

# DUKE



DeVon  
EDWARDS



SIX CAREER KICKS



2016



FOR TOUCHDOWNS



# DUKE UNIVERSITY SPORTS INFORMATION

Room 115  
Cameron Indoor Stadium  
Durham, N.C. 27708

Phone: 919-684-2633  
Fax: 919-684-2489

Press Box Phone: 919-684-4203

## STAFF DIRECTORY

**Art Chase** Assistant Director of Athletics/External Affairs

Sport Responsibilities: Football

Alma Mater: Guilford, 1991

Office: 919-684-2614

Cell: 919-599-9820

Joined Duke SID: August, 2000

Email: chasea@duaa.duke.edu



**Art Chase**

Assistant Director of  
Athletics/External Affairs



**Lindy Brown**

Senior Associate Sports  
Information Director

**Lindy Brown** Senior Associate Sports Information Director

Sport Responsibilities: Women's Soccer, Women's Basketball, Women's Golf

Alma Mater: Western Carolina, 1996

Office: 919-684-2664

Cell: 919-599-9821

Joined Duke SID: November, 1999

Email: lbrown@duaa.duke.edu

**Cory Walton** Senior Associate Sports Information Director

Sport Responsibilities: Men's Basketball, Men's Golf

Alma Mater: Missouri, 2006

Office: 919-684-1712

Cell: 765-337-2063

Joined Duke SID: August, 2015

Email: cwalton@duaa.duke.edu



**Cory Walton**

Senior Associate Sports  
Information Director



**Sarah Feters**

Associate Sports  
Information Director

**Sarah Feters** Associate Sports Information Director

Sport Responsibilities: Football, Men's Tennis, Rowing

Alma Mater: Wittenberg, 2008

Office: 919-684-8708

Cell: 984-209-9104

Joined Duke SID: August, 2014

Email: sfeters@duaa.duke.edu

**Meredith Rieder** Associate Sports Information Director

Sport Responsibilities: Men's Soccer, Wrestling, Men's Lacrosse

Alma Mater: Denison, 2002

Office: 919-684-3328

Cell: 919-812-6741

Joined Duke SID: August, 2008

Email: mrieder@duaa.duke.edu



**Meredith Rieder**

Associate Sports  
Information Director



**Ashley Wolf**

Associate Sports  
Information Director

**Ashley Wolf** Associate Sports Information Director

Sport Responsibilities: Volleyball, Baseball

Alma Mater: Cornell, 2008

Office: 919-668-4393

Cell: 603-325-2225

Joined Duke SID: August, 2009

Email: awolf@duaa.duke.edu

**Brad Amersbach** Assistant Sports Information Director

Sport Responsibilities: M/W Cross Country, Men's Basketball<sup>2</sup>, Women's Tennis

Alma Mater: Millersville, 2008

Office: 919-684-2668

Cell: 484-948-8528

Joined Duke SID: July, 2013

Email: bamersbach@duaa.duke.edu



**Leslie Gaber**

Assistant Sports  
Information Director



**Brad Amersbach**

Assistant Sports  
Information Director

**Leslie Gaber** Assistant Sports Information Director

Sport Responsibilities: Field Hockey, Women's Basketball<sup>2</sup>, M/W Swimming & Diving, Women's Lacrosse

Alma Mater: DePauw, 2011

Office: 919-668-7938

Cell: 614-519-9872

Joined Duke SID: July, 2011

Email: lgaber@duaa.duke.edu

**Sarah Leggett** Sports Information Staff Assistant

Sport Responsibilities: Fencing, M/W Track & Field

Alma Mater: Elon, 2016

Office: 919-668-3195

Cell: 757-621-9341

Joined Duke SID: August, 2016

Email: sleggett@duaa.duke.edu

## DIRECTORY

### MEDIA INFORMATION

Duke Sports Information Department	IFC
Quick Facts	1
Credits	1
Media Information	2
2016 Team Analysis	3
2016 Schedule	3
2015 Results	3
2016 Roster	4-5
2016 Pronunciation Guide	5
2016 Preseason Depth Chart	6
2016 Opponent SID Information	IBC
2016 ACC Composite Schedule	BC

### PLAYERS

Player Biographical Sketches	8-58
------------------------------	------

### STAFF

David Cutcliffe	60-63
Zac Roper	64
Jim Bridge	64
Jim Knowles	65
Ben Albert	65
Derek Jones	66
Re'quan Boyette	66-67
Jeffrey Faris	67
Matt Guerrieri	67
Marcus Johnson	68
Quality Control	68
Graduate Assistant Coaches	69
Operations Assistants	70
Duke Football Administration	71
Sports Performance	71
Sports Medicine	71
Academic Support	71
Equipment Staff	72
Football Relations	72
Video Operations	72
Administrative Staff	72
Athletic Facilities & Game Operations	72
Undergraduate Football Staff	72
Dr. Kevin White	73
Duke Athletics Senior Administration	74

### 2015 IN REVIEW

2015 Notebook	76-78
2015 Honors	78
2015 Game Summaries	79-85
2015 Statistics	86-87
2015 Starting Lineups	87
2015 ACC Standings	88
2015 ACC Awards	88
2015 ACC Statistics	89-90
2015 ACC & NCAA Statistical Rankings	90
2015 Departed Lettermen	91-92

### HISTORY

Annual Ledger	94
Coaching Ledger	94
Annual Results	95-102
Series Ledgers	103-105
Milestone Games & Wins	105
Largest Crowds	105
Bowl Game Summaries	106-111
ACC Championship Game Summary	112
Overtime Games	113
Duke in the <i>Associated Press</i> Poll	113
Homecoming Results	113
Duke Vs. Nationally-Ranked Opponents	114
Duke When Nationally-Ranked	115
Largest Comebacks	116
Wins in Final Minute	116
Wins on Final Snap	116
Fourth Quarter & OT Wins	117
Duke Vs. No. 1	118
Duke Vs. Reigning National Champions	118
Duke in the Heisman Trophy Balloting	118
Duke Vs. Heisman Trophy Winners	118
All-Time Lettermen	119-125
All-Time Captains	126
All-Time Assistant Coaches	126
Honors & Awards	127-132
All-Star Game Participation	132
All-America Biographical Sketches	133-138
College Football HOF Biographical Sketches	139
Pro Football HOF Biographical Sketches	140
Professional Draft Picks	141
NFL Roster	142
NFL Honors	142
Super Bowl Participation	142
Duke Quarterbacks	143-168

### RECORDS

Passing	170-179
Rushing	180-186
Receiving	187-197
Miscellaneous Game Superlatives	198-199
All-Purpose & Total Offense	200
Scoring	201
Placekicking	201-202
Scoring Return & 150-Point Scorers	203
Return	204-206
Punting	207
Defensive	208-211
Freshman	212-216
Team & Scoring Superlatives	217
Annual Leaders	218-223
Annual Team & Opponent Statistics	224-225
Bowl Game	226
Long Plays	IBC

## QUICK FACTS

### DUKE UNIVERSITY

Location	Durham, N.C.
Founded	1838
Enrollment	6,485
Nickname	Blue Devils
School Colors	Duke Blue & White
Stadium	Brooks Field at Wallace Wade Stadium
Capacity/Surface	40,004/Natural grass
President	Dr. Richard H. Brodhead
VP & Director of Athletics	Dr. Kevin M. White

### 2016 DUKE FOOTBALL PREVIEW

Offense	Multiple
Defense	4-2-5
2015 Overall Record	8-5
2015 ACC Record ( <i>Finish</i> )	4-4 ( <i>14th/Coastal</i> )
2015 New Era Pinstripe Bowl	Duke 44, Indiana 41 <sup>[OT]</sup>
Lettermen Returning	44
	(23 Offense; 20 Defense; 1 Special Teams)
Lettermen Lost	24
	(10 Offense; 9 Defense; 2 Special Teams; 3 Undergraduate Assts.)
Starters Returning	13
	(6 Offense; 6 Defense; 1 Special Teams)
Starters Lost	12
	(5 Offense; 5 Defense; 2 Special Teams)

### DUKE FOOTBALL COACHING STAFF

David Cutcliffe	Head Coach
Alma Mater	Alabama, 1976
Record at Duke/Years	48-53/8
Overall Record/Years	92-82/14
Zac Roper	Baxter Family Associate Head Coach (QB)
	Offensive Coordinator
Jim Bridge	Assistant Head Coach (TE)
	Special Teams Coordinator
Jim Knowles	Defensive Coordinator (LB)
Ben Albert	Associate Defensive Coordinator (DL)
Derek Jones	Assistant Coach (CB)
	Assistant Special Teams Coordinator
Re'quan Boyette	Assistant Coach (RB)
Jeffrey Faris	Assistant Coach (WR)
Matt Guerrieri	Assistant Coach (S)
Marcus Johnson	Assistant Coach (OL)
Eli Keimach	Quality Control (Offense)
Mike Buscemi	Quality Control (Defense)
Kirk Benedict	Graduate Assistant Coach (Off. & ST)
Josh Grizzard	Graduate Assistant Coach (QB & OC)
Sam McGrath	Graduate Assistant Coach (Defense)
Matt O'Donnell	Graduate Assistant Coach (Defense)
Marcus Aprahamian	Operations Assistant (Offense)
Cody Robinson	Operations Assistant (Special Teams)
Allen Smith	Operations Assistant (Defense)

### DUKE FOOTBALL HISTORY

First Season	1888
All-Time Record/Seasons	492-503-31 (495)/103
All-Time Bowl Record	4-8
Last Bowl Game/Year	New Era Pinstripe/2015
Result	<sup>[OT]</sup> 44-41 win vs. Indiana

## 2016 DUKE FOOTBALL MEDIA GUIDE

### EDITOR

Art Chase

### ASSISTANT EDITOR

Sarah Fellers

### RESEARCH ASSISTANCE

Colin Small, John Roth

### EDITORIAL

#### CONTRIBUTORS

Brad Amersbach, Jean O. Brooks, Cory Foote, Leslie Gaber, Julie Jurich, Tommy Kollias, Ashley Wolf

### PHOTOGRAPHY

Duke Photography,  
Grant Shorin

### COVER DESIGN

Grant Hawkins  
Hawkins Design  
Bryan, Texas

### PRINTING

Telepathic Graphics  
Raleigh, N.C.

### SPECIAL THANKS

Adam Barnes  
Mark Gauley

## MEDIA INFORMATION

### DUKE SPORTS INFORMATION CONTACTS

Art Chase, Assistant AD/External Affairs

- 919-684-2614 (office) • 919-599-9820 (cell)
- chasea@duaa.duke.edu (email)

Sarah Fetters, Assoc. Sports Information Director

- 919-684-8708 (office) • 984-209-9104 (cell)
- sfetters@duaa.duke.edu (email)

### DUKE FOOTBALL ON TWITTER

- The the official Twitter account of the Duke football program is @Duke\_FB
- The official Twitter account of head coach David Cutcliffe is @DavidCutcliffe

### GODUKE.COM

- Game notes, statistics, feature stories and other pertinent information regarding Duke football can be found on GoDuke.com, the official website of Duke Athletics
- Each Tuesday of Duke's traditional game week, head coach David Cutcliffe's press conference will be streamed live on GoDuke.com at 12:30 p.m.

### GLENN E. (TED) MANN PRESS BOX

- Named after former Sports Information Director Ted Mann, the Duke press box is located on the west side of Brooks Field at Wallace Wade Stadium ... Admittance is by credential only
- Cheering in the press box will not be tolerated ... Violators of this policy will be asked to leave
- A meal is provided approximately two hours before kickoff with refreshments available throughout the game
- The press box will close three hours after the conclusion of the game
- A charter inductee of the CoSIDA Hall of Fame, Mann served the Duke athletic department for nearly 47 years before retiring in 1973

### MEDIA CREDENTIALS

- Media representatives should direct requests to Art Chase, Assistant Director of Athletics/External Affairs
- Duke reserves the right to refuse any credential request deemed not to be in the best interest of the University

### LOCKER ROOM POLICY

- The Duke locker room is closed to the media at all times
- Following all home games, David Cutcliffe and selected student-athletes will address the media in the team meeting room on the second floor of the Yoh Football Center
- Road accommodations for Cutcliffe and Duke players will be made based on the respective facility
- Post-game media availability for visiting teams will take place in the media room at the Brooks Building, located due south of the stadium

### MEDIA PARKING & WILL CALL

- Media parking is located in the following three lots: 751 Lot, Chemistry Lot & Fuqua Lot
- Media Will Call opens two hours prior to kickoff and is located at the West Gate of Brooks Field at Wallace Wade Stadium

### DUKE FOOTBALL PRACTICE

- The Duke football team conducts practice Sunday evening and Tuesday through Friday mornings during the regular season
- Practices are closed to the media ... Photographers should contact Art Chase for availability

### COLLEGEPRESSBOX.COM

- CollegePressBox.com is the official media website for ACC football ... Access and download weekly game notes, quotes, statistics, media guides, headshots, logos and more for the conference and each of its 14 member schools
- Login information will be distributed to accredited media members, who may apply for a password by sending an e-mail to password@collegepressbox.com

### INTERVIEW PROCEDURES

- **Student-Athletes:** All interviews with Duke student-athletes must be arranged through the Sports Information Office by contacting Art Chase or Sarah Fetters ... Players will be available for interviews Monday, Tuesday and Wednesday during a traditional game week
- **Coaching Staff:** For interviews with head coach David Cutcliffe and the remainder of the coaching staff, please contact Art Chase

### CUTCLIFFE SUNDAY TELECONFERENCE

- Beginning September 4, head coach David Cutcliffe will hold a teleconference each Sunday at 5 p.m.
- Media members should contact Art Chase for the phone number and access code

### DUKE FOOTBALL MEDIA LUNCHEON

- On Tuesdays during the season, the Duke Sports Information Department will host a weekly media luncheon ... There will be no October 18 luncheon due to the open week
- Held in the Blue Devil Tower, the weekly event begins at 11:30 a.m. with a meal, followed by player interview availability from 12-12:30 p.m. and head coach David Cutcliffe's press conference from 12:30-1 p.m.
- Player requests for Tuesday's luncheon should be made no later than Monday at 12 noon

### ACC WEEKLY TELECONFERENCE

- The ACC will conduct a weekly teleconference for all 14 conference head coaches beginning on Wednesday, August 30 and running through November 22
- Media members can listen and ask questions beginning at 10:30 a.m. ... Because this service is for the media only, the phone number can only be given out by the ACC Media Relations office at (336) 851-6062
- Audio files and transcript of each teleconference will be available on the league's official website: TheACC.com
- Notre Dame head coach Brian Kelly will join the call beginning at 10:20 a.m. prior to the Irish playing their five ACC opponents this season

10:30 a.m.	Bronco Mendenhall, Virginia
10:40 a.m.	Dabo Swinney, Clemson
10:50 a.m.	Jimbo Fisher, Florida State
11:00 a.m.	Bobby Petrino, Louisville
11:10 a.m.	Dino Babers, Syracuse
11:30 a.m.	Paul Johnson, Georgia Tech
11:40 a.m.	Larry Fedora, North Carolina
11:50 a.m.	Justin Fuente, Virginia Tech
12:00 p.m.	Dave Clawson, Wake Forest
12:10 p.m.	Pat Narduzzi, Pitt
12:20 p.m.	Steve Addazio, Boston College
12:30 p.m.	David Cutcliffe, Duke
12:40 p.m.	Dave Doeren, N.C. State
12:50 p.m.	Mark Richt, Miami

### DUKE FOOTBALL RADIO SHOW WITH DAVID CUTCLIFFE

- On Tuesday nights during the season, Art Chase and David Cutcliffe will host the *Duke Football Radio Show with David Cutcliffe* at the Washington Duke Inn & Golf Club ... The show, which is produced by the Blue Devil IMG Sports Network, runs from 7-8 p.m., airs live on Buzz Sports Radio (96.5 FM in Durham & 99.3 FM in Raleigh)

### COACH DAVID CUTCLIFFE'S DUKE FOOTBALL SHOW

- Coach David Cutcliffe's *Duke Football Show* is produced by Blue Devil IMG Sports Network
- The 30-minute program features head coach David Cutcliffe and highlights of every Duke football game ... For broadcast information, please contact the Duke Sports Information Office

### BLUE DEVIL IMG SPORTS NETWORK

- Hall of Fame broadcaster Bob Harris, the Voice of the Blue Devils for the past four decades, is in his 41st and final year calling the action for Duke football and men's basketball ... Harris enters the 2016 season having called 459 consecutive Blue Devil football games, a streak that began with Duke's 21-18 win over Tennessee to open the 1976 campaign ... Harris is a three-time North Carolina Broadcaster of the Year honoree (1988, 1991 & 2011)
- The 2016 season will mark analyst Wes Chesson's 36th year providing color commentary ... Chesson, an All-ACC receiver during his playing tenure from 1968-70 and a member of the Duke Athletics Hall of Fame Class of 2013, set the school single-season record for receptions with 74 in 1970, and finished his career with 164 catches for 2,399 yards and 10 touchdowns ... He went on to play with the NFL's Atlanta Falcons and Philadelphia Eagles
- Johnny Moore joins the broadcast team for his third season as the primary sideline reporter ... Moore is a visiting associate professor in the Department of Sociology at Duke University and is the co-author of the book *The Blue Divide: Duke, North Carolina and the Battle on Tobacco Road* ... Moore worked for 13 years in Duke's athletic department before founding Moore Productions in 1990
- The one-hour tailgate show is hosted by John Roth while John Rose is the network engineer
- A complete listing of the network affiliates may be found at GoDuke.com

### NETWORK DIRECTORY

Address	Blue Devil IMG Sports Network 3100 Tower Blvd., Suite 404 Durham, N.C. 27707
Phone	919-286-1498
Website	imgcollege.com
Twitter	@DukeRadio
General Manager	Patrick Streko
Assistant General Manager	Brian French
Senior National Associate	Johnny Moore
Account Executive	Ian Haynes
Senior Editor/Producer	John Roth
Partner Services Coordinator	Macey Hulvey
Play-By-Play	Bob Harris
Analyst	Wes Chesson
Sideline	Johnny Moore
Pregame Host	John Roth
On-site Engineer	John Rose



## 2016 TEAM ANALYSIS

### LETTERMEN RETURNING (44)

**OFFENSE (23):** RB Joseph Ajeigbe, TE Dan Beilinson, OT Casey Blaser, RB Zach Boden, QB Parker Boehme, OT Gabe Brandner, WR Quay Chambers, C Austin Davis, RB Jela Duncan, C Zach Harmon, OT Christian Harris, OG Sterling Korona, WR Johnathan Lloyd<sup>1</sup>, RB Quay Mann, WR Anthony Nash, RB Nicodem Pierre, WR T.J. Rahming, TE Erich Schneider, QB Thomas Sirk, WR Ryan Smith, OG Tanner Stone, WR Chris Taylor, RB Shaun Wilson

**DEFENSE (20):** LB Tinashe Bere, CB Breon Borders, DT Brandon Boyce, LB Xavier Carmichael, S Phillip Carter, DT Edgar Cerenord, CB DeVon Edwards<sup>2</sup>, DT Quaven Ferguson, LB Ben Humphreys, DE Allen Jackson, S Jake Kite, S Corbin McCarthy, DE Dominic McDonald, CB Jeremy McDuffie, CB Zach Muñiz, DE Marques Price, DT Mike Ramsay, CB Alonzo Saxton II<sup>3</sup>, S Deondre Singleton, DT A.J. Wolf

**SPECIAL TEAMS (1):** LS Thomas Hennessy

<sup>1</sup>Lettered at CB in 2015

<sup>2</sup>Lettered at S in 2015

<sup>3</sup>Lettered at CB in 2015

### LETTERMEN LOST (24)

**OFFENSE (10):** WR Johndre Bennett, TE Braxton Deaver, OG Lucas Patrick, WR Max McCaffrey, WR Hud Mellencamp, RB Shaquille Powell, TE David Reeves, OG Cody Robinson, C Matt Skura, RB Eammon Vain-Callahan

**DEFENSE (9):** DE Kyler Brown, S Jeremy Cash, CB Jamie Cockey, S Everett Edwards, DE Britton Grier, LB Dwayne Norman, DT Keilin Rayner, DE Deion Williams, DT Carlos Wray

**SPECIAL TEAMS (2):** K Ross Martin, P Will Monday

**STUDENT ASSISTANTS (3):** Kelby Brown, Blair Holliday, Michael Mann

### STARTERS RETURNING (13)

**OFFENSE (6):** OT Casey Blaser, OT Gabe Brandner, WR Anthony Nash, WR T.J. Rahming, QB Thomas Sirk, OG Tanner Stone

**DEFENSE (6):** LB Tinashe Bere, CB Breon Borders, CB DeVon Edwards<sup>1</sup>, S Alonzo Saxton II<sup>2</sup>, S Deondre Singleton, DT A.J. Wolf

**SPECIAL TEAMS (1):** LS Thomas Hennessy

<sup>1</sup>Started at S in 2015

<sup>2</sup>Started at CB in 2015

### STARTERS LOST (12)

**OFFENSE (5):** WR Max McCaffrey, OG Lucas Patrick, RB Shaquille Powell, TE David Reeves, C Matt Skura

**DEFENSE (5):** DE Kyler Brown, S Jeremy Cash, LB Dwayne Norman, DE Deion Williams, DT Carlos Wray

**SPECIAL TEAMS (2):** K Ross Martin, P Will Monday

## 2016 SCHEDULE

### SEPTEMBER

3	N.C. CENTRAL	DURHAM, N.C.	TV <sup>1</sup>	6 p.m.
10	*WAKE FOREST	DURHAM, N.C.	TV <sup>2</sup>	3:30 p.m.
17	Northwestern	Evansville, Ill.	TV <sup>3</sup>	8 p.m.
24	Notre Dame	South Bend, Ind.	TV <sup>4</sup>	3:30 p.m.

### OCTOBER

1	*VIRGINIA (HC)	DURHAM, N.C.		TBA
8	ARMY WEST POINT	DURHAM, N.C.		TBA
14	*Louisville	Louisville, Ky.	TV <sup>5</sup>	7 p.m.
29	*Georgia Tech	Atlanta, Ga.		TBA

### NOVEMBER

5	*VIRGINIA TECH	DURHAM, N.C.		TBA
10	*NORTH CAROLINA	DURHAM, N.C.	TV <sup>5</sup>	7:30 p.m.
19	*Pittsburgh	Pittsburgh, Pa.		TBA
28	*Miami	Miami, Fla.		TBA

TV<sup>1</sup> ESPN3

TV<sup>2</sup> ESPNU

TV<sup>3</sup> Big Ten Network

TV<sup>4</sup> NBC

TV<sup>5</sup> ESPN

HC Homecoming

\* ACC game

### CLASS BREAKDOWN (Scholarship only)

**FRESHMEN (21):** TE Mark Birmingham, WR Scott Bracey, RB Brittain Brown, RB Elijah Deveaux, LB Xander Gagnon, CB Mark Gilbert, LB Brandon Hill, DE James Hornbuckle, CB Myles Hudzick, S Javon Jackson, OT Robert Kraeling, DE Terrell Lucas, OG Jaylen Miller, S Jacob Morgenstern, DE Chidi Okonya, LB Koby Quansah, K AJ Reed, OG Julian Santos, S Dylan Singleton, OT Liam Smith, CB Antone Williams

**REDSHIRT FRESHMEN (13):** OG Zach Baker, S Brandon Feamster, WR Keyston Fuller, LB Joe Giles-Harris, QB Quentin Harris, S Jordan Hayes, QB Daniel Jones, DE Trevon McSwain, DT Zach Morris, DE Twazanga Mugala, P Austin Parker, OT Reno Rosene, WR Aaron Young

**SOPHOMORES (5):** DT Brandon Boyce, LB Ben Humphreys, CB Jeremy McDuffie, DE Marques Price, WR T.J. Rahming

**REDSHIRT SOPHOMORES (13):** LB Tinashe Bere, DT Edgar Cerenord, DE Danny Doyle, DT Quaven Ferguson, C Zach Harmon, OT Christian Harris, TE Daniel Helm, TE Davis Koppenhaver, WR Trevon Lee, WR Johnathan Lloyd, OG Trip McNeill, RB Nicodem Pierre, WR Chris Taylor

**JUNIORS (4):** LB Xavier Carmichael, CB Zach Muñiz, S Alonzo Saxton II, RB Shaun Wilson

**REDSHIRT JUNIORS (12):** RB Joseph Ajeigbe, QB Parker Boehme, OT Gabe Brandner, S Phillip Carter, WR Quay Chambers, C Austin Davis, CB Bryon Fields, S Jake Kite, OG Sterling Korona, RB Quay Mann, DE Dominic McDonald, DT Mike Ramsay

**SENIORS (3):** CB Breon Borders, S Deondre Singleton, WR Ryan Smith

**REDSHIRT SENIORS (13):** TE Dan Beilinson, OT Casey Blaser, RB Zach Boden, RB Jela Duncan, CB DeVon Edwards, LS Thomas Hennessy, DE Allen Jackson, S Corbin McCarthy, WR Anthony Nash, TE Erich Schneider, QB Thomas Sirk, OT Tanner Stone, DT A.J. Wolf

### NON-SCHOLARSHIP (16):

**SENIORS (6):** WR Kane Banner, OG Jake Brodner, S Grant Hall, LB Wyatt Smith, K/P Danny Stirt, S Kyle Wellner

**JUNIORS (4):** LS Bronson Bruneau, LS Colin Duffy, K Will Kline, K Collin Wareham

**SOPHOMORES (5):** OG Clark Bulleit, RB Griffin Carter, LB Kevin Gehsmann, WR Dillon Leovic, WR Sayvon Sampson

**FRESHMAN (1):** LS Ben Wyatt

## 2015 RESULTS (8-5 Overall; 4-4 ACC)

### SEPTEMBER

3	Tulane	New Orleans, La.	W	37-7
12	N.C. CENTRAL	DURHAM, N.C.	W	55-0
19	[23] NORTHWESTERN	DURHAM, N.C.	L	10-19
26	[20] *GEORGIA TECH	DURHAM, N.C.	W	34-20

### OCTOBER

3	*BOSTON COLLEGE (HC)	DURHAM, N.C.	W	9-7
10	Army West Point	West Point, N.Y.	W	44-3
24	*Virginia Tech	Blacksburg, Va.	W	40T 45-43
31	*MIAMI	DURHAM, N.C.	L	27-30

### NOVEMBER

7	*North Carolina	Chapel Hill, N.C.	L	31-66
14	*PITTSBURGH	DURHAM, N.C.	L	13-31
21	*Virginia	Charlottesville, Va.	L	34-42
28	*Wake Forest	Winston-Salem, N.C.	W	27-21

### DECEMBER

26	<sup>A</sup> Indiana	New York, N.Y.	W	OT 44-41
----	----------------------	----------------	---	----------

\* ACC game

HC Homecoming

<sup>A</sup> New Era Pinstripe Bowl (Yankee Stadium)

## 2016 ROSTER

No.	Name	Pos.	Ht.	Wt.	Yr.	Hometown	High School	No.	Name	Pos.
1	Thomas Sirk	QB	6-4	220	R-Sr.	Glen St. Mary, Fla.	Baker County	23	Joseph Ajeigbe	RB
2	Javon Jackson	S	5-11	180	Fr.	Tyrone, Ga.	Sandy Creek	69	Zach Baker	OG
3	T.J. Rahming	WR	5-10	165	So.	Powder Springs, Ga.	McEachern	13	Kane Banner	WR
4	Myles Hudzick	CB	5-10	165	Fr.	Reston, Va.	Bishop O'Connell	85	Dan Beilinson	TE
5	Johnathan Lloyd	WR	6-0	190	R-So.	Graham, N.C.	Southern Alamance	43	Tinashe Bere	LB
6	Nicodem Pierre	RB	6-2	220	R-So.	Miami, Fla.	Coral Reef	89	Mark Birmingham	TE
7	Keyston Fuller	WR	6-0	180	R-Fr.	Griffin, Ga.	Griffin	71	Casey Blaser	OT
8	Aaron Young	WR	6-2	200	R-Fr.	Murrieta, Calif.	Murrieta Valley	38	Zach Boden	RB
9	Jeremy McDuffie	CB	5-11	170	So.	Snellville, Ga.	Shiloh	12	Parker Boehme	QB
10	Ryan Smith	WR	5-7	170	Sr.	Las Vegas, Nev.	Bishop Gorman	31	Breon Borders	CB
11	Scott Bracey	WR	6-2	200	Fr.	Richmond, Va.	Benedictine	55	Brandon Boyce	DT
12	Parker Boehme	QB	6-2	220	R-Jr.	Jacksonville Beach, Fla.	Sandalwood	11	Scott Bracey	WR
13	Kane Banner	WR	6-2	190	Sr.	Lumberton, N.C.	St. Pauls	76	Gabe Brandner	OT
13	Jordan Hayes	S	6-0	180	R-Fr.	Loganville, Ga.	Grayson	64	Jake Brodner	C
14	Bryon Fields	CB	5-11	180	R-Jr.	Charlotte, N.C.	Providence Day	22	Brittain Brown	RB
15	Quay Mann	RB	5-9	200	R-Jr.	Rocky Mount, N.C.	Northern Nash	54	Bronson Bruneau	LS
16	Dylan Singleton	S	5-11	190	Fr.	Dacula, Ga.	Archer	67	Clark Bulleit	OG
17	Daniel Jones	QB	6-5	210	R-Fr.	Charlotte, N.C.	Charlotte Latin	24	Zavier Carmichael	LB
18	Quentin Harris	QB	6-1	190	R-Fr.	Wilton, Conn.	Taft School	45	Griffin Carter	RB
19	Quay Chambers	WR	6-3	220	R-Jr.	Monroe, N.C.	Monroe	37	Phillip Carter	S
20	Jake Kite	S	6-0	185	R-Jr.	Roanoke, Va.	Hidden Valley	92	Edgar Cerenord	DT
21	Alonzo Saxton II	S	5-11	180	Jr.	Columbus, Ohio	Bishop Hartley	19	Quay Chambers	WR
22	Brittain Brown	RB	6-1	195	Fr.	Canton, Ga.	Cherokee	50	Austin Davis	C
23	Joseph Ajeigbe	RB	5-9	215	R-Jr.	Riverside, Calif.	Norco	36	Elijah Deveau	RB
24	Zavier Carmichael	LB	6-0	220	Jr.	Eight Mile, Ala.	St. Paul's Episcopal	56	Danny Doyle	DE
25	Jela Duncan	RB	5-10	215	R-Sr.	Charlotte, N.C.	Mallard Creek	61	Colin Duffy	LS
26	Dillon Leovic	WR	6-5	185	So.	Hillsborough, N.C.	Northern	25	Jela Duncan	RB
26	Corbin McCarthy	S	5-10	200	R-Sr.	Norco, Calif.	Norco Senior	27	DeVon Edwards	CB
27	DeVon Edwards	CB	5-9	180	R-Sr.	Covington, Ga.	Alcovy	30	Brandon Feamster	S
28	Mark Gilbert	CB	6-1	175	Fr.	Fayetteville, N.C.	Terry Sanford	97	Quaven Ferguson	DT
29	Shaun Wilson	RB	5-9	180	Jr.	Charlotte, N.C.	West Mecklenburg	14	Bryon Fields	CB
30	Brandon Feamster	S	6-3	210	R-Fr.	Exton, Pa.	Cheshire Academy [Conn.]	7	Keyston Fuller	WR
31	Breon Borders	CB	6-0	180	Sr.	Statesville, N.C.	Statesville	41	Xander Gagnon	LB
32	Brandon Hill	LB	6-3	220	Fr.	Orangeburg, S.C.	Heathwood Hall Episcopal	54	Kevin Gehsmann	LB
33	Deondre Singleton	S	5-11	180	Sr.	Dacula, Ga.	Archer	28	Mark Gilbert	CB
34	Ben Humphreys	LB	6-2	215	So.	Newport Beach, Calif.	Mater Dei	44	Joe Giles-Harris	LB
35	Antone Williams	CB	5-11	175	Fr.	Atlanta, Ga.	Woodward Academy	46	Grant Hall	S
36	Elijah Deveau	RB	6-0	225	Fr.	Waxhaw, N.C.	Charlotte Christian	63	Zach Harmon	C
37	Phillip Carter	S	6-1	195	R-Jr.	El Dorado Hills, Calif.	Folsom	70	Christian Harris	OT
38	Zach Boden	RB	5-10	200	R-Sr.	Atlanta, Ga.	Lovett School	18	Quentin Harris	QB
39	Zach Muñoz	CB	5-11	170	Jr.	Chesterfield, Mo.	Christian Brothers College	13	Jordan Hayes	S
40	Jacob Morgenstern	S	6-4	215	Fr.	Lagrange, N.Y.	St. Luke's School [Conn.]	80	Daniel Helm	TE
41	Xander Gagnon	LB	6-3	225	Fr.	Charlotte, N.C.	Charlotte Catholic	57	Thomas Hennessy	LS
42	Austin Parker	P	6-1	180	R-Fr.	Mount Pleasant, N.C.	Mount Pleasant	32	Brandon Hill	LB
43	Tinashe Bere	LB	6-1	230	R-So.	Cincinnati, Ohio	Sycamore	59	James Hornbuckle	DE
43	Danny Stirt	K/P	5-10	180	Sr.	Gainesville, Fla.	Oak Hall	4	Myles Hudzick	CB
44	Joe Giles-Harris	LB	6-2	220	R-Fr.	Nyack, N.Y.	St. Joseph Regional [N.J.]	34	Ben Humphreys	LB
45	Griffin Carter	RB	5-11	180	So.	San Marino, Calif.	Polytechnic	96	Allen Jackson	DE
45	Kyle Wellner	S	6-2	210	Sr.	Mill Neck, N.Y.	Deerfield Academy [Mass.]	2	Javon Jackson	S
46	Grant Hall	S	5-10	180	Sr.	Suwanee, Ga.	Buford	17	Daniel Jones	QB
47	Will Kline	K/P	6-1	190	Jr.	Montclair, N.J.	Montclair	20	Jake Kite	S
48	AJ Reed	K	5-11	175	Fr.	Prattville, Ala.	Prattville	47	Will Kline	K/P
49	Koby Quansah	LB	6-1	220	Fr.	Manchester, Conn.	Kingswood Oxford	81	Davis Koppenhaver	TE
50	Austin Davis	C	6-4	290	R-Jr.	Mansfield, Texas	Mansfield	78	Sterling Korona	OG
50	Wyatt Smith	LB	5-11	195	Sr.	Fort Myers, Fla.	Canterbury School	77	Robert Kraeling	OT
51	Dominic McDonald	DE	6-2	240	R-Jr.	Longwood, Fla.	Lake Brantley	84	Trevon Lee	WR
52	Zach Morris	DT	6-3	285	R-Fr.	Ringgold, Ga.	Ringgold	26	Dillon Leovic	WR
54	Bronson Bruneau	LS	6-5	230	Jr.	Lakeville, Minn.	Lakeville North	5	Johnathan Lloyd	WR
54	Kevin Gehsmann	LB	6-0	225	So.	Greensboro, N.C.	Western Guilford	90	Terrell Lucas	DE
55	Brandon Boyce	DT	6-0	255	So.	Fort Lauderdale, Fla.	St. Thomas Aquinas	15	Quay Mann	RB
56	Danny Doyle	DE	6-1	215	R-So.	Bradenton, Fla.	Manatee	26	Corbin McCarthy	S
57	Thomas Hennessy	LS	6-3	235	R-Sr.	Bardonia, N.Y.	Don Bosco Prep [N.J.]	51	Dominic McDonald	DE
58	Ben Wyatt	LS	6-1	230	Fr.	Davidson, N.C.	Cannon School	9	Jeremy McDuffie	CB
59	James Hornbuckle	DE	6-4	235	Fr.	Murray, Ky.	Murray	74	Trip McNeill	OG
61	Colin Duffy	LS	6-0	200	Jr.	Newport Beach, Calif.	Newport Beach	95	Trevon McSwain	DE
63	Zach Harmon	C	6-3	285	R-So.	Toledo, Ohio	Central Catholic	66	Jaylen Miller	OG



64	Jake Brodner	C	6-2	245	Sr.	Glen Ellyn, Ill.	Glenbard West
65	Julian Santos	OG	6-3	315	Fr.	East Lake, Fla.	East Lake
66	Jaylen Miller	OG	6-3	315	Fr.	Jacksonville, Fla.	Providence
67	Clark Bulleit	OG	6-3	275	So.	Tampa, Fla.	Jesuit
69	Zach Baker	OG	6-4	295	R-Fr.	Green Cove Springs, Fla.	Clay
70	Christian Harris	OT	6-6	295	R-So.	Suwanee, Ga.	Collins Hill
71	Casey Blaser	OT	6-5	290	R-Sr.	Charlotte, N.C.	South Mecklenburg
73	Reno Rosene	OT	6-7	325	R-Fr.	Westlake Village, Calif.	Oaks Christian
74	Trip McNeill	OG	6-5	300	R-So.	Advance, N.C.	Davie
75	Liam Smith	OT	6-4	270	Fr.	Little Silver, N.J.	Red Bank Catholic
76	Gabe Brandner	OT	6-6	285	R-Jr.	Blythewood, S.C.	Heathwood Hall Episcopal
77	Robert Kraeling	OT	6-7	270	Fr.	Bishop, Ga.	Prince Avenue Christian
78	Sterling Korona	OG	6-7	290	R-Jr.	San Antonio, Texas	Ronald Reagan
79	Tanner Stone	OG	6-6	300	R-Sr.	Dallas, Texas	Highland Park
80	Daniel Helm	TE	6-4	240	R-So.	Chatham, Ill.	Glenwood
81	Davis Koppenhaver	TE	6-4	230	R-So.	Valencia, Calif.	Hart
82	Chris Taylor	WR	6-1	180	R-So.	Miramar, Fla.	University
83	Anthony Nash	WR	6-5	200	R-Sr.	West Chester, Pa.	Bayard Rustin
84	Trevon Lee	WR	6-1	185	R-So.	Plantation, Fla.	Cardinal Gibbons
85	Dan Beilinson	TE	6-5	255	R-Sr.	Cary, N.C.	Panther Creek
86	Sayvon Sampson	WR	6-2	170	So.	Lumberton, N.C.	St. Pauls
88	Erich Schneider	TE	6-7	240	R-Sr.	Jacksonville Beach, Fla.	Jacksonville Episcopal
89	Mark Birmingham	TE	6-4	235	Fr.	Ashburn, Va.	Briar Woods
90	Terrell Lucas	DE	6-3	230	Fr.	Hollywood, Fla.	Miramar
91	Marques Price	DE	6-6	245	So.	Fort Valley, Ga.	Peach County
92	Edgar Cerenord	DT	6-1	300	R-So.	Miami, Fla.	American Heritage
93	A.J. Wolf	DT	6-4	280	R-Sr.	Greenwich, Conn.	Hackley [N.Y.]
94	Twazanga Mugala	DE	6-3	230	R-Fr.	Charlotte, N.C.	Ardrey Kell
94	Collin Wareham	K	5-9	175	Jr.	McLean, Va.	St. Albans [Washington, D.C.]
95	Trevon McSwain	DE	6-6	265	R-Fr.	Suwanee, Ga.	Lambert
96	Allen Jackson	DE	6-5	260	R-Sr.	Ellicott City, Md.	McDonogh
97	Quaven Ferguson	DT	6-2	305	R-So.	Easley, S.C.	Easley
98	Chidi Okonya	DE	6-6	220	Fr.	Riverdale, Ga.	Riverdale
99	Mike Ramsay	DT	6-2	295	R-Jr.	Smyrna, Ga.	Walker School

40	Jacob Morgenstern	S
52	Zach Morris	DT
94	Twazanga Mugala	DE
39	Zach Muñiz	CB
83	Anthony Nash	WR
98	Chidi Okonya	DE
42	Austin Parker	P
6	Nicodem Pierre	RB
91	Marques Price	DE
49	Koby Quansah	LB
3	T.J. Rahming	WR
99	Mike Ramsay	DT
48	AJ Reed	K
73	Reno Rosene	OT
86	Sayvon Sampson	WR
65	Julian Santos	OG
21	Alonzo Saxton II	S
88	Erich Schneider	TE
33	Deondre Singleton	S
16	Dylan Singleton	S
1	Thomas Sirk	QB
75	Liam Smith	OT
10	Ryan Smith	WR
50	Wyatt Smith	LB
43	Danny Stirt	K/P
79	Tanner Stone	OG
82	Chris Taylor	WR
94	Collin Wareham	K
45	Kyle Wellner	S
35	Antone Williams	CB
29	Shaun Wilson	RB
93	A.J. Wolf	DT
58	Ben Wyatt	LS
8	Aaron Young	WR

Head Coach: David Cutcliffe

Baxter Family Associate Head Coach/Offensive Coordinator/QB: Zac Roper

Assistant Head Coach/Special Teams Coordinator/TE: Jim Bridge

Defensive Coordinator/LB: Jim Knowles

Associate Defensive Coordinator/DL: Ben Albert

Assistant Coach/Assistant Special Teams Coordinator/CB: Derek Jones

Assistant Coach/RB: Re'quan Boyette

Assistant Coach/WR: Jeffrey Faris

Assistant Coach/S: Matt Guerrieri

Assistant Coach/OL: Marcus Johnson

Quality Control/Offense: Eli Keimach

Quality Control/Defense: Mike Buscemi

Graduate Assistant Coach/Offense & Special Teams: Kirk Benedict

Graduate Assistant Coach/QB & Quality Control: Josh Grizzard

Graduate Assistant Coach/Defense: Sam McGrath

Graduate Assistant Coach/Defense: Matt O'Donnell

Operations Assistant/Offense: Marcus Aprahamian

Operations Assistant/Special Teams: Cody Robinson

Operations Assistant/Defense: Allen Smith

## PRONUNCIATION GUIDE

Joseph AJEIGBE	ah-JEE-bee
Dan BEILINSON	BAY-lynn-son
TINASHE BERE	tuh-NAH-shee BEAR
Parker BOEHME	BAME
BREON Borders	BREE-on
Bronson BRUNEAU	brew-know
Clark BULLEIT	Bullet
Edgar CERENORD	SARAH-nord
Elijah DEVEAUX	duh-VOE
JELA Duncan	juh-LAY

DEVON Edwards	duh-VON
QUAVEN Ferguson	QUAY-ven
BRYON Fields	Brian
XANDER Gagnon	ZANDER
JAVON Jackson	JUH-von
Davis KOPPENHAVER	CO-pen-hay-ver
Dillon LEOVIC	LEE-uh-vick
TERRELL Lucas	TUH-rell
TREVON McSwain	TREY-von
TWAZANGA MUGALA	twuh-ZANG-uh moo-GAH-lah

Zach MUÑIZ	mew-KNEES
CHIDI OKONYA	CHEE-dee oh-CON-yuh
NICODEM Pierre	NEEK-oh-dem
Koby QUANSAH	QUAN-zuh
Mike RAMSAY	RAM-zee
Reno ROSENE	row-ZEEN
ERICH Schneider	Eric
ANTONE Williams	AN-tone

# 2016 PRESEASON DEPTH CHART (Exiting spring practice)

## QUARTERBACK

Thomas Sirk	6-4, 220	R-Sr.	2V
Parker Boehme	6-2, 220	R-Jr.	2V
Quentin Harris	6-1, 190	R-Fr.	SQ
<b>OR</b> Daniel Jones	6-5, 210	R-Fr.	SQ

## RUNNING BACK

Shaun Wilson	5-9, 180	Jr.	2V
<b>OR</b> Jela Duncan	5-10, 215	R-Sr.	3V
Zach Boden	5-10, 200	R-Sr.	1V
Joseph Ajeigbe	5-9, 215	R-Jr.	2V
Nicodem Pierre	6-2, 220	R-So.	1V
Quay Mann	5-9, 200	R-Jr.	2V
Griffin Carter	5-11, 180	So.	SQ

## WIDE RECEIVER

Anthony Nash	6-5, 200	R-Sr.	3V
Trevon Lee	6-1, 185	R-So.	SQ
Johnathan Lloyd	6-0, 190	R-So.	1V

## WIDE RECEIVER

Quay Chambers	6-3, 220	R-Jr.	1V
<b>OR</b> Keyston Fuller	6-0, 180	R-Fr.	SQ
<b>OR</b> Ryan Smith	5-7, 170	Sr.	2V
Aaron Young	6-2, 200	R-Fr.	SQ
Kane Banner	6-2, 190	Sr.	SQ

## WIDE RECEIVER

Chris Taylor	6-1, 180	R-So.	1V
T.J. Rahming	5-10, 165	So.	1V
Dillon Leovic	6-5, 185	So.	SQ
Sayvon Sampson	6-2, 170	So.	SQ

## TIGHT END

Erich Schneider	6-7, 240	R-Sr.	3V
Daniel Helm	6-4, 240	R-So.	SQ
<b>OR</b> Davis Koppenhaver	6-4, 230	R-So.	1V
Dan Beilinson	6-5, 255	R-Sr.	2V

## LEFT TACKLE

Gabe Brandner	6-6, 285	R-Jr.	2V
Christian Harris	6-6, 295	R-So.	1V

## LEFT GUARD

Zach Baker	6-4, 295	R-Fr.	SQ
<b>OR</b> Sterling Korona	6-7, 290	R-Jr.	2V
Clark Bulleit	6-3, 275	So.	SQ

## CENTER

Austin Davis	6-4, 290	R-Jr.	2V
<b>OR</b> Zach Harmon	6-3, 285	R-So.	1V
Jake Brodner	6-2, 245	Sr.	SQ

## RIGHT GUARD

Tanner Stone	6-6, 300	R-Sr.	2V
Trip McNeill	6-5, 300	R-So.	SQ

## RIGHT TACKLE

Casey Blaser	6-5, 290	R-Sr.	2V
Reno Rosene	6-7, 325	R-Fr.	SQ

## KICKER

Danny Stirt	5-10, 180	Sr.	SQ
Will Kline	6-1, 190	Jr.	SQ
Collin Wareham	5-9, 175	Jr.	SQ

## DEFENSIVE END (LEFT)

Danny Doyle	6-1, 215	R-So.	SQ
Dominic McDonald	6-2, 240	R-Jr.	1V
Twazanga Mugala	6-3, 230	R-Fr.	SQ

## DEFENSIVE TACKLE

A.J. Wolf	6-4, 280	R-Sr.	3V
Quaven Ferguson	6-2, 305	R-So.	1V

## DEFENSIVE TACKLE

Mike Ramsay	6-2, 295	R-Jr.	2V
<b>OR</b> Edgar Cerenord	6-1, 300	R-So.	1V
Brandon Boyce	6-0, 255	So.	1V
Zach Morris	6-3, 285	R-Fr.	SQ

## DEFENSIVE END (RIGHT)

Marques Price	6-6, 245	So.	1V
Trevon McSwain	6-6, 265	R-Fr.	SQ
Allen Jackson	6-5, 260	R-Sr.	2V

## LINEBACKER (MIKE)

Ben Humphreys	6-2, 215	So.	1V
Zavier Carmichael	6-0, 220	Jr.	2V
Kevin Gehsmann	6-0, 225	So.	SQ

## LINEBACKER (WILL)

Tinashe Bere	6-1, 230	R-So.	1V
Joe Giles-Harris	6-2, 220	R-Fr.	SQ
Wyatt Smith	5-11, 195	Sr.	SQ

## CORNERBACK

DeVon Edwards	5-9, 180	R-Sr.	3V
Jeremy McDuffie	5-11, 170	So.	1V
Zach Muñiz	5-11, 170	Jr.	2V

## CORNERBACK

Breon Borders	6-0, 180	Sr.	3V
Bryon Fields	5-11, 180	R-Jr.	2V
Mark Gilbert	6-1, 175	Fr.	HS

## SAFETY (ROVER)

Phillip Carter	6-1, 195	R-Jr.	2V
Alonzo Saxton II	5-11, 180	Jr.	2V
Kyle Wellner	6-2, 210	Sr.	SQ

## SAFETY (STRIKE)

Corbin McCarthy	5-10, 200	R-Sr.	3V
Brandon Feamster	6-3, 210	R-Fr.	SQ
Jake Kite	6-0, 185	R-Jr.	2V
Jacob Morgenstern	6-4, 215	Fr.	HS

## SAFETY (BANDIT)

Deondre Singleton	5-11, 180	Sr.	3V
Jordan Hayes	6-0, 180	R-Fr.	SQ
Grant Hall	5-10, 180	Sr.	SQ

## PUNTER

Austin Parker	6-1, 180	R-Fr.	SQ
Danny Stirt	5-10, 180	Sr.	SQ
Will Kline	6-1, 190	Jr.	SQ

## LONG SNAPPER

Thomas Hennessy	6-3, 235	R-Sr.	3V
Bronson Bruneau	6-5, 230	Jr.	SQ
Colin Duffy	6-0, 200	Jr.	SQ





***PLAYERS***





## 23 Joseph Ajeigbe

RB • 5-9, 215 • R-JR.

RIVERSIDE, CALIF.

NORCO HIGH SCHOOL

### 2016

Reserve running back ... in 21 career games, has rushed 45 times for 158 yards (3.51), caught three passes for 34 yards (11.33) and returned two kickoff for 46 yards (23.00) ... has played 308 career snaps ... has three career games with 20+ rushing yards including a personal-high 53 yards at Georgia Tech in 2014 ... has lost one fumble in 51 total touches ... in the program's post-spring strength and conditioning evaluation, led the team with a squat lift of 515 pounds while combined three-lift (Bench press, squat & power clean) total of 1,228 pounds ranked second overall, trailing only DT Mike Ramsay's total of 1,232 pounds.

### 2015

Played in eight games ... missed the first three weeks and the final two contests all due to injury ... lost one fumble in six touches ... rushed four times for eight yards (2.00) while catching one pass for 11 yards (11.00) ... rushing attempts came against Army West Point (2-7) and North Carolina (2-1) ... lone catch of the year was versus Pittsburgh ... on the field for 118 snaps.

### 2014

Played in all 13 games ... rushed 41 times for 150 yards (3.66) ... caught two passes for 23 yards (11.50) ... lost zero fumbles in 45 touches ... had season highs for both rushing attempts (8) and rushing yards (53) at Georgia Tech ... had 34 yards on the ground at Troy ... one of six offensive backs to rush for 150+ yards on the season as the Blue Devils averaged 181.85 ground yards per game to mark the program's highest total since 1977 ... registered single-game receptions in wins over Elon and Troy covering 14 and nine yards, respectively ... carded four tackles on special teams ... as a member of Duke's punt return unit, returned an INT 12 yards for a TD against Tulane ... on the field for 190 snaps.

### 2013

Did not see game action.

### PRIOR TO DUKE

Three-year letterman at Norco under coach Todd Gerhart ... helped Norco to three-year record of 23-13 with three state playoff berths ... listed as the No. 61 running back in the nation by *ESPN.com*, the No. 81 running back in the country by *Scout.com* and the No. 82 running back in the nation by *247Sports.com* ... three-time all-league selection ... first team CIF Southern Section choice following senior season ... as a senior, rushed for 1,605 yards with 16 TDs ... had 1,875 rushing yards with 20 TDs as a junior and 1,075 rushing yards with 12 TDs during sophomore campaign ... also lettered in basketball.

### PERSONAL

Son of David and Ruth Ajeigbe ... born January 30, 1995 ... high school teammate of current Duke safety Corbin McCarthy ... majoring in political science.

### STATISTICS

#### 2014

Opponent	Rush	Yds	Lg	TD	Rec	Yds	Lg	TD
Elon	4	8	5	0	1	14	14	0
Troy	7	34	9	0	1	9	9	0
Kansas	7	21	7	0	0	0	0	0
Tulane	7	14	5	0	0	0	0	0
Miami	1	3	3	0	0	0	0	0
Georgia Tech	8	53	14	0	0	0	0	0
Virginia	4	6	4	0	0	0	0	0
Pittsburgh	2	7	4	0	0	0	0	0
Syracuse	0	0	0	0	0	0	0	0
Virginia Tech	0	0	0	0	0	0	0	0
North Carolina	0	0	0	0	0	0	0	0
Wake Forest	1	4	4	0	0	0	0	0
Arizona State	0	0	0	0	0	0	0	0

#### 2015

Opponent	Rush	Yds	Lg	TD	Rec	Yds	Lg	TD
Tulane	—	DNP	—	—	—	—	—	—
N.C. Central	—	DNP	—	—	—	—	—	—
Northwestern	—	DNP	—	—	—	—	—	—
Georgia Tech	0	0	0	0	0	0	0	0
Boston College	0	0	0	0	0	0	0	0
Army West Point	2	7	5	0	0	0	0	0
Virginia Tech	0	0	0	0	0	0	0	0
Miami	0	0	0	0	0	0	0	0
North Carolina	2	1	4	0	0	0	0	0
Pittsburgh	0	0	0	0	1	11	11	0
Virginia	0	0	0	0	0	0	0	0
Wake Forest	—	DNP	—	—	—	—	—	—
Indiana	—	DNP	—	—	—	—	—	—

Year	G/GS	Rush	Yards	Avg.	TD	Lg
2014	13/0	41	150	3.66	0	14
2015	8/0	4	8	2.00	0	5
Total	21/0	45	158	3.51	0	14

Year	G/GS	Rec	Yards	Avg.	TD	Lg
2014	13/0	2	23	11.50	0	14
2015	8/0	1	11	11.00	0	11
Total	21/0	3	34	11.33	0	14


Year	G/GS	KOR	Yards	Avg.	TD	Lg
2014	13/0	1	20	20.00	0	20
2015	8/0	1	26	26.00	0	26
Total	21/0	2	46	23.00	0	26

NOTE: Special teams INT return for a touchdown vs. Tulane, 2014

### SINGLE-GAME CAREER HIGHS

Category	Career-high, Opponent, Year
Rush attempts	8 vs. Georgia Tech, 2014
Rushing yards	53 vs. Georgia Tech, 2014
Pass receptions	1, three times; last vs. Pittsburgh, 2015
Pass receiving yards	14 vs. Elon, 2014
Kickoff returns	1, twice; last vs. Boston College, 2015
Kickoff return yards	26 vs. Boston College, 2015
All-purpose yards	53 (53 RUSH, 0 REC, 0 KOR, 0 PR) vs. Georgia Tech, 2014
Longest rush	14 yards vs. Georgia Tech, 2014
Longest reception	14 yards from Thomas Sirk vs. Elon, 2014





## 69 Zach Baker

OG • 6-4, 295 • R-FR.

GREEN COVE SPRINGS, FLA.

CLAY HIGH SCHOOL

### 2016

Enters the fall in contention for the starting nod at left offensive guard ... in the program's post-spring strength and conditioning evaluation, led the team with a power clean lift of 330 pounds while combined three-lift (Bench press [365 lbs.], squat [455 lbs.] & power clean) total of 1,150 pounds ranked second among offensive linemen and fifth overall.

### 2015


Did not see game action.

### PRIOR TO DUKE

Three-year letterman for Clay High School and head coach Joshua Hoekstra ... rated by *Scout.com* as the No. 19 center in the nation and by *247Sports.com* as the No. 21 center in the country ... starting center as a senior, helping Clay to a 10-2 overall record and a trip to the second round of the Florida High School Athletic Association (FHSAA) 5A playoffs ... earned all-county, all-district, all-region and second team Florida Class 5A All-State honors following final campaign ... key piece of an offensive line that provided time and space for the Blue Devils to score 431 points, an average of 35.92 per contest ... earned all-county and all-district honors as a junior, when team went 10-5 ... squad advanced to the FHSAA 5A title game before falling to American Heritage ... Blue Devils edged Lakewood, 40-38, in the FHSAA 5A semifinal contest to reach the title tilt ... second round playoff game versus Bishop Kenny was one of the highlights of the postseason as Clay scored 30 points in the fourth quarter to win, 74-73 ... also earned three letters in weightlifting.

### PERSONAL

Son of Amanda Baker ... born September 24, 1996.



## 13 Kane Banner

WR • 6-2, 190 • SR.

LUMBERTON, N.C.

ST. PAULS HIGH SCHOOL

### 2016

Walk-on reserve wide receiver.

### 2015

Did not see game action.

### 2014

Did not see game action.

### 2013

Did not see game action.

### PRIOR TO DUKE

Two-year letterman at St. Pauls under coach Trey Sasser ... in senior season, rushed for 975 yards, passed for 1,876 yards and totaled 33 TDs ... all-conference and all-county choice ... also lettered in basketball and track and field.

### PERSONAL

Son of Erica and Mike Setzer ... father played football at East Carolina ... cousin, Michael Collins, was an All-America offensive lineman at Wake Forest and played with the Baltimore Ravens in the NFL ... brother, Sayvon Sampson, is a member of the Duke football program ... born September 11, 1995 ... majoring in evolutionary anthropology.



## 85 Dan Beilinson

TE • 6-5, 255 • R-SR.

CARY, N.C.

PANTHER CREEK HIGH SCHOOL

### 2016

Reserve tight end ... in 13 career games, has played 216 total snaps.

### 2015

Played in nine games ... saw action against Tulane, N.C. Central, Northwestern, Miami, North Carolina, Pittsburgh, Virginia, Wake Forest and Indiana ... on the field for 122 total snaps.

### 2014

Did not see game action while recovering from surgery performed on April 21, 2014, to repair ruptured right pectoral muscle.

### 2013

Played in 13 games, primarily on special teams ... missed the Georgia Tech week ... returned one kickoff for minus-4 yards ... on the field for 94 total snaps.

### 2012

Did not see game action.

### PRIOR TO DUKE

Three-year letterman at Panther Creek under coach Wayne Bragg ... national consensus top-40 tight end with rankings of No. 22 (*ESPN.com*), No. 29 (*Scout.com*), No. 34 (*Rivals.com*) and No. 39 (*247Sports.com*) ... charted as the top TE in North Carolina by all four outlets ... helped Panther Creek to a 26-13 record with two state playoff berths ... in senior season, caught 30 passes for 412 yards ... first team all-state selection by *ESPN.com* ... as a junior, caught 37 passes for 553 yards and two TDs as Panther Creek went 13-2 and advanced to the state semifinals ... two-time all-conference and all-region selection ... helped North Carolina to a 26-19 win over South Carolina in the 75th annual Shrine Bowl on December 17, 2011, in Spartanburg, S.C. ... also lettered in basketball.

### PERSONAL

Engaged to fiancé Alexandria Marie Stober of Cary, N.C. ... son of Vadim Beilinson and Jelena Zaitseva ... born October 21, 1993 ... majoring in biomedical engineering.



## 43 Tinashe Bere

LB • 6-1, 230 • R-SO.

CINCINNATI, OHIO

SYCAMORE HIGH SCHOOL

### 2016

Returning starting linebacker ... in 11 career games (6 starts), has compiled 58 tackles, 4.5 TFL, 1.5 sacks, one caused fumble and two QB pressures ... has played 469 career snaps ... has posted nine games with 4+ tackles including a career-high 10 against Georgia Tech in 2015 ... recipient of the co-Most Improved Defensive Player award along with S Jordan Hayes following spring practice in 2016 ... in the program's post-spring strength and conditioning evaluation, led the LB group in bench press lift (320 lbs.).

### 2015

Honorable mention Freshman All-America selection by both *Campus Insiders* and *College Football News* ... Academic All-ACC selection ... played in 11 games with six starts ... did not play in games versus Miami and Indiana ... earned starting assignments against Georgia Tech, Boston College, Army, Virginia Tech, Pittsburgh and Wake Forest ... recorded 58 tackles, 4.5 TFL, 1.5 sacks, two caused fumbles and two QB pressures ... finished fifth on the team in total tackles ... in the ACC, ranked third among all freshmen and first among rookie LBs in tackles per game (5.27) ... carded 4+ tackles in nine games including a season-high 10 stops in the win over Georgia Tech ... at Virginia, posted seven tackles including 3.0 TFL, 0.5 sack and one caused fumble ... the 3.0 TFL against the Cavaliers matched the second-highest single-game total by a Duke freshman ... logged six tackles in victories over Boston College, Army and Virginia Tech ... on the field for 469 snaps.

### 2014

Did not see game action ... recipient of the Sonny Falcone Iron Duke Award, a team honor presented annually to one offensive player, one defensive player and one player in the developmental program for their year-round commitment to strength training and conditioning.

### PRIOR TO DUKE

Four-year letterman at Sycamore under Scott Dattilo ... listed as the No. 41 middle linebacker in the country by *Scout.com* ... charted as the No. 44 inside linebacker in the nation by *247Sports.com* ... helped squad to four-year ledger of 29-13 with a pair of state playoff berths ... in senior season, carded 75 tackles, four sacks, four caused fumbles, two fumble recoveries and one INT ... named the Greater Miami Conference Defensive Player of the Year following senior campaign ... also tabbed to the *Cincinnati Enquirer* All-Star team ... as a junior, totaled 85 tackles, seven TFL and three sacks ... three-time All-Greater Miami Conference selection ... also participated in track and field and wrestling.

### PERSONAL

Son of Musatya and Thenjiwe Bere ... born August 2, 1995 ... majoring in sociology while minoring in psychology.

### STATISTICS

#### 2015

Opponent	Solo	Ast	Total	TFL	QBS	INT	PBU	CF	FR	QBH
Tulane	5	0	5	0.0-0	0.0-0	0	0	0	0	0
NC Central	0	4	4	0.0-0	0.0-0	0	0	0	0	0
Northwestern	1	3	4	0.0-0	0.0-0	0	0	0	0	0
Georgia Tech <sup>1</sup>	6	4	10	0.0-0	0.0-0	0	0	0	0	0
Boston College <sup>2</sup>	1	5	6	0.5-0	0.0-0	0	0	0	0	0
Army <sup>3</sup>	2	4	6	1.0-6	1.0-6	0	0	0	0	0
Virginia Tech <sup>4</sup>	2	4	6	0.0-0	0.0-0	0	0	0	0	1
Miami	— DNP —									
North Carolina	0	2	2	0.0-0	0.0-0	0	0	0	0	0
Pittsburgh <sup>5</sup>	3	2	5	0.0-0	0.0-0	0	0	0	0	1
Virginia	4	3	7	3.0-13	0.5-6	0	0	1	0	0
Wake Forest <sup>6</sup>	1	2	3	0.0-0	0.0-0	0	0	0	0	0
Indiana	— DNP —									

Year	G/GS	Solo	Ast	Total	TFL	QBS	INT	PBU	CF	FR	QBH
2015	11/6	25	33	58	4.5-19	1.5-12	0	0	1	0	2
Total	11/6	25	33	58	4.5-19	1.5-12	0	0	1	0	2



## 89 Mark Birmingham

TE • 6-4, 235 • FR.

ASHBURN, VA.

BRIAR WOODS HIGH SCHOOL

### PRIOR TO DUKE

Four-year letterman at Briar Woods High School under head coach Charlie Pierce ... four-star prospect by *ESPN.com* and *Scout.com* ... member of both the *Scout300* (No. 214) and *ESPN300* (No. 295) ... three-star prospect by *Rivals.com* and *247Sports.com* ... consensus top-15 tight end prospect, ranked No. 3 by *ESPN.com*, No. 9 by *Scout.com* and No. 14 by *247Sports.com* ... rated as the fifth-best prospect in Virginia and the 34th-best in the region by *ESPN.com* ... two-year team captain ... selected to participate in the 10th annual Offense-Defense All-American Bowl ... invited to the USA Football International Bowl during junior and senior years and participated in the USA U17 game against Canada in 2014 ... as a senior, named to the *USA TODAY* American Family Insurance All-Virginia Football Team, Virginia High School League (VHSL) Group 5A All-State Team and *VirginiaPreps.com* All-State Team ... selected to the All-Conference 14 First Team and All-5A North Region First Team following final campaign ... earned team MVP and Most Committed awards as well as honorable mention All-Met accolades from *The Washington Post* ... as a senior, caught 29 passes for 320 yards ... added 39 tackles, 6.5 TFL, 2.0 sacks, three PBUs and one forced fumble as a defensive end ... a VHSL Group 5A All-State Second Team honoree and *The Washington Post* Second Team All-Met pick as a junior ... earned two spots on the All-Conference 14 teams as a junior, picking up first team honors as a tight end and second team accolades as an all-purpose selection ... during junior year, helped Falcons to an 8-4 mark and trip to the second round of the VHSL Group 5A playoffs ... caught 27 passes for 490 yards and seven TDs during junior campaign while booking 37 tackles, 7.5 TFL, 2.0 sacks and three PBUs ... during sophomore year, helped the Falcons to a 13-2 ledger ... an All-Conference 14 Second Team selection as a defensive lineman ... caught 11 passes for 225 yards and three TDs and booked 43 tackles, 7.0 TFL, 5.5 sacks and a pass breakup ... as a freshman, helped the Falcons go 15-0 and capture the state championship with a 52-0 win against Heritage in the title game ... contributed four receptions for 35 yards and one TD ... also earned two letters in basketball.

### PERSONAL

Son of Kristine and Mark Birmingham ... brother, Michael, was a four year member (2010-11-12-13) of the golf team at Dickinson College ... born September 2, 1997.



## 71 Casey Blaser

OT • 6-5, 290 • R-SR.

CHARLOTTE, N.C.

SOUTH MECKLENBURG HIGH SCHOOL

### 2016

Returning starting right offensive tackle ... returning All-ACC offensive tackle ... preseason All-ACC selection by *Athlon* (3rd team), *Lindy's Sports* (3rd team) and *Phil Steele's College Football Preview* (4th team) ... in 28 career games (26 starts), has played 1,976 total snaps ... Duke's most experienced offensive lineman ... joins OT Gabe Brandner and OG Tanner Stone as the three returning starters along an offensive front which helped Duke join Clemson and North Carolina as the only three schools to rank among the ACC's top five in both scoring offense and total offense and must replace two All-ACC honorees in OG Lucas Patrick and C Matt Skura ... one of three Duke offensive linemen with 1,000+ career snaps of experience, joining Brandner (1,120) and Stone (1,088) ... in the program's post-spring strength and conditioning evaluation, led the offensive line unit in bench press (405 lbs.), squat lift (515 lbs.) and broad jump (8'8") while combined three-lift (Bench press, squat & power clean) total of 1,223 pounds ranked third on the team behind DT Mike Ramsay (1,232 lbs.) and RB Joseph Ajeigbe (1,228 lbs.).



## 2015

Honorable mention All-ACC selection by the *Atlantic Coast Sports Media Association* ... started all 13 games at right tackle ... helped the Blue Devils finish third in the ACC in total offense, fifth in scoring offense, fifth rushing offense and fifth in passing offense as Duke joined Clemson and North Carolina as the only schools to rank among the top five in all four categories ... part of an offensive front that ranked second in the ACC and sixth nationally in fewest tackles for loss allowed per game (4.15) ... key member of an offense that matched the school single-season standard with eight games with 30+ points, equaling the record set in both 2012 and 2013 ... helped open holes for a rushing attack that averaged 192.92 yards per week – Duke's highest mark since 1977 – as the Blue Devils ranked tied for first in the ACC and 10th nationally with six rushes of 50+ yards with a league-best four players (QB Thomas Sirk [803], RB Shaquille Powell [542], RB Jela Duncan [460] & RB Shaun Wilson [424]) totaling 400+ ground yards ... contributed to the success of Sirk, who compiled the second highest single-season total offensive yardage total (3,428) in Duke history, trailing only Anthony Dilweg's 3,713 total yards in 1988 ... provided protection for QBs Sirk and Parker Boehme as the tandem threw for 3,204 yards with 18 TDs against 10 INTs ... aided an offense that ranked among the national leaders in total first downs (24th), fourth down conversion rate (25th), sacks allowed per game (27th), third down conversion rate (33rd) and total offensive yards per game (36th) ... in the 44-41 overtime win over Indiana in the New Era Pinstripe Bowl, helped Duke compile 536 yards of total offense (373 rushing & 163 passing) as the Blue Devils had three players (Sirk [155], Duncan [109] & Wilson [103]) rush for 100+ yards for just the second time in school history ... on the field for 1,074 snaps.

## 2014

Started all 13 games at right tackle ... credited with a touchdown after recovering a Duke offensive fumble in the end zone against Wake Forest ... member of Duke's offensive line which led the nation in fewest tackles for loss allowed per game (3.15) ... key component of an offensive front that ranked first in the ACC in sacks allowed per passing attempt (1:36.23) and second in the league in sacks allowed per game (1.00) ... part of a Blue Devil offensive unit that became the first in school history to average 180+ rushing yards and 210+ passing yards per game ... helped open holes for a Duke rushing attack which averaged 181.85 yards per contest, the program's highest mark since 1977 ... member of Duke's offense that ranked among the ACC leaders in fourth down conversions (16; 1st), fewest turnovers lost (15; 2nd), red zone offense (.875; 3rd), scoring offense (32.4; 4th), rushing offense (181.8; 5th) and first downs per game (22.0; 5th) ... helped the Blue Devils to top-50 national offensive rankings for sacks allowed per game (8th), fewest turnovers lost (16th), red zone offense (34th), scoring offense (40th), rushing offense (46th) and first downs (286; 46th) ... aided in the protection of QBs Anthony Boone and Thomas Sirk, who combined to complete 266-of-467 (.570) passes for 2,767 yards with 22 TDs against just eight INTs ... opened holes for Duke's ground attack that featured four backs with 375+ yards and 24 rushing TDs while Boone (5), Sirk (8) and Shaun Wilson (5) became just the fourth trio in Blue Devil history to post 5+ rushing TDs each in a season ... helped pave the way for Wilson to establish Duke's single-game record for rushing yards with 245 against Kansas and set the school single-season standard for average rushing yards per attempt at 7.67 ... on the field for 885 total snaps

## 2013

Played in two games, seeing action against Navy and N.C. State ... held out of action early in the season while recovering from surgery performed on August 15, 2013, to repair a broken right hand ... on the gridiron for 17 total snaps.

## 2012

Did not see game action.

## PRIOR TO DUKE

Three-year letterman at South Mecklenburg under coach James Martin ... helped South Mecklenburg to consecutive state playoff appearances in 2010 and 2011 ... first team all-state pick by the *Associated Press* in 2011 ... graded out at 87 percent for senior campaign while serving as team captain ... first team All-Mecklenburg choice by the *Charlotte Observer* following senior season ... two-time All-Southwestern Conference selection ... helped North Carolina to a 26-19 win over South Carolina in the 75th annual Shrine Bowl on December 17, 2011, in Spartanburg, S.C.

## PERSONAL

Son of Angie and Scott Blaser ... father played four seasons (1983-84-85-86) as an offensive lineman at Newberry College ... born January 5, 1994 ... majoring in sociology.



## 38 Zach Boden

RB • 5-10, 200 • R-SR.

ATLANTA, GA.

LOVETT SCHOOL

## 2016

Reserve running back ... earned scholarship for the 2016 season ... in 12 career games at Duke, has rushed nine times for 34 yards (3.78) and two TDs ... has played 132 career snaps at Duke.

## 2015

Played in 12 games, primarily on special teams ... missed the Georgia Tech week ... rushed nine times for 34 yards (3.78) and two TDs ... had five carries for 22 yards and one TD at Tulane ... rushed four times for 12 yards and one TD versus N.C. Central ... credited with five tackles on special teams ... on the field for 132 snaps.

## 2014

Did not see game action due to NCAA transfer regulations.

## PRIOR TO DUKE

Lettered one season as a running back at Harvard in 2011 after rushing 79 times for 484 yards (6.13) and six TDs and catching 15 passes for 145 yards (9.67) and one TD ... two-time Ivy League Rookie of the Week selection following games against Lafayette and Dartmouth ... rushed for a season-high 112 yards with two TDs in the win over the Big Green ... helped the Crimson to a 9-1 overall record and the Ivy League championship ... was not a member of the Harvard program in 2012 ... in 2013, saw action in one game against San Diego before suffering season-ending knee injury ... lettered one season as an outfielder for the Harvard baseball team in 2012 after batting .314 with six stolen bases ... four-year letterwinner on the gridiron at the Lovett School under coach Mike Muschamp ... a 2009 & 2010 *Associated Press* all-state selection ... a 2010 *Atlanta Journal-Constitution* all-state pick ... a three-time Northside Atlanta All-Metro ... two-time choice for the *Georgia High School Football Daily/Atlanta Journal-Constitution* all-region squad ... GHF/DIAJC Region 6AA Offensive Player of the Year ... three-year team captain and 2010 MVP ... graduated as the Lovett High School career leader for rushing yards (3,923), all-purpose yardage (5,345) and TDs (56) ... team had a 44-12 record in career with one state title game appearance, and two state semifinal appearances ... also lettered four years in baseball at Lovett, earning first team all-state honors as a senior.

## PERSONAL

Son of Bill and Margo Boden ... father played football at the University of Virginia ... born June 5, 1992 ... majoring in political science.

## STATISTICS

## 2015

Opponent	Rush	Yds	Lg	TD	Rec	Yds	Lg	TD
Tulane	5	22	10	1	0	0	0	0
N.C. Central	4	12	8	1	0	0	0	0
Northwestern	0	0	0	0	0	0	0	0
Georgia Tech	— DNP —							
Boston College	0	0	0	0	0	0	0	0
Army West Point	0	0	0	0	0	0	0	0
Virginia Tech	0	0	0	0	0	0	0	0
Miami	0	0	0	0	0	0	0	0
North Carolina	0	0	0	0	0	0	0	0
Pittsburgh	0	0	0	0	0	0	0	0
Virginia	0	0	0	0	0	0	0	0
Wake Forest	0	0	0	0	0	0	0	0
Indiana	0	0	0	0	0	0	0	0

Year	G/GS	Rush	Yards	Avg.	TD	Lg
2011 (Harvard)	10/0	79	484	6.13	6	43
2012 (Harvard)	— DNP —					
2013 (Harvard)	1/1	8	14	1.75	0	14
2014 (Duke)	— DNP —					
2015 (Duke)	12/0	9	34	3.78	2	10
Total	23/1	96	532	5.54	8	43



# 12

## Parker Boehme

QB • 6-2, 220 • R-JR.

JACKSONVILLE BEACH, FLA.

SANDALWOOD HIGH SCHOOL

### 2016

Charted as the No. 2 QB behind returning starter Thomas Sirk ... in spring practice, took the majority of the first team snaps as Sirk missed all of spring drills while recovering from a ruptured right Achilles tendon suffered on February 9, 2016 ... in 13 career games (1 start), has completed 44-of-80 (.550) passes for 584 yards with two TDs and one INT while rushing 48 times for 195 yards (4.06) and five TDs ... has played 190 career snaps ... has thrown for 150+ yards twice including a career-high 248 against Pittsburgh in 2016 ... owns six pass completions of 30+ yards including a personal-long 52-yard toss to Anthony Nash against Pittsburgh in 2015 ... has rushed for 25+ yards three times including a career-high 80 yards versus Pittsburgh in 2015 ... career-long rush of 77 yards came against Pittsburgh in 2015 ... enrolled at Duke in January, 2013.

### 2015

Played in 10 games with one start ... served as the No. 2 QB behind starter Thomas Sirk ... did not see action against Northwestern, Georgia Tech and Boston College ... started the Pittsburgh game in place of Sirk (injury) ... completed 43-of-78 (.551) pass attempts for 579 yards with two TDs and one INT ... rushed 45 times for 181 yards (4.02) and five TDs ... in the Pittsburgh contest, established career single-game highs for pass attempts (42), pass completions (23), passing yards (248), rushing attempts (11) and rushing yards (80) ... against Virginia, came off the bench to throw for 178 yards and one TD while rushing for 16 yards and another score ... performance versus the Cavaliers included three completions of 40+ yards to Anthony Nash (49 yards) and T.J. Rahming (47 & 40) ... season-long pass completion covered 52 yards to Nash against Pittsburgh ... recorded six completions of 30+ yards ... rushed for two TDs in the win at Army West Point ... other single-game rushing TDs came against N.C. Central and Pittsburgh ... season-long rush covered 77 yards versus Pittsburgh ... ranked second on the team in rushing TDs, trailing only Sirk (8) ... combined with Sirk to form the third QB duo in Duke history to record 5+ rushing TDs each in a single season ... on the field for 175 snaps.

### 2014

As the No. 3 quarterback behind Anthony Boone and Thomas Sirk, saw action in three games against Elon (12 snaps), Kansas (1) and Wake Forest (2) ... completed 1-of-2 (.500) passes for five yards and rushed three times for 14 yards (4.67), all in the win over Elon ... on the field for 15 total snaps.

### 2013

Did not see game action ... enrolled at Duke in January, 2013.

### PRIOR TO DUKE

Four-year letterman at Fletcher High School (2009) and Sandalwood High School (2010-11-12) under coach Adam Geis ... listed as the No. 23 dual-threat quarterback in the country by *247Sports.com* ... charted as the No. 40 pocket-passing quarterback in the nation by *ESPN.com* ... listed as the No. 62 overall quarterback in the country by *Scout.com* ... as a junior, accounted for 3,202 total yards (951 rushing & 2,251 passing) and 40 touchdowns en route to earning honorable mention all-state (8A) honors from the *Associated Press* ... also lettered in track & field, earning all-conference honors in the shot put.

### PERSONAL

Son of Nancy and Richard Boehme ... brother, John, was a member of the golf team at Charlotte ... high school football coach, Adam Geis, lettered four seasons (1994-95-96-97) as a wide receiver at Duke ... born October 5, 1994 ... majoring in evolutionary anthropology.

### STATISTICS

#### 2014

Opponent	C-A	Pct.	Yds	TD-INT	Lg	Rush	Yds	Lg	TD
Elon	1-2	.500	5	0-0	5	3	14	9	0
Troy	—	DNP	—	—	—	—	—	—	—
Kansas	0-0	.000	0	0-0	0	0	0	0	0
Tulane	—	DNP	—	—	—	—	—	—	—
Miami	—	DNP	—	—	—	—	—	—	—
Georgia Tech	—	DNP	—	—	—	—	—	—	—
Virginia	—	DNP	—	—	—	—	—	—	—
Pittsburgh	—	DNP	—	—	—	—	—	—	—
Syracuse	—	DNP	—	—	—	—	—	—	—
Virginia Tech	—	DNP	—	—	—	—	—	—	—
North Carolina	—	DNP	—	—	—	—	—	—	—
Wake Forest	0-0	.000	0	0-0	0	0	0	0	0
Arizona State	—	DNP	—	—	—	—	—	—	—

#### 2015


Opponent	C-A	Pct.	Yds	TD-INT	Lg	Rush	Yds	Lg	TD
Tulane	2-4	.500	35	0-0	27	4	10	7	0
N.C. Central	4-4	1.000	52	0-0	32	6	26	9	1
Northwestern	—	DNP	—	—	—	—	—	—	—
Georgia Tech	—	DNP	—	—	—	—	—	—	—
Boston College	—	DNP	—	—	—	—	—	—	—
Army West Point	3-3	1.000	46	0-0	20	7	27	6	2
Virginia Tech	0-1	.000	0	0-0	0	2	2	1	0
Miami	0-0	.000	0	0-0	0	1	0	0	0
North Carolina	2-3	.667	15	1-0	11	4	16	8	0
Pittsburgh <sup>1</sup>	23-42	.548	248	0-1	52	11	80	77	1
Virginia	8-19	.421	178	1-0	49	8	16	13	1
Wake Forest	1-1	1.000	5	0-0	5	2	4	3	0
Indiana	0-1	.000	0	0-0	0	0	0	0	0

Year	G/GS	Comp	Att	Pct.	Yards	TD	INT	Lg
2014	3/0	1	2	.500	5	0	0	5
2015	10/1	43	78	.551	579	2	1	52
Total	13/1	44	80	.550	584	2	1	52

Year	G/GS	Rush	Yards	Avg.	TD	Lg
2014	3/0	3	14	4.67	0	9
2015	10/1	45	181	4.02	5	77
Total	13/1	48	195	4.06	5	77

### SINGLE-GAME CAREER HIGHS

Category	Career-high, Opponent, Year
Pass attempts	42 vs. Pittsburgh, 2015
Pass completions	23 vs. Pittsburgh, 2015
Passing yards	248 vs. Pittsburgh, 2015
Passing TDs	1, twice; last vs. Virginia, 2015
Pass INTs	1 vs. Pittsburgh, 2015
Rush attempts	11 vs. Pittsburgh, 2015
Rushing yards	80 vs. Pittsburgh, 2015
Rushing TDs	2 vs. Army West Point, 2015
Longest rush	77 yards vs. Pittsburgh, 2015
Longest pass	52 yards to Anthony Nash vs. Pittsburgh, 2015



## 31 Breon Borders

CB • 6-0, 180 • SR.

STATESVILLE, N.C.

STATESVILLE HIGH SCHOOL

### 2016

Returning starting cornerback ... candidate for the Jim Thorpe Award, an honor given annually by the Jim Thorpe Association to the nation's top defensive back ... in 40 career games (26 starts), has 121 tackles, 4.5 TFL, 1.0 quarterback sack, 23 PBUs, 10 INTs and one fumble recovery ... has played 2,719 career snaps including 1,000+ in each of the past two seasons ... has recorded 2+ tackles in 28 games including a career-high seven stops against both Georgia Tech (2014) and Wake Forest (2015) ... has twice registered two INTs versus Florida State in the Dr Pepper ACC Championship Game in 2013 and at Syracuse in 2014 ... nine of 10 career INTs have come against ACC opponents ... among active players in the ACC, enters the 2016 season ranking first in INTs, first in total passes defended (33) and tied for first in PBUs ... among active players nationally, ranks tied for fourth in INTs along with Damontae Kazee of San Diego State, trailing Iowa's Desmond King (11), Air Force's Weston Steelhammer (11) and South Carolina's Skai Moore (11) and tied for second in total passes defended along with William Likely of Maryland, behind King (37) ... on Duke's career charts, ranks tied for seventh in INTs and 10th in PBUs ... aiming to join John Talley (2003-04-05-06) as the only players in Duke history to lead the team in INTs in four consecutive seasons (outright or tie) ... enters the 2016 season having started 26 consecutive games ... one of five Duke defensive backs with 25+ games played and 1,000+ total snaps of experience entering the 2016 season, joining CB DeVon Edwards, CB Bryon Fields, S Corbin McCarthy and S Deondre Singleton ... teams with Edwards (2,875) and Singleton (2,649) to provide the Blue Devils with three defensive backs with 2,500+ snaps of experience each ... holds Duke freshman record for INTs in a season (4 in 2013) ... shares Duke rookie record for INTs in a game (2 vs. Florida State, 2013).

### 2015

Started all 13 games ... earned the program's Iron Devil Award for playing the most snaps (1,118) ... posted 56 tackles, 4.0 TFL, 1.0 quarterback sack, three INTs and nine PBUs ... in the ACC, ranked eighth in total passes defended per game (0.92) and tied for eighth in INTs per game (0.23) ... led Duke in INTs for the third consecutive season to join Alex Green (2001-02-03) and John Talley (2003-04-05) as the only players in Duke history to pace the team (outright or tie) in INTs in freshman, sophomore and junior campaigns ... carded 2+ tackles in 12 games including a season-high seven at Wake Forest ... had six-tackle outings versus Tulane, Virginia Tech and North Carolina ... posted single-game INTs against Georgia Tech, Virginia and Wake Forest ... had 2+ PBUs in three games including a season-best three in the win over Georgia Tech ... first career sack came at Tulane ... in the New Era Pinstripe Bowl win over Indiana, logged three tackles, 1.0 TFL and one PBU ... on the field for 1,118 snaps.

### 2014

Started all 13 games ... totaled 39 tackles, 0.5 TFL, three INTs, six PBUs and one fumble recovery ... in the ACC, ranked 11th in INTs per game (0.23) and tied for 18th in total passes defended per game (0.69) ... led Duke in INTs for the second consecutive season to join Wyatt Smith (1988-89), Alex Green (2001-02) and John Talley (2003-04) as the only players in Duke history to pace the team (outright or tie) in INTs as both a freshman and sophomore ... posted 2+ tackles in eight games including a season-high seven stops at Georgia Tech ... carded two INTs at Syracuse ... other pick came against Virginia Tech ... had a season-high three PBUs versus Virginia ... lone fumble recovery came at Miami ... blocked a field goal attempt against Kansas ... helped Duke rank among the NCAA leaders in fourth down conversion defense (11th; .290), third down conversion defense (15th; .344), passing efficiency defense (23rd; 115.20) and scoring defense (24th; 21.8) ... on the field for 1,058 snaps.

### 2013

Played in all 14 games ... one of five true freshmen to earn a varsity letter ... registered 26 tackles, eight PBUs and four INTs ... ranked tied for 10th in the ACC and tied for 82nd nationally in INTs per game (0.29) ... set Duke freshman record for INTs ... with 12 total passes defended, matched the second-highest single-season total for Blue Devil rookies, trailing only Wyatt Smith's total of 16 in 1988 ... equaled school single-game record for INTs by a freshman with two against eventual Heisman Trophy recipient Jameis Winston of Florida State in the Dr Pepper ACC Championship Game ... other INTs came in wins over N.C. Central and Virginia ... posted a season-high four tackles against both Miami and Florida State ... had two PBUs versus both Virginia Tech and N.C. State ... on the field for 543 snaps.

### PRIOR TO DUKE

Three-year letterman at Statesville under coach Randall Gusler ... helped Statesville to a three-year record of 28-12 with three state playoff berths including a 13-2 ledger and state 3A semifinal appearance in 2012 ... as a senior, earned first team all-state (3A) honors from *CarolinaPreps.com* after posting 91 tackles, 14 pass breakups, seven interceptions, three caused fumbles and two fumble returns for TDs ... during junior campaign, registered 48 tackles, five interceptions and six pass breakups ... finished career with 15 interceptions and 25 pass breakups ... also lettered in basketball and track and field ... led Statesville to the 2013 3A state championship basketball game, and had 26 points and nine rebounds in a 73-70 overtime loss to Oxford Webb in Raleigh ... county basketball player of the year selection in 2013 by the *Statesville Record & Landmark* ... at the 2012 track and field 3A state championship meet, placed sixth in the 300-meter hurdles and fourth in the 4x200 relay ... state champion in the 300-meter hurdles in 2013 ... county track and field athlete of the year choice by the *Statesville Record & Landmark* in 2013 ... three-time all-conference and all-county selection in track and field.

### PERSONAL

Son of Chaketa Borders and Kaseem Miller ... born July 22, 1995 ... majoring in cultural anthropology.

### STATISTICS

#### 2013

Opponent	Solo	Ast	Total	TFL	QBS	INT	PBU	CF	FR	QBH
N.C. Central	0	0	0	0.0-0	0.0-0	1	1	0	0	0
Memphis	0	0	0	0.0-0	0.0-0	0	0	0	0	0
Georgia Tech	0	1	1	0.0-0	0.0-0	0	0	0	0	0
Pittsburgh	1	2	3	0.0-0	0.0-0	0	1	0	0	0
Troy	1	1	2	0.0-0	0.0-0	0	0	0	0	0
Navy	0	0	0	0.0-0	0.0-0	0	0	0	0	0
Virginia	1	1	2	0.0-0	0.0-0	1	1	0	0	0
Virginia Tech	0	3	3	0.0-0	0.0-0	0	2	0	0	0
N.C. State	1	1	2	0.0-0	0.0-0	0	2	0	0	0
Miami	2	2	4	0.0-0	0.0-0	0	1	0	0	0
Wake Forest	1	0	1	0.0-0	0.0-0	0	0	0	0	0
North Carolina	0	1	1	0.0-0	0.0-0	0	0	0	0	0
Florida State	4	0	4	0.0-0	0.0-0	2	0	0	0	0
Texas A&M	3	0	3	0.0-0	0.0-0	0	0	0	0	0

#### 2014

Opponent	Solo	Ast	Total	TFL	QBS	INT	PBU	CF	FR	QBH
Elon <sup>1</sup>	2	0	2	0.0-0	0.0-0	0	0	0	0	0
Troy <sup>2</sup>	3	1	4	0.0-0	0.0-0	0	0	0	0	0
Kansas <sup>3</sup>	0	0	0	0.0-0	0.0-0	0	1	0	0	0
Tulane <sup>4</sup>	3	1	4	0.5-1	0.0-0	0	0	0	0	0
Miami <sup>5</sup>	1	0	1	0.0-0	0.0-0	0	0	0	1	0
Georgia Tech <sup>6</sup>	7	0	7	0.0-0	0.0-0	0	0	0	0	0
Virginia <sup>7</sup>	3	0	3	0.0-0	0.0-0	0	3	0	0	0
Pittsburgh <sup>8</sup>	5	1	6	0.0-0	0.0-0	0	0	0	0	0
Syracuse <sup>9</sup>	0	0	0	0.0-0	0.0-0	2	0	0	0	0
Virginia Tech <sup>10</sup>	5	1	6	0.0-0	0.0-0	1	0	0	0	0
North Carolina <sup>11</sup>	2	2	4	0.0-0	0.0-0	0	0	0	0	0
Wake Forest <sup>12</sup>	1	0	1	0.0-0	0.0-0	0	1	0	0	0
Arizona State <sup>13</sup>	1	0	1	0.0-0	0.0-0	0	1	0	0	0


#### 2015

Opponent	Solo	Ast	Total	TFL	QBS	INT	PBU	CF	FR	QBH
Tulane <sup>14</sup>	5	1	6	1.5-5	1.0-2	0	0	0	0	0
N.C. Central <sup>15</sup>	3	2	5	0.0-0	0.0-0	0	0	0	0	0
Northwestern <sup>16</sup>	1	2	3	0.5-1	0.0-0	0	0	0	0	0
Georgia Tech <sup>17</sup>	3	1	4	0.0-0	0.0-0	1	3	0	0	0
Boston College <sup>18</sup>	0	0	0	0.0-0	0.0-0	0	0	0	0	0
Army West Point <sup>19</sup>	1	1	2	0.0-0	0.0-0	0	0	0	0	0
Virginia Tech <sup>20</sup>	6	0	6	1.0-12	0.0-0	0	0	0	0	0
Miami <sup>21</sup>	2	3	5	0.0-0	0.0-0	0	0	0	0	0
North Carolina <sup>22</sup>	3	3	6	0.0-0	0.0-0	0	2	0	0	0
Pittsburgh <sup>23</sup>	4	1	5	0.0-0	0.0-0	0	2	0	0	0
Virginia <sup>24</sup>	3	1	4	0.0-0	0.0-0	1	0	0	0	0
Wake Forest <sup>25</sup>	6	1	7	0.0-0	0.0-0	1	1	0	0	0
Indiana <sup>26</sup>	2	1	3	1.0-2	0.0-0	0	1	0	0	0

Year	G/GS	Solo	Ast	Total	TFL	QBS	INT	PBU	CF	FR	QBH
2013	14/0	14	12	26	0.0-0	0.0-0	4	8	0	0	0
2014	13/13	33	6	39	0.5-1	0.0-0	3	6	0	1	0
2015	13/13	39	17	56	4.0-20	1.0-2	3	9	0	0	0
Total	40/26	86	35	121	4.5-21	1.0-2	10	23	0	1	0

NOTE: Blocked FG vs. Kansas, 2014





## 55 Brandon Boyce

DT • 6-0, 255 • SO.

FORT LAUDERDALE, FLA.

ST. THOMAS AQUINAS SCHOOL

### 2016

Reserve defensive tackle ... in 13 games, has compiled 24 tackles, 4.0 TFL, 1.0 quarterback sack, one caused fumble and one QB pressure ... has played 327 career snaps ... has 2+ tackles in six games including a career-high five stops at Virginia in 2015 ... in the program's post-spring strength and conditioning evaluation, led the team with a squat lift of 515 pounds.

### 2015

Played in all 13 games ... finished with 24 tackles, 4.0 TFL, 1.0 quarterback sack, one caused fumble and one QB pressure ... had 2+ tackles in six games including a season-high five stops at Virginia ... added 1.0 TFL and one caused fumble against the Cavaliers ... first collegiate sack came at Tulane ... one of five Duke freshmen to earn varsity letter, joining Ben Humphreys, Jeremy McDuffie, Marquies Price and T.J. Rahming ... on the field for 327 snaps.

### PRIOR TO DUKE

Played for head coach Rocco Casullo during senior year at St. Thomas Aquinas ... played for head coach Roger Harriott for three years at University School ... ranked by *Rivals.com* as the No. 43 defensive tackle in the country and charted by *ESPN.com* at No. 61 among defensive tackle prospects ... two-time first team all-state selection (4A in 2013; 7A in 2014) ... a second team 3A all-state selection as a sophomore ... during final campaign, helped St. Thomas Aquinas to a Florida High School Athletic Association (FHSAA) 7A state championship with a 31-0 victory against Osceola ... tallied nine tackles, including 4.5 TFL, and a fumble recovery in the title tilt ... squad finished the year with a 14-1 overall record ... team stood No. 12 in the final *MaxPreps* Xcellent25 national poll ... part of a defense that held opponents to 34 total points over the last 12 games (2.83 points per contest) ... during junior year, tallied 87 tackles with 22.5 TFL, 10.5 sacks and four caused fumbles ... selected to the *FloridaHSFootball.com* Class 4A All-State Elite Team following junior campaign ... in 2013, went 10-3 and claimed the 4A District 7 championship with a 4-0 mark ... as a sophomore, booked 68 tackles with 16.5 TFL ... added 5.0 sacks and three caused fumbles during sophomore campaign, when University School went 13-0 and claimed the FHSAA 3A state championship with a 24-17 victory against Madison County ... during freshman year, played in six games as the Suns finished 12-1 and advanced to the second round of the FHSAA 3A playoffs.

### PERSONAL

Son of Rosemarie Marquez and Darnell Boyce ... born March 1, 1997.

### STATISTICS

#### 2015

Opponent	Solo	Ast	Total	TFL	QBS	INT	PBU	CF	FR	QBH
Tulane	1	0	1	1.0-8	1.0-8	0	0	0	0	0
N.C. Central	1	3	4	0.5-3	0.0-0	0	0	0	0	0
Northwestern	0	1	1	0.0-0	0.0-0	0	0	0	0	0
Georgia Tech	1	1	2	0.0-0	0.0-0	0	0	0	0	0
Boston College	1	0	1	0.0-0	0.0-0	0	0	0	0	0
Army	1	1	2	1.0-7	0.0-0	0	0	0	0	0
Virginia Tech	0	1	1	0.0-0	0.0-0	0	0	0	0	1
Miami	2	1	3	0.5-1	0.0-0	0	0	0	0	0
North Carolina	0	1	1	0.0-0	0.0-0	0	0	0	0	0
Pittsburgh	0	1	1	0.0-0	0.0-0	0	0	0	0	0
Virginia	3	2	5	1.0-2	0.0-0	0	0	1	0	0
Wake Forest	1	1	2	0.0-0	0.0-0	0	0	0	0	0
Indiana	0	0	0	0.0-0	0.0-0	0	0	0	0	0

Year	G/GS	Solo	Ast	Total	TFL	QBS	INT	PBU	CF	FR	QBH
2015	13/0	11	13	24	4.0-21	1.0-8	0	0	1	0	1
Total	13/0	11	13	24	4.0-21	1.0-8	0	0	1	0	1



## 11 Scott Bracey

WR • 6-2, 200 • FR.

RICHMOND, VA.

BENEDICTINE SCHOOL

### PRIOR TO DUKE

Four-year letterman at Benedictine under coach Greg Lilly ... consensus four-star prospect by *ESPN.com*, *Rivals.com*, *247Sports.com* and *Scout.com* ... member of the *Rivals.com* 100 (No. 67) and *Scout.com* 300 (No. 116) ... charted by *Rivals.com* as the No. 13 wide receiver in the nation ... tabbed as the No. 17 wide receiver in the nation by *Scout.com* ... ranked by *ESPN.com* as the No. 55 wide receiver in the country and the No. 6 prospect in the state of Virginia ... helped Benedictine to consecutive Virginia Independent Schools Athletic Association (VISAA) Division I state titles as a junior and senior ... received VISAA Division I First Team All-State accolades as a sophomore (WR), junior (ATH) and senior (QB) while being an honorable mention pick (WR) as a freshman ... as a senior, named to the *USA TODAY* High School Sports American Family Insurance ALL-USA Virginia Second Team ... tabbed the VISAA and *Richmond Times-Dispatch* Offensive Player of the Year following senior campaign ... during senior season, helped Benedictine to a 10-2 mark and second straight state title by rushing 114 times for 1,112 yards and nine TDs, throwing for 1,353 yards and 20 TDs with three INTs, punting for an average of 38 yards per kick, and catching 14 passes for 189 yards ... after senior campaign, tabbed a *Richmond Times-Dispatch* All-Metro First Team selection as a utility player and a *VirginiaPreps.com* Private Schools First Team selection as an athlete ... following junior year, named the *Richmond Times-Dispatch* All-Metro Player of the Year after accumulating more than 1,800 yards (609 rushing, 1,044 passing & 220 receiving) ... threw nine TD passes, rushed for eight scores and caught two TD passes ... helped the Cadets finish the year 11-2 ... team downed Bishop Ireton, 23-7, in the title tilt as Benedictine broke a 7-7 fourth quarter tie with 16 points ... as a sophomore, recorded 51 catches for 886 yards and seven TDs ... named to the *Richmond Times-Dispatch* All-Metro First Team and the *MaxPreps* Sophomore All-America squad ... team finished 6-5 and made a second consecutive trip to the playoffs ... during freshman year, tallied 32 receptions for 591 yards and seven TDs while running for another score ... helped Cadets to a 7-4 mark as team advanced to the VISAA semifinals ... also lettered in track and field.

### PERSONAL

Son of Jean and Rob Bracey ... older brother, Quin, played football at Norfolk State ... cousin, Kendall James, is a member of the Detroit Lions after lettering four years (2010-11-12-13) at the University of Maine ... cousin, Kaprice James, is a member of the track and field program at Rutgers ... born September 30, 1998.



## 76 Gabe Brandner

OT • 6-6, 285 • R-JR.

BLYTHEWOOD, S.C.

HEATHWOOD HALL EPISCOPAL SCHOOL

### 2016

Returning starting left offensive tackle ... preseason fourth team All-ACC selection by *Phil Steele's College Football Preview* ... in 18 career games (13 starts), has played 1,120 snaps ... joins OT Casey Blaser and OG Tanner Stone as the three returning starters along an offensive front which helped Duke join Clemson and North Carolina as the only three schools to rank among the ACC's top five in both scoring offense and total offense and must replace two All-ACC honorees in OG Lucas Patrick and C Matt Skura ... one of three Duke offensive linemen with 1,000+ career snaps of experience, joining Blaser (1,976) and Stone (1,088) ... in the program's post-spring strength and conditioning evaluation, led the offensive line unit with a vertical jump of 28.0 inches.

### 2015

First team CoSIDA Academic All-District III selection ... Academic All-ACC pick ... started all 13 games at left tackle ... helped the Blue Devils finish third in the ACC in total offense, fifth in scoring offense, fifth rushing offense and fifth in passing offense as Duke joined Clemson and North Carolina as the only schools to rank among the top five in all four categories ... part of an offensive front that ranked second in the ACC and sixth nationally in fewest tackles for loss allowed per game (4.15) ... key member of an offense that matched the school single-season standard with eight games with 30+ points, equaling the record set in both 2012 and 2013 ... helped open holes for a rushing attack that averaged 192.92 yards per week – Duke's highest mark since 1977 – as the Blue Devils ranked tied for first in the ACC and 10th nationally with six rushes of 50+ yards with a league-best four players (QB Thomas Sirk [803], RB Shaquille Powell [542], RB Jela Duncan [460] & RB Shaun Wilson [424]) totaling 400+ ground yards ... contributed to the success of Sirk, who compiled the second highest single-season total offensive yardage total (3,428) in Duke history, trailing only Anthony Dilweg's 3,713 total yards in 1988 ... provided protection for QBs Sirk and Parker Boehme as the tandem threw for 3,204 yards with 18 TDs against 10 INTs ... aided an offense that ranked among the national leaders in total first downs (24th), fourth down conversion rate (25th), sacks allowed per game (27th), third down conversion rate (33rd) and total offensive yards per game (36th) ... in the 44-41 overtime win over Indiana in the New Era Pinstripe Bowl, helped Duke compile 536 yards of total offense (373 rushing & 163 passing) as the Blue Devils had three players (Sirk [155], Duncan [109] & Wilson [103]) rush for 100+ yards for just the second time in school history ... on the field for 1,062 snaps.

### 2014

Played in five games ... saw action versus Elon, Kansas, Tulane, Syracuse and North Carolina ... on the field for 58 total snaps.

### 2013

Did not see game action.

### PRIOR TO DUKE

Three-year letterman at Heathwood Hall under coach Jon Wheeler ... helped Heathwood Hall to consecutive state playoff berths in 2011-12 ... charted as the No. 78 offensive tackle in the nation by *247Sports.com* ... earned first team South Carolina Independent School Association AAA all-state honors from the *High School Sports Report* following senior campaign ... all-area selection in 2012 by *The State* ... as a senior, graded out at 92 percent on offense while recording 68 tackles and 12 tackles for loss defensively ... earned South Carolina MVP honors at the eighth annual Oasis Shrine Bowl on November 24, 2012, in Mooresville, N.C. ... finalist for the National Football Foundation's National High School Scholar-Athlete Award ... also lettered in baseball, basketball and track and field.

### PERSONAL

Son of Antara and Thomas Brandner ... mother played tennis at the University of West Virginia ... father lettered two seasons (1974-75) as an offensive tackle under Hall of Fame head coach Bobby Bowden at the University of West Virginia, helping the Mountaineers to a two-year ledger of 13-10 including a 13-10 win over N.C. State in the 1975 Peach Bowl ... born February 15, 1995 ... high school teammate of current Duke linebacker Brandon Hill ... majoring in evolutionary anthropology.



## 64 Jake Brodner

C • 6-2, 245 • SR.

GLEN ELLYN, ILL.

GLENBARD WEST HIGH SCHOOL

### 2016

Walk-on reserve center ... in two career games, has played four snaps ... earned the program's Blue Devil Heart Award following spring practice.

### 2015

Played in two games ... saw action in wins over Tulane and Army West Point.

### 2014

Did not see game action.

### 2013

Did not see game action.

### PRIOR TO DUKE

Two-year letterman at Glenbard West under coach Chad Hetlet ... helped Glenbard West to a two-year record of 24-1 with an undefeated, 14-0 campaign in 2012 that included the state championship ... earned all-conference honors as a senior ... also lettered in basketball.

### PERSONAL

Son of Lesli and John Brodner ... born August 18, 1995 ... majoring in mechanical engineering while earning a certificate in markets and management.



## 22 Brittain Brown

RB • 6-1, 195 • FR.

CANTON, GA.

CHEROKEE HIGH SCHOOL

### PRIOR TO DUKE

Three-year letterman at Cherokee High School under head coach Josh Shaw ... four-star prospect by *ESPN.com* and three-star prospect by *Rivals.com*, *Scout.com* and *247Sports.com* ... ranked as the No. 18 running back in the country by *ESPN.com* ... ranked by *Scout.com* as the No. 5 prospect in Georgia and the No. 53 running back nationally ... charted by *247Sports.com* as the No. 30 running back in the country ... after senior year, earned a place on the *Georgia Sports Writers Association* (GSWA) Class AAAAAA All-State First Team ... tabbed the 2015 Region 5-AAAAAA Offensive Player of the Year and was a first team all-region pick as an athlete ... received *Ledger-News* All-County Football Offensive Player of the Year accolades as a senior ... named to the Metro Atlanta All-Star Team following final season ... as a senior, posted 1,777 rushing yards and 18 TDs on 213 carries with 24 receptions for 284 yards and two scores ... defensively, booked 48 tackles at safety during final campaign ... in season-opening game in 2015, rushed for 263 yards and three TDs on 16 carries ... added 225 ground yards and one TD on 27 carries against Roswell ... carded 274 rushing yards and three TDs on 24 carries against Milton ... as a junior, earned GSWA Class AAAAAA Second Team accolades as an athlete to go along with All-Region 5-AAAAAA First Team, All-County, Cherokee Gridiron Club Athlete of the Year and team offensive player of the year recognition ... helped Cherokee finish 7-4 with a Georgia High School Association AAAAAA playoff berth ... selected to take part in the 2014 Rivals250 Underclassmen Challenge in Jacksonville, Fla. ... as a sophomore, rushed 107 times for 607 yards and eight TDs while catching 22 passes for 216 yards and another score ... also lettered in track and field.

### PERSONAL

Son of Davida and Keith Brown ... brother, Blace, is a member of the Troy football program ... born October 10, 1997.



## 54 Bronson Bruneau

LS • 6-5, 230 • JR.

LAKEVILLE, MINN.

LAKEVILLE NORTH HIGH SCHOOL

### 2016

Walk-on reserve long snapper ... from June 30-July 24, 2016, participated in the Rubenstein-Bing Student-Athlete Civic Engagement Program, a collaborative service initiative between Duke and Stanford, and spent three weeks in Vietnam teaching academics, sports and life skills to middle school children in a summer camp setting.

### 2015

Did not see game action.

### 2014


Did not see game action.

### PRIOR TO DUKE

Two-year letterman at Lakeview North under coach Brian Vossen ... helped squad to two-year ledger of 19-5 with two state playoff berths ... all-conference honoree as a senior selected as one of 36 finalists for the National Football Foundation High School National Scholar-Athlete Award winner ... also lettered in basketball.

### PERSONAL

Son of Kelly and Phil Bruneau ... father played football at Montana State ... sister, Marlow, played volleyball at Virginia ... born July 27, 1996 ... majoring in mechanical engineering while earning a certificate in innovation and entrepreneurship.



## 67 Clark Bulleit

OG • 6-3, 275 • SO.

TAMPA, FLA.

JESUIT HIGH SCHOOL

### 2016

Walk-on reserve offensive guard.

### 2015

Did not see game action.

### PRIOR TO DUKE

Three-year letterman at Jesuit School under coaches Anthony Harrell and Matt Thompson ... helped team to two state playoff berths ... all-area, all-county and all-state pick as a senior after Jesuit posted a 10-4 ledger ... served as team captain as a senior and was invited to play in the Tampa East-West all-star game ... finalist for the National Football Foundation's National High School Scholar-Athlete Award.

### PERSONAL

Son of Edwin and Kelly Bulleit ... born November 19, 1996.



## 24 Xavier Carmichael

LB • 6-0, 220 • JR.

EIGHT MILE, ALA.

ST. PAUL'S EPISCOPAL HIGH SCHOOL

### 2016

Charted as the second string middle linebacker behind Ben Humphreys ... in 26 career games (5 starts), has compiled 52 tackles, 2.5 TFL, 1.0 quarterback sack, three INTs, two PBUs, one caused fumble and one QB pressure ... has played 717 career snaps ... has five games with 5+ tackles including a career-high seven stops against Northwestern in 2015.

### 2015

Academic All-ACC selection ... recipient of the Mike Suglia Award, an honor presented annually to the sophomore member of the Duke football program who best exemplifies the academic and athletic qualities of the late Mike Suglia ... played in all 13 games with five starts ... earned starting assignments against Tulane, N.C. Central, Northwestern, Miami and Virginia ... totaled 32 tackles, 2.5 TFL, 1.0 quarterback sack, one INT, two PBUs, one caused fumble and one QB pressure ... carded 2+ tackles in nine games including a season-high seven stops against Northwestern ... had five tackles and one INT at Tulane ... first career sack came in the win at Virginia Tech ... logged five tackles on special teams ... on the field for 440 snaps.

### 2014

Played in all 13 games ... posted 20 tackles and two INTs ... logged a season-best six stops in the win at Troy ... had five tackles against both Kansas and Tulane ... INTs came in victories over Tulane and Georgia Tech with both picks coming in the red zone ... one of five true freshmen to earn a varsity letter, joining Davis Koppenhaver, Zach Muñoz, Alonzo Saxton II and Shaun Wilson ... on the field for 277 snaps.

### PRIOR TO DUKE

Four-year letterman at St. Paul's under Steve Mask ... charted as the No. 30 outside linebacker in the country by *ESPN.com* ... helped team to four-year record of 42-10 with four state playoff appearances ... as a senior, posted 103 tackles with two sacks and two fumble recoveries ... logged 76 tackles, four interceptions and four fumble recoveries in junior season ... finished career with 283 tackles, eight sacks, nine fumble recoveries and four interceptions ... also lettered in track and field ... one of five finalists for the Watkins Award, an honor presented annually to the top African-American high school student-athlete in the country.

### PERSONAL

Son of Robbin and Sidney Carmichael ... born October 24, 1995 ... majoring in psychology.



## STATISTICS

## 2014

Opponent	Solo	Ast	Total	TFL	QBS	INT	PBU	CF	FR	QBH
Elon	1	1	2	0.0-0	0.0-0	0	0	0	0	0
Troy	4	2	6	0.0-0	0.0-0	0	0	0	0	0
Kansas	3	2	5	0.0-0	0.0-0	0	0	0	0	0
Tulane	0	5	5	0.0-0	0.0-0	1	0	0	0	0
Miami	0	1	1	0.0-0	0.0-0	0	0	0	0	0
Georgia Tech	0	0	0	0.0-0	0.0-0	1	0	0	0	0
Virginia	0	0	0	0.0-0	0.0-0	0	0	0	0	0
Pittsburgh	0	0	0	0.0-0	0.0-0	0	0	0	0	0
Syracuse	0	0	0	0.0-0	0.0-0	0	0	0	0	0
Virginia Tech	0	0	0	0.0-0	0.0-0	0	0	0	0	0
North Carolina	0	0	0	0.0-0	0.0-0	0	0	0	0	0
Wake Forest	0	1	1	0.0-0	0.0-0	0	0	0	0	0
Arizona State	0	0	0	0.0-0	0.0-0	0	0	0	0	0

## 2015

Opponent	Solo	Ast	Total	TFL	QBS	INT	PBU	CF	FR	QBH
Tulane <sup>1</sup>	4	1	5	0.0-0	0.0-0	1	0	0	0	0
N.C. Central <sup>2</sup>	2	2	4	1.0-1	0.0-0	0	0	0	0	1
Northwestern <sup>3</sup>	3	4	7	0.0-0	0.0-0	0	1	0	0	0
Georgia Tech	1	1	2	0.0-0	0.0-0	0	0	0	0	0
Boston College	0	1	1	0.0-0	0.0-0	0	1	0	0	0
Army West Point	0	0	0	0.0-0	0.0-0	0	0	0	0	0
Virginia Tech	1	0	1	1.0-17	1.0-17	0	0	0	0	0
Miami <sup>4</sup>	1	1	2	0.0-0	0.0-0	0	0	0	0	0
North Carolina	1	2	3	0.0-0	0.0-0	0	0	0	0	0
Pittsburgh	1	2	3	0.0-0	0.0-0	0	0	0	0	0
Virginia <sup>5</sup>	0	2	2	0.5-1	0.0-0	0	0	0	0	0
Wake Forest	2	0	2	0.0-0	0.0-0	0	0	1	0	0
Indiana	0	0	0	0.0-0	0.0-0	0	0	0	0	0

Year	G/GS	Solo	Ast	Total	TFL	QBS	INT	PBU	CF	FR	QBH
2014	13/0	8	12	20	0.0-0	0.0-0	2	0	0	0	0
2015	13/5	16	16	32	2.5-19	1.0-17	1	2	1	0	1
Total	26/5	24	28	52	2.5-19	1.0-17	3	2	1	0	1



## 45 Griffin Carter

RB • 5-11, 180 • SO.

SAN MARINO, CALIF.

POLYTECHNIC HIGH SCHOOL

## 2016

Walk-on reserve running back.

## 2015


Did not see game action.

## PRIOR TO DUKE

Three-year letterman at Polytechnic School under coach Chris Schmdre ... helped squad to three-year record of 26-7 with a pair of state playoff berths ... three-time all-league pick ... as a senior, rushed for 1,502 yards and 24 TDs while catching 26 passes for 582 yards and five TDs ... finished prep career with 3,617 rushing yards and 61 total TDs ... also lettered in baseball and basketball.

## PERSONAL

Son of Douglas and Kristen Carter ... great grandfather, Jess Hill, lettered in baseball, football and track and field at the University of Southern California and later served as the Trojans' head football coach (1951-56) and Athletic Director (1957-72) ... born October 8, 1996.



## 37 Phillip Carter

S • 6-1, 195 • R-JR.

EL DORADO HILLS, CALIF.

FOLSOM HIGH SCHOOL

## 2016

Projected starter at the Rover safety position ... in 21 career games (2 starts), has 18 tackles, 2.0 TFL, one INT and one PBU ... has played 436 career snaps ... has 2+ tackles in four games including a career-high six stops versus both Wake Forest and Indiana in 2015.

## 2015

Played in all 13 games with two starts ... earned starting assignments against Wake Forest and Indiana ... posted 16 tackles, 2.0 TFL, one INT and one PBU ... had 4+ tackles in three games including a season-high six stops versus both Wake Forest and Indiana ... in the win over Demon Deacons, added 1.0 TFL and one PBU ... in the New Era Pinstripe Bowl victory over Indiana, added 1.0 TFL and first career INT ... had four tackles at North Carolina ... on the field for 397 snaps.

## 2014

Played in eight games ... saw action against Elon, Kansas, Tulane, Miami, Georgia Tech, Virginia, Pittsburgh and Syracuse ... recorded two tackles, both in the victory over Tulane ... on the field for 39 total snaps.

## 2013

Did not see game action.

## PRIOR TO DUKE

Two-year letterman at Folsom under coaches Troy Taylor and Kris Richardson ... helped Folsom to a two-year ledger of 25-4 with two state playoff berths including the 2012 Delta River League and Sac-Joaquin Section championships ... charted as the No. 72 safety in the nation by *ESPN.com* ... as a senior, served as team captain and totaled 91 tackles, two interceptions, 10 pass breakups and two fumble recoveries while catching 40 passes for 662 yards and 12 touchdowns ... established California high school single-game record with 317 receiving yards on 10 receptions (5 TDs covering 20, 37, 60, 66 & 78 yards) against Roseville Woodcreek on August 24, 2012 ... first team all-metro and all-league pick following senior season ... as a junior, posted 54 tackles, four pass breakups and two caused fumbles while adding 24 receptions for 292 yards and five touchdowns.

## PERSONAL

Son of Lentice and Phillip Carter ... cousin, Darnell Jackson, lettered four seasons (2005-06-07-08) in basketball at the University of Kansas, helped the Jayhawks to the 2008 NCAA championship and was selected in the second round of the 2008 NBA Draft by the Miami Heat and also played with the Cleveland Cavaliers, Milwaukee Bucks and Sacramento Kings ... cousin, Adam Jennings, lettered four seasons (2002-03-04-05) in football at Fresno State University, helped the Bulldogs to 35 wins and four bowl game appearances, was selected in the sixth round of the 2006 NFL Draft by the Atlanta Falcons and also played with the Detroit Lions and New York Giants ... born August 30, 1995 ... majoring in environmental sciences while minoring in evolutionary anthropology.

## STATISTICS

2014	Opponent	Solo	Ast	Total	TFL	QBS	INT	PBU	CF	FR	QBH
Elon		0	0	0	0.0-0	0.0-0	0	0	0	0	0
Troy		—	DNP	—							
Kansas		0	0	0	0.0-0	0.0-0	0	0	0	0	0
Tulane		0	2	2	0.0-0	0.0-0	0	0	0	0	0
Miami		0	0	0	0.0-0	0.0-0	0	0	0	0	0
Georgia Tech		0	0	0	0.0-0	0.0-0	0	0	0	0	0
Virginia		0	0	0	0.0-0	0.0-0	0	0	0	0	0
Pittsburgh		0	0	0	0.0-0	0.0-0	0	0	0	0	0
Syracuse		0	0	0	0.0-0	0.0-0	0	0	0	0	0
Virginia Tech		—	DNP	—							
North Carolina		—	DNP	—							
Wake Forest		—	DNP	—							
Arizona State		—	DNP	—							

## 2015

Opponent	Solo	Ast	Total	TFL	QBS	INT	PBU	CF	FR	QBH
Tulane	0	0	0	0.0-0	0.0-0	0	0	0	0	0
N.C. Central	0	0	0	0.0-0	0.0-0	0	0	0	0	0
Northwestern	0	0	0	0.0-0	0.0-0	0	0	0	0	0
Georgia Tech	0	0	0	0.0-0	0.0-0	0	0	0	0	0
Boston College	0	0	0	0.0-0	0.0-0	0	0	0	0	0
Army	0	0	0	0.0-0	0.0-0	0	0	0	0	0
Virginia Tech	0	0	0	0.0-0	0.0-0	0	0	0	0	0
Miami	0	0	0	0.0-0	0.0-0	0	0	0	0	0
North Carolina	3	1	4	0.0-0	0.0-0	0	0	0	0	0
Pittsburgh	0	0	0	0.0-0	0.0-0	0	0	0	0	0
Virginia	0	0	0	0.0-0	0.0-0	0	0	0	0	0
Wake Forest <sup>1</sup>	6	0	6	1.0-2	0.0-0	0	1	0	0	0
Indiana <sup>2</sup>	5	1	6	1.0-2	0.0-0	1	0	0	0	0

Year	G/GS	Solo	Ast	Total	TFL	QBS	INT	PBU	CF	FR	QBH
2014	8/0	0	2	2	0.0-0	0.0-0	0	0	0	0	0
2015	13/2	14	2	16	2.0-4	0.0-0	1	1	0	0	0
Total	21/2	14	4	18	2.0-4	0.0-0	1	1	0	0	0



## 92 Edgar Cerenord

DT • 6-1, 300 • R-SO.

MIAMI, FLA.

AMERICAN HERITAGE HIGH SCHOOL

## 2016

Enters the fall in competition for a starting slot at defensive tackle alongside Mike Ramsay ... in 13 career games, has seven tackles including a personal-high two stops versus N.C. Central in 2015 ... has played 216 career snaps.

## 2015

Played in all 13 games ... carded seven tackles ... had a season-high two stops against N.C. Central ... on the field for 216 snaps.

## 2014

Did not see game action.

## PRIOR TO DUKE

Four-year letterman at American Heritage Plantation under Mike Rumph ... charted as the No. 39 defensive tackle in the country by *247Sports.com* ... listed as the No. 49 defensive tackle in the nation by *ESPN.com* ... helped team to four-year record of 40-10 with four state playoff berths ... led squad to a 15-1 record and the Florida 5A state championship in senior season ... first team (5A) all-state pick by the *Associated Press* as a senior after posting 74 tackles, 12.0 TFL, 5.0 sacks and one INT ... three-time all-county choice ... finished career with 268 tackles and 14 sacks ... also lettered in track and field and wrestling.


## PERSONAL

Son of Gary Cerenord ... October 11, 1995 ... majoring in sociology while pursuing a certificate in markets and management.

## STATISTICS

2015	Opponent	Solo	Ast	Total	TFL	QBS	INT	PBU	CF	FR	QBH
Tulane		1	0	1	0.0-0	0.0-0	0	0	0	0	0
N.C. Central		0	2	2	0.0-0	0.0-0	0	0	0	0	0
Northwestern		0	1	1	0.0-0	0.0-0	0	0	0	0	0
Georgia Tech		0	1	1	0.0-0	0.0-0	0	0	0	0	0
Boston College		0	0	0	0.0-0	0.0-0	0	0	0	0	0
Army West Point		0	1	1	0.0-0	0.0-0	0	0	0	0	0
Virginia Tech		0	0	0	0.0-0	0.0-0	0	0	0	0	0
Miami		0	0	0	0.0-0	0.0-0	0	0	0	0	0
North Carolina		0	0	0	0.0-0	0.0-0	0	0	0	0	0
Pittsburgh		0	0	0	0.0-0	0.0-0	0	0	0	0	0
Virginia		0	0	0	0.0-0	0.0-0	0	0	0	0	0
Wake Forest		0	0	0	0.0-0	0.0-0	0	0	0	0	0
Indiana		1	0	1	0.0-0	0.0-0	0	0	0	0	0

Year	G/GS	Solo	Ast	Total	TFL	QBS	INT	PBU	CF	FR	QBH
2015	13/0	2	5	7	0.0-0	0.0-0	0	0	0	0	0
Total	13/0	2	5	7	0.0-0	0.0-0	0	0	0	0	0



## 19 Quay Chambers

WR • 6-3, 220 • R-JR.

MONROE, N.C.

MONROE HIGH SCHOOL

## 2016

Reserve wide receiver ... has played in 14 career games ... made transition from quarterback to wideout during spring drills prior to the 2014 campaign ... served as the primary scout team QB during the 2013 season ... in the program's post-spring strength and conditioning evaluation, led the wide receivers unit with a power clean lift of 286 pounds ... has played 101 career snaps.

## 2015

Played in 10 games ... missed games against Boston College, Virginia Tech and Miami ... on the field for 78 snaps.

## 2014

Played in four games ... saw action against Elon, Tulane, Virginia Tech and Wake Forest ... on the field for 23 snaps.

## 2013

Did not see game action.

## PRIOR TO DUKE

Two-year letterman at Monroe under coach Johnny Sowell ... helped Monroe to a two-year record of 21-9 with two state playoff berths and two (2011-12) Rocky River Conference championships ... listed as the No. 39 dual-threat quarterback in the country by *247Sports.com* and the No. 40 dual-threat quarterback in the nation by *ESPN.com* ... first team all-state (1A) pick as a senior by both *NCPreps.com* and *CarolinaPreps.com* ... two-time all-conference pick ... Rocky River Conference Offensive Player of the Year choice in 2011 ... as a senior, completed 93-of-155 (.600) passes for 1,520 yards and 19 TDs while rushing 143 times for 1,105 yards and seven TDs as Monroe went 11-4 and reached the state (I-AA) semifinals ... in junior campaign, completed 104-of-213 (.488) passes for 1,776 yards and 22 TDs while rushing 147 times for 1,221 yards and 16 TDs ... also lettered in basketball and track and field ... helped Monroe to state class 1A championship in basketball and was a member of Monroe's state championship 4x400 relay unit in 2012.

## PERSONAL

Son of Natasha Melton and Tony Chambers ... born March 13, 1995 ... majoring in sociology with a minor in African/African American Studies.





## 50 Austin Davis

C • 6-4, 290 • R-JR.

MANSFIELD, TEXAS

MANSFIELD HIGH SCHOOL

### 2016

Scheduled to compete for the starting center job with Zach Harmon as Duke replaces Matt Skura, a captain of the 2015 squad who graduated after earning All-ACC and All-America honors and signed a free agent contract with the NFL's Baltimore Ravens in May, 2016 ... in 13 career games, has played 127 total snaps ... earned co-Most Improved Offensive Player honors along with WR Keyston Fuller following spring practice.

### 2015

Played in six games ... saw action against Tulane, N.C. Central, Boston College, Army West Point, North Carolina and Virginia ... on the field for 66 snaps.

### 2014

Played in seven games ... saw action versus Elon, Kansas, Tulane, Miami, Syracuse, North Carolina and Wake Forest ... on the field for 61 total snaps.

### 2013

Did not see game action.

### PRIOR TO DUKE

Three-year letterman at Mansfield High School under coach Jeff Hulme ... consensus top-25 center nationally ... listed as the No. 6 center by *ESPN.com*, No. 14 center by *247Sports.com*, the No. 16 center by *Rivals.com* and the No. 23 center by *Scout.com* ... helped Mansfield to a three-year record of 26-10 with three state playoff appearances ... as a senior, served as team captain and was a finalist for the Touchdown Club of Fort Worth's offensive player of the year honor ... three-time first team all-district pick.

### PERSONAL

Son of Larry and Tracy Davis ... born February 25, 1995 ... majoring in political science.



## 36 Elijah Deveaux

RB • 6-0, 225 • FR.

WAXHAW, N.C.

CHARLOTTE CHRISTIAN HIGH SCHOOL

### PRIOR TO DUKE

Four-year letterman at Charlotte Christian High School under head coach Jason Estep ... three-star prospect by *ESPN.com*, *Rivals.com*, *Scout.com* and *247Sports.com* ... rated by *247Sports.com* as the No. 54 athlete in the nation and by *Scout.com* as the No. 74 running back nationally ... helped Charlotte Christian to three straight North Carolina Independent School Athletic Association (NCISAA) 3A state championships (2012-13-14) ... following senior year, named to the NCISAA All-State First Team ... finished final campaign with 123 carries for 715 yards and 10 TDs ... ended junior season with 1,879 rushing yards on 233 carries ... a *Charlotte Observer* All-Area Second Team and CISAA First Team honoree following junior season as squad went 11-1 ... as a sophomore, rushed 215 times for 1,850 yards and 24 TDs ... in the state championship game, a 48-10 win against Charlotte Latin, recorded 308 ground yards and four TDs ... performance was a school record and the among the top 25 rushing performances in Mecklenburg County history ... during freshman season, rushed 71 times for 340 yards and four TDs ... also lettered in track and field and baseball.

### PERSONAL

Son of Songhai and Glenn Deveaux ... father was a four-year letterwinner (1988-89-90-91) as a running back at Pittsburgh ... uncle, Everett Deveaux, was a running back at Florida State (1977-78-79-80) ... born October 10, 1997.



## 56 Danny Doyle

DE • 6-1, 215 • R-SO.

BRADENTON, FLA.

MANATEE HIGH SCHOOL

### 2016

Charted as a starting defensive end ... earned scholarship in May, 2016 after joining the program as a walk-on ... in two career games, has played two snaps ... in the program's post-spring strength and conditioning evaluation, led the defensive line unit in the broad jump (9'7").

### 2015

Did not see game action.

### 2014

Played in two games ... saw action against Kansas and Tulane ... on the field for two total snaps.

### PRIOR TO DUKE

Two-year letterman at Manatee under coach Joe Kinnan ... had 13 sacks and earned all-area honors as a senior.

### PERSONAL

Son of Dan and Tianne Doyle ... born October 28, 1995 ... majoring in evolutionary anthropology.



## 61 Colin Duffy

LS • 6-0, 200 • JR.

NEWPORT BEACH, CALIF.

NEWPORT BEACH HIGH SCHOOL

### 2016

Walk-on reserve long snapper.

### 2015

Did not see game action.

### 2014

Did not see game action.

### PRIOR TO DUKE

Two-year letterman at Newport Beach under coach Jeff Brinkley ... earned All-Sunset League honors as a senior ... also lettered in sailing.

### PERSONAL

Son of Linda and Tom Duffy ... born September 16, 1996 ... double majoring in economics and computer science.



## 25 Jela Duncan

RB • 5-10, 215 • R-SR.

CHARLOTTE, N.C.

MALLARD CREEK HIGH SCHOOL

### 2016

Charted as Duke's starting running back ... candidate for the Doak Walker Award, an honor presented annually to the top running back in the nation by the PwC SMU Athletic Forum ... charted as the No. 25 draft eligible RB in the nation by *Phil Steele's College Football Preview* ... in 36 career games, has rushed 289 times for 1,575 yards (5.45) and 11 TDs, caught 43 passes for 301 yards (7.00) and returned nine kickoffs for 147 yards (16.33) ... has compiled 2,023 career all-purpose yards ... has lost two fumbles in 338 career touches ... has played 1,039 career snaps ... among active ACC players, begins 2016 ranking sixth in pass receptions by a RB, seventh in rushing attempts, seventh in rushing yards, seventh in rushing yards per attempt, seventh in receiving yards by a RB and tied for 13th in rushing TDs ... one of five active RBs in the ACC with 1,500+ rushing yards and 300+ receiving yards, joining Florida State's Dalvin Cook, N.C. State's Matt Dayes, Clemson's Wayne Gallman and Miami's Joe Yearby ... enters the 2016 season as Duke's active leader in rushing yardage and teams with QB Thomas Sirk (1,041) and RB Shaun Wilson (1,022) to give the Blue Devils the only active trio in the ACC with 1,000+ career ground yards each ... the Blue Devil trio enters the 2016 campaign with a combined 661 rushing attempts for 3,638 yards (5.50) and 35 TDs ... pairs with Wilson to give Duke one of the ACC's five active RB tandems with 1,000+ career rushing yards each, joining Boston College (Myles Willis [1,064] & Jon Hilliman [1,058], Clemson (Wayne Gallman [2,296] & Deshaun Watson [1,305]), North Carolina (Elijah Hood [1,722] & T.J. Logan [1,515]) and Pittsburgh (James Conner [2,641] & Qadree Ollison [1,121]) ... sits 425 rushing yards shy of becoming just the sixth player in Duke history to reach the 2,000-yard standard on the ground ... aiming to become the third player in Duke history to record 3+ rushing TDs in four seasons, joining Tom Davis (1941-42-43-44) and George Clark (1944-45-46-47) ... on Duke's career charts, stands fourth in rushing yards per attempt and 17th in rushing yards ... has two career games with 100+ rushing yards versus North Carolina (2015; 115) and Indiana (2015; 109) ... has 12 career games with 50+ rushing yards ... has 11 career games with 2+ pass receptions including a personal-high five catches against Cincinnati in the Belk Bowl in 2012 ... in the program's post-spring strength and conditioning evaluation, led the RB group in bench press (410 lbs.).

### 2015

Played in 10 games ... missed the first three weeks while recovering from a pectoral muscle injury ... *ESPN* All-Bowl Team selection ... rushed 67 times for 460 yards (6.87) and four TDs while catching 11 passes for 89 yards (8.09) ... ranked third on the team in both rushing yardage and rushing TDs ... topped the 100-yard barrier twice against North Carolina (13-115) and Indiana (13-109) ... surpassed the 1,500-yard plateau for his career during the New Era Pinstripe Bowl win over Indiana ... became one of eight players in Duke history to register a 100-yard rushing performance in a bowl game ... against the Hoosiers, teamed with Thomas Sirk (155) and Shaun Wilson (103) to become the second trio in school history to post 100+ rushing yards each in a single game, joining Mike Grayson (188), Joel Blunk (110) and Greg Boone (101) versus Wake Forest in 1981 ... helped Duke compile a school bowl game record 373 rushing yards ... rushed for 78 yards and two TDs in the win at Army West Point ... added single-game TDs against Miami and North Carolina ... logged season-highs of four pass receptions and 35 receiving yards at Virginia ... joined Eric Tipton (1936-37-38), Jay Calabrese (1965-66-67) and Steve Jones (1970-71-72) as the only players in Duke history to post 400+ yards and 3+ rushing TDs in each of his first three seasons ... became the eighth player in Duke history to rush for 1,500+ yards in first three seasons, joining Eric Tipton (1936-37-38), Steve Jones (1970-71-72), Tony Benjamin (1973-74-75), Mike Dunn (1975-76-77), Mike Grayson (1980-81-82), Randy Cuthbert (1988-89-90) and Chris Douglas (2000-01-02) ... on the field for 257 snaps.

### 2014

Did not see game action.

### 2013

Played in 13 games ... missed the Chick-fil-A Bowl versus Texas A&M ... rushed 113 times for 562 yards (4.97) and three TDs while catching 13 passes for 123 yards (9.46) and one TD ... finished second on the team in rushing yardage ... gained a season-high 98 yards on 16 rushing attempts in the win over Miami ... also eclipsed the 1,000-yard barrier for career rushing yardage against the Hurricanes ... other top rushing days came against N.C. Central (11-76) and Georgia Tech (16-89) ... had 40+ rushing yards in five games ... scored

single-game TDs on the ground versus N.C. Central, Georgia Tech and Navy ... caught a season-best three passes at Wake Forest ... long reception of the season covered 29 yards at North Carolina ... the catch versus the Tar Heels came on Duke's game-winning drive in the fourth quarter which ended with a 23-yard field goal by Ross Martin as the Blue Devils won in Chapel Hill for the first time since 2003 and clinched the ACC Coastal Division championship with the 27-25 triumph ... lone receiving TD of the year covered nine yards against Troy ... on the field for 392 snaps.

### 2012

Honorable mention Freshman All-America selection by *College Football News* ... received the Bob Pascal Award as Duke's most outstanding offensive back after pacing the squad in rushing yardage ... played in all 13 games ... rushed 109 times for 553 yards (5.07) with four TDs while catching 19 passes for 89 yards (4.68) ... returned nine kickoffs for 147 yards (16.33) ... totaled 789 all-purpose yards ... lost one fumble in 137 total touches ... led Duke in rushing yards to become the ninth freshman in school history to accomplish the feat, joining George Clark (1944), Tony Benjamin (1973), Stanley Broadie (1977), Latavious Wilks (1996), B.J. Hill (1998), Chris Douglas (2000), Jay Hollingsworth (2008) and Desmond Scott (2009) ... yards per carry average marked Duke's single-season best since Randy Cuthbert in 1989 (5.47; minimum 100 attempts) ... on Duke's single-season charts for rookies, totals ranked third for yards per rushing attempt, fifth for rushing TDs, sixth for rushing yardage, sixth for rushing attempts and eighth for all-purpose yardage ... only George Clark (5.93 in 1944) and Tom Davis (5.27 in 1941) registered higher yards per carry averages as freshmen at Duke ... rushing TD total marked the highest by a Duke true freshman RB since Mike Grayson (3) in 1980 ... among ACC rookie running backs, ranked third in rushing yards, tied for third in rushing TDs and fourth in pass receptions ... rushed for 50+ yards in five games including a season-high 88 on nine attempts against Memphis ... rushing yardage effort against the Tigers matched the 19th-highest single-game total by a Duke freshman and included a season-long gain of 58 yards ... ACC Rookie of the Week selection after rushing a season-high 22 times for 74 yards and one TD while catching three passes for 12 yards in the 33-30 victory over North Carolina ... rushing attempt total against the Tar Heels matched the ninth-highest single-game total by a freshman in school history ... had 64 yards on six rushing attempts with a long carry of 37 yards versus Miami ... also paced the Blue Devils in rushes of 20+ yards with three ... led Duke in rushing yards versus Stanford, N.C. Central, Memphis, Wake Forest, Virginia Tech, Florida State, Georgia Tech and Miami ... rushing TDs came against Wake Forest, Virginia, North Carolina and Florida State ... against the Demon Deacons, galloped 17 yards for a TD with 2:50 left in the fourth period to give Duke a 34-20 advantage ... recorded 2+ pass receptions in six games ... logged season-highs of five pass receptions and 27 receiving yards in the Belk Bowl against Cincinnati ... ranked sixth on the team in pass receptions ... had season-bests of three kickoff returns and 51 kickoff return yards at Virginia Tech ... season long kickoff return of 20 yards came against both Stanford and Virginia Tech ... registered a season-best 102 all-purpose yards in the Memphis contest ... joined with fellow Duke RBs Josh Snead and Juwan Thompson to combine for 1,403 yards on 283 rushing attempts ... on the field for 390 total plays.

### PRIOR TO DUKE

Three-year letterman at Mallard Creek under coach Mike Palmieri ... helped Mallard Creek to a three-year record of 36-4 with three I-Meck 4A conference championships and a pair of undefeated regular season campaigns in 2010 and 2011 ... in 2011, led Mallard Creek to a 13-1 ledger including the league title and berth in the state 4-AA state semifinals ... national consensus top-40 running back with rankings of No. 23 (*Rivals.com*), No. 37 (*Scout.com*) and No. 40 (*ESPN.com*) ... charted as the No. 3 running back and No. 12 overall prospect in North Carolina by *Rivals.com* ... as a senior, rushed 220 times for 2,307 yards and 30 TDs while catching 27 passes for 465 yards and five TDs ... rushing yardage marked the fourth-highest single-season total in Mecklenburg County history while the TD total was the 12th-best ... first team all-state pick as a senior by *ESPN.com* and *NCPreps.com* ... 2011 All-Observer Offensive Player of the Year selection by the *Charlotte Observer* ... named the 2011 I-Meck 4A Conference Offensive Player of the Year ... rushed for 217 yards in a 28-10 win over Butler on August 8, 2011 ... gained 192 yards on the ground with four TDs in a 55-0 win over Lake Norman on September 23, 2011 ... had five total TDs during a 63-0 victory over North Mecklenburg on October 7, 2011 ... on October 28, 2011, totaled 185 yards and scored five TDs as Mallard Creek clinched its third straight conference championship with its 30th consecutive regular season win in a 51-14 win over Hough ... on November 11, 2011, rushed 15 times for 203 yards and scored six total TDs in a 51-9 playoff win over Ardrey Kell ... in a 42-10 playoff win over Myers Park on November 18, 2011, rushed for 191 yards and two TDs ... as a junior, rushed for 1,375 yards with 17 total TDs despite missing three games due to injury ... in a 55-7 win over Lake Norman on October 1, 2010, rushed six times for 232 yards, averaging 38.7 yards per attempt ... led Mallard Creek in receiving as a sophomore ... three-time all-conference choice ... rushed seven times for 112 yards including a 76-yard TD to help North Carolina to a 26-19 win over South Carolina in the 75th annual Shrine Bowl on December 17, 2011, in Spartanburg, S.C.

### PERSONAL

Son of Clarence Duncan and Yolanda Richards ... born August 22, 1993 ... majoring in sociology ... also pursuing a certificate in markets and management.

## STATISTICS

2012									
Opponent	Rush	Yds	Lg	TD	Rec	Yds	Lg	TD	
FIU	3	6	9	0	1	-1	0	0	
Stanford	2	9	9	0	0	0	0	0	
N.C. Central	6	50	20	0	0	0	0	0	
Memphis	9	88	58	0	1	14	14	0	
Wake Forest	11	56	17	1	3	23	8	0	
Virginia	10	41	13	1	0	0	0	0	
Virginia Tech	5	15	8	0	2	8	7	0	
North Carolina	22	74	12	1	3	12	0	0	
Florida State	13	46	9	1	0	0	0	0	
Clemson	6	28	12	0	2	-2	3	0	
Georgia Tech	6	39	8	0	0	0	0	0	
Miami	6	64	37	0	2	8	4	0	
Cincinnati	10	37	12	0	5	27	11	0	

## 2012

Opponent	KOR	Yds	Lg	TD	PR	Yds	Lg	TD	
FIU	0	0	0	0	0	0	0	0	
Stanford	2	38	20	0	0	0	0	0	
N.C. Central	1	14	14	0	0	0	0	0	
Memphis	0	0	0	0	0	0	0	0	
Wake Forest	0	0	0	0	0	0	0	0	
Virginia	0	0	0	0	0	0	0	0	
Virginia Tech	3	51	20	0	0	0	0	0	
North Carolina	2	32	19	0	0	0	0	0	
Florida State	0	0	0	0	0	0	0	0	
Clemson	0	0	0	0	0	0	0	0	
Georgia Tech	1	12	12	0	0	0	0	0	
Miami	0	0	0	0	0	0	0	0	
Cincinnati	0	0	0	0	0	0	0	0	

## 2013

Opponent	Rush	Yds	Lg	TD	Rec	Yds	Lg	TD	
N.C. Central	11	76	16	1	0	0	0	0	
Memphis	7	31	13	0	1	7	7	0	
Georgia Tech	16	89	16	1	0	0	0	0	
Pittsburgh	5	24	17	0	2	17	10	0	
Troy	8	27	5	0	1	9	9	1	
Navy	9	45	16	1	0	0	0	0	
Virginia	8	42	9	0	1	10	10	0	
Virginia Tech	7	38	19	0	0	0	0	0	
N.C. State	4	15	7	0	2	9	9	0	
Miami	16	98	20	0	1	8	8	0	
Wake Forest	8	36	9	0	3	26	17	0	
North Carolina	9	25	13	0	1	29	29	0	
Florida State	5	16	6	0	1	8	8	0	
Texas A&M	— DNP —								

2014 — Did not play

## 2015

Opponent	Rush	Yds	Lg	TD	Rec	Yds	Lg	TD	
Tulane	— DNP —								
N.C. Central	— DNP —								
Northwestern	— DNP —								
Georgia Tech	4	23	14	0	1	5	5	0	
Boston College	4	13	12	0	1	18	18	0	
Army West Point	8	78	43	2	1	2	2	0	
Virginia Tech	1	-7	0	0	0	0	0	0	
Miami	7	51	24	1	0	0	0	0	
North Carolina	13	115	52	1	0	0	0	0	
Pittsburgh	4	10	4	0	1	8	8	0	
Virginia	4	28	15	0	4	35	13	0	
Wake Forest	9	40	13	0	2	17	15	0	
Indiana	13	109	32	0	1	4	4	0	

Year	G/GS	Rush	Yards	Avg.	TD	Lg
2012	13/0	109	553	5.07	4	58
2013	13/0	113	562	4.97	3	20
2014	— DNP —					
2015	10/0	67	460	6.87	4	52
Total	36/0	289	1,575	5.45	11	58

Year	G/GS	Rec	Yards	Avg.	TD	Lg
2012	13/0	19	89	4.68	0	14
2013	13/0	13	123	9.46	1	29
2014	— DNP —					
2015	10/0	11	89	8.09	0	18
Total	36/0	43	301	7.00	1	29

Year	G/GS	KOR	Yards	Avg.	TD	Lg
2012	13/0	9	147	16.33	0	20
2013	13/0	0	0	—	0	0
2014	— DNP —					
2015	10/0	0	0	—	0	0
Total	36/0	9	147	16.33	0	20

## SINGLE-GAME CAREER HIGHS

Category	Career-high, Opponent, Year
Rush attempts	22 vs. North Carolina, 2012
Rushing yards	115 vs. North Carolina, 2015
Rushing TDs	2 vs. Army West Point, 2015
Pass receptions	5 vs. Cincinnati, 2012
Pass receiving yards	35 vs. Virginia, 2015
Kickoff returns	3 vs. Virginia Tech, 2012
Kickoff return yards	51 vs. Virginia Tech, 2012
All-purpose yards	115 (115 RUSH, 0 REC, 0 KOR, 0 PR) vs. North Carolina, 2015
Longest rush	58 yards vs. Memphis, 2012
Longest reception	29 yards from Anthony Boone vs. North Carolina, 2013





## 27 DeVon Edwards

CB • 5-9, 180 • R-SR.

COVINGTON, GA.

ALCOVY HIGH SCHOOL

### 2016

Expected to start at cornerback after transitioning from safety during spring drills ... returning All-ACC defensive back, All-America return specialist and Academic All-America student-athlete ... preseason All-America pick as a return specialist by *Athlon Sports* (4th team) and *Phil Steele's College Football Preview* (2nd team) ... charted as the No. 7 all-purpose back in the nation by *Lindy's Sports* ... preseason All-ACC selection by *Athlon Sports* as both return specialist (1st team) and defensive back (3rd) ... preseason All-ACC selection by *ESPN Sports* as a return specialist (1st team) ... preseason All-ACC selection by *Lindy's Sports* as both return specialist (2nd team) and defensive back (2nd) ... preseason All-ACC selection by *Phil Steele's College Football Preview* as both return specialist (1st team) and defensive back (4th) ... one of two active players who earned both All-America and Academic All-America honors last season, joining Stanford's Christian McCaffrey ... four-time ACC weekly honoree following games against N.C. State (Rookie; 2013), Pittsburgh (Specialist; 2014), Georgia Tech (Specialist; 2015) and Virginia (Specialist; 2015) ... three-time Academic All-ACC selection (2013-14-15) ... candidate for the Chuck Bednarik Award, an honor presented annually by the Maxwell Football Club to the nation's top defensive player ... candidate for the Paul Hornung Award, an honor given annually by the Louisville Sports Commission to the most versatile player in college football ... candidate for the Jim Thorpe Award, an honor given annually by the Jim Thorpe Association to the nation's top defensive back ... candidate for the Allstate AFCA Good Works Team for community service ... candidate for the National Football Foundation Scholar-Athlete Award and Campbell Trophy ... candidate for the Wuerffel Trophy, an honor presented annually by the All Sports Association of Fort Walton Beach, Fla., to the college football player who best combines exemplary community service with athletic and academic achievement ... in 40 games (33 starts), has 298 tackles, 10.0 TFL, 5.5 quarterback sacks, five INTs, five caused fumbles, 21 PBUs and six QB pressures while returning 72 kickoffs for 2,019 yards (28.04) and six TDs ... has scored 48 career points on eight TDs (two INT returns & six KO returns) ... has played 2,875 career snaps ... shares ACC and NCAA record for longest kickoff return (100 yards vs. N.C. State, 2013 & vs. Georgia Tech, 2015) ... shares Duke single-game record for INT returns for TDs (2 vs. N.C. State, 2013) ... one of two players in NCAA history to score TDs via INT return on consecutive snaps from scrimmage (25 & 45 yards against N.C. State in 2013), joining former Duke CB Leon Wright (Army, 2009) ... holds Duke single-season records for kickoff return average (30.21 in 2013) and kickoff returns for TDs (3 in 2015) ... holds Duke career record for kickoff returns for TDs ... shares Duke single-season record for INT returns for TDs (2 in 2013) ... among active players nationally, ranks first in kickoff returns for TDs, second in kickoff return yards, third in kickoff return average and sixth in kickoff returns ... also ranks fifth among active players nationally in total tackles behind Rutgers' Steve Longa (342), Kent State's Nate Holley (315), New Mexico's Dakota Cox (312) and San Jose State's Christian Tago (311) ... among active players in the ACC, ranks first in tackles, first in kickoff returns, first in kickoff return yards, first in kickoff returns for TDs, second in kickoff return average, third in PBUs, third in total passes defended and tied for fourth in INTs ... pairs with S Deondre Singleton (212 tackles) to give Duke the ACC's top active tandem with 510 combined stops ... one of five Duke defensive backs with 25+ games played and 1,000+ total snaps of experience entering the 2016 season, joining CB Breon Borders, CB Bryon Fields, S Corbin McCarthy and Singleton ... one of seven active players nationally with 100+ tackles in each of the past two seasons, joining Dominique Alexander of Oklahoma, Quin Blanding of Virginia, Nate Holley of Kent State, Steve Longa of Rutgers, Jalen Reeves-Maybin of Tennessee and Jordan Sterns of Oklahoma State ... pairs with Singleton to give Duke the lone pair of active players nationally with 60+ tackles each in each of the past three seasons ... one of three active players in the ACC and 18 players nationally with 60+ tackles in each of the past three seasons ... has reached double figures in the tackle column 12 times including a career-high 15 stops versus both North Carolina (2014) and Virginia (2015) ... six career kickoff returns for TDs have come against N.C. State (100 yards; 2013), North Carolina (99; 2013), Pittsburgh (99; 2014), Tulane (95; 2015), Georgia Tech (100; 2015) and Virginia (94; 2015) ... on Duke's career charts, ranks first in kickoff return average, first in kickoff returns for TDs, second in kickoff return yards, tied for third in INT returns for TDs, fifth in kickoff returns, 12th in PBUs and 19th in tackles ... sits two tackles shy of becoming the 19th player in Duke history to post 300+ tackles ... sits one kickoff return TD short of the ACC and NCAA record of seven held by C.J. Spiller of Clemson (2006-09) ... in the program's post-spring strength and conditioning evaluation, led the team in the vertical jump (39.0"), ranked second in the broad jump (10'5") and paced the DB unit in power clean lift (308 lbs.).

### 2015

Honorable mention All-America pick as a return specialist by *Sports Illustrated* ... All-ACC choice by the *Atlantic Coast Sports Media Association* as both a return specialist (3rd team) and safety (Honorable mention) ... All-ACC selection by the league's head coaches as both a return specialist (2nd team) and safety (Honorable mention) ... second team CoSIDA Academic All-America choice ... first team CoSIDA One Academic All-District III honoree ... Academic All-ACC selection ... two-time ACC Specialist of the Week pick following games against Georgia Tech and Virginia ... recipient of the program's the Willis Aldridge Award as the team's top defensive back ... one of five players nationally to earn both All-America and Academic All-America honors, joining teammate Ross Martin, Baylor's Spencer Drango, Oklahoma's Ty Darlington and Stanford's Christian McCaffrey ... started all 13 games (weeks 1-11 at S; week 12 & bowl game at CB) ... carded 101 tackles, 2.0 TFL, 1.0 quarterback sack, one INT, six PBUs and four QB pressures ... returned 24 kickoffs for 700 yards (29.17) and three TDs ... set school single-season record for kickoff returns for TDs while posting the second-highest single-season mark for kickoff return average ... in the ACC, ranked first in kickoff return average, first in kickoff returns for TDs and 11th in tackles per game (7.77) ... nationally, ranked tied for second in kickoff returns for TDs, fifth in kickoff return average and tied for 98th in tackles per game ... hit double digits in the tackle column three times against Virginia Tech (15), North Carolina (12) and Northwestern (11) ... logged nine stops versus Boston College, Miami and Pittsburgh ... lone INT of the year came against Northwestern ... posted single-game TFLs versus Tulane and Miami ... had two PBUs in wins over Wake Forest and Indiana ... carded three kickoff returns for TDs against Tulane (95 yards), Georgia Tech (100) and Virginia (94) ... teamed with LB Wayne Norman (114) and S Jeremy Cash (101) to form the ACC's only trio with 100+ tackles each ... on the field for 1,084 snaps.

### 2014

Honorable mention All-America pick as a return specialist by *Sports Illustrated* ... All-ACC choice by the *Atlantic Coast Sports Media Association* as both a return specialist (1st team) and safety (Honorable mention) ... Academic All-ACC selection ... Capital One Academic All-District III honoree ... ACC Specialist of the Week following Duke's win over Pittsburgh ... recipient of the program's K.D. Kennedy Iron Devil Award for playing the most snaps (1,068) ... started all 13 games ... posted 133 tackles, 7.5 tackles for loss, 4.5 quarterback sacks, one INT, nine PBUs, five caused fumbles and two QB pressures ... returned 29 kickoffs for 745 yards (25.69) and one TD ... in the ACC, ranked second in tackles, second in caused fumbles per game (0.38), third in tackles per game (10.23), fourth in kickoff return average, 14th in passes defended per game (0.77) and 20th in sacks per game (0.35) ... nationally, ranked seventh in caused fumbles per game, 18th in tackles per game and 20th in kickoff return average ... on Duke's single-season charts, totals ranked tied for second for caused fumbles, seventh for kickoff return yards, seventh for kickoff return average, tied for ninth for kickoff returns and tied for 18th in total tackles ... reached double figures in the tackle column seven times including a season-high 15 stops versus North Carolina ... other double digit tackle totals came against Troy (14), Arizona State (14), Wake Forest (13), Virginia Tech (12), Virginia (10) and Pittsburgh (10) ... in the Hyundai Sun Bowl against Arizona State, had a game-high 14 tackles with one sack and one caused fumble ... also against the Sun Devils, set Hyundai Sun Bowl record for kickoff return yards (135) while matching the event standard for kickoff returns (5) ... matched the second-highest single-game total for caused fumbles in school history with a pair in the road win at Troy ... lone INT of the year came against Kansas ... returned four kickoffs for a season-high 160 yards and one TD in the win at Pittsburgh ... kickoff return for a TD covered 99 yards to match the sixth-longest kickoff return in Duke history ... return average of 40.00 against the Panthers established the seventh-highest single-game mark in school history ... on the field for 1,068 snaps.

### 2013

All-America selection as a kick return specialist by the *Walter Camp Foundation* (2nd team), *Athlon Sports* (3rd team), *Phil Steele* (3rd team) and *Sports Illustrated* (HM) ... Freshman All-America choice as a kick return specialist by *Sporting News* (1st team), *Phil Steele* (1st team) and *Athlon Sports* (2nd team) ... third team All-ACC pick by the *Atlantic Coast Sports Media Association* as a return specialist ... Academic All-ACC selection ... finished second in the balloting for ACC Defensive Rookie of the Year by the *Atlantic Coast Sports Media Association* ... finished tied for third in the balloting for ACC Defensive Rookie of the Year by the league's head coaches ... played in all 14 games with seven starts ... started the final seven games of the season ... recorded 64 tackles, 0.5 tackle for loss, three INTs and six PBUs ... returned 19 kickoffs for 574 yards (30.21) and two TDs ... returned two INTs for TDs ... earned Nagurski National Player of the Week, Walter Camp National Defensive Player of the Week and ACC Rookie of the Week following 10-tackle, 2-INT, 1-PBU performance versus N.C. State that included three TDs on a 100-yard KOR, 25-yard INT return and 45-yard INT return ... against the Wolfpack, became the second player in NCAA history, joining former Duke CB Leon Wright (vs. Army, 2009), to score TDs via INT return on consecutive snaps from scrimmage and became the first player in the Football Bowl Subdivision to score three non-offensive TDs since September 20, 2003, when Oklahoma's Antonio Perkins returned three punts for scores against UCLA in Norman ... in the ACC, ranked second in kickoff return average and 19th in passes defended per game (0.64) ... nationally, ranked third in kickoff return average ... one of four players nationally with multiple kickoff returns for TDs of 99+ yards ... reached double figures in the tackle column twice against N.C. State and

Virginia Tech (12) ... in Duke's 27-25 win over North Carolina that clinched the ACC Coastal Division championship, carded eight tackles, returned a kickoff 99 yards for a TD and sealed the victory with an INT with just 13 seconds remaining in the fourth period ... set school single-season record for kickoff return average (minimum 18 returns) ... matched school single-season record for KO returns for TDs, equaling the standard set by Randy Jones in 1990 ... matched school single-season record for INT returns for TDs, equaling the standard set by Gordon Carver (1945), Ernie Jackson (1971), Wyatt Smith (1989), John Talley (2004) and Leon Wright (2009) ... tied for the team lead with 10 tackles on special teams ... played 723 snaps.

## 2012

Did not see game action.

## 2015 DUKE TRACK & FIELD

Member of Duke's track and field program in the spring of 2015 ... at the Duke Invitational on April 11, placed second in the 100-meters (10.61) while posting the fourth-fastest time in school history ... on April 24, ran the second leg of the 4x100 relay team at the Penn Relays as Duke finished 19th with a time of 41.63.

## 2014 DUKE TRACK & FIELD

Member of Duke's track and field program in the spring of 2014 ... in first collegiate meet on April 5, the VertKlasse Meeting in High Point, N.C., posted a 100-meter time of 10.73 ... combined with football teammates Issac Blakeney, Ryan Smith and Josh Snead to comprise Duke's 4x100 relay team and posted a time of 41.32, then the second-fastest mark in Duke history ... at the ACC Championship meet on April 18 in Chapel Hill, N.C., teamed with Blakeney, Smith and Marcus Wright to place sixth in the 4x100 relay with a time of 41.15, marking the second-fastest time in Duke history ... teamed with Blakeney, Wright and Robert Rohner on Duke's 4x200 relay team to place third in the College Men's IC4A Championship at the Penn Relays on April 26, running time of 1:25.28.

## PRIOR TO DUKE

Four-year letterman at Alcovy under coach Kirk Hoffman ... helped Alcovy to a division championship as a senior and two playoff berths in 2009 and 2011 ... as a senior, carded 49 tackles, nine PBUs and one INT while gaining 1,978 all-purpose yards with 20 total TDs en route to garnering Region 3-AAAA Offensive Player of the Year honors ... second team all-state pick by the *Georgia Sportswriters Association* as a return specialist after averaging 41 yards per kickoff return and returning four kickoffs for TDs in 2011 ... set school single-season records for all-purpose yards, total TDs and kickoff returns for TDs ... also lettered in basketball, earning all-region honors.

## PERSONAL

Son of James and Valarie Edwards ... born December 7, 1992 ... graduated from Duke in May, 2016 with a degree in psychology and a certificate in markets and management ... currently pursuing a master's degree in liberal studies.

## STATISTICS

### 2013

Opponent	Solo	Ast	Total	TFL	QBS	INT	PBU	CF	FR	QBH
N.C. Central	0	2	2	0.5-2	0.0-0	0	0	0	0	0
Memphis	0	0	0	0.0-0	0.0-0	0	0	0	0	0
Georgia Tech	0	0	0	0.0-0	0.0-0	0	0	0	0	0
Pittsburgh	1	1	2	0.0-0	0.0-0	0	0	0	0	0
Troy	0	0	0	0.0-0	0.0-0	0	0	0	0	0
Navy	1	1	2	0.0-0	0.0-0	0	0	0	0	0
Virginia	2	1	3	0.0-0	0.0-0	0	0	0	0	0
Virginia Tech <sup>1</sup>	5	7	12	0.0-0	0.0-0	0	0	0	0	0
N.C. State <sup>2</sup>	6	4	10	0.0-0	0.0-0	2	1	0	0	0
Miami <sup>3</sup>	4	4	8	0.0-0	0.0-0	0	3	0	0	0
Wake Forest <sup>4</sup>	1	2	3	0.0-0	0.0-0	0	0	0	0	0
North Carolina <sup>5</sup>	6	2	8	0.0-0	0.0-0	1	1	0	0	0
Florida State <sup>6</sup>	4	1	5	0.0-0	0.0-0	0	1	0	0	0
Texas A&M <sup>7</sup>	7	2	9	0.0-0	0.0-0	0	0	0	0	0

Opponent	KOR	Yds	Lg	TD	PR	Yds	Lg	TD
N.C. Central	0	0	0	0	0	0	0	0
Memphis	0	0	0	0	0	0	0	0
Georgia Tech	0	0	0	0	0	0	0	0
Pittsburgh	0	0	0	0	0	0	0	0
Troy	1	30	18	0	0	0	0	0
Navy	2	60	36	0	0	0	0	0
Virginia	1	40	40	0	0	0	0	0
Virginia Tech <sup>1</sup>	3	49	20	0	0	0	0	0
N.C. State <sup>2</sup>	3	148	100	1	0	0	0	0
Miami <sup>3</sup>	2	45	24	0	0	0	0	0
Wake Forest <sup>4</sup>	2	46	27	0	0	0	0	0
North Carolina <sup>5</sup>	3	138	99	1	0	0	0	0
Florida State <sup>6</sup>	1	3	3	0	0	0	0	0
Texas A&M <sup>7</sup>	1	15	15	0	0	0	0	0

### 2014

Opponent	Solo	Ast	Total	TFL	QBS	INT	PBU	CF	FR	QBH
Elon <sup>8</sup>	4	3	7	0.0-0	0.0-0	0	1	0	0	0
Troy <sup>9</sup>	10	4	14	1.0-3	0.0-0	0	1	2	0	0
Kansas <sup>10</sup>	1	6	7	0.0-0	0.0-0	1	1	0	0	0
Tulane <sup>11</sup>	4	4	8	1.0-9	1.0-9	0	1	0	0	0
Miami <sup>12</sup>	5	3	8	0.5-1	0.0-0	0	0	0	0	0
Georgia Tech <sup>13</sup>	8	0	8	0.0-0	0.0-0	0	1	0	0	0
Virginia <sup>14</sup>	4	6	10	0.0-0	0.0-0	0	2	0	0	2
Pittsburgh <sup>15</sup>	6	4	10	0.0-0	0.0-0	0	0	0	0	0
Syracuse <sup>16</sup>	6	1	7	1.5-13	1.0-12	0	0	0	0	0
Virginia Tech <sup>17</sup>	7	5	12	0.5-0	0.0-0	0	1	1	0	0
North Carolina <sup>18</sup>	9	6	15	1.0-4	0.5-4	0	0	1	0	0
Wake Forest <sup>19</sup>	7	6	13	1.0-6	1.0-6	0	1	0	0	0
Arizona State <sup>20</sup>	6	8	14	1.0-12	1.0-12	0	0	1	0	0

Opponent	KOR	Yds	Lg	TD	PR	Yds	Lg	TD
Elon <sup>8</sup>	2	38	19	0	0	0	0	0
Troy <sup>9</sup>	1	61	61	0	0	0	0	0
Kansas <sup>10</sup>	0	0	0	0	0	0	0	0
Tulane <sup>11</sup>	2	49	27	0	0	0	0	0
Miami <sup>12</sup>	3	57	24	0	0	0	0	0
Georgia Tech <sup>13</sup>	0	0	0	0	0	0	0	0
Virginia <sup>14</sup>	0	0	0	0	0	0	0	0
Pittsburgh <sup>15</sup>	4	160	99	1	0	0	0	0
Syracuse <sup>16</sup>	2	42	24	0	0	0	0	0
Virginia Tech <sup>17</sup>	3	57	20	0	0	0	0	0
North Carolina <sup>18</sup>	4	71	24	0	0	0	0	0
Wake Forest <sup>19</sup>	3	75	46	0	0	0	0	0
Arizona State <sup>20</sup>	5	135	35	0	0	0	0	0

### 2015

Opponent	Solo	Ast	Total	TFL	QBS	INT	PBU	CF	FR	QBH
Tulane <sup>21</sup>	3	0	3	1.0-2	1.0-2	0	0	0	0	0
N.C. Central <sup>22</sup>	1	3	4	0.0-0	0.0-0	0	0	0	0	0
Northwestern <sup>23</sup>	3	8	11	0.0-0	0.0-0	1	0	0	0	0
Georgia Tech <sup>24</sup>	3	5	8	0.0-0	0.0-0	0	0	0	0	0
Boston College <sup>25</sup>	4	5	9	0.0-0	0.0-0	0	0	0	0	0
Army West Point <sup>26</sup>	5	0	5	0.0-0	0.0-0	0	0	0	0	0
Virginia Tech <sup>27</sup>	4	11	15	0.0-0	0.0-0	0	1	0	0	0
Miami <sup>28</sup>	2	7	9	1.0-2	0.0-0	0	1	0	0	1
North Carolina <sup>29</sup>	7	5	12	0.0-0	0.0-0	0	0	0	0	2
Pittsburgh <sup>30</sup>	5	4	9	0.0-0	0.0-0	0	0	0	0	0
Virginia <sup>31</sup>	5	0	5	0.0-0	0.0-0	0	0	0	0	0
Wake Forest <sup>32</sup>	1	2	3	0.0-0	0.0-0	0	2	0	0	1
Indiana <sup>33</sup>	7	1	8	0.0-0	0.0-0	0	2	0	0	0

Opponent	KOR	Yds	Lg	TD	PR	Yds	Lg	TD
Tulane <sup>21</sup>	1	95	95	1	0	0	0	0
N.C. Central <sup>22</sup>	1	16	16	0	0	0	0	0
Northwestern <sup>23</sup>	3	58	24	0	0	0	0	0
Georgia Tech <sup>24</sup>	1	100	100	1	0	0	0	0
Boston College <sup>25</sup>	1	9	9	0	0	0	0	0
Army West Point <sup>26</sup>	0	0	0	0	0	0	0	0
Virginia Tech <sup>27</sup>	1	21	21	0	0	0	0	0
Miami <sup>28</sup>	3	60	24	0	0	0	0	0
North Carolina <sup>29</sup>	2	55	31	0	0	0	0	0
Pittsburgh <sup>30</sup>	3	53	19	0	0	0	0	0
Virginia <sup>31</sup>	5	174	94	1	0	0	0	0
Wake Forest <sup>32</sup>	1	22	22	0	0	0	0	0
Indiana <sup>33</sup>	2	37	20	0	0	0	0	0

Year	G/GS	Solo	Ast	Total	TFL	QBS	INT	PBU	CF	FR	QBH
2013	14/7	37	27	64	0.5-2	0.0-0	3	6	0	0	0
2014	13/13	77	56	133	7.5-48	4.5-43	1	9	5	0	2
2015	13/13	50	51	101	2.0-4	1.0-2	1	6	0	0	4
Total	40/33	164	134	298	10.0-54	5.5-45	5	21	5	0	6

Year	G/GS	KOR	Yards	Avg.	TD	Lg
2013	14/7	19	574	30.21	2	100
2014	13/13	29	745	25.69	1	99
2015	13/13	24	700	29.17	3	100
Total	40/33	72	2,019	28.04	6	100

NOTE: Returned kickoff 100 yards for a TD vs. N.C. State, 2013  
Returned interception 25 yards for a TD vs. N.C. State, 2013  
Returned interception 45 yards for a TD vs. N.C. State, 2013  
Returned kickoff 99 yards for a TD vs. North Carolina, 2013  
Returned kickoff 99 yards for a TD vs. Pittsburgh, 2014  
Returned kickoff 95 yards for a TD vs. Tulane, 2015  
Returned kickoff 100 yards for a TD vs. Georgia Tech, 2015  
Returned kickoff 94 yards for a TD vs. Virginia, 2015



## 30 Brandon Feamster

S • 6-3, 210 • R-FR.

EXTON, PA.

CHESHIRE ACADEMY [CONN.]

### 2016

Listed as the top reserve at Strike safety position.

### 2015

Did not see game action.

### PRIOR TO DUKE

Lettered one year at Cheshire Academy after graduating from Downingtown East High School ... a two-year letterwinner for head coach Michael Matta at Downingtown East ... ranked as the No. 90 safety in the country by *247Sports.com* ... booked 31 tackles and three INTs during 2014 campaign ... scored two TDs on INT returns ... on offense, added 21 receptions for 339 yards and two TDs as the Cats went 8-1 ... as a senior at Downingtown East, recorded 80 tackles and an INT while adding a kickoff return for a TD ... selected to play in the 2013 Big 33 Football Classic ... named to the *Daily Local News* first team All-Area and first team All-Ches-Mont League National Division at linebacker after senior season ... tallied 25 tackles and one INT, helping the Cougars to a 10-1 mark as a junior, when team won the Ches-Mont League National Division with a 6-0 record ... squad turned in a 10-0 mark in the regular season for the program's first undefeated campaign.

### PERSONAL

Son of Telisha and Malik Feamster ... father played football at Temple University (1988-91) ... uncle, Shanga Tabb, lettered two years in football at Temple (2000-01) ... born December 4, 1996.



## 97 Quaven Ferguson

DT • 6-2, 305 • R-SO.

EASLEY, S.C.

EASLEY HIGH SCHOOL

### 2016

Listed as a top reserve at defensive tackle ... in 13 career games, has recorded 17 tackles and 2.5 TFL ... has played 171 snaps ... has carded 2+ tackles in five games including a career-high three stops against both Northwestern and Army West Point in 2015 ... in the program's post-spring strength and conditioning evaluation, ranked third among defensive linemen and eighth overall with a combined three-lift (Bench press [345 lbs.], squat [490 lbs.] & power clean [303 lbs.]) total of 1,138 pounds.

### 2015

Played in all 13 games ... compiled 17 tackles and 2.5 TFL ... posted 2+ tackles in five games including a season-high three stops against both Northwestern and Army West Point ... added 1.5 TFL for minus-23 yards in the win over the Black Knights ... on the field for 171 snaps.

### 2014

Did not see game action.

### PRIOR TO DUKE

Three-year letterman at Easley under Grayson Howell ... helped team to three-year record of 24-13 with three state playoff appearances ... recorded 93 tackles, 19 TFL, six sacks and two caused fumbles as a senior to earn first team (Division II AAAA) all-state honors from the *High School Sports Report* ... also received Class 4A Upper State Lineman of the Year honors from the South Carolina Football Coaches Association ... had 63 tackles including 7.5 TFL as a junior ... two-time all-region selection ... finished career with 216 tackles, 33.5 TFL, 10 sacks and five caused fumbles ... also lettered in basketball.

### PERSONAL

Son of April and Kevin Ferguson ... born January 4, 1996 ... majoring in psychology with a minor in education.

### STATISTICS

#### 2015

Opponent	Solo	Ast	Total	TFL	QBS	INT	PBU	CF	FR	QBH
Tulane	1	0	1	0.0-0	0.0-0	0	0	0	0	0
N.C. Central	1	1	2	0.0-0	0.0-0	0	0	0	0	0
Northwestern	1	2	3	0.0-0	0.0-0	0	0	0	0	0
Georgia Tech	0	0	0	0.0-0	0.0-0	0	0	0	0	0
Boston College	0	0	0	0.0-0	0.0-0	0	0	0	0	0
Army West Point	1	2	3	1.5-23	0.0-0	0	0	0	0	0
Virginia Tech	0	1	1	0.0-0	0.0-0	0	0	0	0	0
Miami	0	0	0	0.0-0	0.0-0	0	0	0	0	0
North Carolina	1	0	1	0.0-0	0.0-0	0	0	0	0	0
Pittsburgh	1	0	1	1.0-2	0.0-0	0	0	0	0	0
Virginia	1	1	2	0.0-0	0.0-0	0	0	0	0	0
Wake Forest	1	0	1	0.0-0	0.0-0	0	0	0	0	0
Indiana	1	1	2	0.0-0	0.0-0	0	0	0	0	0

Year	G/GS	Solo	Ast	Total	TFL	QBS	INT	PBU	CF	FR	QBH
2015	13/0	9	8	17	2.5-25	0.0-0	0	0	0	0	0
Total	13/0	9	8	17	2.5-25	0.0-0	0	0	0	0	0





# 14

## Bryon Fields

CB • 5-11, 180 • R-JR.

CHARLOTTE, N.C.

PROVIDENCE DAY HIGH SCHOOL

### 2016

Returns to the gridiron after missing the entire 2015 campaign due to a torn right anterior cruciate ligament suffered on August 26, 2015 ... in 27 career games (14 starts), has 112 tackles, 3.5 TFL, 1.0 quarterback sack, one INT, one fumble recovery and eight PBUs ... has played 1,727 snaps ... has 23 career games with 2+ tackles including a personal-high 10 stops against Troy in 2013 ... enters the 2016 season having recorded 1+ tackle in 24 consecutive games and 2+ tackles in 16 straight contests ... one of five Duke defensive backs with 25+ games played and 1,000+ total snaps of experience entering the 2016 season, joining CB Breon Borders, CB DeVon Edwards, S Corbin McCarthy and S Deondre Singleton ... two-time Academic All-ACC selection.

### 2015

Did not see game action while recovering from a torn right anterior cruciate ligament suffered on August 26, 2015.

### 2014

Academic All-ACC selection ... started all 13 games ... registered 70 tackles, 2.5 tackles for loss, one INT, one fumble recovery and two PBUs ... finished tied for fourth on the team in total tackles and tied for 44th in the ACC in tackles per game 5.39 ... posted 2+ tackles in all 13 games including a season-high nine stops in the win over Tulane ... also against the Green Wave, returned first career INT 22 yards for a TD ... logged eight stops at Syracuse and seven tackles against Virginia Tech ... had 5+ tackles in nine weeks ... helped Duke rank among the NCAA leaders in fourth down conversion defense (11th; .290), third down conversion defense (15th; .344), passing efficiency defense (23rd; 115.20) and scoring defense (24th; 21.8) ... on the field for 1,052 snaps.

### 2013

Academic All-ACC selection ... played in all 14 games with one starting assignment ... earned start versus N.C. State in place of injured captain Ross Cockrell ... recorded 42 tackles, 1.0 tackle for loss, 1.0 quarterback sack and six PBUs ... posted a season-high 10 tackles against Troy ... first collegiate sack was a 9-yard loss of eventual Heisman Trophy recipient Jameis Winston of Florida State in the Dr Pepper ACC Championship game ... posted season-high three PBUs to match the second-highest single-game total by a Duke freshman in the 13-10 win over then 16th-ranked Virginia Tech as the Blue Devils defeated a nationally-ranked opponent on the road for the first time since 1971 ... also had multiple PBUs in the win over N.C. Central (2) ... registered 2+ tackles in 10 games ... on the field for 675 snaps.

### PRIOR TO DUKE

Four year letterman at Providence Day under coach Bruce Hardin ... helped Providence Day to a four-year record of 29-18 with three state playoff berths including the 2011 NCISAA Division I state championship ... two-time first team all-state selection by the *North Carolina Independent School Athletic Association* ... two-time All-Mecklenburg pick by the *Charlotte Observer* ... as a senior, posted 67 tackles and four INTs, returned two punts for TDs, caught 49 passes for 851 yards and six TDs and rushed 44 times for 400 yards and four TDs ... in junior season, logged 47 tackles and five INTs, caught 47 passes for 632 yards and four TDs and returned five punts for TDs ... earned MVP honors as Providence Day defeated Charlotte Country Day, 20-14, in the 2011 NCISAA Division I state championship game ... named the 2011 Special Teams Player of the Year by *South Charlotte Weekly* ... finished career with 208 tackles, 14 INTs and 10 punt returns for TDs ... named the MVP of the eighth annual Oasis Shrine Bowl after helping North Carolina to a 27-6 win over South Carolina with a 71-yard punt return for a TD and an eight-yard scoring run on November 24, 2012 in Mooresville, N.C. ... also lettered in basketball and track and field ... captured the NCISAA 3A state championship in the 400 meters in 2012.

### PERSONAL

Son of Bryon and Julie Fields ... born August 23, 1994 ... majoring in economics while minoring in Spanish.

### STATISTICS

#### 2013

Opponent	Solo	Ast	Total	TFL	OBS	INT	PBU	CF	FR	QBH
N.C. Central	1	0	1	0.0-0	0.0-0	0	2	0	0	0
Memphis	0	0	0	0.0-0	0.0-0	0	0	0	0	0
Georgia Tech	0	0	0	0.0-0	0.0-0	0	0	0	0	0
Pittsburgh	1	3	4	0.0-0	0.0-0	0	1	0	0	0
Troy	7	3	10	0.0-0	0.0-0	0	0	0	0	0
Navy	1	1	2	0.0-0	0.0-0	0	0	0	0	0
Virginia	0	2	2	0.0-0	0.0-0	0	0	0	0	0
Virginia Tech	2	1	3	0.0-0	0.0-0	0	3	0	0	0
N.C. State <sup>1</sup>	3	1	4	0.0-0	0.0-0	0	0	0	0	0
Miami	1	1	2	0.0-0	0.0-0	0	0	0	0	0
Wake Forest	1	0	1	0.0-0	0.0-0	0	0	0	0	0
North Carolina	4	3	7	0.0-0	0.0-0	0	0	0	0	0
Florida State	4	0	4	1.0-9	1.0-9	0	0	0	0	0
Texas A&M	2	0	2	0.0-0	0.0-0	0	0	0	0	0

#### 2014

Opponent	Solo	Ast	Total	TFL	OBS	INT	PBU	CF	FR	QBH
Elon <sup>2</sup>	3	3	6	0.0-0	0.0-0	0	0	0	0	0
Troy <sup>3</sup>	5	1	6	0.0-0	0.0-0	0	0	0	0	0
Kansas <sup>4</sup>	1	1	2	0.0-0	0.0-0	0	1	0	0	0
Tulane <sup>5</sup>	3	6	9	0.0-0	0.0-0	1	0	0	0	0
Miami <sup>6</sup>	2	4	6	0.5-0	0.0-0	0	0	0	0	0
Georgia Tech <sup>7</sup>	2	0	2	1.0-1	0.0-0	0	0	0	0	0
Virginia <sup>8</sup>	0	5	5	0.0-0	0.0-0	0	0	0	0	0
Pittsburgh <sup>9</sup>	4	1	5	1.0-10	0.0-0	0	0	0	0	0
Syracuse <sup>10</sup>	7	1	8	0.0-0	0.0-0	0	0	0	0	0
Virginia Tech <sup>11</sup>	4	3	7	0.0-0	0.0-0	0	0	0	0	0
North Carolina <sup>12</sup>	4	2	6	0.0-0	0.0-0	0	1	0	1	0
Wake Forest <sup>13</sup>	4	0	4	0.0-0	0.0-0	0	0	0	0	0
Arizona State <sup>14</sup>	2	2	4	0.0-0	0.0-0	0	0	0	0	0

#### 2015 — Did not play

Year	G/GS	Solo	Ast	Total	TFL	OBS	INT	PBU	CF	FR	QBH
2013	14/1	27	15	42	1.0-9	1.0-9	0	6	0	0	0
2014	13/13	41	29	70	2.5-11	0.0-0	1	2	0	1	0
2015	— DNP —										
Total	27/14	68	44	112	3.5-20	1.0-9	1	8	0	1	0

NOTE: Returned interception 22 yards for a TD vs. Tulane, 2014



## 7 Keyston Fuller

WR • 6-0, 180 • R-FR.

GRIFFIN, GA.

GRIFFIN HIGH SCHOOL

### 2016

Enters the season out of action indefinitely after undergoing right knee surgery addressing a tibial plateau fracture suffered on June 16, 2016 ... earned co-Most Improved Offensive Player honors along with C Austin Davis following spring practice ... in the program's post-spring strength and conditioning evaluation, led the team in vertical jump (38.0") while ranking second in broad jump (10'7").

### 2015

Did not see game action ... recipient of the program's Sonny Falcone Iron Duke Award, an honor presented annually to one offensive player, one defensive player and one player in the developmental program for their year-round commitment to strength training and conditioning.

### PRIOR TO DUKE

Four-year letterwinner at Griffin High School under head coaches Steve Devoursney (2011-12-13) and Jarrett Laws (2014) ... ranked by *ESPN.com* as the No. 27 wide receiver in the country ... rated as the No. 217 overall prospect on the ESPN300 ... named to the 2014 *Atlanta Journal-Constitution* All-State first team AAAA and All-Region AAAA Division B first team as a wide receiver ... received *Georgia Sports Writers Association* All-State Class AAAA Honorable Mention accolades ... finished the year with 61 receptions for 974 yards and 11 TDs ... during final campaign, helped the Bears to an 11-1 mark with the lone loss coming 31-21 to Marist in the second round of the Georgia High School Association (GHSA) AAAA state playoffs ... squad captured the AAAA Region 4 championship with an 8-0 record ... Griffin claimed the state championship as a junior with a 15-0 record and 56-35 triumph against Carrollton in the GHSA AAAA title tilt ... in the championship game, caught two passes for 111 yards, including an 80-yard TD ... selected to play for the south side in the Georgia Elite Junior Classic following junior season ... as a sophomore, team went 9-2 and advanced to the GHSA AAAA playoffs ... captured the AAAA Region 4B title with a 5-0 record ... during freshman campaign, team went 9-3 and advanced to the second round of the GHSA playoffs ... also lettered in baseball ... on the diamond, received *Perfect Game* Pre-season Underclass High Honorable Mention honors in 2013 and 2014 ... hit .481 with 19 RBI and 33 runs scored as a junior ... a member of the East Cobb summer program, which has produced current Major League Baseball standouts Jeff Francoeur, Nick Markakis, Brandon Phillips and Buster Posey.

### PERSONAL

Son of Tangela and Pete Williams ... born September 20, 1996.



## 41 Xander Gagnon

LB • 6-3, 225 • FR.

CHARLOTTE, N.C.


CHARLOTTE CATHOLIC HIGH SCHOOL

### PRIOR TO DUKE

Three-year letterman at Charlotte Catholic High School under head coach Mike Brodowicz ... consensus three-star prospect by *ESPN.com*, *Rivals.com*, *247Sports.com* and *Scout.com* ... listed as the No. 37 outside linebacker by *ESPN.com*, No. 45 by *247Sports.com* and No. 45 by *Rivals.com* ... following final campaign, earned slots on the North Carolina *Associated Press* All-State First Team and *USA TODAY* High School Sports American Family Insurance ALL-USA North Carolina Second Team ... selected as the Greater Charlotte Football Awards' Linebacker of the Year and South Meck 8 Defensive Player of the Year as a senior ... an All-*Charlotte Observer* First Team honoree following senior year ... became the fourth Charlotte Catholic player in program history selected to represent North Carolina in The Shrine Bowl of the Carolinas ... booked four tackles in the Shrine Bowl as North Carolina earned a 54-39 victory ... helped Charlotte Catholic to the North Carolina High School Athletic Association (NCHSAA) 4A state title as a senior, topping Rose, 27-20, in the championship game to finish with a 15-0 record ... posted 152 tackles, 6.0 TFL, three INTs, five forced fumbles and one fumble recovery ... led a defense that yielded just 9.9 points per game and registered four shutouts in 2015 ... as a junior, booked 132 tackles, 4.0 TFL, one sack, three INTs and two forced fumbles ... earned All-South Meck 8 honors following junior season ... helped the Cougars finish 14-2 and reach the NCHSAA 4A championship game, falling 23-15 to New Bern ... as a sophomore, helped the Cougars post a 12-3 mark with semifinal berth in the NCHSAA 4A playoffs ... also lettered in basketball and helped Charlotte Catholic to the state championship as a senior.

### PERSONAL

Son of Christy and Mark Gagnon ... born October 8, 1997.



## 54 Kevin Gehsmann

LB • 6-0, 225 • SO.

GREENSBORO, N.C.

WESTERN GUILFORD HIGH SCHOOL

### 2016

Walk-on reserve linebacker.

### 2015

Did not see game action.

### PRIOR TO DUKE

Four-year letterwinner for head coach Chris Causey at Western Guilford High School ... three-year captain of both the football and lacrosse programs ... after senior season, represented North Carolina in the Shrine Bowl of the Carolinas All-Star Game ... booked 125 tackles, 9.0 TFL, 1.0 sack, eight caused fumbles, one INT and one fumble recovery during senior year ... on offense, rushed 151 times for 988 yards and seven TDs and caught 21 passes for 281 yards and two scores as a senior ... as a junior, totaled 401 rushing yards and four scores to go along with 30 catches for 562 yards and five TDs ... defensively, contributed 105 tackles, 16.0 TFL, three INTs and three caused fumbles ... as a sophomore, received All-Metro 4A All-Conference accolades as well as an honorable mention all-area selection following 118-tackle campaign ... named the team's defensive MVP following sophomore campaign ... finalist for the National Football Foundation's National High School Scholar-Athlete Award.

### PERSONAL

Son of Jackie and Kurt Gehsmann ... born July 12, 1996.



## 28 Mark Gilbert

CB • 6-1, 175 • FR.

FAYETTEVILLE, N.C.

TERRY SANFORD HIGH SCHOOL

### 2016

Reserve cornerback ... enrolled at Duke in January, 2016.

### PRIOR TO DUKE

Four-year letterman at Terry Sanford High School under head coach Bryan Till ... three-star prospect by *ESPN.com*, *Rivals.com*, *247Sports.com* and *Scout.com* ... rated as the No. 37 cornerback in the country by *ESPN.com*, No. 42 by *Scout.com*, No. 53 by *247Sports.com* and No. 62 by *Rivals.com* ... charted as the No. 2 cornerback prospect in North Carolina according to *Scout.com* ... in December, 2015, received the Laurel Wreath Award, an accolade marking the highest sports honor North Carolina can present to an athlete ... chosen to represent North Carolina in The Shrine Bowl of the Carolinas ... recorded a second half INT to help North Carolina to 54-39 victory over South Carolina ... following senior year, placed on the all-division *NCPreps.com* all-state team ... as a senior, helped Terry Sanford to a second consecutive Cape Fear Valley 3-A Conference title and a 12-2 final record ... squad claimed the No. 1 seed in the east for the North Carolina High School Athletic Association (NCHSAA) 3AA state playoffs and advanced to the third round of the playoffs ... totaled 66 tackles, one INT, five PBUs, one caused fumble, one fumble recovery and a trio of kickoff returns for TDs ... averaged 45.8 yards per kickoff return and 32.5 yards per punt return ... as a junior, helped the Bulldogs to a 9-4 record, the Cape Fear Valley 3A Conference championship and trip to the second round of the NCHSAA playoffs after recording 34 tackles, three INTs and one punt return for a TD ... named to the first team all-county, all-region and all-state teams ... registered 41 tackles as a sophomore ... in freshman year, recorded 34 tackles and one INT ... as a three-year letterwinner in basketball, led Terry Sanford to the NCHSAA 3A state title as a junior and was named MVP of the championship game ... in the title tilt, a 67-60 win over Gastonia Ashbrook, led both teams with 31 points by making nine-of-18 field goals and 12-of-16 free throws ... named the All-Cape Fear basketball player of the year by *The Fayetteville Observer* after averaging 18 points per game as junior ... born June 1, 1997.

### PERSONAL

Son of Tonya and Mark Gilbert ... uncle, Sean Gilbert, was an All-America selection at Pittsburgh and played 11 years in the NFL with the Los Angeles/St. Louis Rams, Washington Redskins, Carolina Panthers and Oakland Raiders ... cousin, Darrelle Revis, is a Super Bowl champion, six-time NFL Pro Bowl selection and the 2009 AFC Defensive Player of the Year ... born June 1, 1997.



## 44 Joe Giles-Harris

LB • 6-2, 220 • R-FR.

NYACK, N.Y.

ST. JOSEPH REGIONAL HIGH SCHOOL [N.J.]

### 2016

Charted as the second string weakside linebacker behind returning starter Tinashe Bere.

### 2015

Did not see game action.

### PRIOR TO DUKE

Three-year letterman at St. Joseph Regional High School under coaches Tony Karcich (2012-13) and August Hoffmann (2014) ... rated as the No. 42 outside linebacker in the country by *Rivals.com* ... helped the Green Knights to two New Jersey State Interscholastic Athletic Association (NJSIAA) Non-Public Group 3 state championships as a sophomore and junior and a semifinal trip during final campaign ... following senior year, received first team all-league, all-county, all-metro and all-state honors ... registered 95 tackles, 3.0 sacks, four INTs, two caused fumbles and two fumble recoveries ... on offense as a senior, added 24 receptions for 315 yards and two TDs ... as a junior, led team to a 10-1 mark and state title by posting 58 tackles, 3.5 sacks, four INTs and two fumble recoveries ... team captured NJSIAA Non-Public Group 3 state title with a 62-14 victory against Pope John XXIII ... blocked two punts in the championship tilt ... named second team all-state after junior season ... booked 72 tackles, including 3.0 sacks, as a sophomore, when St. Joseph Regional went 10-2 and won the NJSIAA state title ... also lettered in lacrosse and basketball.

### PERSONAL

Son of Lynn Giles-Harris and John Harris ... father lettered in football at Southern Connecticut (1984-85-86) and older brother, William, lettered in football at Gannon (2009-10-11-12) ... younger brother, J.T., is a member of the Duke lacrosse program ... born April 1, 1997.



## 46 Grant Hall

S • 5-10, 180 • SR.

SUWANEE, GA.

BUFORD HIGH SCHOOL

### 2016

Walk-on reserve safety.

### 2015

Did not see game action.

### 2014

Did not see game action.

### 2013

Did not see game action.

### PRIOR TO DUKE

Three-year letterman at Buford under coach Jess Simpson ... helped Buford to three-year record of 42-3 with two state championships in 2010 and 2012 ... served as team captain during senior season ... also lettered in track and field.

### PERSONAL

Son of Kellee and Stuart Hall ... father played basketball at the University of Alabama and Mobile College ... born June 6, 1995 ... majoring in literature while minoring in Spanish ... also pursuing a certificate in ethics.





## 63 Zach Harmon

C • 6-3, 285 • R-SO.

TOLEDO, OHIO

CENTRAL CATHOLIC HIGH SCHOOL

### 2016

Scheduled to compete for the starting center job with Austin Davis as Duke replaces Matt Skura, who graduated after earning All-ACC and All-America honors and signed a free agent contract with the NFL's Baltimore Ravens in May, 2016 ... in four career games, has played 51 total snaps.

### 2015

Played in four games ... saw action against Tulane, N.C. Central, Army West Point and North Carolina ... on the field for 51 total snaps.

### 2014

Did not see game action.

### PRIOR TO DUKE

Three-year letterman at Toledo Central Catholic under Greg Dempsey ... listed as the No. 14 center in the nation by *Rivals.com* ... charted as the No. 20 center in the country by *Scout.com* ... helped squad to a three-year ledger of 34-6 record including the 2012 Ohio Division II state championship ... served as team captain as a senior ... suffered season-ending neck injury in week three of senior campaign ... first team all-conference and honorable mention all-state pick as a junior ... also participated in wrestling.

### PERSONAL

Son of Lisa and Wes Harmon ... born June 27, 1996 ... majoring in psychology with a minor in visual and media studies ... also pursuing a certificate in markets and management.



## 70 Christian Harris

OT • 6-6, 295 • R-SO.

SUWANEE, GA.

COLLINS HILL HIGH SCHOOL

### 2016

Charted as the top reserve at left offensive tackle behind returning starter Gabe Brandner ... in four career games, has played 58 total snaps.

### 2015

Played in four games ... saw action against Tulane, N.C. Central, Army West Point and North Carolina ... on the field for 58 total snaps.

### 2014

Did not see game action.

### PRIOR TO DUKE

Three-year letterman at Collins Hill under Kevin Reach ... listed as the No. 57 offensive tackle in the nation by *Scout.com* ... helped team to three-year record of 21-13 with three state playoff berths and a region championship in 2013 ... first team all-county as a senior ... selected to play in the Georgia Coaches Association North-South Classic and Gwinnett County All-Star Game.

### PERSONAL

Son of Danielle Lee-Hagwood and Scott Hagwood ... born January 15, 1996 ... majoring in evolutionary anthropology.



## 18 Quentin Harris

QB • 6-1, 190 • R-FR.

WILTON, CONN.

TAFT SCHOOL

### 2016

Reserve quarterback.

### 2015

Did not see game action.

### PRIOR TO DUKE

Four-year letterwinner at Taft School under coach Tyler Whitley ... served as a tri-captain as a senior ... rated the No. 22 dual-threat quarterback in the country by *ESPN.com* ... as a senior, named Taft's MVP after completing 159-of-295 passes for 1,642 yards with 14 TDs ... added 90 rushing attempts for 442 yards and three TDs ... during junior year, first as full-time starter, completed 86-of-147 passes for 1,255 yards and 12 TDs with another 243 yards rushing and six ground scores through four games before suffering torn ACL and missing the remainder of the campaign ... split time at quarterback as a sophomore, playing in all eight games and helping the Big Red to a 6-2 mark ... completed 27-of-48 passes for 523 yards while rushing for 135 yards and three TDs on 27 carries ... as a freshman, shared QB duties and was the starter in the New England Prep School Class A Championship game, which Taft won to finish the season 8-0 ... also a three-year letterman in baseball.

### PERSONAL

Son of Terry and Kevin Harris ... father was a three-year letterwinner (1982-83-84) in football at the University of Georgia ... cousin Evan Harris was a four-year letterwinner (2009-10-11-12) for the Miami University football program ... cousin Tyrone Cornelius was a member of the University of Miami football program ... grandfather Elbert Harris, Sr., uncle Melvin Harris and uncle Elbert Harris, Jr. were all members of the Florida A&M football program ... born December 23, 1996.



## 13 Jordan Hayes

S • 6-0, 180 • R-FR.

LOGANVILLE, GA.

GRAYSON HIGH SCHOOL

### 2016

Listed as the second string Bandit safety behind returning starter Deondre Singleton ... earned the program's co-Most Improved Defensive Player award along with LB Tinashe Bere following spring practice.

### 2015


Did not see game action.

### PRIOR TO DUKE

Four-year letterwinner at Grayson High School under coach Mickey Conn ... rated the No. 65 safety in the country by *ESPN.com* ... selected to play in the Semper Fidelis All-American Bowl following senior campaign and intercepted a pass in the contest to help limit the West squad to just 250 total yards of offense in a 24-3 East victory ... also selected to the Rivalries of Gwinnett All-Star Game after senior year ... served as team captain as a senior and booked 91 tackles with 19 PBUs and five INTs ... helped the Rams to a 10-2 mark as a senior and share of the AAAAAA Region 8 title with a 7-1 record ... squad advanced to the second round of the Georgia High School Association (GHSA) AAAAAA playoffs before falling to Tucker, 26-23 ... in first round playoff victory against Mill Creek, put the Rams ahead 10-0 in the second quarter with a 72-yard punt return for a TD ... key piece of a defense that held region opponents to just 65 points in eight games ... overall, team posted three shutouts and yielded only 113 points in 12 games, an average of 9.42 points per contest ... named the Atlanta WXIA-TV 11Alive Team 11 Athlete of the Week for August 29, 2014, after recording 10 tackles and an INT for a TD against Gainesville in the season opener ... a Touchdown Club of Gwinnett second team all-county selection as a senior ... during junior year, tallied 80 tackles and five INTs ... selected to play in the Rising Seniors bowl after junior campaign ... as a sophomore, booked 30 tackles with one caused fumble and three pass breakups ... team finished 10-2 and advanced to the second round of the GHSA AAAAAA playoffs ... Grayson won the state championship during freshman season with a 15-0 record ... squad finished freshman year ranked No. 4 nationally in the *MaxPreps* Xcellent25.

### PERSONAL

Son of Darrell Hayes and Sandra Barner ... born March 14, 1997.



## 80 Daniel Helm

TE • 6-4, 240 • R-SO.

CHATHAM, ILL.

GLENWOOD HIGH SCHOOL

### 2016

Charted as a second string tight end ... joined the program in January, 2015 after transferring from the University of Tennessee ... did not play in 2015 due to NCAA transfer regulations ... has three seasons of eligibility remaining beginning in 2016 ... in the program's post-spring strength and conditioning evaluation, led the TE group in bench press (325 lbs.), squat lift (460 lbs.), power clean lift (324 lbs.), vertical jump (35.5") and broad jump (10'6") while combined three-lift (Bench press, squat & power clean) total of 1,109 pounds ranked ninth overall on the team.

### 2015

Did not see game action due to NCAA transfer regulations.

### PRIOR TO DUKE

Enrolled at the University of Tennessee in January, 2014 ... played in all 12 regular season games with two starting assignments for the Volunteers in 2014 ... finished the year with six receptions for 37 yards and a two-point conversion at Georgia ... hauled in first career reception in season-opener against Utah State ... caught a season-high two passes against Florida for a campaign-best 16 yards ... had one-reception outings versus South Carolina, Kentucky and Missouri ... recipient of Tennessee's Alstom Power Excellence in Engineering Endowment ... lettered at Glenwood High School in Chatham, Ill., for coach Dan Rourke ... a consensus top-10 tight end recruit; ranked No. 1 by *Rivals.com*, No. 3 by *Scout.com*, No. 4 by *247Sports.com* and No. 7 by *ESPN.com* ... after senior year, was selected to play in 2014 Offense-Defense All-American Bowl ... named to the *MaxPreps* 2013 All-America second team ... a second team all-state pick by the *Chicago Tribune* in 2013 ... set the Glenwood career record with 35 receiving TDs during prep career ... caught 35 passes for 565 yards and 13 TDs as a senior ... used on defense as a strong safety and recorded 68 tackles, an INT and four pass breakups during final campaign ... helped Titans to an 8-3 record and trip to the second round of the Illinois High School Association (IHSA) 5A playoffs as a senior ... during junior year, had 44 receptions for 821 yards with 17 TDs ... Glenwood finished 9-3 as a junior and advanced to the quarterfinals of the IHSA state playoffs ... also lettered in basketball.

### PERSONAL

Married to the former Miranda Esperum of Chatham, Ill. (May 28, 2016) ... son of Steve and Christy Helm ... born April 20, 1995 ... majoring in mechanical engineering.

### STATISTICS

#### 2014 (Tennessee)

Opponent	Rec	Yds	Lg	TD	Rush	Yds	Lg	TD
Utah State	1	0	0	0	0	0	0	0
Arkansas State	0	0	0	0	0	0	0	0
Oklahoma	0	0	0	0	0	0	0	0
Georgia	0	0	0	0	0	0	0	0
Florida	2	16	13	0	0	0	0	0
Chattanooga	0	0	0	0	0	0	0	0
Ole Miss	0	0	0	0	0	0	0	0
Alabama	0	0	0	0	0	0	0	0
South Carolina	1	12	12	0	0	0	0	0
Kentucky	1	10	10	0	0	0	0	0
Missouri	1	-1	0	0	0	0	0	0
Vanderbilt	0	0	0	0	0	0	0	0

Year	G/GS	Rec	Yards	Avg.	TD	Lg
2014 (Tennessee)	13/2	6	37	6.17	0	13
2015	— Did not play —					
Total	13/2	6	37	6.17	0	13

NOTE: Caught PAT pass from Justin Worley vs. Georgia, 2014



## 57 Thomas Hennessy

LS • 6-3, 235 • R-SR.

BARDONIA, N.Y.

DON BOSCO PREP [N.J.]

### 2016

Returning starting long snapper ... lone returning starting specialist with the graduation of four-time All-ACC K Ross Martin and four-time All-ACC P Will Monday, both of whom signed free agent contracts with NFL organizations (Martin with the New York Jets; Monday with the Pittsburgh Steelers) ... over the past three seasons, has helped Duke convert 58-of-70 (.829) field goal attempts and all 150 PAT tries as the Blue Devils have averaged 32.25 points per game ... Duke joins Florida State as the only two ACC teams without a missed PAT attempt over the past three seasons ... has helped the Blue Devils rank among the ACC's leaders in net punting in each of the past three seasons (4th in both 2013 & 2014; 6th in 2015) while Duke has yielded the fewest punt return yards in each of the past two seasons (33 in 2014 & 42 in 2015) ... in 40 games (40 starts), has three tackles ... on the field for 426 career snaps.

### 2015

Started all 13 games as the long snapper on both punts and placement kicks ... initial component of a kick placement unit that converted 26-of-30 (.867) field goal attempts and all 42 PAT tries as K Ross Martin established a school single-season records for field goals (26) and total points (120) while ranking second in the ACC in field goal percentage (.867) ... helped Duke rank sixth in the conference in net punting (38.84) after allowing the fewest return yards (42) for the second consecutive season ... played 144 snaps.

### 2014

Started all 13 games as the long snapper on both punts and placement kicks ... part of a kick placement unit that converted 19-of-21 field goal attempts and all 50 PAT tries as Duke led the ACC in both field goal percentage (.905) and PAT percentage (1.000) ... member of a punt unit that ranked fourth in the ACC in net punting (39.73) after yielding a league-low 33 total return yards ... component of Duke's placement kick unit that helped K Ross Martin establish school single-season record for total points (107) and set Duke standard for consecutive PATs (110) ... logged a pair of tackles ... played 133 snaps.

### 2013

Started all 14 games as the long snapper on both punts and placement kicks ... helped the Blue Devils convert 13-of-19 field goals and all 58 PAT attempts while setting a school single-season record with 459 total points ... part of a punt unit that ranked fourth in the ACC in net punting (37.8) ... credited with one tackle ... played 149 snaps.

### 2012

Did not see game action.

### PRIOR TO DUKE

Three-year letterman at Don Bosco Prep under coach Greg Toal ... rated the No. 9 long snapper in the nation by Kohl's ... helped team to three-year ledger of 35-0 with two national championships (2009 & 2011 by *USA Today*) and three state crowns.

### PERSONAL

Son of Andrea and Tom Hennessy ... born June 11, 1994 ... majoring in biology while minor-ing in psychology ... also pursuing a certificate in markets and management.

### STATISTICS

Year	G/GS	Solo	Ast	Total	TFL	QBS	INT	PBU	CF	FR	QBH
2013	14/14	1	0	1	0.0-0	0.0-0	0	0	0	0	0
2014	13/13	1	1	2	0.0-0	0.0-0	0	0	0	0	0
2015	13/13	0	0	0	0.0-0	0.0-0	0	0	0	0	0
Total	40/40	2	1	3	0.0-0	0.0-0	0	0	0	0	0



## 32 Brandon Hill

LB • 6-3, 220 • FR.

ORANGEBURG, S.C.

HEATHWOOD HALL EPISCOPAL SCHOOL

### PRIOR TO DUKE

Four-year letterman at Heathwood Hall Episcopal School under head coach Steve Victory ... rated as a four-star prospect by *Scout.com* and a three-star prospect according to *ESPN.com*, *Rivals.com* and *247Sports.com* ... stands No. 258 on the *Scout300* chart and tabbed by the publication as the nation's No. 14 outside linebacker ... listed as the No. 28 outside linebacker in the country and the No. 10 prospect in South Carolina by *ESPN.com* ... also rated as the No. 29 outside linebacker in the country and the No. 8 prospect in South Carolina by *247Sports.com* ... helped the Highlanders to four consecutive South Carolina Independent School Association (SCISA) Class AAA playoff berths ... 2015 *USA Today* High School Sports American Family Insurance ALL-USA South Carolina First Team selection at linebacker ... selected to participate in the SCISA All-Star game after senior campaign ... two-time SCISA first team all-state honoree ... over final two seasons, totaled 167 tackles, 20.0 TFL, 7.0 sacks and four INTs along with 163 rushing attempts for 1,200 yards and 14 TDs ... an honorable mention selection to *The State* All-Midlands Team ... also lettered in soccer and basketball ... three-time SCISA Region I-AAA All-Region selection and two-time North-South All-Star in soccer ... following senior year, named one of the five national finalists for the Watkins Award, recognizing the nation's top male African-American student-athlete, joining former Duke lettermen Matt Daniels, Vince Oghobaase and Deion Williams, along with current team member Xavier Carmichael, as finalists for the award.

### PERSONAL

Son of Alesia and Michael Hill ... born May 19, 1998 ... high school teammate of current Duke offensive lineman Gabe Brandner.



## 59 James Hornbuckle

DE • 6-4, 235 • FR.

MURRAY, KY.

MURRAY HIGH SCHOOL

### PRIOR TO DUKE

Four-year letterman at Murray High School under head coach Keith Hodge ... three-star prospect according to *ESPN.com* and *247Sports.com* ... charted as the No. 68 outside linebacker in the country and the No. 7 prospect in Kentucky by *ESPN.com* ... selected as the Russell Athletic/Kentucky Football Coaches Association Class 2A, District 1 Player of the Year as a senior ... following final campaign, played for Kentucky squad in the Best of the Bluegrass All-Star Game and earned defensive MVP honors after helping team to 40-21 victory ... also selected to participate in the Border Bowl, an annual All-Star game featuring the best players in Kentucky and Tennessee ... a *Louisville Courier-Journal* first team all-state and *USA TODAY* High School Sports American Family Insurance ALL-USA Kentucky Team honoree as a senior ... all-conference and all-region honoree after final season ... as a senior, helped the Tigers to 7-5 record and second round of the Kentucky High School Athletic Association (KHSAA) Class 2A playoffs ... booked 112 tackles, 21.0 TFL and 11.0 sacks while adding three caused fumbles and three fumble recoveries ... All-Purchase Area pick by the *Paducah Sun* as a junior and senior ... during junior year, registered 103 tackles with 10.0 sacks as Tigers went 9-4 and reached the KHSAA state semifinals ... received *Louisville Courier-Journal* honorable mention all-state, first team All-WKC, *Paducah Sun* all-region and *Associated Press* first team all-state accolades ... registered 60 tackles with 1.0 sack and one INT ... also lettered in basketball.

### PERSONAL

Son of Renee Hornbuckle and Deon Smith ... mother was a four-year letterwinner (1994-95-96-97) in basketball at Murray State ... father was a four-year letterwinner (1993-94-95-96) in football at Murray State ... born December 22, 1997.





## 4 Myles Hudzick

CB • 5-10, 165 • FR.

RESTON, VA.

BISHOP O'CONNELL HIGH SCHOOL

### PRIOR TO DUKE

Three-year letterman at Bishop O'Connell High School under head coach Colin Disch ... three-star prospect by *ESPN.com*, *247Sports.com* and *Scout.com* ... received first team all-state honors from the Virginia Independent Schools Athletic Association as a junior ... capped career with All-Washington Catholic Athletic Conference (WCAC) accolades at wide receiver ... as a junior, earned first team All-WCAC honors as a defensive back ... also a three-year letterwinner for the baseball program, receiving first team All-WCAC accolades as an outfielder as a junior.

### PERSONAL

Son of Mike Hudzick ... cousin, James Daniel, serves as the tight ends coach for the Pittsburgh Steelers ... born June 12, 1997.



## 34 Ben Humphreys

LB • 6-2, 215 • SO.

NEWPORT BEACH, CALIF.

MATER DEI HIGH SCHOOL

### 2016

Enters the season as Duke's starting middle linebacker ... in 13 career games (2 starts), has compiled 31 tackles, 2.0 TFL, 1.0 quarterback sack, one caused fumble, one fumble recovery and five QB pressures ... has played 449 career snaps ... has 3+ tackles in five career games including a personal-high 11 stops against Indiana in 2015 ... in the program's post-spring strength and conditioning evaluation, led the LB group in power clean lift (275 lbs.), vertical jump (33.5") and broad jump (9'10").

### 2015

Academic All-ACC selection ... played in all 13 games with two starts ... earned starting assignments against North Carolina and Indiana ... posted 31 tackles, 2.0 TFL, 1.0 quarterback sack, one caused fumble, one fumble recovery and five QB pressures ... carded 2+ tackles in eight games including a season-high 11 stops as Duke defeated Indiana, 44-41 in overtime, in the New Era Pinstripe Bowl ... added a pair of QB pressures against the Hoosiers ... in the win at Army West Point, recorded two tackles, 1.5 TFL, 1.0 sack, one caused fumble and one fumble recovery ... in the New Era Pinstripe Bowl, donned jersey No. 59 to honor student assistant coach Kelby Brown, who had his playing career ended due to a torn left anterior cruciate ligament suffered in July, 2015 ... one of five Duke freshmen to earn varsity letter, joining Brandon Boyce, Jeremy McDuffie, Marquies Price and T.J. Rahming ... played 449 snaps.

### PRIOR TO DUKE

Three-year letterwinner at Mater Dei High School under coach Bruce Rollison ... consensus top-25 outside linebacker nationally ... listed as the No. 9 outside linebacker by *Scout.com*, No. 11 by *247Sports.com*, No. 12 by *Rivals.com* and No. 22 by *ESPN.com* ... appeared on the *Scout300* list at No. 126 and on the *Rivals.com250* list at No. 173 ... selected to play in the U.S. Army All-American Bowl after senior year and finished with three tackles, all for lost yardage, a 21-yard INT returned for a TD, a forced fumble and subsequent 11-yard return ... honorable mention choice for the *Rivals.com* U.S. Army All-America Lunch Pail award for his performance during the week ... during the U.S. Army All-American Bowl banquet, received the Glenn Davis Award, which is given annually to the player of the West team at the U.S. Army All-American Bowl who best epitomizes the U.S. Army's high standards of excellence in community service, education and athletic excellence ... received American Family Insurance All-California Team honors as a senior after carding 75 tackles with four INTs and two forced fumbles ... on offense, caught 30 passes for 500 yards and nine TDs ... helped the Monarchs to a 9-3 overall record and trip to the second round of the California Interscholastic Federation (CIF) Southern Section Pac-5 playoffs ... a 2014 Great American Rivalry Challenge Scholar Athlete Award winner ... as a junior, carded 90 tackles, including 10.0 sacks, as well as two INTs and five forced fumbles ... offensively, hauled in 40 passes for 600 yards and eight scores ... team went 11-3 and advanced to the CIF Southern Section Pac-5 championship before falling to St. John Bosco ... earned first team all-trinity league and was placed on the *CalHiSports.com* All-State Junior Team ... as a sophomore, recorded 20 receptions for 400 yards and seven TDs while posting 50 tackles, 8.0 sacks, four INTs and five forced fumbles ... team went 11-3 overall and reached the CIF Southern Section Pac-5 championship game and fell to Long Beach Poly ... after sophomore year, was named first team All-Trinity League and a *CalHiSports.com* All-State Underclassman ... lettered in basketball as a sophomore as Mater Dei won the state championship.

### PERSONAL


Son of Wendy and Brad Humphreys ... mother was a four-time All-America setter in volleyball (1984-85-86-87) at Stanford and is in the Cardinal Hall of Fame ... father was a three-year letterwinner in football for Stanford (1985-86-87) ... older sister, Kelsey, is a member of both the Stanford volleyball team and the U.S. Volleyball Junior National Team ... born October 10, 1996.

### STATISTICS

#### 2015

Opponent	Solo	Ast	Total	TFL	QBS	INT	PBU	CF	FR	QBH
Tulane	0	0	0	0.0-0	0.0-0	0	0	0	0	0
N.C. Central	1	2	3	0.0-0	0.0-0	0	0	0	0	1
Northwestern	0	0	0	0.0-0	0.0-0	0	0	0	0	0
Georgia Tech	1	3	4	0.0-0	0.0-0	0	0	0	0	1
Boston College	1	0	1	0.0-0	0.0-0	0	0	0	0	0
Army West Point	1	1	2	1.5-11	1.0-4	0	0	1	1	1
Virginia Tech	1	1	2	0.0-0	0.0-0	0	0	0	0	0
Miami	1	2	3	0.5-1	0.0-0	0	0	0	0	0
North Carolina <sup>1</sup>	0	3	3	0.0-0	0.0-0	0	0	0	0	0
Pittsburgh	0	2	2	0.0-0	0.0-0	0	0	0	0	0
Virginia	0	0	0	0.0-0	0.0-0	0	0	0	0	0
Wake Forest	0	0	0	0.0-0	0.0-0	0	0	0	0	0
Indiana <sup>2</sup>	5	6	11	0.0-0	0.0-0	0	0	0	0	2

Year	G/GS	Solo	Ast	Total	TFL	QBS	INT	PBU	CF	FR	QBH
2015	13/2	11	20	31	2.0-12	1.0-4	0	0	1	1	5
Total	13/2	11	20	31	2.0-12	1.0-4	0	0	1	1	5



## 96 Allen Jackson

DE • 6-5, 260 • R-SR.

ELLCOTT CITY, MD.

McDONOGH HIGH SCHOOL

### 2016

Reserve defensive end ... in 12 games, has seven career tackles and one INT ... has played 126 career snaps ... carded a career-high two stops against Kansas in 2014 and N.C. Central in 2015.

### 2015

Played in nine games ... missed the Northwestern, Miami, Virginia and Indiana contests ... posted four tackles and one INT ... had a season-high two stops against N.C. Central ... first career INT came in the win at Wake Forest ... on the field for 87 snaps.

### 2014

Played in three games ... saw action against Elon, Kansas and Tulane ... posted three total tackles including a season-high two stops in the win over Kansas ... on the field for 39 total snaps.

### 2013

Did not see game action.

### 2012

Did not see game action while recovering from right shoulder surgery performed on August 8, 2012.

### PRIOR TO DUKE

Three-year letterman at McDonogh under coach Dominic Damico ... helped McDonogh to three-year mark of 21-10 including a state playoff appearance in 2011 ... charted as the No. 66 strongside defensive end in the nation by *247Sports.com* ... listed as the No. 86 defensive end in the nation by *ESPN.com* ... recorded 80 tackles, two caused fumbles and three pass breakups in senior campaign en route to earning all-state honors ... as a junior, posted 87 tackles, nine quarterback sacks, two caused fumbles and four blocked punts ... two-time first team all-conference selection ... also lettered in basketball.

### PERSONAL

Son of Joe and Sandra Jackson ... cousin, Valenica Eggleston-Clark, graduated from Duke in 1997 ... cousin, Bryana Roberts, graduated from Duke in 2014 ... born August 4, 1994 ... majoring in philosophy while pursuing a certificate in markets and management.

### STATISTICS


#### 2014

Opponent	Solo	Ast	Total	TFL	QBS	INT	PBU	CF	FR	QBH
Elon	0	1	1	0.0-0	0.0-0	0	0	0	0	0
Troy	— DNP —									
Kansas	0	2	2	0.0-0	0.0-0	0	0	0	0	0
Tulane	0	0	0	0.0-0	0.0-0	0	0	0	0	0
Miami	— DNP —									
Georgia Tech	— DNP —									
Virginia	— DNP —									
Pittsburgh	— DNP —									
Syracuse	— DNP —									
Virginia Tech	— DNP —									
North Carolina	— DNP —									
Wake Forest	— DNP —									
Arizona State	— DNP —									

#### 2015

Opponent	Solo	Ast	Total	TFL	QBS	INT	PBU	CF	FR	QBH
Tulane	0	0	0	0.0-0	0.0-0	0	0	0	0	0
N.C. Central	0	2	2	0.0-0	0.0-0	0	0	0	0	0
Northwestern	— DNP —									
Georgia Tech	0	0	0	0.0-0	0.0-0	0	0	0	0	0
Boston College	0	0	0	0.0-0	0.0-0	0	0	0	0	0
Army West Point	0	1	1	0.0-0	0.0-0	0	0	0	0	0
Virginia Tech	0	0	0	0.0-0	0.0-0	0	0	0	0	0
Miami	— DNP —									
North Carolina	0	0	0	0.0-0	0.0-0	0	0	0	0	0
Pittsburgh	0	0	0	0.0-0	0.0-0	0	0	0	0	0
Virginia	— DNP —									
Wake Forest	0	1	1	0.0-0	0.0-0	1	0	0	0	0
Indiana	— DNP —									

Year	G/GS	Solo	Ast	Total	TFL	QBS	INT	PBU	CF	FR	QBH
2014	3/0	0	3	3	0.0-0	0.0-0	0	0	0	0	0
2015	9/0	0	4	4	0.0-0	0.0-0	1	0	0	0	0
Total	12/0	0	7	7	0.0-0	0.0-0	1	0	0	0	0



## 2 Javon Jackson

S • 5-11, 180 • FR.

TYRONE, GA.

SANDY CREEK HIGH SCHOOL

### PRIOR TO DUKE

Three-year letterman at Sandy Creek High School under head coach Chip Walker ... three-star prospect according to *ESPN.com*, *Rivals.com*, *247Sports.com* and *Scout.com* ... rated as the No. 47 cornerback in the country by *ESPN.com* and the No. 67 cornerback in the nation by *247Sports.com* ... 2015 *Atlanta Journal-Constitution* first team all-state selection as a defensive back as well as a first team all-state Georgia Sports Writers Association (GSWA) Class AAAA All-State honoree ... Southside All-Metro Team selection by the *Atlanta Journal-Constitution*, Fayette County Player of the Year by the *Fayette County News* and the Southern Crescent Co-Defensive Player of the Year as a senior ... also received the AAAA Region 5 Ironman Award, an honor presented to the best two-way player ... during senior year, registered 32 tackles, seven INTs and eight PBUs ... ranked tied for first in the region with seven INTs ... returned seven kickoffs for 195 yards and nine punts for 176 yards ... helped the Patriots to a 9-3 record and a trip to the Georgia High School Association (GHSAA) AAAA playoffs ... as a junior, carded 58 tackles, six INTs to tie for the most in the state, three PBUs and four caused fumbles ... earned GSWA second team all-state and first team All-Region 5-AAAA accolades ... helped the Patriots to an 11-2 overall record ... recorded 16 tackles during sophomore campaign as the Patriots went 11-1-1 and with lone defeat coming in the GHSAA AAAA quarterfinals ... also lettered in basketball.

### PERSONAL

Son of Renee and Rodney Jackson ... born September 28, 1997.



# 17

## Daniel Jones

QB • 6-5, 210 • R-FR.

CHARLOTTE, N.C.

CHARLOTTE LATIN HIGH SCHOOL

### 2016

Reserve quarterback.

### 2015

Did not see game action.

### PRIOR TO DUKE

Three-year letterman at Charlotte Latin High School under coach Larry McNulty ... helped the Hawks to a 19-5 record and two state championship game appearances ... voted the team's most valuable offensive player all three years as a starter ... elected a team captain as both a junior and senior ... during final campaign, led Charlotte Latin to the North Carolina Independent Schools Athletic Association (NCISAA) Division I state championship game against Charlotte Christian School ... as a senior, earned first team NCISAA all-state honors, first team all-conference accolades and the *South Charlotte Sports Report* Quarterback of the Year Award as part of the 4th Annual Charlotte Football Awards ... departed Charlotte Latin with school's records for total offensive yards (8,344), total passing yards (6,997) and total TDs (98) ... as a senior, completed 151-of-268 passes for 2,949 yards and 43 TDs ... also ran 109 times for 778 yards and 10 TDs ... set single-season school records for total yards, passing yards and passing touchdowns as the team went 10-2 ... guided team from 4-6 record in first season as a starter to 9-3 as a junior and a spot in the NCISAA Division I state title game ... earned second team NCISAA all-state accolades and was an all-conference honoree after junior campaign ... completed 158-of-290 passes for 2,398 yards and 27 TDs as a junior ... contributed 367 rushing yards and three TDs as a junior ... earned three letters in basketball, serving as a team co-captain during senior season.

### PERSONAL

Son of Becca and Steve Jones ... born May 27, 1997.



# 20

## Jake Kite

S • 6-0, 185 • R-JR.

ROANOKE, VA.

HIDDEN VALLEY HIGH SCHOOL

### 2016

Reserve safety ... in 19 career games, has five tackles including a personal-high two stops against Pittsburgh in 2014 and N.C. Central in 2015 ... has played 208 career snaps.

### 2015

Played in 11 games ... missed the Georgia Tech and Wake Forest weeks ... carded two tackles, both in the win against N.C. Central ... missed the contact portion of spring practice while recovering from knee surgery performed on November 24, 2014, to repair torn right anterior cruciate ligament suffered against Virginia Tech on November 15, 2014 ... played 150 snaps.

### 2014

Played in eight games ... suffered season-ending knee injury in week 10 versus Virginia Tech ... underwent surgery on November 24, 2014 to repair torn right anterior cruciate ligament ... totaled three tackles including a season-high two stops at Pittsburgh ... on the field for 58 snaps.

### 2013

Did not see game action.

### PRIOR TO DUKE

Four-year letterman at Hidden Valley under coach Scott Weaver ... charted as the No. 39 safety in the nation by *ESPN.com* ... two-time first team all-state (AA) selection by *VirginiaPreps.com* ... two-time Defensive Player of the Year pick by the *Roanoke Times* ... two-time Virginia Region IV Defensive Player of the Year choice ... two-time River Ridge District Defensive Player of the Year honoree ... earned first team all-district and all-region honors as a kick return specialist in 2012 after returning 14 kickoffs for 304 yards and 19 punts for 215 yards ... in senior season, carded 120 total tackles, six caused fumbles and four fumble recoveries along with 33 receptions for 392 yards and six TDs ... as a junior, posted 148 tackles and four INTs ... also lettered in wrestling.

### PERSONAL

Son of Christie and Christopher Kite ... born July 6, 1994 ... father was a member of the football team as a defensive back and wide receiver at the University of Virginia from 1984-87, helping the Cavaliers to a four-year record of 25-19-2 with Peach Bowl and All American Bowl victories following the 1984 and 1987 seasons, respectively ... majoring in public policy studies.

### STATISTICS

#### 2014

Opponent	Solo	Ast	Total	TFL	QBS	INT	PBU	CF	FR	QBH
Elon	— DNP —									
Troy	— DNP —									
Kansas	0	0	0	0.0-0	0.0-0	0	0	0	0	0
Tulane	0	0	0	0.0-0	0.0-0	0	0	0	0	0
Miami	0	0	0	0.0-0	0.0-0	0	0	0	0	0
Georgia Tech	0	0	0	0.0-0	0.0-0	0	0	0	0	0
Virginia	0	1	1	0.0-0	0.0-0	0	0	0	0	0
Pittsburgh	2	0	2	0.0-0	0.0-0	0	0	0	0	0
Syracuse	0	0	0	0.0-0	0.0-0	0	0	0	0	0
Virginia Tech	0	0	0	0.0-0	0.0-0	0	0	0	0	0
North Carolina	— DNP —									
Wake Forest	— DNP —									
Arizona State	— DNP —									

#### 2015

Opponent	Solo	Ast	Total	TFL	QBS	INT	PBU	CF	FR	QBH
Tulane	0	0	0	0.0-0	0.0-0	0	0	0	0	0
N.C. Central	2	0	2	0.0-0	0.0-0	0	0	0	0	0
Northwestern	0	0	0	0.0-0	0.0-0	0	0	0	0	0
Georgia Tech	— DNP —									
Boston College	0	0	0	0.0-0	0.0-0	0	0	0	0	0
Army West Point	0	0	0	0.0-0	0.0-0	0	0	0	0	0
Virginia Tech	0	0	0	0.0-0	0.0-0	0	0	0	0	0
Miami	0	0	0	0.0-0	0.0-0	0	0	0	0	0
North Carolina	0	0	0	0.0-0	0.0-0	0	0	0	0	0
Pittsburgh	0	0	0	0.0-0	0.0-0	0	0	0	0	0
Virginia	0	0	0	0.0-0	0.0-0	0	0	0	0	0
Wake Forest	— DNP —									
Indiana	0	0	0	0.0-0	0.0-0	0	0	0	0	0

Year	G/GS	Solo	Ast	Total	TFL	QBS	INT	PBU	CF	FR	QBH
2014	8/0	2	1	3	0.0-0	0.0-0	0	0	0	0	0
2015	11/0	2	0	2	0.0-0	0.0-0	0	0	0	0	0
Total	19/0	4	1	5	0.0-0	0.0-0	0	0	0	0	0





## 47 Will Kline

K/P • 6-1, 190 • JR.

MONTCLAIR, N.J.

MONTCLAIR HIGH SCHOOL

### 2016

Walk-on reserve specialist ... in two career games, has kicked off twice with one touchback and one failed onside kick attempt.

### 2015

Played in two games ... against N.C. Central, had one kickoff resulting in a touchback ... at Virginia, had one failed onside kickoff attempt ... on the field for two plays.

### 2014

Did not see game action.

### PRIOR TO DUKE

Four-year letterwinner at Montclair under coach John Fiore ... team advanced to the state championship all four years, winning the title in 2012 and 2013 ... squad posted consecutive 12-0 records during final two campaigns ... lone loss suffered as a sophomore was in the state title tilt ... led the state in touchbacks final three seasons ... set Montclair single-season records for most field goals made (7), touchbacks (45), points kicking (78) and punting average (42.7 yards) during senior year ... also established state playoff record with a 52-yard field goal ... in addition to kicking duties, served as a backup running back, wide receiver and quarterback all four years ... during career, rushed seven times for 51 yards, caught 12 passes for 271 yards and four touchdowns and completed two-of-four passes for 29 yards and a score ... as a senior, kicked off 77 times for 4,385 yards and 45 touchbacks ... tallied 51 KO's for 2,508 yards and 32 touchbacks as a junior and 83 kickoffs for 4,350 yards and 32 touchbacks during sophomore season ... as a senior, converted 55-of-59 PATs and seven-of-16 field goals ... punted 25 times in career, averaging 39.2 yards per boot during junior year and 42.7 as a senior ... also lettered in baseball and track and field.

### PERSONAL

Son of David and Christina Kline ... father was a three-year letterwinner (1983-84-85) as a running back at Yale ... great uncle, Byrd Looper, was a three-year letterwinner (1951-52-53) as a fullback at Duke before graduating in 1953 ... aunt, Cynthia Baker (1987), uncle, Jon Zeitler (1987) and cousin, Emily Jorgens (2014), are all Duke University graduates ... majoring in economics with a minor in English ... also pursuing a certificate in philosophy, politics and economics.



## 81 Davis Koppenhaver

TE • 6-4, 230 • R-SO.

VALENCIA, CALIF.

HART HIGH SCHOOL

### 2016

Charted as a second string tight end ... in three career games, has caught one pass for five yards (5.00) ... has played 30 career snaps.

### 2015

Did not see game action ... underwent surgery on March 9, 2015, to repair left shoulder labral.

### 2014

Played in three games ... saw action against Elon, Kansas and Tulane ... caught one pass for five yards (5.00) ... first collegiate reception came versus Elon ... one of five true freshmen to earn a varsity letter, joining Xavier Carmichael, Zach Muñoz, Alonzo Saxton II and Shaun Wilson ... on the field for 30 snaps.

### PRIOR TO DUKE

Three-year letterman at Hart under Mike Herrington ... charted as the No. 37 tight end in the country by *ESPN.com* ... helped squad to three-year record of 28-11 with three state playoff berths and the 2013 CIF championship ... named to the 2013 American Family Insurance ALL-USA California Football Team by *USA Today* ... all-state pick by both *MaxPreps* (2nd team) and *Cal-Hi Sports* (3rd team) ... first team all-league, all-area and all-CIF selection following senior season ... as a senior, caught 85 passes for 981 yards and five TDs ... career totals included 121 receptions for 1,525 yards and 10 TDs ... also lettered in basketball, earning all-league honors.

### PERSONAL

Son of Dave and Sharon Koppenhaver ... born January 24, 1996 ... majoring in psychology ... also pursuing a certificate in markets and management

### STATISTICS

#### 2014

Opponent	Rec	Yds	Lg	TD	Rush	Yds	Lg	TD
Elon	1	5	5	0	0	0	0	0
Troy	— DNP —							
Kansas	0	0	0	0	0	0	0	0
Tulane	0	0	0	0	0	0	0	0
Miami	— DNP —							
Georgia Tech	— DNP —							
Virginia	— DNP —							
Pittsburgh	— DNP —							
Syracuse	— DNP —							
Virginia Tech	— DNP —							
North Carolina	— DNP —							
Wake Forest	— DNP —							
Arizona State	— DNP —							

#### 2015 — Did not play

Year	G/GS	Rec	Yards	Avg.	TD	Lg
2014	3/0	1	5	5.00	0	5
2015	— Did not play —					
Total	3/0	1	5	5.00	0	5



## 78 Sterling Korona

OG • 6-7, 290 • R-JR.

SAN ANTONIO, TEXAS

RONALD REAGAN HIGH SCHOOL

### 2016

Enters the fall in contention for the starting left guard position with Zach Baker ... has played both guard and tackle during his tenure at Duke ... in 12 career games, has played 173 total snaps ... joins OT Robert Kraeling, OT Reno Rosene and TE Erich Schneider as the tallest members of the program at 6'7".

### 2015

Played in seven games ... saw action against Tulane, N.C. Central, Georgia Tech, Army West Point, Miami, North Carolina and Indiana ... on the field for 111 total snaps.

### 2014

Played in five games ... saw action against Elon, Kansas, Tulane, Syracuse and North Carolina ... on the field for 62 total snaps.

### 2013


Did not see game action ... recipient of the program's Sonny Falcone Iron Duke Award which is presented annually to one offensive player, one defensive player and one player in the developmental program for their year-round commitment to strength training and conditioning.

### PRIOR TO DUKE

Two-year letterman at Ronald Reagan under coach David Wetzel ... helped Ronald Reagan to a two-year record of 19-6 with a pair of state playoff appearances ... charted as the No. 68 offensive tackle in the nation by both *ESPN.com* and *247Sports.com* ... Texas Class 5A All-Super Team choice and all-area selection by the *San Antonio Express-News* following senior season ... Texas District 26-5A first team all-district pick and team offensive MVP in 2012 ... also participated in track and field.

### PERSONAL

Son of Laura Korona-Ureste and Mark Ureste ... born November 8, 1994 ... majoring in history while minoring in psychology ... also pursuing a certificate in markets and management.



## 77 Robert Kraeling

OT • 6-7, 270 • FR.

BISHOP, GA.


PRINCE AVENUE CHRISTIAN HIGH SCHOOL

### PRIOR TO DUKE

Four-year letterman at Prince Avenue Christian School under head coach Jeff Herron ... four-star prospect by *ESPN.com* and *Rivals.com* and three-star prospect by *247Sports.com* and *Scout.com* ... ranked No. 229 on the *Rivals250* and at No. 284 on the *ESPN300* ... tabbed as the No. 16 offensive tackle in the country by *Rivals.com*, No. 24 by *ESPN.com*, No. 34 by *247Sports.com* and No. 52 by *Scout.com* ... selected to take part in the 2016 Semper Fidelis All-American Game ... helped the East squad to a 28-13 victory versus ... named first team all-state (1-A) by the Georgia Sportswriters Association as a junior and senior ... an *Atlanta Journal Constitution* first team all-state pick and *USA TODAY* High School Sports American Family Insurance ALL-USA Georgia Team honoree following senior year ... earned a place on the All-Region 8-A Team as a senior ... guided the Wolverines to a 12-1 mark and a Georgia High School Association (GHSA) A Private state semifinal berth ... team captured the A Region 8 title with an 8-0 record ... as a junior, helped squad to a 9-3 ledger and playoff berth ... earned all-region and *Athens Banner-Herald* all-area accolades ... during sophomore season, helped the Wolverines to 10-2 record and the A Region 8 title with a 6-0 mark ... as a freshman, team went 11-3 and advanced to the GHSA A Private state championship game ... also lettered in basketball.

### PERSONAL

Son of Kim and Bill Kraeling ... born September 9, 1997.



## 84 Trevon Lee

WR • 6-1, 185 • R-SO.

PLANTATION, FLA.

CARDINAL GIBBONS HIGH SCHOOL

### 2016

Charted as a second string wide receiver ... in four career games, has played 24 snaps.

### 2015

Played in four games ... saw action against Tulane, N.C. Central, Boston College and North Carolina ... on the field for 24 snaps.

### 2014

Did not see game action.

### PRIOR TO DUKE

Three-year letterman at Cardinal Gibbons under Mike Morrill ... listed as the No. 33 wide receiver in the country and the No. 235 overall prospect nationally by *ESPN.com* ... consensus national top-100 wideout ... helped team to three-year record of 25-8 with three state playoff berths ... had 48 pass receptions for 743 yards and five TDs in senior season ... caught 35 passes for 704 yards and 11 TDs as a junior ... finished career with 115 catches for 2,154 yards and 26 TDs ... set school career records for pass receptions and receiving yardage ... became first player in school history with three seasons of 700+ receiving yards ... three-time all-county selection ... also lettered in track and field.

### PERSONAL

Son of Devon Lee ... born December 7, 1995 ... majoring in political science with a minor in psychology ... also pursuing a certificate in markets and management.



## 26 Dillon Leovic

WR • 6-5, 185 • SO.

HILLSBOROUGH, N.C.

NORTHERN DURHAM HIGH SCHOOL

### 2016

Walk-on reserve wide receiver.

### 2015

Did not see game action.

### PRIOR TO DUKE

Two-year letterman at Northern Durham High School under coach R.J. Wilson ... earned all-conference honors as a senior ... also lettered in basketball, soccer and tennis.

### PERSONAL

Son of Todd Leovic and Kelly Witter ... mother graduated from Duke in 1983 ... born December 20, 1996.



## 5 Johnathan Lloyd

WR • 6-0, 190 • R-SO.

GRAHAM, N.C.

SOUTHERN ALAMANCE HIGH SCHOOL

### 2016

Reserve wide receiver ... shifted from the defensive backfield to wide receiver during spring practice ... in 11 career games, has three tackles ... has played 95 career snaps ... earned varsity letters as a member of the Duke baseball team in both 2015 and 2016 ... in the program's post-spring strength and conditioning evaluation, led the WR group in both bench press (315 lbs.) and power clean lift (286 lbs.) ... made transition from quarterback to the defensive secondary following spring drills prior to the 2014 season ... underwent arthroscopic surgery on left ankle on June 20, 2014 ... in December, 2013, participated in Duke's on-campus practices prior to the program's appearance in the 46th annual Chick-fil-A Bowl ... enrolled at Duke in January, 2014.

### 2015

Recipient of the program's Sonny Falcone Iron Duke Award, an honor presented annually to one offensive player, one defensive player and one player in the developmental program for their year-round commitment to strength training and conditioning ... played in 11 games ... missed the Miami and Pittsburgh contests due to injury ... returned one kickoff for 16 yards ... credited with three tackles ... on the field for 95 snaps.

### 2014

Did not see game action ... in December, 2013, participated in Duke's on-campus practices prior to the program's appearance in the 46th annual Chick-fil-A Bowl ... enrolled at Duke in January, 2014.

### 2016 DUKE BASEBALL

Played in one game as Duke went 33-24 overall and 14-15 in ACC regular season play while earning a bid to the NCAA Tournament for the first time since 1961 ... lone appearance came in a 9-1 win over Maryland Eastern Shore on March 15.

### 2015 DUKE BASEBALL

Played in 22 games with 10 starting assignments while helping the Blue Devils to a 31-22 overall record and 10-19 ledger in ACC play ... started seven times in the outfield and three games as the designated hitter ... batted .243 (9-37) with three doubles, two RBI and one stolen base ... scored five runs, drew five walks and was hit by pitch three times ... logged a .324 slugging percentage and .378 on-base percentage ... committed one error in 19 fielding chances (.947) ... singled in first collegiate plate appearance against N.C. Central on February 25 ... first career extra base hit was a double versus Yale on March 10 ... in first career start, went 3-for-5 with one double and one RBI in a win over Davidson on April 7.

### PRIOR TO DUKE

Four-year letterman at Southern Alamance under Andrew Carrouth ... charted as the No. 28 athlete in the nation and the No. 13 overall prospect in North Carolina by *Rivals.com* ... as a senior, threw for 3,068 yards with 26 TDs and seven INTs while rushing for 755 yards and 11 TDs to earn Offensive Player of the Year honors for the region from the *Burlington Times-News* ... compiled 2,663 yards of total offense along with 33 total TDs as a junior ... four-time all-conference and three-time all-region pick ... in prep career, threw for over 5,500 yards with 48 TDs while rushing for over 3,000 yards and 39 TDs ... also participated in basketball and baseball.

### PERSONAL

Son of Heith and the late Angela Lloyd ... born December 4, 1995 ... majoring in African/African American Studies ... also pursuing a certificate in markets and management.

### STATISTICS

Year	G/GS	Solo	Ast	Total	TFL	QBS	INT	PBU	CF	FR	QBH
2015	11/0	2	1	3	0.0-0	0.0-0	0	0	0	0	0
Total	11/0	2	1	3	0.0-0	0.0-0	0	0	0	0	0

Year	G/GS	KOR	Yards	Avg.	TD	Lg
2015	11/0	1	16	16.00	0	16
Total	11/0	1	16	16.00	0	16

### BASEBALL STATISTICS

Year	G/GS	AB	R	H	2B	3B	HR	RBI	BB	K	SB-A	AVG.
2015	22/10	37	5	9	3	0	0	2	5	14	1-1	.243
2016	1/0	1	0	0	0	0	0	0	0	0	0-0	.000
Total	23/10	38	5	9	3	0	0	2	5	14	1-1	.237



## 90 Terrell Lucas

DE • 6-3, 230 • FR.

HOLLYWOOD, FLA.

MIRAMAR HIGH SCHOOL

### PRIOR TO DUKE

Two-year letterman at Miramar High School under head coaches Matt Strout (2014) and Pierre Senatus (2015) ... three-star prospect according to *ESPN.com*, *Rivals.com*, *247Sports.com* and *Scout.com* ... rated by *247Sports.com* as the No. 84 weakside defensive end in the country ... earned second team all-state (8A) honors from the *Associated Press* following senior season ... selected to represent Broward County in the Dade vs. Broward All-Star Football game in January, 2016, and helped Broward to 16-7 win, its first victory in the game's history ... as a junior, helped the Patriots to a 7-3 record, including a 5-1 mark in 8A District 12 action ... team qualified for the Florida High School Athletic Association 8A state playoffs.

### PERSONAL

Son of Tiffany and Terrell Lucas ... born February 9, 1998.





## 15 Quay Mann

RB • 5-9, 200 • R-JR.

ROCKY MOUNT, N.C.

NORTHERN NASH HIGH SCHOOL

### 2016

Reserve running back ... made the transition from safety into the offensive backfield in August, 2015 ... in 18 games, has five career tackles ... in the program's post-spring strength and conditioning evaluation, ranked second among RBs and seventh overall with a combined three-lift (Bench press, squat & power clean) total of 1,152 pounds ... has played 190 career snaps.

### 2015

Played in 12 games ... did not see action against Boston College ... shifted from safety into the offensive backfield in August, 2015 ... credited with three tackles and one fumble recovery on special teams ... recovered fumble on the opening kickoff of the Miami game ... on the field for 148 snaps.

### 2014

Played in six games ... saw action in the final six contests of the season ... recorded two total tackles ... had single stops against Syracuse and North Carolina ... on the field for 42 snaps.

### 2013

Did not see game action ... enrolled at Duke in January, 2013.

### PRIOR TO DUKE

Four-year letterman at Northern Nash under coach Mickey Crouch ... listed as the No. 89 cornerback in the nation by *ESPN.com* ... first team all-state (3A) honors from *Carolina-Preps.com* as a senior ... three-time all-conference selection ... first team all-area pick by the *Rocky Mount Telegram* in 2012 ... as a senior, served as a team captain and posted 30 tackles and one INT while totaling 900 all-purpose yards and 11 TDs ... had 43 tackles, five INTs and two caused fumbles during junior season ... selected to play in the 76th annual Shrine Bowl of the Carolinas on December 15, 2012, in Spartanburg, S.C. ... also lettered in track and field.

### PERSONAL

Son of Velva Mann-Hunter and Raymond Hunter ... born January 22, 1995 ... majoring in psychology while minoring in sociology.

### STATISTICS

Year	G/GS	Solo	Ast	Total	TFL	QBS	INT	PBU	CF	FR	QBH
2014	6/0	0	2	2	0.0-0	0.0-0	0	0	0	0	0
2015	12/0	1	2	3	0.0-0	0.0-0	0	0	0	1	0
Total	18/0	1	4	5	0.0-0	0.0-0	0	0	0	1	0



## 26 Corbin McCarthy

S • 5-10, 200 • R-SR.

NORCO, CALIF.

NORCO SENIOR HIGH SCHOOL

### 2016

Scheduled starter at the Strike safety position, taking over for three-time All-America pick Jeremy Cash, the 2015 ACC Defensive Player of the Year and Nagurski Award finalist who signed a free agent contract with the NFL's Carolina Panthers in May, 2016 ... in 41 career games (6 starts), has 61 tackles, 2.5 tackles for loss, 1.0 quarterback sack, one INT, one PBU and two QB pressures ... has played 1,307 career snaps ... has 18 career games with 2+ tackles including a personal-high five stops against both Memphis in 2013 and Kansas in 2014 ... one of five Duke defensive backs with 25+ games played and 1,000+ total snaps of experience entering the 2016 season, joining CB Breon Borders, CB DeVon Edwards, CB Bryon Fields and S Deondre Singleton ... in May, 2013, received medical hardship waiver for the 2012 season from the ACC ... in the program's post-spring strength and conditioning evaluation, led the DB group in both bench press (405 lbs.) and squat lift (470 lbs.) while ranking first among DBs and fourth overall with a combined three-lift (Bench press, squat & power clean) total of 1,178 pounds ... holds program records for bench press lift (405 lbs.) and 225-pound bench press repetitions (28) by a defensive back.

### 2015

Played in all 13 games with two starts ... earned starting assignments against Wake Forest and Indiana ... posted 15 tackles, 1.0 TFL, one INT, one PBU and one QB pressure ... had 2+ tackles in five games including a season-high four stops in the New Era Pinstripe Bowl victory over Indiana ... carded first collegiate INT in win at Army West Point ... on the field for 495 total snaps.

### 2014

Played in all 13 games ... recorded 19 tackles, 0.5 tackle for loss and one QB pressure ... had 2+ tackles in four weeks including a season-high five stops in the win over Kansas ... added a half-tackle for loss against the Jayhawks ... logged three stops versus both Elon and Virginia Tech ... on the field for 358 total snaps.

### 2013

Played in 13 games with four starting assignments ... missed the Pittsburgh game due to injury ... earned starts against N.C. Central, Memphis, Georgia Tech and Navy ... registered 23 tackles, 1.0 tackle for loss and 1.0 quarterback sack ... had 2+ tackles in eight games including a season-high five stops in the win at Memphis ... in the road win at Virginia, registered first collegiate sack with a third down, 11-yard loss for QB David Watford to help the Blue Devils rally from a 22-0 deficit to post a 35-22 victory in Charlottesville ... on the field for 404 total snaps.

### 2012

Played in two games ... saw action against FIU and Stanford before suffering season-ending left shoulder injury versus the Cardinal ... underwent surgery on September 17, 2012 ... had four total tackles including a season-high three in the season-opening victory over FIU ... on the field for 50 total snaps including a season-high 33 against FIU ... in May, 2013, received a medical hardship waiver for the 2012 season from the ACC.

### PRIOR TO DUKE

Three-year letterman at Norco Senior under coach Todd Gerhart ... helped Norco to a three-year record of 26-10 with three state playoff appearances and one league championship ... as a senior, carded 72 tackles, six tackles for loss and 23 PBUs en route to earning first team All-CIF honors ... had 52 tackles, four PBUs and one INT as a junior as Norco went 9-3 and finished second in the Big VIII League standings ... registered 48 tackles, three PBUs and two INTs during sophomore campaign as Norco posted an 11-2 ledger and captured the Big VIII League title with a perfect 7-0 record ... two-time all-conference and All-CIF selection ... also lettered in baseball.

### PERSONAL

Son of Kenneth and Raychel McCarthy ... born April 7, 1994 ... high school teammate of current Blue Devil running back Joseph Ajeigbe ... majoring in evolutionary anthropology ... also pursuing a certificate in markets and management.

## STATISTICS

## 2012

Opponent	Solo	Ast	Total	TFL	QBS	INT	PBU	CF	FR	QBH
FIU	2	1	3	0.0-0	0.0-0	0	0	0	0	0
Stanford	1	0	1	0.0-0	0.0-0	0	0	0	0	0
N.C. Central	—	DNP	—	—	—	—	—	—	—	—
Memphis	—	DNP	—	—	—	—	—	—	—	—
Wake Forest	—	DNP	—	—	—	—	—	—	—	—
Virginia	—	DNP	—	—	—	—	—	—	—	—
Virginia Tech	—	DNP	—	—	—	—	—	—	—	—
North Carolina	—	DNP	—	—	—	—	—	—	—	—
Florida State	—	DNP	—	—	—	—	—	—	—	—
Clemson	—	DNP	—	—	—	—	—	—	—	—
Georgia Tech	—	DNP	—	—	—	—	—	—	—	—
Miami	—	DNP	—	—	—	—	—	—	—	—
Cincinnati	—	DNP	—	—	—	—	—	—	—	—

## 2013

Opponent	Solo	Ast	Total	TFL	QBS	INT	PBU	CF	FR	QBH
N.C. Central <sup>1</sup>	1	0	1	0.0-0	0.0-0	0	0	0	0	0
Memphis <sup>2</sup>	3	2	5	0.0-0	0.0-0	0	0	0	0	0
Georgia Tech <sup>3</sup>	1	0	1	0.0-0	0.0-0	0	0	0	0	0
Pittsburgh	—	DNP	—	—	—	—	—	—	—	—
Troy	1	1	2	0.0-0	0.0-0	0	0	0	0	0
Navy <sup>4</sup>	1	1	2	0.0-0	0.0-0	0	0	0	0	0
Virginia	2	1	3	1.0-11	1.0-11	0	0	0	0	0
Virginia Tech	0	0	0	0.0-0	0.0-0	0	0	0	0	0
N.C. State	2	0	2	0.0-0	0.0-0	0	0	0	0	0
Miami	0	1	1	0.0-0	0.0-0	0	0	0	0	0
Wake Forest	2	0	2	0.0-0	0.0-0	0	0	0	0	0
North Carolina	0	2	2	0.0-0	0.0-0	0	0	0	0	0
Florida State	0	0	0	0.0-0	0.0-0	0	0	0	0	0
Texas A&M	2	0	2	0.0-0	0.0-0	0	0	0	0	0

## 2014

Opponent	Solo	Ast	Total	TFL	QBS	INT	PBU	CF	FR	QBH
Elon	1	2	3	0.0-0	0.0-0	0	0	0	0	1
Troy	1	0	1	0.0-0	0.0-0	0	0	0	0	0
Kansas	1	4	5	0.5-1	0.0-0	0	0	0	0	0
Tulane	0	2	2	0.0-0	0.0-0	0	0	0	0	0
Miami	0	0	0	0.0-0	0.0-0	0	0	0	0	0
Georgia Tech	1	0	1	0.0-0	0.0-0	0	0	0	0	0
Virginia	0	1	1	0.0-0	0.0-0	0	0	0	0	0
Pittsburgh	1	0	1	0.0-0	0.0-0	0	0	0	0	0
Syracuse	0	1	1	0.0-0	0.0-0	0	0	0	0	0
Virginia Tech	3	0	3	0.0-0	0.0-0	0	0	0	0	0
North Carolina	0	0	0	0.0-0	0.0-0	0	0	0	0	0
Wake Forest	0	1	1	0.0-0	0.0-0	0	0	0	0	0
Arizona State	0	0	0	0.0-0	0.0-0	0	0	0	0	0

## 2015

Opponent	Solo	Ast	Total	TFL	QBS	INT	PBU	CF	FR	QBH
Tulane	1	0	1	0.0-0	0.0-0	0	0	0	0	0
N.C. Central	1	1	2	1.0-3	0.0-0	0	0	0	0	0
Northwestern	0	0	0	0.0-0	0.0-0	0	0	0	0	0
Georgia Tech	0	0	0	0.0-0	0.0-0	0	0	0	0	0
Boston College	0	0	0	0.0-0	0.0-0	0	0	0	0	0
Army West Point	0	0	0	0.0-0	0.0-0	1	0	0	0	0
Virginia Tech	2	1	3	0.0-0	0.0-0	0	0	0	0	0
Miami	0	0	0	0.0-0	0.0-0	0	0	0	0	0
North Carolina	1	2	3	0.0-0	0.0-0	0	0	0	0	0
Pittsburgh	0	0	0	0.0-0	0.0-0	0	0	0	0	0
Virginia	1	1	2	0.0-0	0.0-0	0	0	0	0	0
Wake Forest <sup>6</sup>	0	0	0	0.0-0	0.0-0	0	1	0	0	1
Indiana <sup>7</sup>	2	2	4	0.0-0	0.0-0	0	0	0	0	0

Year	G/GS	Solo	Ast	Total	TFL	QBS	INT	PBU	CF	FR	QBH
2012	2/0	3	1	4	0.0-0	0.0-0	0	0	0	0	0
2013	13/5	15	8	23	1.0-11	1.0-11	0	0	0	0	0
2014	13/0	8	11	19	0.5-1	0.0-0	0	0	0	0	1
2015	13/2	8	7	15	1.0-3	0.0-0	1	1	0	0	1
<b>Total</b>	<b>41/7</b>	<b>34</b>	<b>27</b>	<b>61</b>	<b>2.5-15</b>	<b>1.0-11</b>	<b>1</b>	<b>1</b>	<b>0</b>	<b>0</b>	<b>2</b>



# 51

## Dominic McDonald

DE • 6-2, 240 • R-JR.

LONGWOOD, FLA.

LAKE BRANTLEY HIGH SCHOOL

## 2016

Reserve defensive end ... in 11 career games, has three tackles and one QB pressure ... has played 88 career snaps ... enrolled at Duke in January, 2013.

## 2015

Played in eight games ... saw action versus Tulane, N.C. Central, Army West Point, Miami, North Carolina, Pittsburgh, Virginia and Indiana ... shifted from linebacker to defensive end ... posted two tackles and one QB pressure ... on the field for 60 snaps.

## 2014

Played in three games ... saw action against Elon, Troy and Kansas ... recorded one tackle against Elon ... on the field for 28 total snaps.

## 2013

Did not see game action ... enrolled at Duke in January, 2013 ... did not participate in spring practice after undergoing knee surgery on February 25, 2013.

## PRIOR TO DUKE

Four-year letterman at Lake Brantley under coach George Clayton ... helped Lake Brantley to three straight state playoff berths (2010-11-12) ... listed as the No. 59 outside linebacker in the country by *ESPN.com* ... received first team all-state (8A) honors from the *Associated Press* after senior season ... as a senior, totaled 65 tackles, 14 TFL and eight sacks ... recorded 50 tackles including 12 TFL as a junior selected to play in the Florida North-South All-Star game on December 19, 2012 in Sebring, Fla. ... also lettered in weightlifting.

## PERSONAL

Son of Jill and Joey McDonald ... born December 26, 1994 ... majoring in theater studies.

## STATISTICS

## 2014

Opponent	Solo	Ast	Total	TFL	QBS	INT	PBU	CF	FR	QBH
Elon	0	1	1	0.0-0	0.0-0	0	0	0	0	0
Troy	0	0	0	0.0-0	0.0-0	0	0	0	0	0
Kansas	0	0	0	0.0-0	0.0-0	0	0	0	0	0
Tulane	—	DNP	—	—	—	—	—	—	—	—
Miami	—	DNP	—	—	—	—	—	—	—	—
Georgia Tech	—	DNP	—	—	—	—	—	—	—	—
Virginia	—	DNP	—	—	—	—	—	—	—	—
Pittsburgh	—	DNP	—	—	—	—	—	—	—	—
Syracuse	—	DNP	—	—	—	—	—	—	—	—
Virginia Tech	—	DNP	—	—	—	—	—	—	—	—
North Carolina	—	DNP	—	—	—	—	—	—	—	—
Wake Forest	—	DNP	—	—	—	—	—	—	—	—
Arizona State	—	DNP	—	—	—	—	—	—	—	—

## 2015

Opponent	Solo	Ast	Total	TFL	QBS	INT	PBU	CF	FR	QBH
Tulane	0	0	0	0.0-0	0.0-0	0	0	0	0	0
N.C. Central	1	0	1	0.0-0	0.0-0	0	0	0	0	1
Northwestern	—	DNP	—	—	—	—	—	—	—	—
Georgia Tech	—	DNP	—	—	—	—	—	—	—	—
Boston College	—	DNP	—	—	—	—	—	—	—	—
Army West Point	0	1	1	0.0-0	0.0-0	0	0	0	0	0
Virginia Tech	—	DNP	—	—	—	—	—	—	—	—
Miami	0	0	0	0.0-0	0.0-0	0	0	0	0	0
North Carolina	0	0	0	0.0-0	0.0-0	0	0	0	0	0
Pittsburgh	0	0	0	0.0-0	0.0-0	0	0	0	0	0
Virginia	0	0	0	0.0-0	0.0-0	0	0	0	0	0
Wake Forest	—	DNP	—	—	—	—	—	—	—	—
Indiana	0	0	0	0.0-0	0.0-0	0	0	0	0	0

Year	G/GS	Solo	Ast	Total	TFL	QBS	INT	PBU	CF	FR	QBH
2014	3/0	0	1	1	0.0-0	0.0-0	0	0	0	0	0
2015	8/0	1	1	2	0.0-0	0.0-0	0	0	0	0	1
<b>Total</b>	<b>11/0</b>	<b>1</b>	<b>2</b>	<b>3</b>	<b>0.0-0</b>	<b>0.0-0</b>	<b>0</b>	<b>0</b>	<b>0</b>	<b>0</b>	<b>1</b>



9

## Jeremy McDuffie

CB • 5-11, 170 • SO.

SNELLVILLE, GA.

SHILOH HIGH SCHOOL

### 2016

Listed as a second string cornerback behind three-year starter Breon Borders ... in 13 career games (2 starts), has compiled 17 tackles and one INT ... has played 389 career snaps ... has 2+ tackles in four career games including a personal-high five stops at Virginia Tech in 2015.

### 2015

Played in all 13 games with two starts ... earned starting assignments against North Carolina and Pittsburgh ... carded 17 tackles and one INT ... had 2+ tackles in four games including a season-high five stops at Virginia Tech ... first collegiate INT came against Miami ... one of five Duke freshmen to earn varsity letter, joining Brandon Boyce, Ben Humphreys, Marquies Price and T.J. Rahming ... on the field for 389 snaps.

### PRIOR TO DUKE

Four-year letterwinner at Shiloh High School for coach Troy Hobbs ... rated as the No. 49 cornerback in the country by *ESPN.com* and the No. 48 cornerback in the *Rivals.com* listing ... in eight games as a senior, recorded 70 tackles, 10 PBUs and two INTs ... second team all-county honoree ... selected to play in the Gwinnett County All-Star Game, but did not play due to injury ... in September of 2014, honored as a Touchdown Club of Gwinnett Player of the Month ... as a junior, tallied 56 tackles, 11 PBUs and two INTs while rushing for 527 yards and four TDs ... earned all-county honors after junior campaign ... also a track and field standout, helping the Generals to their first Georgia High School Association (GHSAA) AAAAAA state championship as a junior ... in the title meet, won the 110 high hurdles, 300 intermediate hurdles and triple jump and was part of the winning 4x100 relay team ... member of the 4x400 relay that placed second at the state meet ... won the Class AAAAAA high point award and scored more points (34.5) than any individual in any classification and more points than 39 other schools at the state meet ... in the 110, clocked a time of 13.83 seconds, the sixth fastest in the nation for a high schooler in 2014 and a Gwinnett County all-time mark ... earned *Gwinnett Daily Post* Boys Runner of the Year honors following junior campaign ... as a sophomore at the GHSAA AAAAAA championship meet, placed fourth in the long jump, was part of the fifth-place finishing 4x400 relay and qualified for the finals in the 300 hurdles ... also lettered in swimming and wrestling.

### PERSONAL

Son of Jessilyn and Tyrone McDuffie ... born March 20, 1997.

### STATISTICS

#### 2015

Opponent	Solo	Ast	Total	TFL	QBS	INT	PBU	CF	FR	QBH
Tulane	2	0	2	0.0-0	0.0-0	0	0	0	0	0
N.C. Central	1	0	1	0.0-0	0.0-0	0	0	0	0	0
Northwestern	1	0	1	0.0-0	0.0-0	0	0	0	0	0
Georgia Tech	0	1	1	0.0-0	0.0-0	0	0	0	0	0
Boston College	0	0	0	0.0-0	0.0-0	0	0	0	0	0
Army West Point	0	0	0	0.0-0	0.0-0	0	0	0	0	0
Virginia Tech	2	3	5	0.0-0	0.0-0	0	0	0	0	0
Miami	0	0	0	0.0-0	0.0-0	1	0	0	0	0
North Carolina <sup>1</sup>	3	0	3	0.0-0	0.0-0	0	0	0	0	0
Pittsburgh <sup>2</sup>	2	1	3	0.0-0	0.0-0	0	0	0	0	0
Virginia	0	0	0	0.0-0	0.0-0	0	0	0	0	0
Wake Forest	1	0	1	0.0-0	0.0-0	0	0	0	0	0
Indiana	0	0	0	0.0-0	0.0-0	0	0	0	0	0

Year	G/GS	Solo	Ast	Total	TFL	QBS	INT	PBU	CF	FR	QBH
2015	13/2	12	5	17	0.0-0	0.0-0	1	0	0	0	0
Total	13/2	12	5	17	0.0-0	0.0-0	1	0	0	0	0



74

## Trip McNeill

OG • 6-5, 300 • R-SO.

ADVANCE, N.C.

DAVIE HIGH SCHOOL

### 2016

Charted as the second string right offensive guard behind returning starter Tanner Stone ... in three career games, has played 28 snaps.

### 2015

Played in three games ... saw action versus Tulane, N.C. Central and Army West Point ... on the field for 28 total snaps.

### 2014

Did not see game action.

### PRIOR TO DUKE

Four-year letterman at Davie under both Doug Illing and Devore Holman ... listed as the No. 28 offensive tackle in the nation by *ESPN.com* and the No. 50 offensive guard in the country by *Scout.com* ... helped team to three state playoff berths ... two-time first team all-state pick by the *Associated Press* ... named to the 2013 American Family Insurance ALL-USA North Carolina Football Team by *USA Today* ... two-time all-conference selection ... member of the North Carolina squad for the 77th annual Shrine Bowl of the Carolinas played on December 21, 2013, in Spartanburg, S.C. ... also participated in track and field and wrestling.

### PERSONAL

Son of Frank and Donna McNeill ... born August 13, 1996.



95

## Trevon McSwain

DE • 6-6, 265 • R-FR.

SUWANEE, GA.

LAMBERT HIGH SCHOOL

### 2016

Charted as a second string defensive end.

### 2015

Did not see game action.


### PRIOR TO DUKE

Lettered two years (2012-13) at Lanier High School under coach Bill Wells and one season (2014) at Lambert High School for coach Louis Daniel ... rated by *ESPN.com* as the No. 39 defensive end in the country ... ranked the No. 22 weakside defensive end in the nation by *247Sports.com* ... as a senior, recorded 21 tackles with 1.0 sack, one INT and one fumble recovery ... helped Lambert to a 7-4 mark as a senior and a berth in the Georgia High School Association (GHSAA) Class AAAAAA playoffs ... key piece of a defense that allowed just 188 points, an average of 17.09 per game ... defense held six foes to 10 or fewer points during the campaign ... as a junior at Lanier, booked 67 tackles with 9.0 sacks, tied for the fourth most in Gwinnett County ... added 16 quarterback hurries, four pass breakups and two caused fumbles ... named first team All-Gwinnett County ... helped the squad to a 9-3 record, the program's first GHSAA AAAA playoff berth and home playoff victory with a 26-7 win against Carver ... team's nine victories were the most in program history ... during sophomore year, booked 47 tackles with 3.0 for loss and 2.0 sacks ... also lettered in basketball and track and field.

### PERSONAL

Son of Tanja and Chaz Shivers ... born November 4, 1996.





## 66 Jaylen Miller

OG • 6-3, 315 • FR.  
JACKSONVILLE, FLA.  
PROVIDENCE HIGH SCHOOL

### PRIOR TO DUKE

Four-year letterman at Providence High School under head coach Jeff Kopp ... four-star prospect according to *ESPN.com* ... three-star prospect by *Rivals.com*, *247Sports.com* and *Scout.com* ... rated as the No. 25 offensive guard in the nation by *ESPN.com* ... tabbed as the No. 34 offensive guard in the country by *247Sports.com* and No. 66 by *Scout.com* ... earned first team all-state (3A) honors from the *Associated Press* following final campaign ... participated in the 2016 Blue-Grey All American Bowl in January and helped the Grey squad to a 28-14 victory ... as a senior, guided Providence to a fourth straight Florida High School Athletic Association (FHSA) playoff berth ... named second team all-state (3A) by the *Associated Press* as a junior ... honorable mention *FloridaHSFootball.com* pick as a junior ... helped the Stallions to an 8-3 overall record and trip to the FHSA playoffs ... also lettered in basketball.

### PERSONAL

Son of DeAngela and Kevin Miller ... born February 25, 1998.



## 40 Jacob Morgenstern

S • 6-4, 215 • FR.  
LAGRANGE, N.Y.  
ST. LUKE'S PREPARATORY SCHOOL [CONN.]

### 2016

Reserve safety ... enrolled at Duke in January, 2016.

### PRIOR TO DUKE

Two-year letterman at St. Luke's Preparatory School under head coach Noel Thomas ... played 2012 and 2013 seasons at Roy C. Ketchum High School ... three-star prospect according to *ESPN.com*, *Rivals.com*, *Scout.com* and *247Sports.com* ... rated as the No. 86 athlete in the nation by *247Sports.com* and No. 91 athlete by *ESPN.com* ... tabbed as the No. 56 tight end in the country by *Scout.com* ... earned *USA TODAY* High School Sports American Family Insurance ALL-USA Connecticut Team accolades following final campaign ... as a senior captain, carded 81 tackles and two INT ... during junior year, posted 65 tackles, one sack, five INTs and three caused fumbles while leading the Storm to a 7-2 record and Fairchester Athletic Association co-championship ... while at Roy C. Ketchum, recorded 29 tackles and one INT during sophomore season ... received Class AA, League 1 All-Conference honors at running back ... also lettered in baseball ... helped Roy C. Ketchum to the NYS Regional Championship, earning All-Section 1 Honorable Mention and all-county honors.

### PERSONAL

Son of Lynda and David Morgenstern ... born April 29, 1997.



## 52 Zach Morris

DT • 6-3, 285 • R-FR.  
RINGGOLD, GA.  
RINGGOLD HIGH SCHOOL

### 2016

Reserve defensive tackle ... missed the entire 2015 season after suffering a torn right anterior cruciate ligament suffered in June, 2015 ... in the program's post-spring strength and conditioning evaluation, led the DL group in bench press (405 lbs.).

### 2015

Did not see game action while recovering from a torn right anterior cruciate ligament suffered in June, 2015.

### PRIOR TO DUKE

Four-year letterwinner at Ringgold High School for coach Robert Akins ... rated as the No. 63 defensive end in the country by *ESPN.com* ... listed at No. 54 on the *Scout.com* strongside defensive end chart ... as a senior, earned Region 6-AAA Defensive Player of the Year honors as voted on by the league's coaches ... guided the Tigers to an 8-3 overall record in final campaign and a berth in the Georgia High School Association (GHSA) Class AAA playoffs ... tallied 54 tackles with 11.0 TFL and 6.0 sacks ... earned first team all-state honors from the *Atlanta Journal-Constitution* ... invited to play in Georgia's Rising Senior Bowl after junior campaign ... as a junior, tallied 113 tackles, 24.0 TFL, 15.5 sacks, 12 passes defended and seven forced fumbles ... helped squad advance to the GHSA Class AAA semifinals ... team captured a program-record 11 wins during the year, finishing 11-3 ... named first team all-state by the *Atlanta Journal-Constitution* and *Georgia Sportswriters Association* ... became Ringgold's first AJC all-state honoree since Houston Black in 1955 ... as a sophomore, booked 72 tackles with 8.0 sacks ... also lettered in baseball.

### PERSONAL

Son of Wendy and Larry Morris ... brother, Alex, played football at Bethel University and the University of West Georgia ... born May 5, 1997.



## 94 Twazanga Mugala

DE • 6-3, 230 • R-FR.  
CHARLOTTE, N.C.  
ARDREY KELL HIGH SCHOOL

### 2016

Reserve defensive end.

### 2015

Did not see game action.

### PRIOR TO DUKE

Two-year letterwinner at Ardrey Kell High School for coach Adam Hastings ... rated by *247Sports.com* as the No. 54 weakside defensive end in the country ... after final campaign, was one of three finalists for the Greater Charlotte Football Awards Defensive Lineman of the Year accolade ... earned first team All-South Meck 8 and All-Charlotte *Observer* honors ... as a senior, guided the Knights to a 10-4 record ... team advanced to the second round of the North Carolina High School Athletic Association (NHSAA) 4AA state playoffs ... booked a school-record 16.5 sacks to go along with 109 tackles, 34.0 hits behind the line of scrimmage, 29 quarterback pressures and two forced fumbles as a senior ... during junior year, tallied 65 stops, including 23 for lost yardage.

### PERSONAL

Son of Barbra and Gavita Mugala ... born October 21, 1996, in Kitwe, Zambia.



## 39 Zach Muñiz

CB • 5-11, 170 • JR.

CHESTERFIELD, MO.

CHRISTIAN BROTHERS COLLEGE HIGH SCHOOL

### 2016

Reserve cornerback ... in 18 career games (1 start), has nine tackles and two PBUs ... has played 229 career snaps ... has 2+ tackles in three career games including a personal-high three stops against Elon in 2014.

### 2015

Played in six games with one start ... saw action against N.C. Central, Georgia Tech, Boston College, Army West Point, Virginia and Indiana ... lone start came at Virginia ... posted two tackles and two PBUs ... both stops came versus Virginia ... on the field for 89 snaps.

### 2014

Played in 12 games ... missed the Miami contest ... recorded seven tackles and two PBUs ... posted a season-high three stops along with one PBU in the season-opener against Elon ... one of five true freshmen to earn a varsity letter, joining Xavier Carmichael, Davis Koppenhaver, Alonzo Saxton II and Shaun Wilson ... on the field for 140 total snaps.

### PRIOR TO DUKE

Three-year letterman at Christian Brothers under Scott Pingel ... charted as the No. 57 cornerback in the nation by *Rivals.com* ... helped team to three-year ledger of 33-5 with three state playoff berths ... logged four INTs and 10 PBUs as a senior en route to earning second team all-state (Class 6) honors from both the Missouri coaches and media ... in junior campaign, posted three INTs and 14 PBUs ... two-time all-conference selection.

### PERSONAL

Son of Cheryl and Edgar Muñiz ... born May 21, 1996 ... majoring in sociology with a minor in cultural anthropology ... also pursuing a certificate in markets and management.

### STATISTICS

#### 2014

Opponent	Solo	Ast	Total	TFL	QBS	INT	PBU	CF	FR	QBH
Elon	1	2	3	0.0-0	0.0-0	0	1	0	0	0
Troy	0	0	0	0.0-0	0.0-0	0	0	0	0	0
Kansas	0	0	0	0.0-0	0.0-0	0	0	0	0	0
Tulane	0	0	0	0.0-0	0.0-0	0	1	0	0	0
Miami	— DNP —									
Georgia Tech	0	0	0	0.0-0	0.0-0	0	0	0	0	0
Virginia	0	1	1	0.0-0	0.0-0	0	0	0	0	0
Pittsburgh	0	0	0	0.0-0	0.0-0	0	0	0	0	0
Syracuse	0	0	0	0.0-0	0.0-0	0	0	0	0	0
Virginia Tech	0	0	0	0.0-0	0.0-0	0	0	0	0	0
North Carolina	1	1	2	0.0-0	0.0-0	0	0	0	0	0
Wake Forest	1	0	1	0.0-0	0.0-0	0	0	0	0	0
Arizona State	0	0	0	0.0-0	0.0-0	0	0	0	0	0

#### 2015

Opponent	Solo	Ast	Total	TFL	QBS	INT	PBU	CF	FR	QBH
Tulane	— DNP —									
N.C. Central	0	0	0	0.0-0	0.0-0	0	1	0	0	0
Northwestern	— DNP —									
Georgia Tech	0	0	0	0.0-0	0.0-0	0	0	0	0	0
Boston College	0	0	0	0.0-0	0.0-0	0	0	0	0	0
Army West Point	0	0	0	0.0-0	0.0-0	0	1	0	0	0
Virginia Tech	— DNP —									
Miami	— DNP —									
North Carolina	— DNP —									
Pittsburgh	— DNP —									
Virginia	2	0	2	0.0-0	0.0-0	0	0	0	0	0
Wake Forest	— DNP —									
Indiana	0	0	0	0.0-0	0.0-0	0	0	0	0	0

Year	G/GS	Solo	Ast	Total	TFL	QBS	INT	PBU	CF	FR	QBH
2014	12/0	3	4	7	0.0-0	0.0-0	0	2	0	0	0
2015	6/1	2	0	2	0.0-0	0.0-0	0	2	0	0	0
Total	18/1	5	4	9	0.0-0	0.0-0	0	4	0	0	0



## 83 Anthony Nash

WR • 6-5, 200 • R-SR.

WEST CHESTER, PA.

BAYARD RUSTIN HIGH SCHOOL

### 2016

Returning starting wide receiver ... preseason fourth team All-ACC selection by *Phil Steele's College Football Preview* ... in 27 career games (9 starts), has 37 receptions for 522 yards (14.11) and one TD ... has played 693 career snaps ... has 2+ catches in nine career games including a personal-high seven receptions against Wake Forest in 2015 ... has two career games with 100+ receiving yards against Pittsburgh (101) and Virginia (104) in 2015 ... has seven career receptions of 20+ yards including a personal-long 52-yard catch against Pittsburgh in 2015 ... enters the 2016 season having caught 1+ pass in 10 consecutive games ... after catching a total of five passes for 47 yards in his first two seasons combined, registered 32 receptions for 475 yards during the 2015 campaign ... in the program's post-spring strength and conditioning evaluation, led the WR group in squat lift (450 lbs.).

### 2015

Played in 11 games with nine starts ... missed the Northwestern and Georgia Tech weeks ... started the final nine games of the year ... had 32 receptions for 475 yards (14.84) and one TD while throwing one incomplete pass ... in the ACC, ranked tied for 33rd in receptions and 33rd in receiving yardage ... among ACC receivers with 30+ catches, ranked ninth in yards per reception ... had 5+ receptions in four weeks including a season-best seven grabs at Wake Forest ... logged a pair of 100-yard games in consecutive weeks against Pittsburgh (5-101) and Virginia (5-104) ... lone TD catch of the year came in the second overtime period during Duke's four OT victory at Virginia Tech ... finished the day against the Hokies with three catches for 72 yards ... posted a team-high three receptions of 45+ yards including a season-long 52-yard effort versus Pittsburgh ... had a 49-yard reception versus Virginia and a 45-yard catch at Virginia Tech ... totaled seven catches covering 20+ yards ... enjoyed the three-week stretch against Pittsburgh, Virginia and Wake Forest with a combined 17 receptions for 263 yards (15.47) ... lone passing attempt fell incomplete against Wake Forest ... on the field for 560 snaps.

### 2014

Played in nine games ... caught two passes for 16 yards (8.00) ... both receptions came versus Elon ... on the field for 68 snaps.

### 2013

Played in seven games ... caught three passes for 31 yards (10.33), all in the win over Navy ... on the field for 65 total snaps.

### 2012

Did not see game action.

### PRIOR TO DUKE

Two-year letterman at Bayard Rustin under coach Mike St. Clair ... helped Bayard Rustin to a two-year record of 20-4 with an 11-2 mark in 2010 that included an appearance in the Pennsylvania District 1-AAAA semifinals ... also helped Bayard Rustin to consecutive Ches-Mont League American Division championships in 2010 and 2011 with a perfect two-year conference record of 12-0 ... as a senior, caught 31 passes for 533 yards and seven TDs ... scored a career-high four TDs on six catches covering 140 yards in Bayard Rustin's 41-0 win over East on September 17, 2011 ... during junior season, had 52 receptions for 1,172 yards and 16 TDs with three 100-yard receiving games and a streak of nine straight games with at least one TD ... first team all-state choice in 2010 by the *Pennsylvania Football News* and All-Southeastern Pennsylvania pick by the *Philadelphia Inquirer* ... first team All-Ches-Mont League selection as a junior after leading the conference in receiving yardage had a career-high 177 receiving yards on four catches with TDs covering 65 and 68 yards in Bayard Rustin's 41-7 victory over Kennett on October 2, 2010 ... caught five passes for 176 yards and three TDs including a career-long 80-yard score in Bayard Rustin's 27-18 win over Henderson on October 16, 2010 ... registered a career yards per reception average of 20.54 along with six 100-yard games and eight TDs covering 50+ yards ... also lettered in basketball and track and field, earning All-Ches-Mont and all-area honors on the hardwood.

### PERSONAL

Son of Anthony and Shari Nash ... born September 20, 1993 ... majoring in evolutionary anthropology.

## STATISTICS

2013									
Opponent	Rec	Yds	Lg	TD	Rush	Yds	Lg	TD	
N.C. Central	0	0	0	0	0	0	0	0	
Memphis	0	0	0	0	0	0	0	0	
Georgia Tech	— DNP —								
Pittsburgh	0	0	0	0	0	0	0	0	
Troy	— DNP —								
Navy	3	31	14	0	0	0	0	0	
Virginia	0	0	0	0	0	0	0	0	
Virginia Tech	0	0	0	0	0	0	0	0	
N.C. State	0	0	0	0	0	0	0	0	
Miami	— DNP —								
Wake Forest	— DNP —								
North Carolina	— DNP —								
Florida State	— DNP —								
Texas A&M	— DNP —								

2014									
Opponent	Rec	Yds	Lg	TD	Rush	Yds	Lg	TD	
Elon	2	16	14	0	0	0	0	0	
Troy	— DNP —								
Kansas	0	0	0	0	0	0	0	0	
Tulane	0	0	0	0	0	0	0	0	
Miami	0	0	0	0	0	0	0	0	
Georgia Tech	— DNP —								
Virginia	— DNP —								
Pittsburgh	— DNP —								
Syracuse	0	0	0	0	0	0	0	0	
Virginia Tech	0	0	0	0	0	0	0	0	
North Carolina	0	0	0	0	0	0	0	0	
Wake Forest	0	0	0	0	0	0	0	0	
Arizona State	0	0	0	0	0	0	0	0	

2015									
Opponent	Rec	Yds	Lg	TD	Rush	Yds	Lg	TD	
Tulane	0	0	0	0	0	0	0	0	
N.C. Central	1	9	9	0	0	0	0	0	
Northwestern	— DNP —								
Georgia Tech	— DNP —								
Boston College <sup>1</sup>	2	15	9	0	0	0	0	0	
Army West Point <sup>2</sup>	5	57	19	0	0	0	0	0	
Virginia Tech <sup>3</sup>	3	72	45	1	0	0	0	0	
Miami <sup>4</sup>	1	14	14	0	0	0	0	0	
North Carolina <sup>5</sup>	2	41	34	0	0	0	0	0	
Pittsburgh <sup>6</sup>	5	101	52	0	0	0	0	0	
Virginia <sup>7</sup>	5	104	49	0	0	0	0	0	
Wake Forest <sup>8</sup>	7	58	10	0	0	0	0	0	
Indiana <sup>9</sup>	1	4	4	0	0	0	0	0	

Year	G/GS	Rec	Yards	Avg.	TD	Lg
2013	7/0	3	31	10.33	0	14
2014	9/0	2	16	8.00	0	14
2015	11/9	32	475	14.84	1	52
Total	27/9	37	522	14.11	1	52

Year	G/GS	Comp	Att	Pct.	Yards	TD	INT	Lg
2013	7/0	0	0	.000	0	0	0	—
2014	9/0	0	0	.000	0	0	0	—
2015	11/9	0	1	.000	0	0	0	—
Total	27/9	0	1	.000	0	0	0	—



## 98 Chidi Okonya

DE • 6-6, 220 • FR.

RIVERDALE, GA.

RIVERDALE HIGH SCHOOL

## PRIOR TO DUKE

Three-year letterman at Riverdale High School under head coach Terry Herrod ... four-star prospect as rated by *ESPN.com* and *247Sports.com* ... three-star prospect by *Rivals.com* and *Scout.com* ... charted at No. 279 on the *ESPN300* ... tabbed as the No. 34 defensive end nationally by *ESPN.com* ... ranked as the No. 18 strong side defensive end by *247Sports.com* and the No. 24 strong side defensive end by *Rivals.com* ... became the first Riverdale player selected to the Semper Fidelis All-American Game and helped East team to a 28-13 victory with two sacks ... registered 37 tackles and four sacks as a senior ... during junior year, booked 62 tackles with 7.0 TFL and 5.0 sacks along with three fumble recoveries and one defensive TD ... placed on the All-Region 4-AAAA B Division first team ... participated in the Georgia Rising Senior Bowl ... selected as a 2014 Atlanta Falcon Captain in the Community presented by Ford award recipient ... the Captain in the Community program recognizes outstanding high school football student-athletes around the state of Georgia that demonstrate strong leadership skills both on and off the field ... as a sophomore, totaled 30 tackles with 1.0 sack and two fumble recoveries ... also lettered in track and field.

## PERSONAL

Son of Patricia and Romanus Okonya ... brother, Chinedu, is a member of the Furman football program ... born September 19, 1997.



## 42 Austin Parker

P • 6-1, 180 • R-FR.

MOUNT PLEASANT, N.C.

MOUNT PLEASANT HIGH SCHOOL

## 2016

Scheduled to assume the punting and holding duties from graduated Will Monday, a four-time All-ACC pick who signed a free agent contract with the NFL's Pittsburgh Steelers in May, 2016.

## 2015

Did not see game action.

## PRIOR TO DUKE

Four-year letterman at Mount Pleasant High School under coach Michael Johns ... rated as the No. 8 punter in the country by *247Sports.com* ... a 2014 *MaxPreps.com* All-America second team honoree ... as a senior, helped the Tigers to a 12-3 overall record and a trip to the North Carolina High School Athletic Association (NCHSAA) 2A state semifinals ... squad won the Rocky River 2A Conference title with a 5-0 record ... named the Rocky River Conference Special Teams Player of the Year following final campaign ... as a QB, completed 63-of-134 passes for 1,148 yards and nine TDs ... converted six-of-11 field goals, with a long of 47 yards, and added 53 PATs ... had 24 punts for 1,054 yards and a 43.92 yards per boot average ... during junior season, connected on 34-of-85 passes for 413 yards and a pair of scores ... punted 49 times for 2,190 yards and a 44.69 yards per boot average ... as sophomore, completed 58-of-133 passes for 801 yards and 10 TDs ... also lettered in basketball.

## PERSONAL

Son of Stephanie and Daren Parker ... mother was a four-year letterwinner in volleyball (1986-87-88-89) at South Carolina and still owns numerous career records, including total blocks and blocks per set, and was named to the all-region team in 1988 ... father lettered four years (1987-89-90-91) in football at South Carolina as a punter and was an All-South Independent selection in 1989 ... father punted for the Denver Broncos in 1992 ... born January 27, 1997.





## 6 Nicodem Pierre

RB • 6-2, 220 • R-SO.

MIAMI, FLA.

CORAL REEF HIGH SCHOOL

### 2016

Reserve running back ... made the transition from quarterback to running back in August, 2015 ... in 11 career games, has rushed 15 times for 76 yards (5.07), caught one pass for minus-2 yards and thrown one incomplete pass ... has played 112 career snaps.

### 2015

Played in 11 games ... did not see action against Northwestern and Virginia ... transitioned from QB to RB in August ... rushed 15 times for 76 yards (5.07), caught one pass for minus-2 yards and threw one incomplete pass ... logged season-highs for rushing attempts (6) and rushing yards (41) against N.C. Central ... had four carries for 23 yards at North Carolina ... lone pass attempt came against Pittsburgh ... on the field for 112 snaps.

### 2014

Did not see game action ... served as the primary scout team QB.

### PRIOR TO DUKE

Four-year letterman at Coral Reef under Chevas Clements ... charted as No. 14 dual-threat quarterback in the nation by *ESPN.com* ... listed as the No. 19 dual-threat quarterback in the country by *Rivals.com* ... charted as the No. 30 pro-style quarterback in the nation by *247Sports.com* ... helped team to four-year record of 27-15 ... finished career with 4,284 passing yards with 68 total TDs (48 passing & 20 rushing) ... also lettered in basketball.

### PERSONAL

Son of Gerard Baptist and Michline Jean ... born May 15, 1994 ... majoring in sociology ... also pursuing a certificate in markets and management.

### STATISTICS


#### 2015

Opponent	Rush	Yds	Lg	TD	Rec	Yds	Lg	TD
Tulane	2	6	4	0	0	0	0	0
N.C. Central	6	41	12	0	1	-2	0	0
Northwestern	— DNP —							
Georgia Tech	0	0	0	0	0	0	0	0
Boston College	0	0	0	0	0	0	0	0
Army West Point	3	6	5	0	0	0	0	0
Virginia Tech	0	0	0	0	0	0	0	0
Miami	0	0	0	0	0	0	0	0
North Carolina	4	23	8	0	0	0	0	0
Pittsburgh	0	0	0	0	0	0	0	0
Virginia	— DNP —							
Wake Forest	0	0	0	0	0	0	0	0
Indiana	0	0	0	0	0	0	0	0

Year	G/GS	Rush	Yards	Avg.	TD	Lg
2015	11/0	15	76	5.07	0	12
Total	11/0	15	76	5.07	0	12

Year	G/GS	Rec	Yards	Avg.	TD	Lg
2015	11/0	1	-2	-2.00	0	—
Total	11/0	1	-2	-2.00	0	—

Year	G/GS	Comp	Att	Pct.	Yards	TD	INT	Lg
2015	11/0	0	1	.000	0	0	0	—
Total	11/0	0	1	.000	0	0	0	—



## 91 Marquies Price

DE • 6-6, 245 • SO.

FORT VALLEY, GA.

PEACH COUNTY HIGH SCHOOL

### 2016

Scheduled to start at defensive end ... in 10 career games (3 starts), has 11 tackles, 3.5 TFL and 1.5 quarterback sacks ... has played 217 career snaps ... has 2+ tackles in three career games including a personal-high four stops at Virginia in 2015 ... enrolled at Duke in January, 2015.

### 2015

Played in 10 games with three starts ... missed weeks against Georgia Tech, Wake Forest and Indiana ... earned starting assignments versus N.C. Central, North Carolina and Virginia ... carded 11 tackles, 3.5 TFL and 1.5 quarterback sacks ... had 2+ tackles in three games including a season-high four stops at Virginia ... added 1.5 TFL and 0.5 sack against the Cavaliers ... against Miami, forced Hurricane QB Malik Rosier into an intentional grounding penalty in the end zone for a safety ... one of five Duke freshmen to earn varsity letter, joining Brandon Boyce, Ben Humphreys, Jeremy McDuffie and T.J. Rahming ... on the field for 217 snaps ... enrolled at Duke in January, 2015.

### PRIOR TO DUKE

Three-year letterman at Peach County High School for coach Chad Campbell ... rated by *Rivals.com* as the No. 36 weakside defensive end ... as a senior, recorded 37 tackles with 6.0 sacks and two caused fumbles while helping Peach County to a 10-0 regular season and AAA Region 2 championship with an 8-0 mark ... as a junior, tallied 49 tackles, including 3.0 sacks and a trio of forced fumbles ... team went 8-4 and advanced to the second round of the Georgia High School Association AAA playoffs ... during sophomore campaign, squad made it to the third round of the Georgia High School Association AAA playoffs and finished 10-3.

### PERSONAL

Son of Janice Smith ... born June 23, 1997.

### STATISTICS

#### 2015

Opponent	Solo	Ast	Total	TFL	QBS	INT	PBU	CF	FR	QBH
Tulane	1	0	1	0.0-0	0.0-0	0	0	0	0	0
N.C. Central <sup>1</sup>	0	0	0	0.0-0	0.0-0	0	0	0	0	0
Northwestern	1	1	2	0.0-0	0.0-0	0	0	0	0	0
Georgia Tech	— DNP —									
Boston College	0	0	0	0.0-0	0.0-0	0	0	0	0	0
Army West Point	1	0	1	1.0-3	0.0-0	0	0	0	0	0
Virginia Tech	0	0	0	0.0-0	0.0-0	0	0	0	0	0
Miami	1	1	2	1.0-13	1.0-13	0	0	0	0	0
North Carolina <sup>2</sup>	1	0	1	0.0-0	0.0-0	0	0	0	0	0
Pittsburgh	0	0	0	0.0-0	0.0-0	0	0	0	0	0
Virginia <sup>3</sup>	2	2	4	1.5-6	0.5-5	0	0	0	0	0
Wake Forest	— DNP —									
Indiana	— DNP —									

Year	G/GS	Solo	Ast	Total	TFL	QBS	INT	PBU	CF	FR	QBH
2015	10/3	7	4	11	3.5-22	1.5-18	0	0	0	0	0
Total	10/3	7	4	11	3.5-22	1.5-18	0	0	0	0	0

NOTE: Forced intentional grounding in the end zone for a safety vs. Miami, 2015



## 49 Koby Quansah

LB • 6-1, 220 • FR.

MANCHESTER, CONN.

KINGSWOOD OXFORD SCHOOL

### PRIOR TO DUKE

Four-year letterman at Kingswood Oxford School under head coach Jason Martinez ... four-star prospect by *Rivals.com* ... three-star prospect according to *ESPN.com*, *247Sports.com* and *Scout.com* ... charted as the nation's No. 9 inside linebacker by *Rivals.com* ... tabbed as the No. 18 inside linebacker in the country by *ESPN.com*, the No. 32 outside linebacker by *247Sports.com* and the No. 49 outside linebacker by *Scout.com* ... participated the 2016 Semper Fidelis All-American Game and helped the East squad to a 28-13 victory ... following senior campaign, earned All-New England, All-Fairchester Athletic Association (FAA) and USA TODAY High School Sports American Family Insurance ALL-USA Connecticut Team accolades ... recognized at the Walter Camp Football Foundation's ninth annual High School Breakfast of Champions following senior year ... as a senior captain, helped Kingswood Oxford to 7-1 record, a third straight FAA title and the school's first New England Championship ... totaled 104 tackles, 2.0 sacks, one INT, two caused fumbles, two fumble recoveries and three blocked punts ... totaled 1,004 all-purpose yards with 13 TDs ... in state title game, rushed 16 times for 156 yards and two TDs ... in the FAA championship-clinching contest, ran for two TDs in the second half and totaled 163 ground yards as the Wyverns defeated Rye Country Day, 43-24 ... as a junior, booked 122 tackles, 15.0 TFL, 3.5 sacks, two fumble recoveries, one caused fumble and one blocked punt ... also rushed for 1,278 yards on 120 carries with 15 TDs ... helped Wyverns to 7-2 record and share of FAA championship ... during sophomore campaign, recorded 103 tackles, two fumble recoveries and two caused fumbles as Kingswood Oxford went 6-2 and shared FAA title with a 4-1 league mark ... during freshman year, carded 94 tackles and one INT ... also lettered in track and field.

### PERSONAL

Son of Naana Boakye ... born November 4, 1997, in Ghana and came to the U.S. at the age of four.



## 3 T.J. Rahming

WR • 5-10, 165 • SO.

POWDER SPRINGS, GA.

McEACHERN HIGH SCHOOL

### 2016

Returning starting wide receiver ... in 12 career games (6 starts), has caught 43 passes for 571 yards (13.28) and two TDs while rushing one time for one yard (1.00) ... has played 560 career snaps ... has four career games with 5+ receptions including a personal-best 12 catches at Virginia in 2015 ... has four career games with 70+ receiving yards including a personal-high 190 yards at Virginia in 2015 ... has eight career receptions covering 20+ yards including a personal-long 59-yard catch against N.C. Central in 2015 ... owns Duke rookie single-game records for pass receptions (12) and receiving yards (190) set at Virginia in 2015.

### 2015

Honorable mention Freshman All-America pick by both *Campus Insiders* and *College Football News* ... played in 12 games with six starts ... missed the Army West Point game due to injury ... earned starting assignments against Tulane, Northwestern, Boston College, Virginia, Wake Forest and Indiana ... caught 43 passes for 571 yards (13.28) and two TDs ... rushed once for one yard (1.00) ... in the ACC, ranked 19th in receptions, 22nd in yards per reception and 24th in receiving yards ... among rookies in the ACC, ranked second in receptions, third in receiving yards and third in yards per reception ... had 3+ receptions in seven

games including a season-high 12 catches at Virginia ... also had 5+ catches against Tulane (6), Boston College (5), Virginia and Wake Forest (7) ... posted 70+ receiving yards in four games including a season-best 190 yards against Virginia ... season-long reception of 59 yards came against N.C. Central ... added receptions of 20+ yards against Tulane (22), Boston College (26 & 29), North Carolina (26), Virginia (40 & 47) and Indiana (22) ... had single-game TD catches versus Georgia Tech and Virginia ... against the Cavaliers, established Duke single-game freshman records for both receptions and receiving yards while posting the ninth-highest single-game all-purpose yardage total (190) for Blue Devil rookies ... the reception and receiving yards totals against Virginia also rank tied for 10th and ninth on Duke's single-game charts, respectively ... the 12 receptions against the Cavaliers matched the highest single-game total in the ACC for the season, equaling efforts by Pittsburgh's Tyler Boyd vs. Syracuse, Clemson's Artavis Scott vs. Syracuse and Virginia Tech's Isaiah Ford vs. Tulsa and also matched the highest single-game total nationally among freshmen, equaling performances by Middle Tennessee State's Richie James vs. Illinois, Louisiana-Monroe's Marcus Green vs. both Troy and Hawaii ... the 190 receiving yards marked the fifth-highest single-game total in the ACC for the season and stood as the second-highest single-game total among freshmen nationally, trailing only a 198-yard performance by Middle Tennessee State's James vs. Florida Atlantic ... with 51 seconds remaining in the fourth quarter of the New Era Pinstripe Bowl, hauled in a 22-yard pass from QB Thomas Sirk to give Duke 1st-&-goal at the Indiana five yard line, where Sirk would score on the ground two plays later and couple with Ross Martin's PAT to tie the game at 41-41 and ultimately force overtime as the Blue Devils prevailed, 44-41, for the program's first bowl win since January 1, 1961, on Martin's 36-yard field goal in the extra session ... on Duke's single-season charts for freshmen, totals rank second for receptions and third for receiving yards ... closed the season on a high note by totaling 22 receptions for 302 yards over the final three games ... one of five Duke freshmen to earn varsity letter, joining Brandon Boyce, Ben Humphreys, Jeremy McDuffie and Marquies Price ... on the field for 560 snaps.

### PRIOR TO DUKE

Three-year letterman at McEachern High School for coach Kyle Hockman ... ranked as the No. 39 wide receiver by *247Sports.com* and the No. 41 wide receiver by *Rivals.com* ... played in the U.S. Army All-American Bowl after senior year, scoring two TDs on a 63-yard reception and a 41-yard run ... named one of the top 10 performers of the week for performance during All-American Bowl trip ... received the U.S. Army All-American Bowl Lightning in a Bottle Award and was named the game's fourth-best offensive player ... after final campaign, named to American Family Insurance All-Georgia Team ... an *Atlanta Journal-Constitution* AAAAAA first team all-state selection as a wide receiver in 2014 ... as a senior, caught 70 passes for 1,548 yards and 22 TDs ... finished just 107 yards shy of Georgia single-season receiving yards record of 1,655 ... added one punt return for a TD ... helped the Indians to a 10-4 overall record and a trip to the Georgia High School Association (GHSAA) Class AAAAAA semifinals for the second straight year ... key piece of an offense that scored 523 points, an average of 36.36 per contest ... in the state quarterfinal 62-36 victory against Tucker, caught seven passes for 258 yards and two TDs and returned one punt 77 yards for a TD ... named the September 24, 2014, *Marietta Daily Journal Athlete* of the Week after a 7-catch, 88-yard performance against Lovejoy ... as a junior, recorded 54 catches for 1,054 yards and 13 TDs ... averaged nearly 20 yards on punt returns as a junior ... helped the Indians to an 11-3 record and trip to the GHSAA state semifinals ... selected to play in the Junior Elite All-Star game after junior year ... received All-Cobb County and all-state accolades as a junior ... during sophomore season, caught 18 passes for 386 yards and four TDs as team went 8-3.

### PERSONAL

Son of Tina and Todd Rahming ... born January 10, 1997.

### STATISTICS

#### 2015

Opponent	Rec	Yds	Lg	TD	Rush	Yds	Lg	TD
Tulane <sup>1</sup>	6	70	22	0	0	0	0	0
N.C. Central	3	76	59	0	0	0	0	0
Northwestern <sup>2</sup>	4	10	11	0	0	0	0	0
Georgia Tech	1	11	11	1	0	0	0	0
Boston College <sup>3</sup>	5	75	29	0	0	0	0	0
Army West Point	— DNP —							
Virginia Tech	0	0	0	0	0	0	0	0
Miami	0	0	0	0	0	0	0	0
North Carolina	1	26	26	0	0	0	0	0
Pittsburgh	1	1	1	0	0	0	0	0
Virginia <sup>4</sup>	12	190	47	1	0	0	0	0
Wake Forest <sup>5</sup>	7	63	12	0	1	1	1	0
Indiana <sup>6</sup>	3	49	22	0	0	0	0	0

Year	G/GS	Rec	Yards	Avg.	TD	Lg
2015	12/6	43	571	13.28	2	59
Total	12/6	43	571	13.28	2	59



## 99 Mike Ramsay

DT • 6-2, 295 • R-JR.

SMYRNA, GA.

WALKER SCHOOL

### 2016

Scheduled to compete for starting nod at defensive tackle with Edgar Cerenord ... in 26 career games (4 starts), has 34 tackles, 4.5 TFL, 1.0 quarterback sack and one QB pressure ... has played 600 career snaps ... begins the 2016 campaign as the second-most experienced defensive lineman in the program behind DT A.J. Wolf (1,002 snaps) ... in the program's post-spring strength and conditioning evaluation, posted the team's top power clean lift (352 lbs.) and the program's best combined three-lift (Bench press [400 lbs.], squat [480 lbs.] & power clean) total with 1,232 pounds.

### 2015

Played in all 13 games with four starts ... earned starting assignments against Virginia Tech, Miami, North Carolina and Pittsburgh ... posted 29 tackles, 4.5 TFL, 1.0 quarterback sack and one QB pressure ... had 2+ tackles in six games including a season-high seven stops at Virginia Tech ... in the 4 OT win over Hokies, added 2.0 TFL including 1.0 sack ... one week later against Miami, posted five tackles and 1.5 TFL ... after recording four tackles and 0.5 TFL in the first six weeks of the season, closed the campaign with 25 tackles and 4.0 TFL over the final seven contests ... on the field for 372 total snaps.

### 2014

Played in all 13 games ... recorded five tackles ... had single-game stops against Troy, Georgia Tech, Virginia, North Carolina and Arizona State ... on the field for 228 snaps.

### 2013

Did not see game action.

### PRIOR TO DUKE

Four-year letterman at Walker School under coach John East ... helped Walker School to an 11-1 ledger as a senior ... first team all-state selection by the *Atlanta Journal-Constitution* ... in senior season, served as team captain and posted 40 tackles and four sacks as the Walker School posted a perfect 10-0 regular season ... as a junior, recorded 37 tackles and 12 sacks ... selected to play in the Georgia Coaches Athletic Association North-South All-Star Game ... also lettered in basketball, soccer and track and field.

### PERSONAL

Son of Jean and Michael Ramsay, Sr. ... born March 16, 1995 ... majoring in psychology.

### STATISTICS

#### 2014

Opponent	Solo	Ast	Total	TFL	QBS	INT	PBU	CF	FR	QBH
Elon	0	0	0	0.0-0	0.0-0	0	0	0	0	0
Troy	1	0	1	0.0-0	0.0-0	0	0	0	0	0
Kansas	0	0	0	0.0-0	0.0-0	0	0	0	0	0
Tulane	0	0	0	0.0-0	0.0-0	0	0	0	0	0
Miami	0	0	0	0.0-0	0.0-0	0	0	0	0	0
Georgia Tech	1	0	1	0.0-0	0.0-0	0	0	0	0	0
Virginia	0	1	1	0.0-0	0.0-0	0	0	0	0	0
Pittsburgh	0	0	0	0.0-0	0.0-0	0	0	0	0	0
Syracuse	0	0	0	0.0-0	0.0-0	0	0	0	0	0
Virginia Tech	0	0	0	0.0-0	0.0-0	0	0	0	0	0
North Carolina	0	1	1	0.0-0	0.0-0	0	0	0	0	0
Wake Forest	0	0	0	0.0-0	0.0-0	0	0	0	0	0
Arizona State	0	1	1	0.0-0	0.0-0	0	0	0	0	0

#### 2015

Opponent	Solo	Ast	Total	TFL	QBS	INT	PBU	CF	FR	QBH
Tulane	1	0	1	0.0-0	0.0-0	0	0	0	0	0
N.C. Central	0	0	0	0.0-0	0.0-0	0	0	0	0	0
Northwestern	0	1	1	0.0-0	0.0-0	0	0	0	0	0
Georgia Tech	0	1	1	0.5-0	0.0-0	0	0	0	0	0
Boston College	0	0	0	0.0-0	0.0-0	0	0	0	0	0
Army West Point	0	1	1	0.0-0	0.0-0	0	0	0	0	0
Virginia Tech <sup>1</sup>	2	5	7	2.0-13	1.0-10	0	0	0	0	0
Miami <sup>2</sup>	2	3	5	1.5-3	0.0-0	0	0	0	0	0
North Carolina <sup>3</sup>	2	0	2	0.0-0	0.0-0	0	0	0	0	1
Pittsburgh <sup>4</sup>	1	1	2	0.0-0	0.0-0	0	0	0	0	0
Virginia	3	1	4	0.5-1	0.0-0	0	0	0	0	0
Wake Forest	0	1	1	0.0-0	0.0-0	0	0	0	0	0
Indiana	0	4	4	0.0-0	0.0-0	0	0	0	0	0

Year	G/GS	Solo	Ast	Total	TFL	QBS	INT	PBU	CF	FR	QBH
2014	13/0	2	3	5	0.0-0	0.0-0	0	0	0	0	0
2015	13/4	11	18	29	4.5-17	1.0-10	0	0	0	0	1
Total	26/4	13	21	34	4.5-17	1.0-10	0	0	0	0	1



## 48 AJ Reed

K • 5-11, 175 • FR.

PRATTVILLE, ALA.

PRATTVILLE HIGH SCHOOL

### PRIOR TO DUKE

Three-year letterman at Prattville High School under head coach Chad Anderson ... three-star prospect according to *ESPN.com*, *247Sports.com* and *Scout.com* ... ranked as the No. 11 kicker in the country by *Scout.com*, No. 13 by *247Sports.com* and No. 19 by *ESPN.com* ... following senior year, selected to participate in the 10th annual Offense-Defense All-American Bowl and kicked a 32-yard game-winning field goal as time expired for the American squad ... honorable mention all-state (7A) pick by the *Alabama Sports Writers Association* as a junior and senior ... *USA TODAY* High School Sports American Family Insurance ALL-USA Alabama Team member following final campaign ... during senior year, converted on seven-of-12 field goals with a long of 48 yards ... added 32-of-33 PATs ... kicked off 44 times with 32 touchbacks ... selected to the *Montgomery Advertiser* All-Metro Class 5A-7A Team ... as a junior, made three-of-six field goals with a long of 48 yards and connected on all 65 PATs ... booted 86 kickoffs with 40 touchbacks ... a 6A/7A All-Metro Team honoree ... led Prattville to an 11-3 record and trip to the Alabama High School Athletic Association (AHSAA) 7A state title game ... during sophomore year, went five-of-seven on field goals with a long of 37 yards and converted 35-of-36 PATs as the Lions finished 7-3 and advanced to the AHSAA 6A playoffs ... also lettered in soccer.

### PERSONAL

Son of Lisa and Robert Reed ... born January 22, 1998.





## 73 Reno Rosene

OT • 6-7, 325 • R-FR.

WESTLAKE VILLAGE, CALIF.

OAKS CHRISTIAN HIGH SCHOOL

### 2016

Charted as the second string right offensive tackle behind returning starter Casey Blaser ... joins OG Sterling Korona, OT Robert Kraeling and TE Erich Schneider as the tallest members of the program at 6'7 ... enrolled at Duke in January, 2015.

### 2015

Did not see game action ... enrolled at Duke in January, 2015.

### PRIOR TO DUKE

Four-year letterman at Oaks Christian High School for head coaches Bill Redell and Jeff Woodruff ... tabbed as the No. 36 offensive tackle in the country by *Rivals.com* and the No. 48 offensive tackle by *ESPN.com* ... took over a starting spot in week three of freshman year and started every remaining game of prep career ... after final campaign, named first team All-Ventura County and first team all-league ... team scored 331 points, an average of 33.10 per contest ... squad turned in a three week stretch scoring 164 points, good for 54.67 points a contest during three-game winning streak ... named first team all-league, all-county and *CalHiSports.com* all-state as a junior ... during junior year, anchored an offensive line that allowed the Lions to average 308 passing yards, 137 rushing yards and 44.27 points per game ... team scored 49 or more points in eight of season's 11 contests ... squad finished 8-3 and advanced to the California Interscholastic Federation (CIF) Southern Section Pac 5 Division playoffs for the second straight campaign ... during sophomore year, guided team to a CIF playoff berth and an 8-3 overall record ... after taking over starting role as a freshman, earned a place on the 2011 *MaxPreps* Freshman All-America team ... helped Lions to 11-3 overall record and trip to the CIF championship game.

### PERSONAL

Son of Jessica Huff and Matt Rosene ... born February 3, 1996.



## 86 Sayvon Sampson

WR • 6-2, 170 • SO.

LUMBERTON, N.C.

ST. PAULS HIGH SCHOOL

### 2016

Walk-on reserve wide receiver.

### 2015

Did not see game action.

### PRIOR TO DUKE

Lettered as a senior at St. Pauls High School under coach Mike Sasser ... all-conference and all-county selection after posting 906 receiving yards and nine total TDs.

### PERSONAL

Son of Erica and Robert Setzer ... brother, Kane Banner, is a member of the Duke football program ... born July 11, 1997.



## 65 Julian Santos

OG • 6-3, 315 • FR.

EAST LAKE, FLA.

EAST LAKE HIGH SCHOOL

### PRIOR TO DUKE

Three-year letterman at East Lake High School under head coach Bob Hudson ... four-star prospect according to *Rivals.com* ... three-star prospect by *ESPN.com*, *247Sports.com* and *Scout.com* ... ranked as the No. 16 offensive guard in the country by *Rivals.com*, No. 25 by *247Sports.com* and No. 36 by *ESPN.com* ... following senior year, selected to participate in the 10th annual Offense-Defense All-American Bowl and Pinellas County Senior All-Star Football Game and helped the North squad to a 34-0 victory ... first team all-state (7A) selection by the *Associated Press* following senior year ... also earned All-Pinellas County and All-Tampa Bay honors from *The Tampa Tribune* after helping the Eagles finish 7-5 with a seventh consecutive trip to the Florida High School Athletic Association (FHSAA) playoffs ... second team all-state (7A) selection by the *Associated Press* as a junior when the Eagles went 13-1 and reached the FHSAA state semifinals ... earned a place on the *FloridaHSFootball.com* All-Tampa Bay Elite first team ... as a sophomore, helped the Eagles advance to the FHSAA Class 7A state playoffs as team finished 13-1 with the lone setback a 31-24 overtime setback to eventual state champion Dwyer in the semifinals ... also lettered in wrestling ... three-time qualifier for the FHSAA state tournament ... finished as the state runner-up for the heavyweight division during junior campaign ... two-time Pinellas County Athletic Conference individual champion as both a junior and senior.

### PERSONAL

Son of Ingrid Delpin ... born July 7, 1997.



## 21 Alonzo Saxton II

S • 5-11, 180 • JR.

COLUMBUS, OHIO

BISHOP HARTLEY HIGH SCHOOL

### 2016

Made transition from cornerback to the Rover safety position during spring drills and enters 2016 charted as the top reserve behind Phillip Carter ... in 21 career games (8 starts), has 50 tackles, 2.0 TFL, one INT, three PBUs, one caused fumble and two QB pressures ... has played 731 career snaps ... has six career games with 4+ tackles including a personal-high six stops against Virginia Tech in 2015.

### 2015

Academic All-ACC selection ... played in all 13 games with eight starts at cornerback ... earned starting assignments in the first eight weeks of the season ... finished with 38 tackles, 2.0 TFL, one INT, two PBUs, one caused fumble and one QB pressure ... led Duke with 10 tackles on special teams ... had 2+ tackles in 11 games including a season-high six stops in the win at Virginia Tech ... logged four tackles in victories over N.C. Central, Georgia Tech and Indiana ... against Northwestern, posted three tackles, 1.0 TFL, one INT and one QB pressure ... had 1.0 TFL and one PBU in the win over Boston College ... underwent surgery on March 9, 2015, to repair left shoulder labral ... on the field for 607 total snaps.

### 2014

Played in eight games ... saw action in the first eight weeks of the season before suffering season-ending shoulder injury at Pittsburgh ... totaled 12 tackles, one PBU and one QB pressure ... had a season-best four tackles against both Elon and Tulane ... also posted one PBU and one QB pressure in the season-opening victory over the Phoenix ... one of five true freshmen to earn a varsity letter, joining Xavier Carmichael, Davis Koppenhaver, Zach Muñiz and Shaun Wilson ... on the field for 124 snaps.

## PRIOR TO DUKE

Four-year letterman at Bishop Hartley under Brad Burchfield ... listed as the No. 33 cornerback in the nation by *Rivals.com* ... helped team to four-year record of 50-6 with four state playoff berths including two appearances in the state championship game ... Ohio Division V first team all-state and defensive player of the year pick in 2013 ... posted nine INTs as a senior ... also participated in track and field.

## PERSONAL

Son of Deandra Boll and Alonzo Saxton ... born February 22, 1996 ... majoring in theater studies with a minor in education.

## STATISTICS

## 2014

Opponent	Solo	Ast	Total	TFL	QBS	INT	PBU	CF	FR	QBH
Elon	3	1	4	0.0-0	0.0-0	0	1	0	0	1
Troy	1	0	1	0.0-0	0.0-0	0	0	0	0	0
Kansas	1	0	1	0.0-0	0.0-0	0	0	0	0	0
Tulane	2	2	4	0.0-0	0.0-0	0	0	0	0	0
Miami	0	0	0	0.0-0	0.0-0	0	0	0	0	0
Georgia Tech	1	0	1	0.0-0	0.0-0	0	0	0	0	0
Virginia	1	0	1	0.0-0	0.0-0	0	0	0	0	0
Pittsburgh	0	0	0	0.0-0	0.0-0	0	0	0	0	0
Syracuse	— DNP —									
Virginia Tech	— DNP —									
North Carolina	— DNP —									
Wake Forest	— DNP —									
Arizona State	— DNP —									

## 2015

Opponent	Solo	Ast	Total	TFL	QBS	INT	PBU	CF	FR	QBH
Tulane <sup>1</sup>	3	0	3	0.0-0	0.0-0	0	0	0	0	0
N.C. Central <sup>2</sup>	3	1	4	0.0-0	0.0-0	0	1	0	0	0
Northwestern <sup>3</sup>	3	0	3	1.0-3	0.0-0	1	0	0	0	1
Georgia Tech <sup>4</sup>	1	3	4	0.0-0	0.0-0	0	0	0	0	0
Boston College <sup>5</sup>	1	1	2	1.0-6	0.0-0	0	1	0	0	0
Army West Point <sup>6</sup>	2	0	2	0.0-0	0.0-0	0	0	0	0	0
Virginia Tech <sup>7</sup>	2	4	6	0.0-0	0.0-0	0	0	0	0	0
Miami <sup>8</sup>	3	0	3	0.0-0	0.0-0	0	0	1	0	0
North Carolina	3	0	3	0.0-0	0.0-0	0	0	0	0	0
Pittsburgh	0	3	3	0.0-0	0.0-0	0	0	0	0	0
Virginia	1	0	1	0.0-0	0.0-0	0	0	0	0	0
Wake Forest	0	0	0	0.0-0	0.0-0	0	0	0	0	0
Indiana	2	2	4	0.0-0	0.0-0	0	0	0	0	0

Year	G/GS	Solo	Ast	Total	TFL	QBS	INT	PBU	CF	FR	QBH
2014	8/0	9	3	12	0.0-0	0.0-0	0	1	0	0	1
2015	13/8	24	14	38	2.0-9	0.0-0	1	2	1	0	1
Total	21/8	33	17	50	2.0-9	0.0-0	1	3	1	0	2



# 88

## Erich Schneider

TE • 6-7, 240 • R-SR.

JACKSONVILLE BEACH, FLA.

JACKSONVILLE EPISCOPAL HIGH SCHOOL

## 2016

Charted as the starting tight end ... in 39 career games, has 22 pass receptions for 155 yards (7.05) and four TDs ... has played 1,094 career snaps ... has four career games with 2+ receptions including a personal-high three against Virginia Tech, Miami and Virginia, all in 2015 ... has 25+ receiving yards in two career games including a personal-best 40 yards at Virginia Tech in 2015 ... among active TEs in the ACC, ranks seventh in career pass receptions ... joins OG Sterling Korona, OT Robert Kraeling and OT Reno Rosene as the tallest members of the program at 6'7".

## 2015

Played in all 13 games ... carded 15 receptions for 123 yards (8.20) and three TDs ... caught 1+ pass in nine games including a season-high three catches against Virginia Tech, Miami and Virginia ... scored single-game TDs versus Army West Point, Virginia Tech and North Carolina ... scoring reception of 25 yards from QB Thomas Sirk against the Hokies came with Duke trailing, 43-37, in the fourth OT period and Sirk's ensuing PAT rush sealed the victory ... caught at least one pass in the final eight games of the year ... teamed with fellow TEs Braxton Deaver and David Reeves to produce a combined 49 receptions for 410 yards and five TDs ... on the field for 433 snaps.

## 2014

Played in all 13 games ... caught six passes for 19 yards (3.17) and one TD ... had a season-high two catches against Pittsburgh ... first collegiate TD reception covered one yard against Virginia from QB Anthony Boone ... on the field for 434 snaps.

## 2013

Did not see game action.

## 2012

Played in all 13 games ... had one pass reception for 13 yards (13.00) ... lone catch of the year came at Stanford ... on the field for 227 total snaps.

## PRIOR TO DUKE

Four-year letterman at Jacksonville Episcopal under coach David Hess ... as a senior, helped squad to the state playoffs by catching 43 passes for 576 yards and three touchdowns ... named to the 2011 Super 24 team by the *Florida Times-Union* ... honored with the 2011 Play of the Year by *First Coast News* ... had 48 receptions for 546 yards and one touchdown as a junior ... in sophomore campaign, hauled in 36 passes for 435 yards and three touchdowns and, as a freshman, had 22 catches for 345 yards and two touchdowns ... career prep numbers included 149 receptions for 1,902 yards and nine touchdowns ... also lettered in baseball and basketball.

## PERSONAL

Son of Erika and Timothy Schneider ... father was a four-year (1977-78-79-80) member of the swimming and diving team at St. Olaf College, helping the Oles to three conference championships ... brother, Hans, also swam at St. Olaf College ... sister, Betsy, was a member of the rowing team at Bucknell University ... born November 12, 1993 ... majoring in English ... also pursuing a certificate in markets and management.

## STATISTICS

2012									
Opponent	Rec	Yds	Lg	TD	Rush	Yds	Lg	TD	
FIU	0	0	0	0	0	0	0	0	
Stanford	1	13	13	0	0	0	0	0	
N.C. Central	0	0	0	0	0	0	0	0	
Memphis	0	0	0	0	0	0	0	0	
Wake Forest	0	0	0	0	0	0	0	0	
Virginia	0	0	0	0	0	0	0	0	
Virginia Tech	0	0	0	0	0	0	0	0	
North Carolina	0	0	0	0	0	0	0	0	
Florida State	0	0	0	0	0	0	0	0	
Clemson	0	0	0	0	0	0	0	0	
Georgia Tech	0	0	0	0	0	0	0	0	
Miami	0	0	0	0	0	0	0	0	
Cincinnati	0	0	0	0	0	0	0	0	

## 2013 — Did not play

2014									
Opponent	Rec	Yds	Lg	TD	Rush	Yds	Lg	TD	
Elon	0	0	0	0	0	0	0	0	
Troy	0	0	0	0	0	0	0	0	
Kansas	0	0	0	0	0	0	0	0	
Tulane	1	3	3	0	0	0	0	0	
Miami	1	2	2	0	0	0	0	0	
Georgia Tech	0	0	0	0	0	0	0	0	
Virginia	1	1	1	1	0	0	0	0	
Pittsburgh	2	10	6	0	0	0	0	0	
Syracuse	0	0	0	0	0	0	0	0	
Virginia Tech	1	3	3	0	0	0	0	0	
North Carolina	0	0	0	0	0	0	0	0	
Wake Forest	0	0	0	0	0	0	0	0	
Arizona State	0	0	0	0	0	0	0	0	

2015									
Opponent	Rec	Yds	Lg	TD	Rush	Yds	Lg	TD	
Tulane	1	5	5	0	0	0	0	0	
N.C. Central	0	0	0	0	0	0	0	0	
Northwestern	0	0	0	0	0	0	0	0	
Georgia Tech	0	0	0	0	0	0	0	0	
Boston College	0	0	0	0	0	0	0	0	
Army West Point	1	9	9	1	0	0	0	0	
Virginia Tech	3	40	25	1	0	0	0	0	
Miami	3	8	4	0	0	0	0	0	
North Carolina	1	4	4	1	0	0	0	0	
Pittsburgh	1	5	5	0	0	0	0	0	
Virginia	3	26	13	0	0	0	0	0	
Wake Forest	1	9	9	0	0	0	0	0	
Indiana	1	17	17	0	0	0	0	0	

Year	G/GS	Rec	Yards	Avg.	TD	Lg
2012	13/0	1	13	13.00	0	13
2013	— DNP —					
2014	13/0	6	19	3.17	1	6
2015	13/0	15	123	8.20	3	25
Total	39/0	22	155	7.05	4	25



# 33

## Deondre Singleton

S • 5-11, 180 • SR.

DACULA, GA.

ARCHER HIGH SCHOOL

## 2016

Returning starting safety at the Bandit slot ... in 38 career games (35 starts), has 212 tackles, 9.5 TFL, one INT, 15 PBUs, four caused fumbles, three fumble recoveries and two QB pressures ... has played 2,649 career snaps including 800+ in each of the past three seasons ... has eight career games with 10+ tackles including a personal-high 12 stops against Northwestern, Virginia Tech and Indiana, all in 2015 ... has 21 career games with 5+ tackles ... has 34 career games with 2+ tackles ... lone player in Duke history with multiple double digit tackle performances in bowl competition (10 vs. Arizona State in 2014 Hyundai Sun Bowl & 12 vs. Indiana in 2015 New Era Pinstripe Bowl) ... among active players in the ACC, ranks fourth in tackles and tied for ninth in PBUs ... enters the 2016 season having started 35 consecutive games ... one of five Duke defensive backs with 25+ games played and 1,000+ total snaps of experience entering the 2016 season, joining CB Breon Borders, CB DeVon Edwards, CB Bryon Fields and S Corbin McCarthy ... teams with Borders (2,719) and Edwards (2,875) to provide the Blue Devils with three defensive backs with 2,500+ snaps of experience each ... pairs with Edwards to give Duke the lone pair of active players nationally with 60+ tackles each in each of the past three seasons ... one of three active players in the ACC and 18 players nationally with 60+ tackles in each of the past three seasons.

## 2015

Started all 13 games ... finished with 79 tackles, 6.0 TFL, four PBUs, two caused fumbles, two fumble recoveries and one QB pressure ... ranked fourth on the team in total tackles and third on the squad in TFL ... in the ACC, ranked tied for 27th in tackles per game (6.08) ... posted 3+ tackles in 12 games including a season-best 12 versus Northwestern, Virginia Tech and Indiana ... became the first player in Duke history to register double figures in the tackle column in multiple bowl games with a team-high 12 stops in the 44-41 OT win over Indiana in the New Era Pinstripe Bowl (had 10 tackles vs. Arizona State in 2014 Hyundai Sun Bowl) ... also reached double figures with 10 stops against Pittsburgh ... logged multiple TFL weeks against Georgia Tech (1.5) and Pittsburgh (2.0) ... had single-game fumble recoveries versus Virginia and Wake Forest ... on the field for 942 total snaps.

## 2014

Started all 13 games ... posted 70 tackles, 0.5 tackle for loss, seven PBUs, one fumble recovery and one QB pressure ... finished tied for second on the team in PBUs and tied for fifth in total tackles ... ranked tied for 44th in the ACC in tackles per game (5.39) ... had 2+ tackles in 11 contests including a season-high 11 stops in the win over Tulane ... also reached double figures in the tackle column with a 10-stop outing against Arizona State in the Hyundai Sun Bowl ... posted nine stops against Kansas and eight tackles versus both Miami and Virginia Tech ... logged 5+ tackles in eight games ... had multiple PBUs in three weeks versus Tulane (2), Virginia (3) and Virginia Tech (2) ... lone fumble recovery of the season came at Miami ... helped Duke rank among the NCAA leaders in fourth down conversion defense (11th; .290), third down conversion defense (15th; .344), passing efficiency defense (23rd; 115.20) and scoring defense (24th; 21.8) ... on the field for 873 snaps.

## 2013

Played in 12 games with nine starting assignments ... missed the Georgia Tech and Navy games due to injury ... started the Troy contest and each of the final eight games of the year ... recorded 63 tackles, 3.0 tackles for loss, one INT, four PBUs and two caused fumbles ... ACC Defensive Back of the Week selection following 10-tackle, 1-INT, 2-PBU performance in Duke's win over No. 24 Miami ... also reached double figures in the tackle column against N.C. State (10) ... had seven stops and a caused fumble in the victory at Wake Forest ... logged five tackles including 1.5 tackles for loss in ACC Coastal Division championship-clinching win at North Carolina ... registered five stops and one PBU in the Dr Pepper ACC Championship Game against Florida State ... after averaging 3.50 tackles per game through the first half of the ACC regular season, posted 8.00 stops per week over the final four league games as Duke became the first team since divisional play began in 2005 to drop its first two conference contests and capture the division championship ... tackle total matched the ninth-highest single-season total by a Duke rookie ... on the field for 834 snaps.



## PRIOR TO DUKE

Four-year letterman at Archer under coach Andy Dyer ... charted as the No. 82 safety in the nation by *ESPN.com* ... listed as the No. 91 cornerback in the nation by *247Sports.com* ... first team all-county selection by the *Daily Post* and the Touchdown Club of Gwinnett following senior season ... as a senior, posted 47 tackles, two INTs, 14 PBUs and two fumble recoveries while catching 21 passes for 329 yards and three touchdowns ... earned all-county and all-state accolades as a junior after carding 42 tackles, seven interceptions and 12 pass breakups ... selected to play in the Georgia Coaches Athletic Association North-South All-Star Game ... chosen to participate in the Gwinnett County All-Star Game ... also lettered in baseball, earning all-county honors as an outfielder.

## PERSONAL

Son of Cedric and Crystal Singleton ... father lettered three seasons (1989-90-91) in football at Louisiana Tech, helping the Bulldogs to a three-year ledger of 21-8-4 including an appearance in the 1990 Independence Bowl ... brother, Dylan, is a member of the Duke football program ... born February 7, 1995 ... majoring in sociology while minoring in psychology ... also pursuing a certificate in markets and management.

## STATISTICS

## 2013

Opponent	Solo	Ast	Total	TFL	QBS	INT	PBU	CF	FR	QBH
N.C. Central	1	2	3	0.5-1	0.0-0	0	0	0	0	0
Memphis	0	0	0	0.0-0	0.0-0	0	0	0	0	0
Georgia Tech	— DNP —									
Pittsburgh	1	3	4	0.0-0	0.0-0	0	1	0	0	0
Troy <sup>1</sup>	5	2	7	0.0-0	0.0-0	0	0	1	0	0
Navy	— DNP —									
Virginia <sup>2</sup>	4	0	4	0.0-0	0.0-0	0	0	0	0	0
Virginia Tech <sup>3</sup>	3	3	6	0.0-0	0.0-0	0	0	0	0	0
N.C. State <sup>4</sup>	6	4	10	1.0-3	0.0-0	0	0	0	0	0
Miami <sup>5</sup>	6	4	10	0.0-0	0.0-0	1	2	0	0	0
Wake Forest <sup>6</sup>	6	1	7	0.0-0	0.0-0	0	0	1	0	0
North Carolina <sup>7</sup>	2	3	5	1.5-3	0.0-0	0	0	0	0	0
Florida State <sup>8</sup>	5	0	5	0.0-0	0.0-0	0	1	0	0	0
Texas A&M <sup>9</sup>	2	0	2	0.0-0	0.0-0	0	0	0	0	0

## 2014

Opponent	Solo	Ast	Total	TFL	QBS	INT	PBU	CF	FR	QBH
Elon <sup>10</sup>	0	1	1	0.0-0	0.0-0	0	0	0	0	1
Troy <sup>11</sup>	4	1	5	0.5-1	0.0-0	0	0	0	0	0
Kansas <sup>12</sup>	2	7	9	0.0-0	0.0-0	0	0	0	0	0
Tulane <sup>13</sup>	5	6	11	0.0-0	0.0-0	0	2	0	0	0
Miami <sup>14</sup>	7	1	8	0.0-0	0.0-0	0	0	0	1	0
Georgia Tech <sup>15</sup>	6	0	6	0.0-0	0.0-0	0	0	0	0	0
Virginia <sup>16</sup>	4	1	5	0.0-0	0.0-0	0	3	0	0	0
Pittsburgh <sup>17</sup>	2	0	2	0.0-0	0.0-0	0	0	0	0	0
Syracuse <sup>18</sup>	0	0	0	0.0-0	0.0-0	0	0	0	0	0
Virginia Tech <sup>19</sup>	4	4	8	0.0-0	0.0-0	0	2	0	0	0
North Carolina <sup>20</sup>	1	2	3	0.0-0	0.0-0	0	0	0	0	0
Wake Forest <sup>21</sup>	1	1	2	0.0-0	0.0-0	0	0	0	0	0
Arizona State <sup>22</sup>	5	5	10	0.0-0	0.0-0	0	0	0	0	0

## 2015

Opponent	Solo	Ast	Total	TFL	QBS	INT	PBU	CF	FR	QBH
Tulane <sup>23</sup>	0	0	0	0.0-0	0.0-0	0	0	0	0	0
N.C. Central <sup>24</sup>	3	0	3	0.0-0	0.0-0	0	1	0	0	0
Northwestern <sup>25</sup>	7	5	12	0.5-2	0.0-0	0	0	0	0	1
Georgia Tech <sup>26</sup>	5	3	8	1.5-6	0.0-0	0	0	0	0	0
Boston College <sup>27</sup>	4	2	6	0.0-0	0.0-0	0	0	0	0	0
Army West Point <sup>28</sup>	3	0	3	1.0-4	0.0-0	0	0	1	0	0
Virginia Tech <sup>29</sup>	5	7	12	1.0-1	0.0-0	0	0	0	0	0
Miami <sup>30</sup>	1	3	4	0.0-0	0.0-0	0	0	0	0	0
North Carolina <sup>31</sup>	2	1	3	0.0-0	0.0-0	0	0	0	0	0
Pittsburgh <sup>32</sup>	5	5	10	2.0-8	0.0-0	0	1	1	0	0
Virginia <sup>33</sup>	2	1	3	0.0-0	0.0-0	0	1	0	1	0
Wake Forest <sup>34</sup>	1	2	3	0.0-0	0.0-0	0	0	0	1	0
Indiana <sup>35</sup>	6	6	12	0.0-0	0.0-0	0	1	0	0	0

Year	G/GS	Solo	Ast	Total	TFL	QBS	INT	PBU	CF	FR	QBH
2013	12/9	41	22	63	3.0-7	0.0-0	1	4	2	0	0
2014	13/13	41	29	70	0.5-1	0.0-0	0	7	0	1	1
2015	13/13	44	35	79	6.0-21	0.0-0	0	4	2	2	1
Total	38/35	126	86	212	9.5-29	0.0-0	1	15	4	3	2



# 16

## Dylan Singleton

S • 5-11, 190 • FR.

DACULA, GA.

ARCHER HIGH SCHOOL

## PRIOR TO DUKE

Four-year letterman at Archer High School under head coach Andy Dyer ... four-star prospect according to *ESPN.com*, *247Sports.com* and *Scout.com* ... charted at No. 282 on the *ESPN300* ... ranked as the No. 10 safety in the country by *247Sports.com* and *Scout.com*, No. 17 by *ESPN.com* and the No. 33 cornerback by *Rivals.com* ... two-time first team all-state pick by the *Georgia Sports Writers Association* (Class 6A) All-State First Team as a junior and senior ... three-time *Gwinnett Daily Post* first team all-county choice ... named to the Metro Atlanta All-Star Team following final season ... as a senior, posted 101 tackles and one INT ... contributed 25 receptions for 347 yards and five TDs to go along with 20 carries for 132 yards and a score ... helped the Tigers capture 11 wins for the third straight season, finishing 11-2 with an appearance in the Georgia High School Association (GHSA) Class 6A state quarterfinals ... during junior campaign, recorded 142 tackles, four INTs, 13 PBUs and one caused fumble en route to earning Defensive Player of the Year accolades from the *Gwinnett Daily Post* ... a *USA TODAY* High School Sports American Family Insurance ALL-USA Georgia Team member ... as a junior, carded 1,033 all-purpose yards and 18 TDs as the Tigers went 11-4 and advanced to the GHSA state championship game ... during sophomore season, led Archer with 113 tackles and tallied three INTs while catching 39 passes for 382 yards and four TDs ... added 44 carries for 265 yards and six scores ... guided the Tigers to an 11-1 overall record and second round of the GHSA 6A playoffs ... helped squad capture the 6A Region 8 championship with an 8-0 record ... during freshman year, had one INT as team went 6-4.

## PERSONAL

Son of Crystal and Cedric Singleton ... father lettered three seasons (1989-90-91) in football at Louisiana Tech, helping the Bulldogs to a three-year ledger of 21-8-4 including an appearance in the 1990 Independence Bowl ... brother, Deondre, is a member of the Duke football program ... born November 22, 1999.



# 1 Thomas Sirk

QB • 6-4, 220 • R-SR.

GLEN ST. MARY, FLA.

BAKER COUNTY HIGH SCHOOL

## 2016

Returning starting quarterback ... candidate for the Maxwell Award, an honor presented annually by the Maxwell Football Club to the nation's top player ... candidate for the Davey O'Brien Award, an honor presented annually by the Davey O'Brien Foundation to the top quarterback in the nation ... candidate for the Manning Award, an honor presented annually by the Sugar Bowl Committee to the best quarterback in the nation ... candidate for the candidate for the Johnny Unitas Golden Arm Award, an honor presented annually by The Golden Arm Foundation to the top senior quarterback in the nation ... missed the contact portion of spring practice while recovering from surgery performed on February 10, 2016, to repair ruptured left Achilles tendon suffered the day before ... also missed the entire 2013 season while recovering from surgery performed on April 10, 2013, to repair ruptured right Achilles tendon ... in 24 career games (12 starts), has completed 261-of-441 (.592) passes for 2,692 yards with 19 TDs and eight INTs while rushing 210 times for 1,041 yards (4.96) and 16 TDs ... has compiled 3,733 yards of total offense ... holds career TD responsibility total of 35 ... has scored 100 career points on 16 TDs and two PATs ... has been sacked a total of 12 times, good for a sack-to-pass attempt ratio of 1:36.75 ... has lost two fumbles ... has played 999 career snaps ... has compiled 300+ yards of total offense in six career games including a personal-high of 401 (315 pass & 86 rush) against N.C. Central in 2015 ... has accounted for multiple TDs in 10 career games including a personal-high four scores against both N.C. Central (2015; 3 pass & 1 rush) and Virginia Tech (2015; 4 pass) ... has completed 20+ passes in five career games including a personal-high 31 against Miami in 2015 ... has thrown for 200+ yards in six career games including a personal-best 315 versus N.C. Central in 2015 ... owns 27 pass completions of 20+ yards including a personal-long 89-yard TD toss to RB Shaun Wilson against N.C. Central in 2015 ... has tossed multiple TD passes in four career games including a personal-high four at Virginia Tech in 2015 ... has topped the 100-yard plateau on the ground twice against Virginia Tech (2015; 109) and Indiana (2015; 155) ... has 50+ rushing yards in 11 career games ... owns five rushes of 20+ yards including a personal-long 73-yard TD run against Indiana in 2015 ... has posted multiple rushing TDs five times versus Elon (2014; 2), Georgia Tech (2014; 2), Pittsburgh (2014; 2), North Carolina (2015; 2) and Indiana (2015; 2) ... has four career rushes of 50+ yards against Elon (2014; 54 [TD]), Tulane (2014; 50), North Carolina (2015; 53 [TD]) and Indiana (2015; 73 [TD]) ... one of three players in ACC history to record 800+ rushing yards and 2,500+ passing yards in a single season, joining Clemson's Deshaun Watson and North Carolina's Marquise Williams as all three QBs accomplished the feat during the 2015 campaign ... one of three active QBs nationally to register 8+ rushing TDs in each of the past two seasons, joining J.T. Barrett of Ohio State and Joshua Dobbs of Tennessee ... teams with RB Jela Duncan (1,575) and Wilson (1,022) to give Duke the only active trio in the ACC with 1,000+ career rushing yards each ... the Blue Devil trio enters the 2016 campaign with a combined 3,638 yards and 35 TDs ... one of two QBs in Duke history to post 2,500+ passing yards and 1,000+ rushing yards in a career, joining Mike Dunn (1975-78) ... joins Miami's Brad Kaaya and Pittsburgh's Nate Peterman as the only returning starting QBs in the ACC to have thrown 15+ TD passes against eight or fewer INTs a season ago ... among active ACC QBs, ranks second in rushing yards per attempt, tied for second in total TDs, third in rushing attempts, third in rushing yards, fourth in rushing yards per game (43.48), sixth in passing yards, sixth in total offensive yards, seventh in TD passes and 10th in passing yards per game (112.17) ... also, among active players in the ACC, ranks tied for 11th in rushing TDs, tied for 11th in total TDs, 14th in rushing yards per attempt, 16th in rushing yards ... on Duke's career charts, ranks second in rushing TDs by a QB, tied for second in 100-yard rushing games by a QB, tied for fourth in rushing TDs, fifth in winning percentage by a starting QB (.667), eighth in yards per rushing attempt, 17th in passing yards and 42nd in rushing yards ... sits 1,308 passing yards away from becoming the 10th player in Duke history to reach the 4,000-yard plateau through the air ... sits 459 rushing yards shy of becoming the 22nd player in Duke history to reach the 1,500-yard standard on the ground ... has keyed three Duke OT wins versus Pittsburgh (2014; scored game-winning TD [5-yard rush] in 2nd OT period), Virginia Tech (2015; directed four scoring drives [2 FGs & 2 TDs] in OT; scored game-winning PAT [rush] following 25-yard TD pass to Erich Schneider in 4th OT period) and Indiana (2015; directed game-winning scoring drive [36-yard FG by Ross Martin in 1st OT period]) ... holds Duke career record for most consecutive passes without an INT to begin a career (93) ... holds Duke single-season record for total offensive plays (590 in 2015) ... holds Duke bowl game records for rushing yards (155 vs. Indiana in 2015 New Era Pinstripe Bowl) and rushing TDs (2 vs. Indiana in 2015 New Era Pinstripe Bowl; tied with four others).

## 2015

Played in and started 12 games ... missed the Pittsburgh game due to injury ... first team CoSIDA Academic All-District III honoree ... Academic All-ACC selection ... following Duke's win over Virginia Tech, earned ACC Offensive Back of the Week, Manning Award Star of the Week and Davey O'Brien Award "Great 8" Performer of the Week honors ... co-MVP of the New Era Pinstripe Bowl along with RB Shaun Wilson ... completed 251-of-427 (.588) pass attempts for 2,625 yards with 16 TDs and eight INTs ... recorded a pass efficiency rating of 119.04 ... rushed 163 times for 803 yards (4.93) and eight TDs ... amassed 3,428 total offensive yards to register the second-highest single-season total in Duke history behind only the 3,713 yards compiled by Anthony Dilweg in 1988 ... set school single-season record for total offensive plays (590; 163 rush & 427 pass) ... scored 52 points on eight TDs and two PATs ... sacked a total of 12 times, good for a sack-to-pass attempt ratio of 1:35.58 ... credited with one lost fumble ... registered 30 total plays of 20+ yards (4 rush & 26 pass) ... completed 12 passes of 30+ yards including five covering 40+ yards with a season-long 89-yard TD toss to Shaun Wilson against N.C. Central ... season-long 73-yard rush came versus Indiana ... became the first QB in Duke history to engineer two game-winning drives in OT ... one of four QBs among Power 5 schools nationally to lead their respective teams in both rushing and passing yardage, joining Seth Collins of Oregon State, Lamar Jackson of Louisville and Dak Prescott of Mississippi State ... became just the second Duke QB since 1951 to lead the team in both rushing and passing yards, joining Mike Dunn, who accomplished the feat in 1976 with 757 yards on the ground and 1,078 yards through the air ... one of four QBs nationally to post 800+ rushing yards and 2,500+ passing yards on the season, joining Greg Ward of Houston, Deshaun Watson of Clemson and Marquise Williams of North Carolina ... became one of three players in ACC history to record 800+ rushing yards and 2,500+ passing yards in a single season, joining Watson and Williams ... one of 12 QBs nationally to record 15+ passing TDs and 8+ rushing TDs on the season, joining Trevone Boykin of TCU, Matt Davis of SMU, Joshua Dobbs of Tennessee, Quinton Flowers of South Florida, Chad Kelly of Ole Miss, DeShone Kizer of Notre Dame, Patrick Mahomes II of Texas Tech, Ward, Watson and Williams ... one of eight QBs nationally to rush for 800+ yards, joining Flowers, Jackson, Lamar Jordan of New Mexico, Keenan Reynolds of Navy, Ward, Watson and Williams ... became the first Duke QB to lead the team in rushing yardage since Dunn in 1976 ... directed a Duke offense that joined Clemson and North Carolina as the only teams to rank among the ACC's top five in rushing offense (5th), passing offense (5th), total offense (3rd) and scoring offense (5th) ... signal caller for an offensive unit that became the first in school history to average 190+ rushing yards and 240+ passing yards per contest ... led Duke in rushing TDs as the Blue Devils scored 25 times on the ground to match the program's second-highest single-season total since 1956 ... joined Brandon Connette as the only two Duke QBs to post multiple seasons with 8+ rushing TDs ... finished second on the team in total points (52) as Duke topped the 400-point plateau (410) for the fourth consecutive season ... in the ACC, ranked second in pass completions per game (20.92), third in total offensive yards per game (285.67), third in total points responsible per game (12.50), fourth in total points responsible (150), fourth in rushing yards by a QB, fifth in passing yards per game (218.75), sixth in passing yards, sixth in TD passes, eighth in pass completion percentage, 10th in pass efficiency rating and 10th in rushing yards per game (66.92) ... nationally, ranked 25th in total offensive yards per game, 27th in pass completions per game, 42nd in total points responsible, 43rd in total points responsible per game and 48th in passing yards per game ... set school record for most pass attempts without an INT to begin a career (93), breaking the previous mark of 69 set by Thaddeus Lewis in 2008 ... on Duke's single-season charts, totals rank second for most rushing yards by a QB, tied for second for most games with 100+ passing yards (12), tied for second for most 100-yard rushing games by a QB (2), tied for third for most wins by a starting QB (8), fourth for pass completion-to-INT ratio (31.38:1), fourth for pass attempt-to-INT ratio (53.38:1), tied for fifth for most rushing TDs by a QB (8), tied for sixth for most games with 1+ TD pass (9), tied for seventh for TD-to-INT ratio (2.00:1), eighth for most pass attempts without an INT to begin a season (79), ninth for pass completions, 10th for pass attempts, tied for 10th for TD passes, tied for 10th for highest winning percentage by a starting QB (.667) and 12th for passing yards ... also, in a stretch covering the 2014-15 seasons, established the second longest streak of most consecutive pass attempts without an INT in school history (178; trailing only the school standard of 206 set by Thaddeus Lewis in 2007-08) ... topped the 300-yard plateau for total offense in six games against Tulane (357; 289 pass & 68 rush), N.C. Central (401; 315 pass & 86 rush), Virginia Tech (379; 270 pass & 109 rush), Miami (309; 258 pass & 51 rush), Wake Forest (332; 275 pass & 57 rush) and Indiana (318; 163 pass & 155 rush) ... completed 20+ passes in five games including a season-high 31 against Miami ... threw for 200+ yards in six weeks including a season-best 315 versus N.C. Central ... tossed multiple TD passes four times including a season-high four at Virginia Tech ... topped the 100-yard plateau on the ground twice against Virginia Tech (109) and Indiana (155) ... had 50+ rushing yards in nine games ... posted multiple rushing TDs twice versus North Carolina (2) and Indiana (2) ... paired with RB Shaquille Powell (542) to form the 14th duo in Duke history to rush for 500+ yards each in a season ... coupled with QB Parker Boehme (5) to provide Duke with multiple players with 5+ rushing TDs each in a season for the 24th time in school history ... on Duke's single-game charts, totals rank second for most rushing yards by a QB (155 vs. Indiana), tied for second for most pass attempts in a quarter (24 vs. Miami), third for passing efficiency (233.45 vs. N.C. Central), tied for third for most TD passes (4 vs. Virginia Tech), tied for third for most pass attempts without an INT (52 vs. Miami), tied for fourth for

most offensive plays (65 vs. Miami), fifth for most pass completions in a quarter (15 vs. Miami) and 10th for most rushing yards by a QB (109 vs. Virginia Tech) ... led Duke to a 45-43 4OT win at Virginia Tech by accounting for 379 total yards (270 pass & 109 rush) with four TD passes and game-winning PAT (rush) ... guided the Blue Devils to the program's first bowl victory since January 1, 1961 (Duke 7, Arkansas 6; Cotton Bowl) by completing 17-of-37 (.459) passes for 163 yards with one TD and two INTs while rushing 20 times for 155 yards and two TDs in a 44-41 OT triumph over Indiana in the New Era Pinstripe Bowl ... joined Louisville's Lamar Jackson as the only players nationally to record 150+ rushing yards and 150+ passing yards in bowl play ... in the win over the Hoosiers, coupled with K Ross Martin for game-tying TD (5-yard rush) and PAT with 41 seconds remaining in the fourth period to force overtime ... the 155-yard ground performance marked the second-highest single-game rushing yardage total by a QB in school history, trailing only Mike Dunn's 168-yard effort against Georgia Tech in 1976, and teamed with RBs Jela Duncan (109) and Shaun Wilson (103), formed the second trio in Duke history to rush for 100+ yards in the same game, joining Mike Grayson (188), Joel Blunk (110) and Greg Boone (101) who achieved the feat against Wake Forest in 1981 ... suffered knee injury during overtime and sat out Duke's final offensive snap of the contest, an incomplete pass thrown by QB Parker Boehme prior to Ross Martin's game-winning 36-yard field goal ... on Duke's bowl charts, totals against Indiana rank first for rushing yards, tied for first for rushing TDs, tied for second for TD responsibility (3), tied for second for total points (12), fourth for pass attempts, fourth for rushing attempts, fourth for total offensive yards, tied for fourth for pass completions, fifth for rushing yards per attempt (7.75) and tied for fifth for TD passes ... engineered an offense that recorded the most rushing yards (373) by a Duke team in a bowl game and scored the second most points in a bowl game, trailing only the 48 points scored against Texas A&M in the 2013 Chick-fil-A Bowl ... one of four QBs named to the Academic All-ACC team, joining Matt Johns of Virginia, Brad Kaaya of Miami and John Wolford of Wake Forest ... on the field for 927 snaps.

## 2014

Played in 12 games, serving as the top reserve behind All-ACC QB Anthony Boone ... missed the Miami game due to illness ... completed 10-of-14 (.714) passes for 67 yards and three TDs ... posted a pass efficiency rating of 182.34 ... rushed 47 times for 238 yards (5.06) and eight TDs ... led Duke in rushing TDs as the Blue Devils scored 24 times on the ground to post the program's third-highest total since 1956 ... ranked tied for second on the team in total points (48; tied with WR Jamison Crowder) as the Blue Devils scored 421 points to post the second-highest team total in school history ... yards per rushing attempt ranked second on the squad, trailing only RB Shaun Wilson, who established a school single-season record with a 7.67 (78-598) average ... key component of an offensive unit that became the first in school history to average 180+ rushing yards and 210+ passing yards per game and averaged over 30 points per game for the third consecutive season ... in first collegiate game, completed 5-of-7 (.714) passes for 40 yards while rushing eight times for 54 yards and two TDs against Elon ... first collegiate TD pass covered two yards to TE David Reeves at Troy ... tossed game-winning, three-yard TD pass to Reeves at the 7:23 mark of the fourth period in Duke's 20-13 home triumph over Virginia ... final scoring throw of the season also went to Reeves on an 18-yard strike against Wake Forest ... on the ground, picked up a season-high 94 yards against Tulane ... had multiple rushing TD weeks against Elon (2), Georgia Tech (2) and Pittsburgh (2) ... sealed Duke's double OT road win at Pittsburgh with a five-yard TD rush in the second overtime period ... became the first player in Duke history to end an overtime victory with a rushing TD ... season long run of 50 yards came versus Tulane ... only reserve QB (zero starts) nationally to account for 10+ total TDs ... only reserve QB (zero starts) nationally to produce two game-winning TDs (rush or pass) in the fourth quarter or overtime ... matched the fourth-highest single-season total for rushing TDs by a QB in Duke history ... became the third player in Duke history to rush and throw for fourth quarter or overtime game-winning TDs in a single season, joining George Dutrow in 1958 (16-yard run vs. Baylor & 10-yard pass to Wray Carlton vs. N.C. State) and Brandon Connette in 2013 (5-yard run vs. N.C. State, 22-yard pass to Issac Blakeney vs. Memphis & 47-yard pass to Braxton Deaver vs. Virginia) ... along with Boone (5) and Wilson (5), formed the fourth trio in Duke history to post 5+ rushing TDs each in a single campaign ... paired with Boone to become just the second QB tandem in Duke history to rush for 5+ TDs each in a season ... ranked tied for third among ACC QBs (with Georgia Tech's Justin Thomas) in rushing TDs behind North Carolina's Marquise Williams (13) and Boston College's Tyler Murphy (11) ... nationally, ranked tied for 16th in rushing TDs by a QB ... on the field for 72 snaps.

## 2013

Did not see action while recovering from surgery performed on April 10, 2013, to repair ruptured right Achilles tendon.

## 2012

Did not see game action ... recipient of the Sonny Falcone Iron Duke Award, a team honor presented annually to one offensive player, one defensive player and one player in the developmental program for their year-round commitment to strength training and conditioning ... enrolled at Duke in January, 2012.

## PRIOR TO DUKE

Four-year letterman at Baker County under coach Ryan Sulkowski ... helped Baker County to a four-year record of 34-9 ... listed as the No. 19 pro-style quarterback in the nation by *Rivals.com* ... as a senior, completed 141-of-207 (.681) pass attempts for 2,303 yards and 26 TDs while rushing 111 times for 1,018 yards and 17 TDs ... became the first player in Baker County history to throw for 2,000+ yards and rush for 1,000+ yards in a season ... established school single-game record for TD passes with six in a 61-0 win over Terry Parker on October 21, 2011 ... third team all-state (5A) pick by the *Associated Press* ... District IV Player of the Year and first team all-district selection by the *Florida Athletic Coaches Association* ... first team All-First Coast pick by the *Florida Times-Union* ... named to the 2011 Super 24 team by the *Florida Times-Union* ... in final game at Baker County, completed 30-of-36 passes for 405 yards and five TDs in a 41-24 win over Bradford on November 11, 2011 ... threw two TDs passes to lead the North squad to a 47-21 win and earn MVP honors in the Florida Athletic Coaches Association North-South Classic played on December 21, 2011, in Sebring, Fla. ... also lettered in baseball ... member of Baker County weightlifting program that won four consecutive 1A state championships (2008-09-10-11).

## PERSONAL

Son of Eddie and Joy Sirk ... born September 24, 1993 ... graduated from Duke in May, 2016 with a degree in political science while minoring in education ... currently pursuing a master's degree in liberal studies ... two-time counselor at the Manning Passing Academy in 2015-16.

## STATISTICS

### 2014

Opponent	C-A	Pct.	Yds	TD-INT	Lg	Rush	Yds	Lg	TD
Elon	5-7	.714	40	0-0	14	8	54	20	2
Troy	1-1	1.000	2	1-0	2	1	5	5	0
Kansas	1-2	.500	0	0-0	0	6	20	5	0
Tulane	0-1	.000	0	0-0	0	5	94	50	1
Miami	— DNP —								
Georgia Tech	0-0	.000	0	0-0	0	5	10	4	2
Virginia	1-1	1.000	3	1-0	3	1	1	1	0
Pittsburgh	0-0	.000	0	0-0	0	2	6	5	2
Syracuse	0-0	.000	0	0-0	0	1	2	2	0
Virginia Tech	1-1	1.000	4	0-0	4	1	1	1	0
North Carolina	0-0	.000	0	0-0	0	9	26	12	1
Wake Forest	1-1	1.000	18	1-0	18	6	13	5	0
Arizona State	0-0	.000	0	0-0	0	2	6	3	0

### 2015

Opponent	C-A	Pct.	Yds	TD-INT	Lg	Rush	Yds	Lg	TD
Tulane <sup>1</sup>	27-40	.675	289	2-0	29	15	68	16	0
N.C. Central <sup>2</sup>	15-22	.682	315	3-0	89	9	86	28	1
Northwestern <sup>3</sup>	24-39	.615	150	0-1	32	16	61	13	1
Georgia Tech <sup>4</sup>	17-25	.680	114	1-2	32	13	52	17	0
Boston College <sup>5</sup>	18-36	.500	195	0-0	29	9	5	11	0
Army West Point <sup>6</sup>	17-27	.630	197	1-0	38	12	49	6	0
Virginia Tech <sup>7</sup>	19-39	.487	270	4-0	45	18	109	19	0
Miami <sup>8</sup>	31-52	.596	258	1-0	20	13	51	14	1
North Carolina <sup>9</sup>	18-37	.486	191	0-2	34	8	74	53	2
Pittsburgh	— DNP —								
Virginia <sup>10</sup>	22-34	.647	208	1-1	21	14	36	11	0
Wake Forest <sup>11</sup>	26-39	.667	275	2-0	30	16	57	17	1
Indiana <sup>12</sup>	17-37	.459	163	1-2	22	20	155	73	2

Year	G/GS	Comp	Att	Pct.	Yards	TD	INT	Lg
2014	12/0	10	14	.714	67	3	0	18
2015	12/12	251	427	.588	2,625	16	8	89
Total	24/12	261	441	.592	2,692	19	8	89

Year	G/GS	Rush	Yards	Avg.	TD	Lg
2014	12/0	47	238	5.06	8	50
2015	12/12	163	803	4.93	8	73
Total	24/12	210	1,041	4.96	16	73

## SINGLE-GAME CAREER HIGHS

Category	Career-high, Opponent, Year
Pass attempts	52 vs. Miami, 2015
Pass completions	31 vs. Miami, 2015
Passing yards	315 vs. N.C. Central, 2015
Passing TDs	4 vs. Virginia Tech, 2015
Pass INTs	2, three times; last vs. Indiana, 2015
Rush attempts	20 vs. Indiana, 2015
Rushing yards	155 vs. Indiana, 2015
Rushing TDs	4, five times; last vs. Indiana, 2015
Longest rush	73 yards vs. Indiana, 2015
Longest pass	89 yards to Shaun Wilson vs. N.C. Central, 2015





## 75 Liam Smith

OT • 6-4, 270 • FR.

LITTLE SILVER, N.J.

RED BANK CATHOLIC HIGH SCHOOL

### PRIOR TO DUKE

Three-year letterman at Red Bank Catholic High School under head coach Jim Portela ... four-star prospect by *Scout.com* ... three-star prospect according to *ESPN.com*, *Rivals.com* and *247Sports.com* ... ranked as the No. 28 offensive tackle in the country by *Scout.com*, No. 44 by *ESPN.com* and No. 47 by *247Sports.com* ... played in the 2016 Semper Fidelis All-American Game and helped the East squad to a 28-13 victory ... served as team captain and earned first team All-Shore Conference honors as a senior ... as a junior, helped Red Bank Catholic to the New Jersey State Interscholastic Athletic Association (NJSIAA) Non-Public Group III championship for the school's first NJSIAA football title since 1976 ... following junior campaign, earned second team all-state honors from *The Star Ledger* ... a first team all-shore pick by both *Asbury Park Press* and *Shore Sports Network* as team finished the year with a 12-1 record ... helped the Caseys to a school single-season record 543 points as the program paced the Shore Conference with an average of 45 points per game ... helped pave the way for 4,289 yards of total offense, good for an average of 357.4 yards per game ... as a sophomore, helped squad to an 11-1 record and berth in the NJSIAA Non-Public Group III semifinals ... team captured the Shore Conference title with a 7-0 record ... also lettered in basketball.

### PERSONAL

Son of Linda and Christian Smith ... father played football at Boston University ... uncle, Kevin Smith, played football at Northwestern ... uncle, James Smith, played football at Bloomsburg ... uncle, Brian Smith, played football at Rhode Island ... born October 27, 1997.



## 10 Ryan Smith

WR • 5-7, 170 • SR.

LAS VEGAS, NEV.

BISHOP GORMAN HIGH SCHOOL

### 2016

Enters the 2016 season in contention for a starting wide receiver position ... also expected to compete for the punt return chores ... in 24 career games, has nine receptions for 126 yards (14.00) while returning 31 punts for 252 yards (8.13) ... has played 250 career snaps.

### 2015

Played in all 13 games ... caught six passes for 85 yards (14.17) ... returned 29 punts for 207 yards (7.14) ... returned one kickoff for seven yards (7.00) ... in the ACC, ranked eighth in punt return average ... had a season-high two catches against both N.C. Central and Army West Point ... had three punt returns for a season-high 75 yards including a season-long 69-yard effort against Georgia Tech ... average of 25.00 yards per return versus the Yellow Jackets marked the sixth-highest single-game total in Duke history ... on Duke's single-season charts, punt return total ranks as the eighth highest ... on the field for 151 snaps

### 2014

Played in six games ... saw action against Elon, Kansas, Tulane, Georgia Tech, North Carolina and Wake Forest ... caught one pass for zero yards ... returned two punts for 45 yards (22.50) ... lone reception of the year came against Kansas ... long punt return covered 45 yards versus Kansas ... helped seal the win at Georgia Tech by recovering two Yellow Jacket on-side kickoff attempts in the fourth quarter ... on the field for 46 snaps.

### 2013

Played in five games ... saw action against N.C. Central, Memphis, Georgia Tech, Virginia Tech and N.C. State ... caught two passes for 41 yards (20.50) ... first collegiate reception covered 39 yards versus N.C. Central ... other catch came in the win over N.C. State ... on the field for 53 snaps.

### 2015 DUKE TRACK & FIELD

Member of Duke's track and field program in the spring of 2015 ... at the Duke Invitational on April 11, placed fifth in the 100-meters (10.91) ... on April 24, ran the leadoff leg of the 4x100 relay team at the Penn Relays as Duke finished 19th with a time of 41.63 to post the fourth-fastest time in school history.

### 2014 DUKE TRACK & FIELD

Member of Duke's track and field program in the spring of 2014 ... in first collegiate meet on April 5, the VertKlasse Meeting in High Point, N.C., combined with football teammates Issac Blakeney, DeVon Edwards and Josh Sneed to comprise Duke's 4x100 relay team and posted a time of 41.32, then the second-fastest time in Duke history ... at the ACC Championship meet on April 18 in Chapel Hill, N.C., teamed with Blakeney, Edwards and Marcus Wright to place sixth in the 4x100 relay with a time of 41.15, marking the second-fastest time in Duke history.

### PRIOR TO DUKE

Lettered four seasons at Bishop Gorman under coach Tony Sanchez ... helped Bishop Gorman to a four-year ledger of 56-4 with four state titles ... charted as the No. 1 wide receiver and No. 3 overall prospect in Nevada by *Rivals.com* ... three-time all-state selection ... in senior season, had 39 receptions for 856 yards and 14 TDs as Bishop Gorman captured its fourth straight state title and earned a ranking of No. 9 in the final *USA Today* national poll ... as a junior, caught 37 passes for 1,041 yards and 17 TDs as Bishop Gorman closed the season at 15-1 and ranked No. 5 in the final *USA Today* national poll ... career prep totals include 132 receptions for 3,208 yards and 51 TDs along with four returns for TDs (3 punt & 1 kickoff) ... finished high school career as Nevada's all-time leader in pass receiving yardage.

### PERSONAL

Son of DeAndre and Lori Smith ... father is an assistant football coach at Syracuse University ... born June 25, 1995 ... majoring in sociology while minoring in psychology.

### STATISTICS

#### 2013

Opponent	Rec	Yds	Lg	TD	Rush	Yds	Lg	TD
N.C. Central	1	39	39	0	0	0	0	0
Memphis	0	0	0	0	0	0	0	0
Georgia Tech	0	0	0	0	0	0	0	0
Pittsburgh	—	DNP	—	—	—	—	—	—
Troy	—	DNP	—	—	—	—	—	—
Navy	—	DNP	—	—	—	—	—	—
Virginia	—	DNP	—	—	—	—	—	—
Virginia Tech	0	0	0	0	0	0	0	0
N.C. State	1	2	2	0	0	0	0	0
Miami	—	DNP	—	—	—	—	—	—
Wake Forest	—	DNP	—	—	—	—	—	—
North Carolina	—	DNP	—	—	—	—	—	—
Florida State	—	DNP	—	—	—	—	—	—
Texas A&M	—	DNP	—	—	—	—	—	—

Opponent	KOR	Yds	Lg	TD	PR	Yds	Lg	TD
N.C. Central	0	0	0	0	0	0	0	0
Memphis	0	0	0	0	0	0	0	0
Georgia Tech	0	0	0	0	0	0	0	0
Pittsburgh	—	DNP	—	—	—	—	—	—
Troy	—	DNP	—	—	—	—	—	—
Navy	—	DNP	—	—	—	—	—	—
Virginia	—	DNP	—	—	—	—	—	—
Virginia Tech	0	0	0	0	0	0	0	0
N.C. State	0	0	0	0	0	0	0	0
Miami	—	DNP	—	—	—	—	—	—
Wake Forest	—	DNP	—	—	—	—	—	—
North Carolina	—	DNP	—	—	—	—	—	—
Florida State	—	DNP	—	—	—	—	—	—
Texas A&M	—	DNP	—	—	—	—	—	—



## 2014

Opponent	Rec	Yds	Lg	TD	Rush	Yds	Lg	TD
Elon	0	0	0	0	0	0	0	0
Troy	— DNP —							
Kansas	1	0	0	0	0	0	0	0
Tulane	0	0	0	0	0	0	0	0
Miami	— DNP —							
Georgia Tech	0	0	0	0	0	0	0	0
Virginia	— DNP —							
Pittsburgh	— DNP —							
Syracuse	— DNP —							
Virginia Tech	— DNP —							
North Carolina	0	0	0	0	0	0	0	0
Wake Forest	0	0	0	0	0	0	0	0
Arizona State	— DNP —							

Opponent	KOR	Yds	Lg	TD	PR	Yds	Lg	TD
Elon	0	0	0	0	0	0	0	0
Troy	— DNP —							
Kansas	0	0	0	0	1	45	45	0
Tulane	0	0	0	0	1	0	0	0
Miami	— DNP —							
Georgia Tech	0	0	0	0	0	0	0	0
Virginia	— DNP —							
Pittsburgh	— DNP —							
Syracuse	— DNP —							
Virginia Tech	— DNP —							
North Carolina	0	0	0	0	0	0	0	0
Wake Forest	0	0	0	0	0	0	0	0
Arizona State	— DNP —							

## 2015

Opponent	Rec	Yds	Lg	TD	Rush	Yds	Lg	TD
Tulane	0	0	0	0	0	0	0	0
N.C. Central	2	45	32	0	0	0	0	0
Northwestern	1	3	3	0	0	0	0	0
Georgia Tech	0	0	0	0	0	0	0	0
Boston College	1	11	11	0	0	0	0	0
Army West Point	2	26	18	0	0	0	0	0
Virginia Tech	0	0	0	0	0	0	0	0
Miami	0	0	0	0	0	0	0	0
North Carolina	0	0	0	0	0	0	0	0
Pittsburgh	0	0	0	0	0	0	0	0
Virginia	0	0	0	0	0	0	0	0
Wake Forest	0	0	0	0	0	0	0	0
Indiana	0	0	0	0	0	0	0	0

Opponent	KOR	Yds	Lg	TD	PR	Yds	Lg	TD
Tulane	0	0	0	0	2	29	25	0
N.C. Central	0	0	0	0	3	14	8	0
Northwestern	0	0	0	0	4	0	3	0
Georgia Tech	0	0	0	0	3	75	69	0
Boston College	0	0	0	0	2	18	9	0
Army West Point	0	0	0	0	2	1	1	0
Virginia Tech	0	0	0	0	2	6	8	0
Miami	1	7	7	0	2	8	7	0
North Carolina	0	0	0	0	0	0	0	0
Pittsburgh	0	0	0	0	2	1	1	0
Virginia	0	0	0	0	2	0	0	0
Wake Forest	0	0	0	0	2	39	30	0
Indiana	0	0	0	0	3	16	17	0

Year	G/GS	Rec	Yards	Avg.	TD	Lg
2013	5/0	2	41	20.50	0	39
2014	6/0	1	0	0.00	0	0
2015	13/0	6	85	14.17	0	32
Total	24/0	9	126	14.00	0	39

Year	G/GS	PR	Yards	Avg.	TD	Lg
2013	5/0	0	0	—	0	0
2014	6/0	2	45	22.50	0	45
2015	13/0	29	207	7.14	0	69
Total	24/0	31	252	8.13	0	69



## 50 Wyatt Smith

LB • 5-11, 195 • SR.

FORT MYERS, FLA.

CANTERBURY SCHOOL

## 2016

Walk-on reserve linebacker ... has played in one career game.

## 2015

Did not see game action.

## 2014

Played in one game ... saw action for one snap against Tulane.

## 2013

Did not see game action.

## PRIOR TO DUKE

Three-year letterman at Canterbury under Jamie Swagler (2010-2011) and Mike Marciano (2012) ... helped team to three-year record of 32-5 including state championship in 2011 ... three-year team captain ... as a senior, earned first team all-state honors after posting 157 tackles and 21 sacks ... also lettered in baseball.

## PERSONAL

Son of Anna and Scott Smith ... born September 8, 1995 ... majoring in evolutionary anthropology with a minor in chemistry.



## 43 Danny Stirt

K/P • 5-10, 180 • SR.

GAINESVILLE, FLA.

OAK HALL HIGH SCHOOL

## 2016

Exited spring practice as the starting placekicker.

## 2015

Did not see game action.

## 2014

Did not see game action.

## 2013

Did not see game action.

## PRIOR TO DUKE

Four-year letterman at Oak Hall under coach Scott McDaniel ... two-time first team all-area as a utility selection ... as a senior, booted seven-of-10 field goals and 22-of-23 PATs while rushing for 614 yards and nine TDs and passing for 866 yards and 10 TDs ... kicked a long field goal of 44 yards ... also averaged 38.0 yards per punt and recorded 60 tackles and one INT on defense ... set school career record for field goals ... also lettered in lacrosse.

## PERSONAL

Son of David and Jill Stirt ... brother, Ben, played basketball at Carnegie Mellon University ... born April 19, 1995 ... majoring in neuroscience.



## 79 Tanner Stone

OG • 6-6, 300 • R-SR.

DALLAS, TEXAS

HIGHLAND PARK HIGH SCHOOL

### 2016

Returning starting right offensive guard ... underwent back surgery on April 15, 2016 ... in 19 career games, has played 1,088 snaps ... joins OT Casey Blaser and OT Gabe Brandner as the three returning starters along an offensive front which helped Duke join Clemson and North Carolina as the only three schools to rank among the ACC's top five in both scoring offense and total offense and must replace two All-ACC honorees in OG Lucas Patrick and C Matt Skura ... one of three Duke offensive linemen with 1,000+ career snaps of experience, joining Blaser (1,976) and Brandner (1,120) ... missed the entire 2013 campaign while recovering from surgery performed on August 14, 2013, to repair a broken right ankle.

### 2015

Academic All-ACC selection ... started all 13 games at right guard ... recipient of the Sonny Falcone Iron Duke Award, an honor presented annually to one offensive player, one defensive player and one player in the developmental program for their year-round commitment to strength training and conditioning ... helped the Blue Devils finish third in the ACC in total offense, fifth in scoring offense, fifth rushing offense and fifth in passing offense as Duke joined Clemson and North Carolina as the only schools to rank among the top five in all four categories ... part of an offensive front that ranked second in the ACC and sixth nationally in fewest tackles for loss allowed per game (4.15) ... key member of an offense that matched the school single-season standard with eight games with 30+ points, equaling the record set in both 2012 and 2013 ... helped open holes for a rushing attack that averaged 192.92 yards per week – Duke's highest mark since 1977 – as the Blue Devils ranked tied for first in the ACC and 10th nationally with six rushes of 50+ yards with a league-best four players (QB Thomas Sirk [803], RB Shaquille Powell [542], RB Jela Duncan [460] & RB Shaun Wilson [424]) totaling 400+ ground yards ... contributed to the success of Sirk, who compiled the second highest single-season total offensive yardage total (3,428) in Duke history, trailing only Anthony Dilweg's 3,713 total yards in 1988 ... provided protection for QBs Sirk and Parker Boehme as the tandem threw for 3,204 yards with 18 TDs against 10 INTs ... aided an offense that ranked among the national leaders in total first downs (24th), fourth down conversion rate (25th), sacks allowed per game (27th), third down conversion rate (33rd) and total offensive yards per game (36th) ... in the 44-41 overtime win over Indiana in the New Era Pinstripe Bowl, helped Duke compile 536 yards of total offense (373 rushing & 163 passing) as the Blue Devils had three players (Sirk [155], Duncan [109] & Wilson [103]) rush for 100+ yards for just the second time in school history ... on the field for 1,010 snaps.

### 2014

Played in six games ... saw action against Elon, Troy, Kansas, Tulane, Syracuse and North Carolina ... on the field for 78 total snaps including a season-high 35 against Elon.

### 2013

Did not see game action while recovering from surgery performed on August 14, 2013, to repair a broken right ankle.

### 2012

Did not see game action.

### PRIOR TO DUKE

Two-year letterman at Highland Park under coach Randy Allen ... helped Highland Park to a three-year record of 35-4 with three 4A Region II District 10 championships and three state playoff appearances ... as a senior, helped team to a 12-1 ledger as Highland Park averaged 44.7 points and 452.6 offensive yards per game ... first team 4A all-state pick in 2011 by the *Associated Press* ... 2011 All-District 10-4A first team selection ... named to the 2011 Dallas-Fort Worth 4A all-area first team ... all-Greater Dallas choice by *VYPE Magazine* as a senior ... helped Highland Park to 12-1 record as a junior and 11-2 ledger during sophomore campaign ... also lettered in track and field.

### PERSONAL

Son of Joe and Tara Stone ... father lettered one season (1988) as an offensive lineman at Baylor ... born March 11, 1994 ... majoring in psychology while minoring in economics.



## 82 Chris Taylor

WR • 6-1, 180 • R-SO.

MIRAMAR, FLA.

UNIVERSITY SCHOOL

### 2016

Charted as a starting wide receiver ... in nine career games (3 starts), has five pass receptions for 36 yards (7.20)... has played 295 career snaps ... caught a career-high three passes against Georgia Tech in 2015.

### 2015

Played in nine games with three starts ... missed weeks against Virginia Tech, Miami, North Carolina and Pittsburgh ... earned starting assignments versus N.C. Central, Georgia Tech and Army West Point ... caught five passes for 36 yards (7.20) ... first collegiate reception covered 27 yards at Tulane ... hauled in a season-high three passes for 10 yards in the win over Georgia Tech ... on the field for 295 snaps.

### 2014

Did not see game action.

### PRIOR TO DUKE

Lettered one season at University School under Roger Harriott ... helped team to a 9-3 record and state playoff berth ... first team AAAA all-state selection by the *Associated Press* after catching 47 passes for 856 yards and 12 TDs as a senior ... in junior campaign, had 25 receptions for 560 yards and 15 TDs at North Broward Prep ... two-time all-county selection.

### PERSONAL

Son of Christine and Rowan Taylor ... born January 5, 1996 ... majoring in economics.

### STATISTICS

#### 2015

Opponent	Rec	Yds	Lg	TD	Rush	Yds	Lg	TD
Tulane	1	27	27	0	0	0	0	0
N.C. Central <sup>1</sup>	1	-1	0	0	0	0	0	0
Northwestern	0	0	0	0	0	0	0	0
Georgia Tech <sup>2</sup>	3	10	7	0	0	0	0	0
Boston College	0	0	0	0	0	0	0	0
Army West Point <sup>3</sup>	0	0	0	0	0	0	0	0
Virginia Tech	— DNP —							
Miami	— DNP —							
North Carolina	— DNP —							
Pittsburgh	— DNP —							
Virginia	0	0	0	0	0	0	0	0
Wake Forest	0	0	0	0	0	0	0	0
Indiana	0	0	0	0	0	0	0	0

Year	G/GS	Rec	Yards	Avg.	TD	Lg
2015	9/3	5	36	7.20	0	27
Total	9/3	5	36	7.20	0	27



## 94 Collin Wareham

K • 5-9, 175 • JR.

McLEAN, VA.

ST. ALBANS SCHOOL [WASHINGTON, D.C.]

### 2016

Walk-on reserve kicker.

### 2015

Did not see game action.

### 2014

Did not see game action.

### PRIOR TO DUKE

Three-year letterman as a kicker and punter at St. Albans under coach Gary Schnell ... during senior campaign, started in nine games as both kicker and punter (missing one game to injury) and continued a streak of 70 consecutive PAT's started in his junior year ... in junior campaign, made all 36 PATs attempted and converted three-of-four field goal attempts and earned first team All-Interstate Athletic Conference honors ... as a sophomore, made 23-of-26 PATs and lone field goal attempt ... also lettered in baseball.

### PERSONAL

Son of James and Laura Wareham ... brother, Sean, graduated from Duke in 2015 ... born August 1, 1995 ... majoring in economics.



## 45 Kyle Wellner

S • 6-2, 210 • SR.

MILL NECK, N.Y.

DEERFIELD ACADEMY [MASS.]

### 2016

Walk-on reserve safety.

### 2015

Did not see game action.

### 2014

Did not see game action.

### PRIOR TO DUKE

Three-year letterman at Deerfield Academy under coach Mike Silipo ... also lettered in swimming and crew.

### PERSONAL

Son of Deborah Norville and Karl Wellner ... brother, Nick, graduated from Duke in 2013 and served as captain of the Rugby club team ... cousin, Lisa Beavers, earned a varsity letter in 2000 as a member of the swimming & diving program at the University of Kentucky ... born December 12, 1994 ... majoring in public policy studies while minoring in history ... also pursuing a certificate in markets and management.



## 35 Antone Williams

CB • 5-11, 175 • FR.

ATLANTA, GA.


WOODWARD ACADEMY

### PRIOR TO DUKE

Four-year letterman at Woodward Academy under head coach John Hunt ... three-star prospect by *ESPN.com*, *Rivals.com*, *247Sports.com* and *Scout.com* ... ranked as the No. 48 cornerback in the country by *Rivals.com*, No. 52 by *ESPN.com* and No. 70 by *247Sports.com* ... honorable mention all-state (4A) pick by the *Georgia Sports Writers Association* and first team all-metro choice by the *Atlanta Journal Constitution* following final campaign ... earned first team All-Region 5-AAAA honors as a senior ... served as team captain as a senior ... in senior season, helped Woodward Academy to a 10-0 regular season record, 13-1 overall mark, second straight region 5-AAAA championship and trip to the Georgia High School Association (GHSA) AAAA state semifinals ... posted 14 tackles and one INT while catching 22 passes for 334 yards and two TDs ... added 235 kickoff return yards on eight attempts ... Georgia Athletic Coaches Association North-South All-Star selection, representing the North squad ... as a junior, earned second team All-Region 5-AAAA honors as a defensive back after carding 32 tackles, two INTs, five PBUs and one fumble recovery ... guided Woodward Academy to an 11-3 record and share of the Region 5-AAAA championship ... during sophomore year, had 29 tackles, two INTs and three PBUs while helping the War Eagles to a 9-3 record and share of the region 6-AAA title with a 5-1 mark ... as a freshman, team posted a 7-4 record and qualified for the GHSA playoffs ... also lettered in basketball and track and field ... four-time qualifier for the GHSA 3A state track and field championships ... at the state meet as a senior, placed fourth in both the 110-meter hurdles (14.94) and 300-meter hurdles (39.53) ... at the state meet as a junior, placed seventh in the 300-meter hurdles (40.83) and helped the 4x100-meter relay squad place sixth (42.87) ... school record holder in the 110 hurdles (14.81) and as part of the 4x100-meter relay (42.43).

### PERSONAL

Son of Roy Williams and Sophia and James Jackson ... stepfather, James Jackson, was a four-year letterman (1986-87-88-89) at Chattanooga, earned Southern Conference Defensive Player of the Year honors and received second team All-America accolades from the *Associated Press*, *American Football Coaches Association* and *Kodak* ... born May 21, 1998.



## 29 Shaun Wilson

RB • 5-9, 180 • JR.

CHARLOTTE, N.C.

WEST MECKLENBURG HIGH SCHOOL

### 2016

Scheduled to compete with Jela Duncan for the starting RB spot ... could play a significant role in both the kickoff and punt return games ... candidate for the Doak Walker Award, an honor presented annually to the top running back in the nation by the PwC SMU Athletic Forum ... in 24 games (2 starts), has rushed 162 times for 1,022 yards (6.31) and eight TDs, caught 37 passes for 386 yards (10.43) and two TDs, thrown one INT in lone passing attempt and returned four kickoffs for 164 yards (41.00) and one TD ... has amassed 1,572 all-purpose yards ... has scored 66 career points ... has lost three fumbles in 204 career touches ... has played 535 career snaps ... has topped the 100-yard plateau on the ground twice against Kansas (245 in 2014) and Indiana (103 in 2015) ... has rushed for 50+ yards in seven career games ... has nine career rushing attempts of 20+ yards including a personal-long 85-yard TD jaunt against Indiana in 2015 ... owns personal bests of three rushing TDs and 18 total points against Kansas in 2014 ... has nine career games with 2+ pass receptions including a personal-high six against both Miami in 2014 and Northwestern in 2015 ... has five career games with 35+ receiving yards including a personal-best 102 versus N.C. Central in 2015 ... has two career games with 250+ all-purpose yards against Kansas (252; 2014) and Indiana (282; 2015) ... has three scoring plays of 85+ yards (89-yard reception vs. N.C. Central, 2015; 85-yard rush vs. Indiana, 2015; 98-yard kickoff return vs. Indiana, 2015) ... has four scoring plays from scrimmage of 65+ yards (69-yard rush vs. Kansas, 2014; 68-yard rush vs. Kansas, 2014; 89-yard reception vs. N.C. Central, 2015; 85-yard rush vs. Indiana, 2015) ... has five TD rushes of 45+ yards (69 yards vs. Kansas, 2014; 68 yards vs. Kansas, 2014; 45 yards vs. Kansas, 2014; 58 yards vs. Virginia Tech, 2015; 85 yards vs. Indiana, 2015) ... only active player nationally to register TDs covering 80+ yards via rush, reception and return ... teams with Duncan (1,575) and QB Thomas Sirk (1,041) to give the Blue Devils the only active trio in the ACC with 1,000+ career ground yards each ... the trio enters the 2016 campaign with a combined 3,638 ground yards and 35 TDs ... pairs with Duncan to give Duke one of the ACC's five active RB tandems with 1,000+ career rushing yards each, joining Boston College (Myles Willis [1,064] & Jon Hillman [1,058], Clemson (Wayne Gallman [2,296] & Deshaun Watson [1,305]), North Carolina (Elijah Hood [1,722] & T.J. Logan [1,515]) and Pittsburgh (James Conner [2,641] & Qadree Ollison [1,121]) ... sits 478 rushing yards shy of becoming the 22nd player in Duke history to reach the 1,500-yard standard on the ground ... holds Duke single-game records for rushing yards (245 vs. Kansas, 2014) and TD rushes of 20+ yards (3 vs. Kansas, 2014) ... holds Duke single-season mark for average yards per rushing attempt (7.67 in 2014) ... shares the Duke record for most rushing TDs of 50+ yards in a career (4; tied with George Clark [1944-47] and Jay Wilkinson [1961-63]) ... shares Duke record for longest rush from scrimmage (85 yards vs. Indiana, 2015; tied with Charlie Smith [85 yards vs. Virginia Tech, 1951]) ... owns the 29th-highest single-game rushing total in ACC history (245 vs. Kansas, 2014) ... ranks 45th on Duke's all-time rushing yardage list ... in the program's post-spring strength and conditioning evaluation, led the RB unit in both vertical jump (34.0") and broad jump (9'6").

### 2015

Played in 11 games with two starts ... missed weeks against North Carolina and Pittsburgh ... earned starting assignments versus Northwestern and Georgia Tech ... co-MVP of the New Era Pinstripe Bowl along with QB Thomas Sirk ... ESPN All-Bowl Team selection ... rushed 84 times for 424 yards (5.05) and three TDs ... caught 19 passes for 207 (10.90) yards and one TD ... threw one INT in lone passing attempt ... returned four kickoffs for 164 yards (41.00) and one TD ... compiled 795 all-purpose yards ... scored 30 points ... rushed for 50+ yards four times including a season-high 103 yards with an 85-yard TD dash against Indiana in the New Era Pinstripe Bowl ... the 85-yard rush matched the Duke record for longest run from scrimmage, equaling the standard set by Charlie Smith against Virginia Tech in 1951 ... also against the Hoosiers, caught two passes for 15 yards, threw one INT and returned four kickoffs for 164 yards including a 98-yard TD ... other ground TDs came versus N.C. Central and Virginia Tech ... scoring run versus the Hokies covered 58 yards ... had 2+ receptions in five weeks including a season-high six catches against Northwestern ... recorded a season-high 103 receiving yards versus N.C. Central with an 89-yard TD catch from QB Thomas Sirk ... the 89-yard reception marked the third-longest catch in Duke history, trailing only grabs by Jamison Crowder (99 yards from Sean Renfree vs. Miami, 2012) and Clarkston Hines (97 yards from Dave Brown vs. Wake Forest, 1989) ... only player nationally to register TDs covering 80+ yards via rush, reception and return ... lost two fumbles in 108 touches ... on the field for 290 snaps.

### 2014

Honorable mention Freshman All-America selection by *College Football News* ... finished fourth in the balloting for ACC Rookie of the Year by the league's head coaches ... Academic All-ACC ... played in all 13 games ... rushed 78 times for 598 yards (7.67) and five TDs ... caught 18 passes for 179 yards (9.94) and one TD ... compiled 777 all-purpose yards ... established Duke single-season record for average rushing yards per attempt, breaking the previous standard of 7.43 set by College Football Hall of Fame member Ace Parker in 1935 ... led the ACC in rushing yards per attempt (minimum 500 net yards) ... among rookies in the ACC, ranked third in rushing TDs and fourth in rushing yardage ... in week three, rushed 12 times for a Duke single-game record 245 yards and three TDs while catching one pass for seven yards in a 41-3 win over Kansas ... scoring jaunts covered 69, 68 and 45 yards to establish Duke single-game record for most TD rushes for 20+ yards and equal the school single-game standard for TD rushes of 50+ yards ... the rushing yardage total eclipsed the previous Blue Devil standard of 238 yards set by Robert Baldwin against Maryland in 1994 and ranked as the third-highest single-game total in the ACC for the season, trailing only performances by Pittsburgh's James Conner (263 vs. Duke on November 1) and Miami's Duke Johnson (249 vs. Virginia Tech on October 25) ... yardage total ranked as the fifth-highest single-game total by a freshman nationally on the season, trailing only Oklahoma's Samaje Perine (427 vs. Kansas on November 22), Wyoming's Brian Hill (281 vs. Fresno State on November 1), South Florida's Marlon Mack (275 vs. Western Carolina on August 30) and Georgia's Nick Chubb (266 vs. Louisville on December 30) ... the 245-yard total ranks as the 29th-highest single-game total in ACC history ... also against the Jayhawks, set Duke freshman single-game record for rushing TDs, matched the Duke freshman single-game standard for total points (18), recorded the second-most rushing yards in a single half by a Blue Devil (164 in the 2nd; trailing only a 175-yard 1st half effort by Steve Jones vs. Virginia in 1972) and posted the second-highest single-game all-purpose yardage total by a freshman in school history (252; trailing only Desmond Scott's total of 259 vs. Wake Forest in 2009) ... the three rushing TDs also matched the eighth-highest single-game total in school history ... became the second player in Duke history to post two runs from scrimmage of 68+ yards, joining Jap Davis, who had rushes of 77 and 78 yards against Georgia Tech in 1940 ... earned *Athlon Sports* National Freshman of the Week and ACC Rookie of the Week honors for his performance versus the Jayhawks ... also reached the 70-yard plateau on the ground versus Elon (6-71) and Tulane (7-70) ... scored single-game rushing TDs versus Tulane and Wake Forest ... logged season-highs of six pass receptions and 74 receiving yards at Miami ... lone receiving TD of the year came at Pittsburgh ... on Duke's single-season charts for freshman, totals rank second for rushing yardage, tied for third in rushing TDs, tied for seventh in total points (36) and 10th in all-purpose yards ... paired with Shaquille Powell (618) to form the 13th duo in school history to register 500+ rushing yards each in a single season ... along with Anthony Boone (5) and Thomas Sirk (8), formed the fourth trio in Duke history to post 5+ rushing TDs each in a single campaign ... one of five true freshmen to earn a varsity letter, joining Xavier Carmichael, Davis Koppenhaver, Zach Muñoz and Alonzo Saxton II ... lost one fumble in 96 touches ... on the field for 245 snaps.

### PRIOR TO DUKE

Four-year letterman at West Mecklenburg under Jeff Caldwell ... listed as the No. 46 running back in the nation by *ESPN.com* ... over final two seasons, helped team to 18 wins and two state playoff berths ... as a senior, rushed for 1,857 yards and 32 TDs ... first team All-Mecklenburg selection by the *Charlotte Observer* following senior season ... rushed for over 5,500 yards along with 75 TDs in prep career ... four-time all-conference selection ... member of the North Carolina squad for the 77th annual Shrine Bowl of the Carolinas played on December 21, 2013, in Spartanburg, S.C. ... also played basketball.

### PERSONAL

Son of Lakesha Huntley and Andre Wilson ... born December 2, 1995 ... majoring in sociology.



## STATISTICS

2014									
Opponent	Rush	Yds	Lg	TD	Rec	Yds	Lg	TD	
Elon	6	71	26	0	1	1	1	0	
Troy	3	18	8	0	1	8	8	0	
Kansas	12	245	69	3	1	7	7	0	
Tulane	7	70	26	1	0	0	0	0	
Miami	8	31	11	0	6	74	21	0	
Georgia Tech	7	31	13	0	2	37	29	0	
Virginia	4	19	13	0	0	0	0	0	
Pittsburgh	8	43	11	0	4	43	16	1	
Syracuse	3	7	5	0	2	8	5	0	
Virginia Tech	6	18	10	0	0	0	0	0	
North Carolina	5	15	4	0	1	1	1	0	
Wake Forest	5	22	8	1	0	0	0	0	
Arizona State	4	8	5	0	0	0	0	0	

2015									
Opponent	Rush	Yds	Lg	TD	Rec	Yds	Lg	TD	
Tulane	15	77	21	0	2	18	11	0	
N.C. Central	17	57	8	1	3	102	89	1	
Northwestern <sup>1</sup>	10	45	11	0	6	39	15	0	
Georgia Tech <sup>2</sup>	3	5	3	0	1	6	6	0	
Boston College	4	8	3	0	1	2	2	0	
Army West Point	8	18	9	0	0	0	0	0	
Virginia Tech	4	60	58	1	0	0	0	0	
Miami	7	43	19	0	1	7	7	0	
North Carolina	— DNP —								
Pittsburgh	— DNP —								
Virginia	2	5	4	0	1	2	2	0	
Wake Forest	5	3	2	0	2	16	9	0	
Indiana	9	103	85	1	2	15	12	0	

Year	G/GS	Rush	Yards	Avg.	TD	Lg
2014	13/0	78	598	7.67	5	69
2015	11/2	84	424	5.05	3	85
Total	24/2	162	1,022	6.31	8	85

Year	G/GS	Rec	Yards	Avg.	TD	Lg
2014	13/0	18	179	9.94	1	29
2015	11/2	19	207	10.90	1	89
Total	24/2	37	386	10.43	2	89

Year	G/GS	Comp	Att	Pct.	Yards	TD	INT	Lg
2014	13/0	0	0	.000	0	0	0	—
2015	11/2	0	1	.000	0	0	1	—
Total	24/2	0	1	.000	0	0	1	—

Year	G/GS	KOR	Yards	Avg.	TD	Lg
2014	13/0	0	0	0.00	0	—
2015	11/2	4	164	41.00	1	98
Total	24/2	4	164	41.00	1	98

NOTE: Returned kickoff 98 yards for a TD vs. Indiana, 2015

## SINGLE-GAME CAREER HIGHS

Category	Career-high, Opponent, Year
Rush attempts	17 vs. N.C. Central, 2015
Rushing yards	245 vs. Kansas, 2014
Rushing TDs	3 vs. Kansas, 2014
Pass receptions	6, twice; last vs. Northwestern, 2015
Pass receiving yards	102 vs. N.C. Central, 2015
Receiving TDs	1, twice; last vs. N.C. Central, 2015
Kickoff returns	4 vs. Indiana, 2015
Kickoff return yards	164 vs. Indiana, 2015
Kickoff return TDs	1 vs. Indiana, 2015
All-purpose yards	282 (103 RUSH, 15 REC, 164 KOR, 0 PR) vs. Indiana, 2015
Longest rush	85 yards vs. Indiana, 2015
Longest reception	89 yards from Thomas Sirk vs. N.C. Central, 2015
Longest kickoff return	98 yards vs. Indiana, 2015



## 93

### A.J. Wolf

DT • 6-4, 280 • R-SR.

GREENWICH, CONN.

HACKLEY SCHOOL [N.Y.]

## 2016

Returning starter at defensive tackle ... Duke's most experienced defensive lineman ... returning first team CoSIDA Academic All-America selection ... named to the preseason Watch List for the Lott IMPACT Trophy, an honor presented annually by the Pacific Club IMPACT Foundation ... listed as the ACC's Top Scholar by *Sporting News* ... in 36 career games (13 starts), has 86 tackles, 5.5 TFL, 0.5 quarterback sack, one fumble recovery and three QB pressures ... has played 1,002 snaps ... has 2+ tackles in 20 career games including a personal-high 10 stops against Pittsburgh in 2015 ... in the program's post-spring strength and conditioning evaluation, posted the team's sixth-highest combined three-lift (Bench press [375 lbs.], squat [475 lbs.] & power clean [313 lbs.]) total with 1,163 pounds.

## 2015

First team CoSIDA Academic All-America choice ... first team CoSIDA Academic All-District III honoree ... Academic All-ACC selection ... received the program's Mike McGee Award as the team's most outstanding defensive lineman ... ACC Defensive Lineman of the Week pick following win over Georgia Tech ... started all 13 games ... posted 54 tackles, 4.0 TFL, 0.5 quarterback sack and three QB pressures ... logged 2+ tackles in 11 games including a season-high 10 stops against Pittsburgh ... carded nine tackles and 0.5 TFL in the win at Virginia ... had eight stops in the victory over Georgia Tech ... booked three tackles, 2.0 TFL and two QB pressures at North Carolina ... on the field for 577 total snaps.

## 2014

Played in all 13 games ... recorded 23 tackles, 1.5 tackles for loss and one fumble recovery ... posted 2+ tackles in seven games including a season-high five stops in the win at Georgia Tech ... logged four stops against Virginia ... had one shared tackle for loss and one fumble recovery versus Wake Forest ... in the Hyundai Sun Bowl against Arizona State, lone tackle of the afternoon produced a loss of one yard on a 4th-and-1 snap for the Sun Devils at the Duke 39 yard line, enabling the Blue Devils to gain possession and march 60 yards on 12 plays to take a 31-30 advantage with 5:03 remaining in the fourth period ... on the field for 256 total snaps.

## 2013

Played in 10 games ... missed weeks 3-6 due to leg injury ... received the Mike Suglia Award, an honor presented annually to the sophomore member of the Duke football program who best exemplifies the academic and athletic qualities of the late Mike Suglia ... compiled nine tackles ... had a season-high three stops in road win over Virginia Tech ... added two tackles in the Dr Pepper ACC Championship Game against Florida State ... on the field for 169 total snaps.

## 2012

Did not see game action.

## PRIOR TO DUKE

Four-year letterman at Hackley under coach Phil Treglia ... charted as the No. 58 weakest defensive end in the nation by *247Sports.com* ... two-time all-state selection by the *New York State Sportswriters Association*, earning first team recognition as a senior and second team honors following junior season ... as a senior, posted 98 tackles with three quarterback sacks and earned team MVP honors ... registered 102 tackles with three fumble recoveries in junior campaign ... carded 51 tackles, four sacks and five fumble recoveries during sophomore season ... three-time first team all-league honoree ... two-time all-county pick ... also lettered in basketball and track and field ... four-time NYSAIS champion in the discus and shot put ... also won the shot put title at junior nationals.

## PERSONAL

Son of August and Anne Wolf ... father set Princeton University and Ivy League records in both the indoor and outdoor shot put, was a member of the United States Olympic Track & Field team and placed fourth in the shot put competition at the 1984 Olympic Games in Los Angeles, Calif. ... born April 28, 1994 ... majoring in public policy studies ... also pursuing a certificate in markets and management.

## STATISTICS

## 2013

Opponent	Solo	Ast	Total	TFL	QBS	INT	PBU	CF	FR	QBH
N.C. Central	0	1	1	0.0-0	0.0-0	0	0	0	0	0
Memphis	0	0	0	0.0-0	0.0-0	0	0	0	0	0
Georgia Tech	— DNP —									
Pittsburgh	— DNP —									
Troy	— DNP —									
Navy	— DNP —									
Virginia	1	0	1	0.0-0	0.0-0	0	0	0	0	0
Virginia Tech	2	1	3	0.0-0	0.0-0	0	0	0	0	0
N.C. State	0	1	1	0.0-0	0.0-0	0	0	0	0	0
Miami	0	0	0	0.0-0	0.0-0	0	0	0	0	0
Wake Forest	0	0	0	0.0-0	0.0-0	0	0	0	0	0
North Carolina	0	0	0	0.0-0	0.0-0	0	0	0	0	0
Florida State	1	1	2	0.0-0	0.0-0	0	0	0	0	0
Texas A&M	1	0	1	0.0-0	0.0-0	0	0	0	0	0

## 2014

Opponent	Solo	Ast	Total	TFL	QBS	INT	PBU	CF	FR	QBH
Elon	1	0	1	0.0-0	0.0-0	0	0	0	0	0
Troy	2	0	2	0.0-0	0.0-0	0	0	0	0	0
Kansas	0	2	2	0.0-0	0.0-0	0	0	0	0	0
Tulane	0	1	1	0.0-0	0.0-0	0	0	0	0	0
Miami	1	1	2	0.0-0	0.0-0	0	0	0	0	0
Georgia Tech	5	0	5	0.0-0	0.0-0	0	0	0	0	0
Virginia	1	3	4	0.0-0	0.0-0	0	0	0	0	0
Pittsburgh	0	0	0	0.0-0	0.0-0	0	0	0	0	0
Syracuse	0	0	0	0.0-0	0.0-0	0	0	0	0	0
Virginia Tech	1	1	2	0.0-0	0.0-0	0	0	0	0	0
North Carolina	1	1	2	0.0-0	0.0-0	0	0	0	0	0
Wake Forest	0	1	1	0.5-1	0.0-0	0	0	0	1	0
Arizona State	1	0	1	1.0-1	0.0-0	0	0	0	0	0

## 2015

Opponent	Solo	Ast	Total	TFL	QBS	INT	PBU	CF	FR	QBH
Tulane <sup>1</sup>	1	1	2	0.0-0	0.0-0	0	0	0	0	0
N.C. Central <sup>2</sup>	0	1	1	0.5-4	0.5-4	0	0	0	0	0
Northwestern <sup>3</sup>	1	2	3	0.5-1	0.0-0	0	0	0	0	0
Georgia Tech <sup>4</sup>	3	5	8	0.0-0	0.0-0	0	0	0	0	0
Boston College <sup>5</sup>	1	4	5	0.5-1	0.0-0	0	0	0	0	0
Army West Point <sup>6</sup>	0	3	3	0.0-0	0.0-0	0	0	0	0	0
Virginia Tech <sup>7</sup>	3	6	9	0.5-3	0.0-0	0	0	0	0	1
Miami <sup>8</sup>	1	1	2	0.0-0	0.0-0	0	0	0	0	0
North Carolina <sup>9</sup>	2	1	3	2.0-2	0.0-0	0	0	0	0	2
Pittsburgh <sup>10</sup>	7	3	10	0.0-0	0.0-0	0	0	0	0	0
Virginia <sup>11</sup>	0	2	2	0.0-0	0.0-0	0	0	0	0	0
Wake Forest <sup>12</sup>	0	1	1	0.0-0	0.0-0	0	0	0	0	0
Indiana <sup>13</sup>	2	3	5	0.0-0	0.0-0	0	0	0	0	0

Year	G/GS	Solo	Ast	Total	TFL	QBS	INT	PBU	CF	FR	QBH
2013	10/0	5	4	9	0.0-0	0.0-0	0	0	0	0	0
2014	13/0	13	10	23	1.5-2	0.0-0	0	0	0	1	0
2015	13/13	21	33	54	4.0-11	0.5-4	0	0	0	0	3
Total	36/13	39	47	86	5.5-13	0.5-4	0	0	0	1	3



## 58 Ben Wyatt

LS • 6-1, 230 • FR.

DAVIDSON, N.C.

CANNON SCHOOL

## PRIOR TO DUKE

Four-year letterman at Cannon School under coach Brad Hoover ... helped Cannon School to a pair of state playoff appearances in final two campaigns ... two-year team captain ... earned All-America honors as a long snapper as a senior ... two-time all-state pick at line-backer ... carded 134 tackles as a senior ... finished career with 380 total tackles.

## PERSONAL

Son of Edna and James Wyatt ... father graduated from Duke in 1982 ... born April 22, 1998.



## 8 Aaron Young

WR • 6-2, 200 • R-FR.

MURRIETA, CALIF.

MURRIETA VALLEY HIGH SCHOOL

## 2016

Reserve wide receiver ... in the program's post-spring strength and conditioning evaluation, led the WR unit in bench press (315 lbs.).

## 2015

Did not see game action.


## PRIOR TO DUKE

Four-year letterwinner at Murrieta Valley High School under coaches Greg Ireland, Vinny Fazio and George Wilson ... ranked as the No. 91 wide receiver in the country by *247Sports.com* ... finished senior year with 61 receptions for 1,083 yards and 16 TDs ... named to the All-Southwestern League first team ... selected to play in the 2015 West Coast Bowl ... as a junior, tallied 38 catches for 605 yards and three TDs ... as a sophomore, helped the Nighthawks to a 10-2 record.

## PERSONAL

Son of Valerie and Michael Young ... born December 27, 1996.





**STAFF**





## David Cutcliffe

HEAD COACH  
9TH SEASON AT DUKE  
ALABAMA, 1976

David Cutcliffe, the 2013 National Coach of the Year who has earned both ACC and SEC Coach of the Year honors in a distinguished career that includes the mentoring of Super Bowl MVP quarterbacks Peyton and Eli Manning, was named Duke University's 21st head football coach on December 15, 2007.

Cutcliffe is 48-53 (.475) in eight seasons at Duke and owns an overall head coaching ledger of 92-82 (.529). Cutcliffe's 48 victories in eight years with the Blue Devils are 38 more than the program's total in the previous eight seasons (2000-07) combined.

In addition to guiding the Blue Devil gridiron program, Cutcliffe serves on the American Football Coaches Association's Board of Trustees.

Duke's ascension into the national college football landscape has been spearheaded by Cutcliffe, who took over the program prior to the 2008 campaign after the Blue Devils had won just 10 total games in the previous eight seasons. Cutcliffe's vision has come together in the last four years with 33 victories, four bowl appearances and the 2013 ACC Coastal Division championship.

Highlights from the last four years include the program's first bowl victory since 1961, an NFL first round draft pick in Laken Tomlinson (2014), an eight-game winning streak in 2013 (Duke's longest since 1941), the program's first appearance in the BCS standings in 2013 and in the College Football Playoff rankings in 2014 and a final national rankings in both polls in 2013 (22nd by *USA Today/Coaches* & 23rd by *Associated Press*) to mark Duke's first showing in a final poll since 1962. Cutcliffe directed the 2013 Blue Devils to a school record four fourth quarter victories as well as, for the first time since 1971, two wins over nationally-ranked opponents. A year later, Cutcliffe had Duke as high as No. 19 in both the *USA Today* and *Associated Press* polls, its highest AP ranking since November 12, 1994. Duke also won two or more games as a ranked team in consecutive years for the first time since the 1954-55 seasons.

Cutcliffe's 2015 squad continued the elevation of the program as it captured eight wins, marking the first time in school history the Blue Devils have posted three consecutive seasons with eight-plus victories. In addition, the season capped the most successful three-year stretch in Duke history with 27 total wins while the Blue Devils earned a berth in an unprecedented fourth straight bowl game last winter, defeating Indiana, 44-41 in overtime, in the New Era Pinstripe Bowl.

Under Cutcliffe's guidance in 2015, Jeremy Cash became the first player in Duke history to earn first, second or third team All-America honors in three seasons (2013-14-15). A finalist for the Nagurski Trophy, an honor presented each year to the nation's top defensive player, Cash also became Duke's fourth straight recipient of the Jim Tatum Award, an annual honor for the ACC's top senior scholar-athlete for football.

In 2014, Cutcliffe was honored as the AFCA's Region I Coach of the Year after guiding the Blue Devils to a 9-4 campaign and appearance in the Hyundai Sun Bowl. In addition, wide receiver Jamison Crowder finished his career in 2014 with 283 receptions, tied with former Blue Devil wideout Conner Vernon (2009-12/283) for the Duke and ACC career records. A fourth round pick of the Washington Redskins in the 2015 NFL Draft, Crowder also capped his career with the second most receiving yards in program history (3,641 — third-most in the ACC) and joined Clarkston Hines (1987-88-89) as the only ACC players with three 1,000-yard seasons. Another record breaker in 2014 under Cutcliffe's tutoring was quarterback Anthony Boone, who won 19 games as a starter, surpassing Jerry Barger (1951-54; 17) for the most victories by a Duke signal caller in program history.

Duke continued its off-the-field success under Cutcliffe in 2014 as linebacker David Helton became Duke's first National Football Foundation William V. Campbell Trophy winner, awarded to the nation's absolute best college football student-athlete. Helton was also a first-team CoSIDA Academic All-America honoree and the ACC's Jim Tatum Award winner. Tomlinson was named to the AFCA Good Works Team, the fifth such selection under Cutcliffe at Duke. Tomlinson also was named the Orange Bowl-FWAA Courage Award recipient and was one of a league-high 13 Blue Devils to receive Academic All-ACC honors.

In 2013, Cutcliffe guided the Blue Devils to a school record 10 wins, including the ACC Coastal Division championship and an appearance in the 46th annual Chick-fil-A Bowl where Duke's matchup with Texas A&M registered nearly nine million viewers to rank as ESPN's most-watched non-BCS bowl game. For his efforts, Cutcliffe was named the National Coach of the Year by five outlets — American Football Coaches Association, Bobby Dodd Foundation, Maxwell Football Club, Sporting News and Walter Camp Foundation — while earning his second consecutive ACC Coach of the Year citation.

Cutcliffe's 2013 squad featured three All-America selections — Cash, Crowder and

kickoff returner DeVon Edwards — as well as a school record 11 All-ACC picks. A perfect November record of 4-0 included wins over N.C. State, Miami, Wake Forest and North Carolina and propelled the Blue Devils to the Dr Pepper ACC Championship Game for the first time in school history. In addition, Duke enjoyed a perfect 5-0 record on the road — the program's best mark since 1962 — and won four-plus home games and four-plus away games in a season for just the third time in school history, joining the 1939 & 1941 teams, all after being a consensus last place projection in the conference standings.

Duke's 2013 club became the first ACC squad to lose its first two conference games and win the division championship. Other highlights included a league-high 21 selections to the Academic All-ACC team, numerous school records including most points and total offensive yards and cornerback Ross Cockrell being selected in the fourth round of the 2014 NFL Draft by the Buffalo Bills.

In 2012, Cutcliffe was named the ACC Coach of the Year after leading the Blue Devils to the program's first bowl game appearance since 1994. Duke enjoyed the year with nine players earning All-ACC recognition including first team selections Cockrell, punter Will Monday and Vernon.

In addition, quarterback Sean Renfree, who threw for over 3,000 yards for the second time in his career, achieved numerous post-season accolades including the National Football Foundation Scholar-Athlete Award, the Pop Warner National College Football Award and the ACC's Jim Tatum Award while earning a spot on the prestigious AFCA Good Works Team. Renfree went on to be a seventh round pick of the Atlanta Falcons in the 2013 NFL Draft.

Cutcliffe's innovative offensive scheme was again put on display during the 2012 season as the Blue Devils scored a then school single-season record 410 points and became just the second team in ACC history to boast two receivers — Vernon and Crowder — with at least 1,000 receiving yards apiece. The Crowder-Vernon combination also established a conference record for most combined receptions (161) while becoming the first duo in league history to post 75 or more receptions each.

Vernon closed his career as the ACC's all-time leader in both pass receptions (283) and receiving yards (3,749) while Crowder etched his name into the NCAA record book with a 99-yard touchdown reception from Renfree against Miami.

The 2011 season — Cutcliffe's fourth in Durham — featured outstanding play from safety Matt Daniels, a first team All-ACC and second team All-America selection who represented Duke in the annual East-West Shrine Game. The Fayetteville, Ga., native posted 128 tackles, 14 pass break-ups and two interceptions in his final season. Following the season, Duke had a then ACC-record 19 players named to the league's academic all-conference squad. The Blue Devils broke the record a year later in 2012 with 20 selections.

In 2010, the Blue Devil offense produced an average of 381.3 yards per game — Duke's highest total since 1989 — as Renfree became just the fourth player in school history to throw for over 3,000 yards. In addition, kicker Will Snyderwine was a first team All-America honoree after booting a then school single-season record 21 field goals and compiling 95 points to post the then second-highest single-season total in Duke history.

Cutcliffe's second campaign at Duke — 2009 — yielded a 5-7 ledger to give the program its most wins in a season since 1994. Quarterback Thaddeus Lewis, a two-time All-ACC selection who started the regular season finale for the Cleveland Browns in 2012 before throwing for 1,092 yards for the Buffalo Bills in 2013, led the conference in passing after throwing for 3,330 yards and 20 touchdowns against just eight interceptions. Lewis concluded his career with 10,065 yards to rank first at Duke and second in ACC history in passing yardage.

In 2008, Cutcliffe led the Blue Devils to four victories — matching the school's win total from the previous four seasons combined.

Duke's fan support also has increased since Cutcliffe took the helm of the gridiron program. In his first season, Duke set a school single-season record with four home crowds of 30,000 or more spectators. Eighteen of Duke's 47 home dates in the Cutcliffe Era have reached 30,000 fans — compared to just four of the previous 47 home games prior to his arrival. In 2010, Duke established a school record for attendance with 201,248 total spectators at Wallace Wade Stadium.

Cutcliffe, born September 16, 1954, came to Duke after serving the previous two seasons as assistant head coach and offensive coordinator at the University of Tennessee. His head coaching experience includes a six-year stint at the University of Mississippi from 1999-04 where he compiled a 44-29 (.603) ledger with five winning seasons, five bowl game appearances and a share of the SEC Western Division championship in 2003. Cutcliffe was named the SEC Coach of the Year in 2003 after leading the Rebels to a 10-3 record including a 31-28 victory over Oklahoma State in the Cotton Bowl.

Cutcliffe has participated in 25 bowl games including the 1982 Peach, 1983 Florida Citrus, 1984 Sun, 1986 Sugar, 1986 Liberty, 1988 Peach, 1990 Cotton, 1991 Sugar, 1992 Fiesta, 1993 Hall of Fame, 1994 Florida Citrus, 1994 Gator, 1996 Florida Citrus, 1997 Florida Citrus, 1998 Orange, 1998 Independence, 1999 Independence, 2000 Music City, 2002 Independence, 2004 Cotton, 2007 Outback, 2008 Outback, 2012 Belk, 2013 Chick-fil-A, 2014 Hyundai Sun and 2015 New Era Pinstripe. He owns a 4-4 (.500) record as a head coach in bowl tilts with wins over Oklahoma, Nebraska, Oklahoma State, Texas Tech and Indiana.

As a member of the coaching staff at Tennessee from 1982-98, Cutcliffe helped the Volunteers to five SEC championships, 16 bowl games in 17 seasons and the national title in 1998. His first tenure with the Vols featured the mentoring of quarterbacks Andy Kelly, Heath Shuler, Tee Martin and Peyton Manning.



Kelly, who played at Tennessee from 1988-91 and graduated atop the school's career passing chart, went on to become the Arena Football League's career leader in pass completions, pass attempts, passing yards and touchdown passes. Shuler, a first team All-America choice in 1993 after throwing for 2,353 yards and a then school-record 25 touchdowns, was the third overall pick by the Washington Redskins in the 1994 NFL Draft. In November of 2006, Shuler was elected to the U.S. House of Representatives from North Carolina's 11th congressional district.

By throwing for 19 touchdowns against just six interceptions, Martin directed the Volunteer offense in 1998 as Tennessee went 13-0 and captured the SEC and national championships. Peyton Manning's career concluded in 1997 when the signal-caller threw for 3,819 yards and 36 touchdowns while earning first team All-America honors as well as the Maxwell Award, presented annually to the nation's top player. Peyton Manning was the top pick in the 1998 NFL Draft, earned league MVP honors in 2003, 2004, 2008 and 2009 and was named the MVP of Super Bowl XLI as his Indianapolis Colts defeated the Chicago Bears, 25-17, on February 4, 2007.

In 1997, the Tennessee offensive unit established school single-season standards for first downs (300), pass completions (296), pass attempts (492), passing yards (3,981), passing touchdowns (37) and total offense (5,794) as the Volunteers went 11-2 and defeated Auburn, 30-29, in the SEC championship game.

In 1998, Cutcliffe received the Frank Broyles Award, an honor given annually to the top assistant coach in the country. During Cutcliffe's tenure as offensive coordinator from 1993-98, Tennessee enjoyed four 1,000-yard rushers in Charlie Garner (1,161 in 1993), James Stewart (1,028 in 1994), Jay Graham (1,438 in 1995) and Jamal Lewis (1,364 in 1997). Stewart (19th overall pick by Jacksonville in 1995) and Lewis (5th overall pick by Baltimore in 2000) went on to be first round selections in the NFL Draft.

On December 2, 1998, Cutcliffe was named the head coach at Ole Miss and coached the Rebels in their 35-18 Independence Bowl win over Texas Tech to conclude the 1998 campaign.

While at Ole Miss, Cutcliffe tutored 2003 SEC Player of the Year Eli Manning. Manning was a first team All-America pick as a senior, closed his career with an SEC-record 10,119 passing yards and was the top overall choice in the 2004 NFL Draft. In his fourth professional season, he guided the New York Giants to the Super Bowl and earned MVP honors after throwing for 255 yards and two touchdowns in a 17-14 win over the New England Patriots on February 3, 2008.

Cutcliffe also coached three-time All-SEC running back Deuce McAllister, who set Rebel career records for rushing yards (3,060) and rushing touchdowns (37) and was a first round selection of the New Orleans Saints in the 2001 NFL Draft.

Cutcliffe's recruiting efforts at Ole Miss produced three national award winners in Eli Manning (2003; Maxwell Award), Jon Nichols (2003; Lou Groza Award presented annually to the top kicker in the nation) and Patrick Willis (2006; Butkus Award presented annually to the top linebacker in the country). During his six seasons at the helm of the Rebel program, Mississippi set school single-season records for total offense, passing offense and scoring offense while winning twice at both Auburn and LSU, securing consecutive victories over Florida, and defeating both Arkansas and South Carolina on three occasions.

In the spring of 2005, Cutcliffe joined the coaching staff at Notre Dame, but resigned from the post for health reasons. He then returned to Knoxville prior to the 2006 season. Cutcliffe helped the Volunteers to a 19-8 record from 2006-07 with two appearances in the Outback Bowl. In 2007, Tennessee went 10-4 with a 6-2 league mark en route to winning the SEC Eastern Division crown. The Tennessee offense allowed an NCAA-low four sacks on the year, and quarterback Erik Ainge earned MVP honors of the Outback Bowl after throwing for 365 yards and two touchdowns as the Volunteers defeated Wisconsin, 21-17. Tennessee running back Arian Foster rushed for 1,193 yards on the year while wide receiver Lucas Taylor reached the 1,000-yard plateau for receiving yards. In addition, offensive guard Anthony Parker garnered second team All-America accolades.

With Cutcliffe at offensive coordinator, Tennessee scored 30 or more points in 62 of 100 games, posting a 59-3 (.952) ledger in those contests. The Volunteers compiled an overall record of 173-54-7 (.754) during his 19 seasons. Cutcliffe is the only coach in SEC history to have two quarterbacks throw for over 10,000 career yards while his offenses produced the all-time leading passers, rushers and receivers at both Ole Miss and Tennessee.

Cutcliffe's coaching tenure as both an assistant and head coach features five quarterbacks that have surpassed the 3,000-yard barrier in a single season: Peyton Manning (Tennessee, 1996 & 1997), Eli Manning (Ole Miss, 2002 & 2003), Ainge (Tennessee, 2007), Lewis (Duke, 2009) and Renfree (Duke, 2010). In addition, 10 of Cutcliffe's signal-calling pupils have either earned all-conference honors or led their respective team to a bowl game victory.

A native of Birmingham, Ala., Cutcliffe graduated from the University of Alabama in 1976 and is a member of the Alabama Sports Hall of Fame Class of 2016. He got his start in coaching at Banks High School — his alma mater — and spent four years as an assistant coach before becoming the head coach in 1980.

Cutcliffe is married to the former Karen Oran of Harriman, Tenn., and they have four children (Chris, Marcus Hilliard, Katie [Kolls] & Emily), one daughter-in-law (Molly), one son-in-law (Chris Kolls) and four grandsons (Shivers, Bennett, Oliver & Campbell).

## CUTCLIFFE YEAR-BY-YEAR

Year	School	Position	Record	Notes
1982	Tennessee	Part time Assistant Coach	6-5-1	Peach Bowl participant
1983	Tennessee	Assistant Coach/TEs	9-3	Florida Citrus Bowl champion
1984	Tennessee	Assistant Coach/TEs	7-4-1	Sun Bowl participant
1985	Tennessee	Assistant Coach/TEs	9-1-2	SEC champion Sugar Bowl champion
1986	Tennessee	Assistant Coach/TEs	7-5	Liberty Bowl champion
1987	Tennessee	Assistant Coach/TEs	10-2-1	Peach Bowl champion
1988	Tennessee	Assistant Coach/TEs	5-6	
1989	Tennessee	Assistant Coach/RBs	11-1	SEC champion Cotton Bowl champion
1990	Tennessee	Assistant Coach/QBs	9-2-2	SEC champion Sugar Bowl champion
1991	Tennessee	Assistant Coach/QBs	9-3	Fiesta Bowl participant QB Andy Kelly: Led Tennessee to 24-5-2 record as starting QB
1992	Tennessee	Passing Game Coord./QBs	9-3	Hall of Fame Bowl champion
1993	Tennessee	Offensive Coordinator/QBs	10-2	Florida Citrus Bowl participant QB Heath Shuler: SEC Player of the Year; No. 3 overall pick in NFL Draft
1994	Tennessee	Offensive Coordinator/QBs	8-4	Gator Bowl champion
1995	Tennessee	Asst. Head Coach/OC/QBs	11-1	Florida Citrus Bowl champion
1996	Tennessee	Asst. Head Coach/OC/QBs	10-2	Florida Citrus Bowl champion
1997	Tennessee	Asst. Head Coach/OC/QBs	11-2	SEC champion Orange Bowl participant QB Peyton Manning: SEC Player of the Year; No. 1 overall pick in NFL Draft
1998	Tennessee	Asst. Head Coach/OC/QBs	13-0	National champion SEC champion Frank Broyles Award recipient QB Tee Martin: Set NCAA record for consecutive pass completions
1998	Ole Miss	Head Coach	1-0	Independence Bowl champion
1999	Ole Miss	Head Coach	8-4	Independence Bowl champion
2000	Ole Miss	Head Coach	7-5	Music City Bowl participant
2001	Ole Miss	Head Coach	7-4	
2002	Ole Miss	Head Coach	7-6	Independence Bowl champion
2003	Ole Miss	Head Coach	10-3	SEC Western Division Co-Champion Cotton Bowl champion SEC Coach of the Year QB Eli Manning: SEC Player of the Year; No. 1 overall pick in NFL Draft
2004	Ole Miss	Head Coach	4-7	
2006	Tennessee	Asst. Head Coach/OC/QBs	9-4	Outback Bowl participant
2007	Tennessee	Asst. Head Coach/OC/QBs	10-4	SEC Eastern Division co-champion SEC Championship Game participant Outback Bowl champion
2008	Duke	Head Coach	4-8	Nation's 2nd-most difficult schedule
2009	Duke	Head Coach	5-7	3 ACC wins — Duke's most since 1999 QB Thaddeus Lewis: 2nd ACC QB to throw for 10,000+ yards
2010	Duke	Head Coach	3-9	Highest yardage average since 1989
2011	Duke	Head Coach	3-9	2nd in ACC in passing Most rushing TDs since 1995
2012	Duke	Head Coach	6-7	Belk Bowl participant ACC Coach of the Year QB Sean Renfree: Duke's pass completion % leader; NFL Draft pick of Atlanta Falcons
2013	Duke	Head Coach	10-4	ACC Coastal Division champion ACC Championship game participant Chick-fil-A Bowl participant School record 10 wins National Coach of the Year (Bobby Dodd Foundation, Walter Camp Foundation, Maxwell Football Club, Sporting News & AFCA) ACC Coach of the Year
2014	Duke	Head Coach	9-4	Hyundai Sun Bowl participant AFCA Region I Coach of the Year Duke led the nation in fewest TFL allowed QB Anthony Boone: All-ACC; Duke record 19 wins as starting QB LB David Helton: NFF Campbell Trophy recipient as the nation's top student-athlete OT Laken Tomlinson: 1st team All-America; ACC Male Athlete of the Year; NFL 1st round draft pick
2015	Duke	Head Coach	8-5	New Era Pinstripe Bowl champion First Duke offense to average 190+ rushing & 240+ passing yards S Jeremy Cash: Unanimous 1st team All-America; ACC Defensive Player of the Year

Record as assistant coach at Tennessee (19 seasons):	173-54-7 (.754)
Record as head coach at Ole Miss (6+ seasons):	44-29 (.603)
Record as head coach at Duke (8 seasons):	48-53 (.475)

## CUTCLIFFE AT OLE MISS

## 1998

D 31	Texas Tech	N <sup>1</sup>	W	35-18	N, B, TV <sup>1</sup>
------	------------	----------------	---	-------	-----------------------

## 1999

S 4	Memphis	A	W	3-0	N
S 11	Arkansas State	H	W	38-14	N
S 18	Vanderbilt	H	L	34-37	OT, TV <sup>2</sup>
S 25	Auburn	A	W	24-17	OT, TV <sup>2</sup>
O 2	South Carolina	A	W	36-10	N
O 9	Tulane	H	W	20-13	[25], HC
O 16	[11] Alabama	H	L	24-30	[22], TV <sup>3</sup>
O 30	LSU	A	W	42-23	[25], N
N 6	[24] Arkansas	H	W	38-16	[23], TV <sup>4</sup>
N 20	[21] Georgia	H	L	17-20	[16], TV <sup>4</sup>
N 25	[18] Mississippi State	A	L	20-23	[23], N, TV <sup>1</sup>
D 31	Oklahoma	N <sup>1</sup>	W	27-25	N, B, TV <sup>1</sup>

## 2000

S 2	Tulane	H	W	49-20	[18], TV <sup>2</sup>
S 9	Auburn	H	L	27-35	[17], N, TV <sup>4</sup>
S 16	Vanderbilt	A	W	12-7	TV <sup>2</sup>
S 30	Kentucky	H	W	35-17	N
O 7	Arkansas State	H	W	35-10	
O 14	Alabama	A	L	7-45	[25], N, TV <sup>1</sup>
O 28	UNLV	H	W	43-40	OT, HC
N 4	Arkansas	A	W	38-24	
N 11	LSU	H	L	9-20	N, TV <sup>4</sup>
N 18	[21] Georgia	A	L	14-32	N, TV <sup>4</sup>
N 23	[23] Mississippi State	H	W	45-30	N, TV <sup>1</sup>
D 28	West Virginia	N <sup>2</sup>	L	38-49	B, TV <sup>1</sup>

## CUTCLIFFE AT DUKE

## 2008

A 30	James Madison	H	W	31-7	N
S 6	Northwestern	H	L	20-24	N
S 13	Navy	H	W	41-31	TV <sup>7</sup>
S 27	Virginia	H	W	31-3	TV <sup>7</sup>
O 4	Georgia Tech	A	L	0-27	TV <sup>7</sup>
O 18	Miami	H	L	31-49	HC, TV <sup>7</sup>
O 25	Vanderbilt	A	W	10-7	
N 1	Wake Forest	A	L	30-33	OT, TV <sup>10</sup>
N 8	N.C. State	H	L	17-27	TV <sup>10</sup>
N 15	Clemson	A	L	7-31	TV <sup>2</sup>
N 22	Virginia Tech	A	L	3-14	TV <sup>7</sup>
N 29	North Carolina	H	L	20-28	TV <sup>7</sup>

## 2009

S 5	Richmond	H	L	16-24	N
S 12	Army West Point	A	W	35-19	TV <sup>8</sup>
S 19	[22] Kansas	A	L	16-44	TV <sup>9</sup>
S 26	N.C. Central	H	W	49-14	N, HC
O 3	[6] Virginia Tech	H	L	26-34	TV <sup>10</sup>
O 10	N.C. State	A	W	49-28	TV <sup>7</sup>
O 24	Maryland	H	W	17-13	TV <sup>10</sup>
O 31	Virginia	A	W	28-17	TV <sup>10</sup>
N 7	North Carolina	A	L	6-19	TV <sup>7</sup>
N 14	[7] Georgia Tech	H	L	10-49	TV <sup>4</sup>
N 21	[20] Miami	A	L	16-34	TV <sup>7</sup>
N 28	Wake Forest	H	L	34-45	TV <sup>2</sup>

## 2010

S 4	Elon	H	W	41-27	N, TV <sup>10</sup>
S 11	Wake Forest	A	L	48-54	TV <sup>2</sup>
S 18	[1] Alabama	H	L	13-62	TV <sup>5</sup>
S 25	Army West Point	H	L	21-35	HC, TV <sup>10</sup>
O 2	Maryland	A	L	16-21	N, TV <sup>10</sup>
O 16	Miami	H	L	13-28	TV <sup>10</sup>
O 23	[23] Virginia Tech	A	L	7-44	TV <sup>2</sup>
O 30	Navy	A	W	34-31	TV <sup>8</sup>
N 6	Virginia	H	W	55-48	TV <sup>10</sup>
N 13	Boston College	H	L	16-21	TV <sup>10</sup>
N 20	Georgia Tech	A	L	20-30	TV <sup>10</sup>
N 27	North Carolina	H	L	19-24	TV <sup>7</sup>

## 2001

S 1	Murray State	H	W	49-14	N
S 8	Auburn	A	L	21-27	TV <sup>2</sup>
S 29	Kentucky	A	W	42-31	N
O 6	Arkansas State	A	W	35-17	N
O 13	Alabama	H	W	27-24	TV <sup>2</sup>
O 20	Middle Tennessee	H	W	45-17	HC
O 27	LSU	A	W	35-24	N, TV <sup>4</sup>
N 3	Arkansas	H	L	56-58	7OT, N, TV <sup>4</sup>
N 17	[23] Georgia	H	L	15-35	TV <sup>2</sup>
N 22	Mississippi State	A	L	28-36	N, TV <sup>1</sup>
D 1	Vanderbilt	H	W	38-27	TV <sup>2</sup>

## 2002

A 31	Louisiana-Monroe	H	W	31-3	N
S 7	Memphis	H	W	38-16	TV <sup>2</sup>
S 14	Texas Tech	A	L	28-42	N, TV <sup>5</sup>
S 21	Vanderbilt	H	W	45-28	TV <sup>2</sup>
O 5	[6] Florida	H	W	17-14	TV <sup>2</sup>
O 12	Arkansas State	H	W	52-17	[25], HC
O 19	[24] Alabama	A	L	7-42	[21], TV <sup>3</sup>
O 26	Arkansas	A	L	28-48	
N 2	Auburn	H	L	24-31	TV <sup>2</sup>
N 9	[7] Georgia	A	L	17-31	N, TV <sup>4</sup>
N 23	[21] LSU	A	L	13-14	N, TV <sup>4</sup>
N 28	Mississippi State	H	W	24-12	N, TV <sup>1</sup>
D 27	Nebraska	N <sup>1</sup>	W	27-23	B, TV <sup>1</sup>

## 2011

S 3	Richmond	H	L	21-23	N, TV <sup>10</sup>
S 10	[6] Stanford	H	L	14-44	TV <sup>7</sup>
S 17	Boston College	A	W	20-19	TV <sup>2</sup>
S 24	Tulane	H	W	48-27	HC, TV <sup>10</sup>
O 1	FIU	A	W	31-27	N, TV <sup>10</sup>
O 15	Florida State	H	L	16-41	TV <sup>11</sup>
O 22	Wake Forest	H	L	23-24	TV <sup>2</sup>
O 29	[15] Virginia Tech	H	L	10-14	TV <sup>2</sup>
N 5	Miami	A	L	14-49	TV <sup>11</sup>
N 12	Virginia	A	L	21-31	TV <sup>11</sup>
N 19	Georgia Tech	H	L	31-38	TV <sup>2</sup>
N 26	North Carolina	A	L	21-37	TV <sup>11</sup>

## 2012

S 1	FIU	H	W	46-26	N, TV <sup>10</sup>
S 8	[25] Stanford	A	L	13-50	N, TV <sup>12</sup>
S 15	N.C. Central	H	W	54-17	N, TV <sup>10</sup>
S 22	Memphis	H	W	38-14	N, HC, TV <sup>10</sup>
S 29	Wake Forest	A	W	34-27	TV <sup>2</sup>
O 6	Virginia	H	W	42-17	TV <sup>11</sup>
O 13	Virginia Tech	A	L	20-41	TV <sup>2</sup>
O 20	North Carolina	H	W	33-30	N, TV <sup>7</sup>
O 27	[11] Florida State	A	L	7-48	TV <sup>7</sup>
N 3	[10] Clemson	H	L	20-56	N, TV <sup>4</sup>
N 17	Georgia Tech	A	L	24-42	TV <sup>7</sup>
N 24	Miami	H	L	45-52	TV <sup>2</sup>
D 27	Cincinnati	N <sup>4</sup>	L	34-48	N, B, TV <sup>1</sup>

## 2013

A 31	N.C. Central	H	W	45-0	TV <sup>10</sup>
S 7	Memphis	A	W	28-14	TV <sup>10</sup>
S 14	Georgia Tech	H	L	14-38	TV <sup>7</sup>
S 21	Pittsburgh	H	L	55-58	TV <sup>2</sup>
S 28	Troy	H	W	38-31	HC, TV <sup>10</sup>
O 12	Navy	H	W	35-7	TV <sup>2</sup>
O 19	Virginia	A	W	35-22	TV <sup>11</sup>
O 26	[16] Virginia Tech	A	W	13-10	TV <sup>7</sup>
N 9	N.C. State	H	W	38-20	TV <sup>7</sup>
N 16	[24] Miami	H	W	48-20	TV <sup>7</sup>
N 23	Wake Forest	A	W	28-21	[25], TV <sup>4</sup>
N 30	North Carolina	A	W	27-25	[24], TV <sup>4</sup>
D 7	[1] Florida State	N <sup>5</sup>	L	7-45	[20], N, ACC, TV <sup>7</sup>
D 31	[20] Texas A&M	N <sup>6</sup>	L	48-52	[22], N, B, TV <sup>1</sup>

## 2003

A 30	Vanderbilt	A	W	24-21	TV <sup>2</sup>
S 6	Memphis	A	L	34-44	TV <sup>4</sup>
S 13	Louisiana-Monroe	H	W	59-14	N
S 27	Texas Tech	H	L	45-49	N
O 4	[24] Florida	A	W	20-17	TV <sup>2</sup>
O 11	Arkansas State	H	W	55-0	HC
O 18	Alabama	H	W	43-28	TV <sup>2</sup>
O 25	[20] Arkansas	H	W	19-7	N, TV <sup>4</sup>
N 1	South Carolina	H	W	43-40	[20], TV <sup>2</sup>
N 8	Auburn	A	W	24-20	[20], TV <sup>3</sup>
N 22	[3] LSU	H	L	14-17	[15], TV <sup>3</sup>
N 27	Mississippi State	A	W	31-0	[17], N, TV <sup>1</sup>
J 2	[21] Oklahoma State	N <sup>3</sup>	W	31-28	[16], B, TV <sup>6</sup>

## 2004

S 4	Memphis	H	L	13-20	N
S 11	Alabama	A	L	7-28	N, TV <sup>4</sup>
S 18	Vanderbilt	H	W	26-23	OT, TV <sup>2</sup>
S 25	Wyoming	A	L	32-37	
O 2	Arkansas State	H	W	28-21	HC
O 9	[25] South Carolina	A	W	31-28	
O 16	[13] Tennessee	H	L	17-21	N, TV <sup>4</sup>
O 30	[3] Auburn	H	L	14-35	N, TV <sup>1</sup>
N 13	Arkansas	A	L	3-35	TV <sup>2</sup>
N 20	[14] LSU	A	L	24-27	
N 27	Mississippi State	H	W	20-3	

## 2014

A 30	Elon	H	W	52-13	N, TV <sup>10</sup>
S 6	Troy	A	W	34-17	N, TV <sup>10</sup>
S 13	Kansas	H	W	41-3	TV <sup>11</sup>
S 20	Tulane	H	W	47-13	TV <sup>11</sup>
S 27	Miami	A	L	10-22	N, TV <sup>4</sup>
O 11	[22] Georgia Tech	A	W	31-25	TV <sup>2</sup>
O 18	Virginia	H	W	20-13	HC, TV <sup>2</sup>
N 1	Pittsburgh	A	W	51-48	[24], 2OT, TV <sup>7</sup>
N 8	Syracuse	A	W	27-10	[22], TV <sup>11</sup>
N 15	Virginia Tech	H	L	16-17	[19], TV <sup>7</sup>
N 20	North Carolina	H	L	20-45	[25], N, TV <sup>1</sup>
N 29	Wake Forest	H	W	41-21	N, TV <sup>7</sup>
D 27	[15] Arizona State	N <sup>7</sup>	L	31-36	B, TV <sup>3</sup>

## 2015

S 3	Tulane	A	W	37-7	N, TV <sup>8</sup>
S 12	N.C. Central	H	W	55-0	N, TV <sup>10</sup>
S 19	[23] Northwestern	H	L	10-19	TV <sup>2</sup>
S 26	[20] Georgia Tech	H	W	34-20	TV <sup>4</sup>
O 3	Boston College	H	W	9-7	HC, TV <sup>11</sup>
O 10	Army West Point	A	W	44-3	TV <sup>8</sup>
O 24	Virginia Tech	A	W	45-43	[23], 4OT, TV <sup>7</sup>
O 31	Miami	H	L	27-30	[22], N, TV <sup>7</sup>
N 7	[21] North Carolina	A	L	31-66	TV <sup>4</sup>
N 14	Pittsburgh	H	L	13-31	TV <sup>13</sup>
N 21	Virginia	A	L	34-42	TV <sup>10</sup>
N 28	Wake Forest	A	W	27-21	TV <sup>2</sup>
D 26	Indiana	N <sup>8</sup>	W	44-41	B, OT, TV <sup>5</sup>

## Neutral Site Key

N <sup>1</sup>	Independence Bowl (Shreveport, La.)
N <sup>2</sup>	Music City Bowl (Nashville, Tenn.)
N <sup>3</sup>	Cotton Bowl (Dallas, Texas)
N <sup>4</sup>	Belk Bowl (Charlotte, N.C.)
N <sup>5</sup>	Dr Pepper/ACC Championship Game (Charlotte, N.C.)
N <sup>6</sup>	Chick-fil-A Bowl (Atlanta, Ga.)
N <sup>7</sup>	Hyundai Sun Bowl (El Paso, Texas)
N <sup>8</sup>	New Era Pinstripe Bowl (New York, N.Y.)

## Note Key

N	Night game
[X]	National rank
TV	Televised game
B	Bowl game
OT	Overtime
HC	Homecoming

## TV Key

TV <sup>1</sup>	ESPN
TV <sup>2</sup>	Jefferson-Pilot/Raycom/ACC Network
TV <sup>3</sup>	CBS
TV <sup>4</sup>	ESPN2
TV <sup>5</sup>	ABC
TV <sup>6</sup>	FOX
TV <sup>7</sup>	ESPN/ESPN2
TV <sup>8</sup>	CBS College Sports/CBS Sports Network
TV <sup>9</sup>	Versus
TV <sup>10</sup>	ESPN360.com/ESPN3.com/ESPN3
TV <sup>11</sup>	Regional Sports Network
TV <sup>12</sup>	Pac-12 Network
TV <sup>13</sup>	ESPNNews

## CUTCLIFFE RECORD

Cutcliffe Record	Ole Miss	Duke	Total
Overall	44-29	48-53	92-82
Home	26-13	26-28	52-41
Away	14-15	21-21	35-36
Neutral	4-1	1-4	5-5
Day	28-14	35-40	63-54
Night	16-15	13-13	29-28
Overtime	3-2	3-1	6-3
Overtime Home	2-2	0-0	2-2
Overtime Away	1-0	2-1	3-1
Overtime Neutral	0-0	1-0	1-0
August	2-0	3-0	5-0
August Home	1-0	3-0	4-0
August Away	1-0	0-0	1-0
August Neutral	0-0	0-0	0-0
September	12-9	20-13	32-22
September Home	8-4	14-9	22-13
September Away	4-5	6-4	10-9
September Neutral	0-0	0-0	0-0
October	17-6	16-12	33-18
October Home	11-3	6-7	17-10
October Away	6-3	10-5	16-8
October Neutral	0-0	0-0	0-0
November	8-13	9-24	17-37
November Home	5-6	4-12	9-18
November Away	3-7	5-12	8-19
November Neutral	0-0	0-0	0-0
December	4-1	1-4	5-5
December Home	1-0	0-0	1-0
December Away	0-0	0-0	0-0
December Neutral	3-1	1-4	4-5
January	1-0	0-0	1-0
Scoring First	29-11	32-18	61-29
Margin 10 pts or less	19-17	19-24	38-41
Margin 7 pts or less	18-13	18-16	36-29
Margin 3 pts or less	10-6	10-6	20-12
Score 20+ points	40-15	44-25	84-40
Score 30+ points	28-6	36-11	64-17
Score 40+ points	13-2	20-4	33-6
Score 50+ points	3-1	5-1	8-2
Allow 10 or less points	8-0	12-0	20-0
Allow 20 or less points	25-4	27-5	52-9
Following a loss	16-12	14-33	30-45
Following a win	22-16	28-19	50-35
Leading after 1st qtr	23-9	29-10	52-19
Trailing after 1st qtr	11-14	8-27	19-41
Tied after 1st qtr	10-6	11-16	21-22
Leading after 2nd qtr	35-8	35-8	70-16
Trailing after 2nd qtr	8-20	5-41	13-61
Tied after 2nd qtr	1-1	8-4	9-5
Leading after 3rd qtr	34-7	40-4	74-11
Trailing after 3rd qtr	8-20	5-49	13-69
Tied after 3rd qtr	2-2	3-0	5-2
With 100-yard rusher	20-5	7-6	27-11
With 300-yard passer	7-4	11-12	18-16
With 100-yard receiver	10-8	20-20	30-28
Committing 0 turnovers	10-2	18-7	28-9
Committing 1 turnover	16-6	16-12	32-18
Committing 2 turnovers	11-8	7-15	18-23
Committing 3 turnovers	4-8	4-8	8-16
Committing 4 turnovers	2-3	3-9	5-12
Committing 5+ turnovers	1-2	0-2	1-4
Forcing 0 turnovers	3-4	7-18	10-22
Forcing 1 turnover	8-8	10-16	18-24
Forcing 2 turnovers	17-12	15-13	32-25
Forcing 3 turnovers	12-1	10-3	22-4
Forcing 4 turnovers	4-3	4-2	8-5
Forcing 5+ turnovers	0-1	2-1	2-2
Score Defensive TD	5-5	8-4	13-9
Score Special Teams TD	5-1	11-4	16-5

## MARKED IMPROVEMENT AT DUKE

• In eight seasons, David Cutcliffe has guided Duke to 48 victories — 38 more than the program's total in the previous eight years

	2008-15	2000-07
Total seasons	8	8
Total games	101	92
Overall W-L	48-53 (.475)	10-82 (.109)
Home W-L	26-28 (.482)	7-40 (.149)
Road W-L	21-21 (.500)	3-42 (.067)
Neutral W-L	1-4 (.200)	0-0 (.000)
ACC W-L	24-40 (.375)	3-61 (.047)
ACC Home W-L	11-21 (.344)	2-30 (.063)
ACC Road W-L	13-19 (.406)	1-31 (.031)
Record vs. Power 5 schools	30-50 (.375)	5-66 (.070)
Games scoring 30+ points	48	12
Games scoring 40+ points	24	5
Fourth quarter/OT wins	15	1
Wins over nationally ranked opponents (AP poll)	4	0
Weeks ranked in AP national poll	9	0
Seasons with 3+ wins	8	1
Seasons with 4+ wins	6	1
Seasons with 5+ wins	5	0
Seasons with 6+ wins	4	0
Seasons with 7+ wins	3	0
Seasons with 8+ wins	3	0
Seasons with 9+ wins	2	0
Seasons with 10+ wins	1	0
ACC Coastal Division championships	1	0
Home crowds of 30,000+ fans (Total home games)	21 (54)	4 (47)

## CUTCLIFFE BOWL EXPERIENCE

Tennessee (1982-1998; 2006-07)

1982	Peach Bowl	L	22-28	Iowa
1983	Florida Citrus Bowl	W	30-23	Maryland
1984	Sun Bowl	L	27-28	Maryland
1986	Sugar Bowl	W	35-7	Miami
1986	Liberty Bowl	W	21-14	Minnesota
1988	Peach Bowl	W	27-22	Indiana
1990	Cotton Bowl	W	31-27	Arkansas
1991	Sugar Bowl	W	23-22	Virginia
1992	Fiesta Bowl	L	17-42	Penn State
1993	Hall of Fame Bowl	W	38-23	Boston College
1994	Florida Citrus Bowl	L	13-31	Penn State
1994	Gator Bowl	W	45-23	Virginia Tech
1996	Florida Citrus Bowl	W	20-14	Ohio State
1997	Florida Citrus Bowl	W	48-28	Northwestern
1998	Orange Bowl	L	17-42	Nebraska
2007	Outback Bowl	L	10-20	Penn State
2008	Outback Bowl	W	21-17	Wisconsin

Ole Miss (1998-2004)

1998	Independence Bowl	W	35-18	Texas Tech
1999	Independence Bowl	W	27-25	Oklahoma
2000	Music City Bowl	L	38-49	West Virginia
2002	Independence Bowl	W	27-23	Nebraska
2004	Cotton Bowl	W	31-28	Oklahoma State

Duke (2008-present)

2012	Belk Bowl	L	34-48	Cincinnati
2013	Chick-fil-A Bowl	L	48-52	Texas A&M
2014	Hyundai Sun Bowl	L	31-36	Arizona State
2015	New Era Pinstripe Bowl	W (OT)	44-41	Indiana

## CUTCLIFFE 3,000-YARD PASSERS

Player, School (Year)	Comp-Att	Pct.	Yards	TD	INT
Peyton Manning, Tennessee (1996)	243-380	.639	3,287	20	12
Peyton Manning, Tennessee (1997)	287-477	.602	3,819	36	11
Eli Manning, Ole Miss (2002)	279-481	.580	3,401	21	15
Eli Manning, Ole Miss (2003)	275-441	.624	3,600	29	10
Erik Ainge, Tennessee (2007)	325-519	.626	3,522	31	10
Thaddeus Lewis, Duke (2009)	274-449	.610	3,330	20	8
Sean Renfree, Duke (2010)	285-464	.614	3,131	14	17
Sean Renfree, Duke (2012)	297-441	.673	3,113	19	10





## Zac Roper

BAXTER FAMILY ASSOCIATE HEAD COACH

OFFENSIVE COORDINATOR (QB)

9TH SEASON AT DUKE

OLE MISS, 2001

A member of the Duke staff since January of 2008, **Zac Roper** serves as the program's Baxter Family Associate Head Coach and Offensive Coordinator while mentoring the Blue Devil quarterbacks. From 2013-15, he served as Duke's Special Teams Coordinator and Recruiting Coordinator while coaching the tight ends before being elevated to his current role in January of 2016.

As the Blue Devils went 8-5 with a victory over Indiana in the New Era Pinstripe Bowl during the 2015 season, Roper coached a pair of All-America performers in return specialist DeVon Edwards and kicker Ross Martin. Edwards set a school single-season record with three kickoff returns for touchdowns while Martin, who finished his career with the second most total points in ACC history, established Duke single-season standards for both total points (120) and field goals (26). In addition, punter Will Monday garnered All-ACC honors for the fourth consecutive season.

Martin was selected to participate in both the East-West Shrine Game and Senior Bowl while Monday, also an East-West Shrine Game choice, earned an invitation to the NFL Scouting Combine in Indianapolis, Ind. Both Martin (New York Jets) and Monday (Pittsburgh Steelers) signed NFL free agent contracts. Roper's 2015 tight end unit – a trio consisting of Braxton Deaver, David Reeves and Erich Schneider – combined to post 49 receptions for 410 yards and five touchdowns.

In 2014, Duke had four All-America special teams performers. Punt returner Jamison Crowder picked up second team All-America accolades from *Lindy's* while Edwards, Monday and Martin all were honorable mention choices by *Sports Illustrated*. At tight end, Roper and the Blue Devils overcame the preseason loss of All-ACC performer Deaver, who suffered a season-ending injury in August. Reeves led the unit with three touchdown receptions including the game-winning score in Duke's 20-13 triumph over Virginia.

The 2013 season marked Roper's first year directing the Blue Devil tight ends and Duke's offense featured All-ACC choice Deaver and Reeves. Deaver finished the year with 46 catches for 600 yards and four touchdowns while Reeves became the first player in Duke history with touchdown receptions in multiple bowl games.

Under Roper's guidance, Duke boasted a pair of 2013 All-Americans in the return game with both Crowder and Edwards garnering recognition. Crowder had two punt returns for touchdowns while Edwards, who returned a pair of kickoffs for scores, averaged 30.2 yards per kickoff return. In addition, Martin and Monday earned All-ACC honors in 2013.

Roper mentored the Blue Devil running backs in each of his first five seasons in Durham. Duke's rushing attack in 2012 featured three backs — Jela Duncan, Josh Snead and Juwan Thompson — that totaled 1,401 yards while averaging 4.95 yards per carry. The trio also combined for 53 pass receptions for an additional 263 yards.

On the special teams front, Martin and Monday enjoyed successful rookie campaigns as both earned Freshman All-America recognition. Martin set an ACC freshman and school single-season record with 106 total points while Monday led the ACC in punting average.

In 2011, Duke scored 19 times on the ground, matching the program's top output since 1995. Thompson was one of just six running backs in the ACC to amass 450-plus rushing yards, five or more rushing TDs and 20-plus receptions on the year.

In the three-year span from 2010-12, the Blue Devils recovered an ACC-best eight on-side kicks while ranking among the top four in kickoff coverage all three seasons. In addition, Duke was second in the ACC in punt return average in 2012 and scored two touchdowns.

Under Roper's direction, kicker Will Snyderwine earned first team All-America honors from the American Football Coaches Association in 2010 after booting a school single-season record 21 field goals along with all 32 of his PAT attempts.

Also in 2010, Duke's rushing game showed marked improvement by nearly doubling its yardage total from the previous year while rushing for 19 scores.

Snyderwine garnered All-ACC honors in 2009 after making 17 field goals.

In 2008, Roper managed the unexpected loss of returning starting running back Re'quan Boyette by preparing three backs — Clifford Harris, Jay Hollingsworth and Tony Jackson — for action despite the trio combining for a total of 92 career rushing attempts entering the year. The combination rushed for 1,003 yards while catching 51 passes for an additional 421 yards.

From 2005-07, Roper helped Cornell University to an overall ledger of 16-14. He coached the running backs and tight ends during his first two seasons before switching to cornerbacks in 2007 and also served as special teams coordinator.

On the special teams front in 2007, Cornell paced the league in punt return average — returning two punts for touchdowns during the year — and kickoff coverage. The Big Red also posted touchdowns via fake field goal and kickoff return. Coaching the running backs

in 2006, Roper tutored Luke Siwula, who rushed for 885 yards en route to receiving All-Ivy League honors. In 2005, Cornell finished the year ranked 10th nationally in rushing offense.

Roper's work with the Cornell placekickers yielded zero missed point after touchdown attempts over his three seasons as A.J. Weitsman and Peter Zell combined to boot 84 consecutive extra points. In addition, Weitsman established a Cornell single-season record with 14 field goals while punter Michael Bolling downed 23 punts inside the 20 yard line without a touchback in 2005.

Prior to joining the Big Red staff, Roper spent four years at Ole Miss as a graduate administrative aide and graduate assistant coach under current Duke head coach David Cutcliffe, working with the wide receivers, tight ends and placekickers. Mississippi's 2003 squad won 10 games with a share of the SEC Western Division title and defeated Oklahoma State, 31-28, in the Cotton Bowl.

Ole Miss kicker Jonathan Nichols enjoyed a sensational season in 2003 by earning All-SEC and All-America honors while winning the Lou Groza Award as the nation's top kicker. He graduated as the school's all-time leader in total points (344) and finished his career having made 117 consecutive PATs. Punter Cody Ridgeway was an all-league choice in 2003.

Roper was an undergraduate assistant coach at Oklahoma from 1996-98. He graduated from Ole Miss in 2001 with a degree in political science and went on to earn a master's degree in higher education/student personnel two years later.

A native of Knoxville, Tenn., Roper is married to the former Rebecca Harvey of Bossier City, La., and the couple has one son, Joshua and one daughter, Mikayla.



## Jim Bridge

ASSISTANT HEAD COACH (TE)

SPECIAL TEAMS COORDINATOR

1ST SEASON AT DUKE

WITTENBERG, 1992

**Jim Bridge** joined the staff in January of 2016 and serves as an assistant head coach, overseeing the team's tight ends while serving as the special teams coordinator. Bridge joined the Duke staff following three seasons (2013-14-15) as the offensive line coach at Purdue University.

In 2016, Duke must replace a pair of four-time All-ACC specialists in kicker Ross Martin and punter Will Monday while both primary return men from last fall — DeVon Edwards and Ryan Smith — are back. Edwards, who has a school record six career kickoff returns for touchdowns to his credit, led the ACC in kickoff return average (29.17) in 2015 while Smith ranked eighth in the conference in punt return average (7.14). In addition, Thomas Hennessy is slated to handle the long snapping chores for the fourth consecutive season.

On the tight end front, rising redshirt senior Erich Schneider (15 receptions for 123 yards & 3 TDs in 2015) and Dan Beilinson are two returning lettermen as the Blue Devils must replace two departed former starters in Braxton Deaver (75 receptions for 890 yards & 6 TDs in 38 career games) and David Reeves (47 receptions for 367 yards & 7 TDs in 53 career games). Duke welcomes redshirt sophomore Davis Koppenhaver (letterman in 2014) back to game action after sitting out last season while fellow redshirt sophomore Daniel Helm joins the mix after redshirting in 2015 following his transfer to Duke from the University of Tennessee.

Prior to his stint at Purdue, Bridge spent six seasons (2007-08-09-10-11-12) on the coaching staff at N.C. State, where he helped the Wolfpack to a 40-35 overall record with four bowl game appearances (2008 PapaJohns.com, 2010 Champs Sports, 2011 Belk & 2012 Music City). Bridge coached the Wolfpack tight ends in his first four seasons in Raleigh before transitioning to the offensive line for his final two campaigns. He mentored four All-ACC selections during his tenure, including tight end George Bryan (2009-10), guard R.J. Mattes (2012) and center Camden Wentz (2012).

As an assistant coach mentoring the tight ends, Bridge served four seasons (2003-04-05-06) on the staff at Boston College as the Eagles compiled an overall ledger of 36-14 with four straight bowl game berths (2003 Diamond Walnut San Francisco, 2004 Continental Tire, 2005 MPC Computers & 2006 Meineke Car Care). In addition, Boston College finished all four years ranked in the final Associated Press national poll with rankings of No. 21 in 2004, No. 18 in 2005, No. 20 in 2006 and No. 10 in 2007.

Bridge also spent time on the staffs at Bowling Green (1992-93 [Graduate assistant coach]; 2000 [Assistant coach/TE]), Virginia (1994-95 [Graduate assistant coach]), The Citadel (1996-97-98-99 [Assistant coach/OL]), Ohio State (2001 [Graduate assistant coach]) and Eastern Michigan (2002 [Assistant coach/OL]).

A native of Cleveland, Ohio, Bridge lettered as a tight end at Wittenberg University before graduating in 1992 and later earned a master's degree from Bowling Green in sports administration in 1994. He is married to the former Andrea Bitterman of Buffalo, N.Y., and the couple has four children: Anna Claire, Ryan, Maggie and Jack.



## Jim Knowles

DEFENSIVE COORDINATOR (LB)

7TH SEASON AT DUKE

CORNELL, 1987

Jim Knowles was added to the Blue Devil staff on December 28, 2009 and serves as the program's Defensive Coordinator while coaching the linebackers. He was the head coach at Cornell for six seasons (2004-09) and a member of David Cutcliffe's 2003 staff at Ole Miss.

In 2015, Knowles mentored Dwayne Norman, who made a successful transition from safety to linebacker prior to his final campaign as a Blue Devil and responded by leading Duke in tackles (114), ranking sixth in the ACC in tackles per game (8.77) and earning second team All-ACC honors. Norman signed a free agent contract with the NFL's Denver Broncos following the season.

As a unit, Duke's defense — led by first team All-America and ACC Defensive Player of the Year in safety Jeremy Cash — held four opponents to seven points or less for the first time since 1971. Cash and Norman teamed with All-ACC safety DeVon Edwards to give Duke one of two defensive trios nationally to post 100-plus tackles each.

Knowles' 2014 defensive unit yielded 21.77 points a game, marking the fifth-best mark since 1976 and tops since allowing 20.58 points per week in 1994. Anchoring the defense were Cash, Edwards and All-ACC linebacker David Helton as each tallied 100-plus tackles to become the eighth trio in program with 100 or more stops apiece.

The trio helped Duke hold held seven opponents to under 20 points in 2014, the program's most since 1974. Also, the Blue Devils kept five foes to 13 or fewer points after having seven opponents under 13 points in head coach David Cutcliffe's previous six seasons.

In 2013, Duke's defense included three first team All-ACC picks in linebacker Kelby Brown, Cash and cornerback Ross Cockrell, marking Duke's highest total of defensive first team selections since 1974. With 133 tackles on the year, linebacker Helton led the ACC in total stops while Cash finished second with 121. Brown was tops in the league in tackles per game (10.4) in conference play.

Cockrell was selected by the Buffalo Bills in the fourth round of the 2014 NFL Draft.

The Blue Devils recorded 26 takeaways in 2013 — the fourth-highest total in the ACC — and their average points allowed in the fourth quarter (4.64) ranked second in the conference, trailing only national champion Florida State. In addition, Duke won all four of its road ACC games by allowing an average of 19.5 points per contest in victories over North Carolina, Virginia, Virginia Tech and Wake Forest.

The Blue Devils had three members of its defensive unit earn All-ACC honors in 2012: defensive end Kenny Anunike (Honorable mention), safety Walt Canty (2nd team) and Cockrell (1st team). Anunike led Duke in sacks for the second straight season; Canty paced the squad in tackles with 109 while Cockrell, an honorable mention All-America pick by *Sports Illustrated*, posted an ACC-best five interceptions on the year.

In 2011, the Duke defense was led by safety Matt Daniels, who earned first team All-ACC and second team All-America honors after posting 126 tackles. Daniels went on to sign a free agent contract with the NFL's St. Louis Rams.

Knowles coached the Blue Devil safeties in 2010 as Daniels led the charge with 93 tackles, six tackles for loss, seven pass breakups, three caused fumbles and two fumble recoveries. His three forced fumbles ranked second in the ACC. In addition, Canty carded 63 tackles while Lee Butler chipped in 58 stops.

In addition, Knowles oversaw the mid-season transition of August Campbell from linebacker to safety and the redshirt freshman responded with a school record 95-yard fumble return for a touchdown against Boston College. The return broke the 54-year old record of 77 yards set by Ed Rushton against Pittsburgh in 1956.

A 1987 graduate of Cornell, Knowles spent nine years (1988-96) as an assistant coach at his alma mater, helping the Big Red to Ivy League championships in 1988 and 1990. In his first stint at Cornell, he coached defensive line (1988), running backs (1989-94) and linebackers (1995-96) while coordinating the staff's recruiting efforts (1995-96). He was named Cornell's 25th head football coach in January, 2004, and guided the Big Red to an overall ledger of 26-34 with a 16-26 record in Ivy League play.

In his first season at the helm of the Big Red program, Knowles turned a 1-9 squad that lost seven games by at least two touchdowns into a 4-6 unit that went 4-3 in conference play and lost all six contests by 10 points or less. Cornell's 2004 squad became the first team in Ivy League history to go from zero conference wins to a winning league slate in just one season. Under Knowles, Cornell posted three consecutive seasons (2005-06-07) at .500 or better for the first time since 1990-91-92 and, in 2007, enjoyed a stretch of scoring 30 or more points in four straight games for the first time since 1921 while home attendance nearly doubled from the 2006 campaign.

In his lone season at Ole Miss, Knowles aided the Rebels to a 10-3 record, a share of the SEC Western Division championship and a 31-28 victory over Oklahoma State in the Cotton Bowl. Coaching the linebackers while serving as recruiting coordinator, Knowles helped the Ole Miss defense rank 14th in the nation in rushing defense while the Rebels held eight opponents -- including eventual national champion LSU -- to 21 or fewer points.

Knowles spent six seasons (1997-02) on the staff at Western Michigan University, serving the last two campaigns as defensive coordinator. In 2002, the Broncos led the Mid-American Conference and ranked 28th nationally in total defense and featured Jason Babin, the MAC Defensive Player of the Year and the school's first NFL first round draft pick. In 2001, Western Michigan paced the conference and ranked 17th nationally in pass defense. Knowles' tenure with the Broncos also included three shutouts during the 2000 season -- the school's highest total since 1971 — and the development of two-time All-MAC pick Dan Falcon (1997-98) and Ryan Bauer, who led the league in sacks in 1997.

A native of Philadelphia, Pa., Knowles was a three-year letterman and All-Ivy League selection as a defensive end at Cornell before graduating in 1987 with a bachelor's degree from the School of Industrial and Labor Relations. He and his wife, Nancy, have three children — Halle, Luke and Jack.



## Ben Albert

ASSOCIATE DEFENSIVE COORDINATOR (DL)

1ST SEASON AT DUKE

MASSACHUSETTS, 1995

Ben Albert joined the Duke staff in February, 2016 and serves as the program's Associate Defensive Coordinator and defensive line coach.

Albert joined the Blue Devil staff after spending the previous three seasons (2013-14-15) coaching the defensive line at Boston College. In 2015, the Eagles led the country in total defense (254.3), third down conversion defense (.241) and tackles for loss per game (9.6) while also ranking among the nation's top five in rushing defense (2nd; 82.8), scoring defense (4th; 15.3) and passing efficiency defense (5th; 104.66). During his tenure, Albert helped Boston College to a pair of bowl game appearances in 2013 (Advocate v100 Independence) and 2014 (New Era Pinstripe).

Along the defensive front, Duke returns one starter in rising redshirt senior tackle A.J. Wolf, a first team Academic All-America pick who earned the program's Mike McGee Award as the team's most outstanding defensive lineman in 2015 after posting 54 tackles, 4.0 tackles for loss and three QB pressures. Seven other lettermen return including ends Allen Jackson (4 tackles & 1 INT in 2015), Dominic McDonald (2 tackles) and Marquies Price (11 tackles, 3.5 TFL & 1.5 sacks) and tackles Brandon Boyce (24 tackles, 4.0 TFL & 1.0 sack), Edgar Cerenord (7 tackles), Quaven Ferguson (17 tackles & 2.5 TFL), and Mike Ramsay (29 tackles, 4.5 TFL & 1.0 sack).

Prior to his three campaigns in Chestnut Hill, Albert served two seasons (2011-12) as the linebackers coach at Temple University. In 2011, he helped the Owls rank third nationally in scoring defense (13.9) as Temple posted a 9-4 overall record and defeated Wyoming, 37-15, in the New Mexico Bowl, for the program's first bowl victory in 32 years. While at Temple, Albert mentored Tahir Whitehead, who earned All-MAC honors prior to being a fifth round choice of the Detroit Lions in the 2012 NFL Draft.

Albert spent the 2010 season on the staff of the NFL's Jacksonville Jaguars, serving as an assistant defensive line coach.

A native of Paterson, N.J., Albert got his start in coaching at his alma mater, Massachusetts, where he coached the defensive line for two seasons (1995-96) before helping Richmond to a pair of conference championships during a four-year (1997-98-99-00) stint coaching the Spider defensive line and linebackers.

After one season (2001) mentoring the defensive front at Rutgers, Albert returned to Massachusetts for two seasons (2002-03) to coach the inside linebackers while coordinating the special teams units. During this stretch, he helped the Minutemen to the 2003 Atlantic 10 Conference championship and aided in the recruitment of fellow Paterson native wide receiver Victor Cruz to Massachusetts. Cruz, a two-time all-conference pick at Massachusetts, helped the New York Giants to a 21-17 victory over the New England Patriots in Super Bowl XLVI and was a Pro Bowl selection in 2012.

Albert then served a second stint at Richmond (2004) as defensive line coach and special teams coordinator before a four-year (2006-07-08-09) tenure as the associate head coach and linebackers coach at Delaware.

An all-conference defensive lineman at Massachusetts, Albert graduated in 1995 with a degree in political science and sociology. He later earned a master's degree in education from Massachusetts in 1997. Albert and his wife, Lisa, have two children, Maya and Elijah.



## Derek Jones

ASSISTANT COACH (CB)

ASSISTANT SPECIAL TEAMS COORDINATOR

9TH SEASON AT DUKE

OLE MISS, 1996

Derek Jones joined the Blue Devil coaching staff in January of 2008 and coaches the cornerbacks. Jones also assists Jim Bridge with Duke's special teams units.

In 2015, a season-ending injury for returning starter Bryon Fields in August challenged Duke's cornerback group from the outset and Breon Borders led the youthful unit with 56 tackles, 4.0 tackles for loss and a team-high three interceptions while ranking ninth in the ACC in total passes defended per game (0.92). On the special teams front, Duke continued success in 2015 as both kicker Ross Martin and punter Will Monday garnered All-ACC honors for the fourth consecutive season. In addition, DeVon Edwards established school single-season (3) and career (6) records for kickoff returns for touchdowns while Shaun Wilson provided the Blue Devils with a spark by returning a kickoff 98 yards for a touchdown in the New Era Pinstripe Bowl victory over Indiana.

In 2014, Jones helped cornerbacks Borders and Fields through their first year as starters. Borders led the Blue Devils with three interceptions and was second on the squad with nine passes defended. He added 39 tackles and one fumble recovery. An Academic All-ACC pick, Fields finished tied for fourth on the team with 70 tackles and tallied 2.5 tackles for lost yardage to go along with an interception return for a touchdown.

Duke enjoyed plenty of success on the special teams scene in 2014 with punt returner Jamison Crowder, Edwards, Martin and Monday each earning All-America honors. Crowder went on to be a fourth round selection by the Washington Redskins in the 2015 NFL Draft.

Jones was instrumental in the development of Ross Cockrell, who was selected in the fourth round of the 2014 NFL Draft by the Buffalo Bills. A two-year team captain, Cockrell started 49 games at Duke and finished with 233 tackles, 12 interceptions and 42 pass breakups while twice earning first team All-ACC honors in 2012 and 2013. The Waxhaw, N.C., native departed the Blue Devil program as the school's all-time leader in total passes defended (54) and became the first defensive back to be drafted since 1996.

Also in 2013, Borders established the Duke single-season record for interceptions by a freshman (4) and set an ACC Championship Game record for interceptions with two against eventual national champion Florida State.

In 2012, Cockrell earned first team All-ACC and honorable mention All-America honors after posting 71 tackles, 4.0 tackles for loss, five interceptions and 13 pass breakups. The five interceptions were tops in the conference. In addition to Cockrell, safety Walt Canty also garnered All-ACC accolades in 2012, receiving a second team citation. Canty paced the Blue Devils in tackles with 109 while closing an outstanding 49-game career that included 262 tackles, 11.5 tackles for loss, three interceptions, 10 pass breakups and five caused fumbles.

In 2011, safety Matt Daniels — who signed with the NFL's St. Louis Rams in 2012 — was a first team All-ACC and second team All-America pick after registering 126 tackles.

Cockrell earned Freshman All-America accolades in 2010 after leading the Blue Devils with three interceptions while ranking second among ACC rookies in total passes defended (10). Also, five different defensive backs registered interceptions for the Blue Devils and Daniels ranked among the conference leaders in both tackles per game (6th; 7.8) and caused fumbles per game (2nd; 0.25).

One of Jones' pupils, Leon Wright, concluded an outstanding career in 2009 by earning honorable mention All-ACC honors after totaling 58 tackles, five interceptions and eight pass breakups. Wright was instrumental in Duke's 35-19 come-from-behind win at Army in week two of the 2009 season, returning two interceptions for touchdowns in the fourth quarter, and signed a free agent contract with the NFL's New York Giants in the spring of 2010.

Another cornerback under Jones' guidance, Chris Rwabukamba, was a fourth round draft selection of the Hamilton Tiger-Cats in the 2010 Canadian Football League Draft.

In 2008, the Blue Devil defense allowed 23.4 points per game — the lowest total in 20 seasons — and held three opponents to less than 10 points for the first time since 1976.

Prior to joining the Duke staff, Jones helped Memphis to a 7-6 overall record in 2007 — a five-game improvement in the win column from the previous year — with a berth in the New Orleans Bowl. One of Jones' pupils, LaKeitharun Ford, was named co-MVP of the squad after posting 45 tackles and two interceptions.

In 2006, Jones coached the cornerbacks at Tulsa as the Golden Hurricane ranked first in Conference USA in pass defense and total defense. Tulsa posted an 8-5 ledger that season and participated in the Armed Forces Bowl. Cornerback Nick Graham earned all-conference honors and later played with the NFL's Philadelphia Eagles.

Prior to joining the Tulsa staff, Jones worked one season (2005) as an assistant coach at Middle Tennessee State University where the Blue Raiders ranked 30th nationally against the pass.

Jones received his start in coaching at Ole Miss in 1998 as a graduate assistant for football operations and recruiting. He then served as a defensive graduate assistant coach in 1999 with the Rebels under current Duke head coach David Cutcliffe.

From 2000-04, Jones served as cornerbacks coach and recruiting coordinator at Murray State, mentoring seven all-conference selections in five years. The Racers enjoyed defensive success during Jones' tenure, leading the Ohio Valley Conference in pass defense in 2003 and, one year later, ranking 11th nationally in total defense and 23rd nationally in scoring defense.

A native of Woodruff, S.C., Jones lettered four seasons as a cornerback at Ole Miss from 1993-96. He was a two-time second team All-SEC pick, captained the Rebels in 1996 and was selected to play in the prestigious Blue-Gray All-Star Classic following his senior campaign. He also earned All-SEC accolades in track and field as a sprinter.

Jones received a degree in public administration from Ole Miss in 1996, and then played professionally with the Toronto Argonauts and Edmonton Eskimos of the Canadian Football League and Nashville Kats of the Arena Football League. He and his wife, Naketa, have two daughters, Madison and Brooklyn Savannah. Jones has another daughter, Darquisha.



## Re'quan Boyette

ASSISTANT COACH (RB)

5TH SEASON AT DUKE

DUKE, 2009

Former two-time Duke captain Re'quan Boyette joined the Blue Devil staff in July of 2012 and coaches the running backs. Boyette served as a graduate assistant coach during the 2012 season before being promoted to assistant coach in February of 2013.

Duke's rushing attack was a highlight of the 2015 campaign as the Blue Devils ranked fifth in the ACC in ground yards per game (192.9), its highest average since 1977. Duke joined Clemson and North Carolina as the only three squads in the league to rank among the conference's top five in rushing offense, passing offense, total offense and scoring offense. Under Boyette's direction, the Blue Devils utilized a three-back rotation including Shaquille Powell (542 yards & 3 TDs), Jela Duncan (460 yards & 4 TDs) and Shaun Wilson (424 yards & 3 TDs).

To cap the 2015 season, both Duncan and Wilson earned spots on the ESPN All-Bowl Team following their performances in Duke's 44-41 overtime victory over Indiana in the New Era Pinstripe Bowl at Yankee Stadium. Duncan rushed for 109 yards on 13 attempts while Wilson electrified the crowd with an 85-yard touchdown run from scrimmage as well as a 98-yard kickoff return for a score.

During the 2014 season, his second as the running backs coach, Boyette guided Duke's stable of four backs to a combined 1,767 rushing yards. As a whole, Duke rushed for 2,364 yards and an average of 181.8 yards per contest. The Blue Devils tallied 20 or more rushing touchdowns in consecutive years for the first time since the 1994-95 seasons. Duke also had three players with five or more rushing touchdowns for just the fourth time in program history.

In 2014, Boyette mentored Wilson, who established the Duke single-game rushing record with a 245-yard performance against Kansas. Wilson's 245 yards were the 29th-most by an ACC running back and his three touchdowns were the most by a Duke freshman. Wilson also became just the second player in Duke history to have two rushes of 68 or more yards in the same game. In the Hyundai Sun Bowl, Powell rushed for 119 yards, then the third-highest bowl game total in school history.

The rushing performances helped Duke finish 2014 averaging 32.38 points per game. It marked the first time in program history averaging 30.00 or more points for three straight years.

In 2013, Boyette directed Duke's running back unit for the first time as four Blue Devils — senior Juwan Thompson, junior Josh Snead and sophomores Duncan and Powell — shared the responsibility as the featured back. The foursome combined to rush for 1,905 yards and eight touchdowns while catching 34 passes for 288 yards and three additional scores.

Snead, who topped the 100-yard barrier three times on the season including a career-high 138-yard outing in Duke's 48-30 win over Miami and a 104-yard performance in the Chick-fil-A Bowl against Texas A&M, led Duke in rushing with 651 yards while posting the fourth-highest single-season yards per carry average at 6.08.

The 2013 Blue Devil offense ranked among ACC leaders in scoring (5th; 32.8 ppg), total offense (4th; 426.1 ypg), rushing offense (5th; 178.0 ypg) and passing offense (6th; 248.1 ypg). On its way to the ACC Coastal Division championship, the 2013 Duke squad



set a school record for total points (459) while becoming the first team in school history to post 25-plus rushing touchdowns and 25-plus passing touchdowns in the same season.

As a graduate assistant coach in 2012, Boyette was a part of a Blue Devil offense that scored a then school single-season record 410 points as Duke reached a bowl game for the first time since 1994. He worked primarily with the running backs as the trio of Thompson, Snead and Duncan combined to rush for 1,401 yards on 283 attempts, averaging 4.95 yards per carry.

Thompson, who signed a free agent contract with the NFL's Denver Broncos in May of 2014, emerged as one of the most versatile backs in the league while Snead capped off the 2012 season by rushing for a then career-high 107 yards on 17 attempts in the Belk Bowl against Cincinnati. Duncan was an honorable mention Freshman All-America selection by *College Football News* in 2012 after becoming the ninth rookie to lead the Blue Devils in rushing.

A native of Wilson, N.C., Boyette lettered five seasons (2005-06-07-08-09) as a running back at Duke and served as team captain in both 2008 and 2009. Rushing 314 times for 1,202 yards and five touchdowns in his career, he became the 37th player in school history to reach the 1,000-yard mark on the ground. Boyette, who missed the entire 2008 campaign due to injury, twice led the Blue Devils in rushing in 2006 and 2007.

In addition, he caught 47 career passes for 294 yards and two touchdowns.

On October 22, 2005, Boyette matched the 10th-longest rushing attempt in Duke history with a 78-yard effort against Florida State en route to a career-best 123-yard performance.

In 2008, Boyette was named to the American Football Coaches Association (AFCA) Good Works Team and represented Duke at the Sugar Bowl in New Orleans, La., on January 2, 2009.

Boyette graduated from Duke in 2009 with a degree in sociology.



## Jeffrey Faris

ASSISTANT COACH (WR)

5TH SEASON AT DUKE

DUKE, 2011

Former Blue Devil safety **Jeffrey Faris** joined the Duke staff in July of 2012 and coaches the wide receivers. Faris served as a graduate assistant coach, working primarily with the offense, for the 2012 and 2013 seasons before being promoted to assistant coach in March of 2014.

The 2015 season featured the emergence of Max McCaffrey as Duke's top receiving target as the senior wideout caught 52 passes for 643 yards and five touchdowns – all team highs for the season. McCaffrey finished his career with 117 receptions for 1,341 yards and 12 touchdowns. Rookie T.J. Rahming and redshirt junior Anthony Nash complemented McCaffrey by catching 43 and 32 passes, respectively. Rahming flourished on Duke's trip to Charlottesville, Va., as the Powder Springs, Ga., native set Duke freshman single-game records for pass receptions (12) and receiving yardage (190) against the Cavaliers. Nash enjoyed his best season in Durham by averaging a team-high 14.8 yards per reception and posting a pair of 100-yard games against Pittsburgh (101) and Virginia (104) in consecutive weeks.

In 2014, Faris guided senior Jamison Crowder to a record-breaking finish to the Monroe, N.C., native's career. Crowder ended his career with 283 receptions to match the Duke and ACC career records previously set by former teammate Conner Vernon. Crowder's 3,641 receiving yards marked the second most by a Blue Devil and rank third in ACC history, behind only Vernon (3,749) and Florida State's Rashad Greene (3,830). In addition, Crowder joined Duke's Clarkston Hines (1987-89) as the only ACC players with three 1,000-yard seasons and finished as the only player in ACC history to catch 100 or more passes in a season (108 receptions in 2013).

Crowder was a fourth round choice of the Washington Redskins in the 2015 NFL Draft, becoming Duke's first wide receiver selected since Hines went in the ninth round to the Buffalo Bills in 1990.

Also in 2014, wideout Issac Blakeney turned in his best year as a Blue Devil and caught 47 passes for 559 yards and a team-high seven touchdowns. Blakeney agreed to terms with the NFL's San Francisco 49ers following the season.

In 2013, Faris worked alongside Scottie Montgomery with Duke's wide receivers as the Blue Devil offense ranked among ACC leaders in scoring (5th; 32.8 ppg), total offense (4th; 426.1 ypg), rushing offense (5th; 178.0 ypg) and passing offense (6th; 248.1 ypg). On its way to the ACC Coastal Division championship, the 2013 Duke squad set a school record

for total points (459) while becoming the first team in school history to post 25-plus rushing touchdowns and 25-plus passing touchdowns in the same season.

Faris graduated from Duke in 2011 with a degree in economics. In 2009, he earned the Mike Suglia Award, an honor presented annually to the sophomore member of the Duke football program who best exemplifies the academic and athletic qualities of the late Mike Suglia.

In 2011, Faris received the Micah Harris Trinity Teammate Award which is presented each season to a Duke player who displays the traits of a true teammate — character, unselfishness, compassion and pride. In the spring of 2011, Faris was honored by the ACC with a Top 6 For Service award.

Faris, a native of Knoxville, Tenn., earned a master's degree in economics from Duke in 2012 and a master's degree in Christian studies in 2013.



## Matt Guerrieri

ASSISTANT COACH (S)

5TH SEASON AT DUKE

DAVIDSON, 2011

**Matt Guerrieri** joined the staff in July of 2012 and serves as an assistant coach. Guerrieri served as a graduate assistant coach with the Blue Devils for his first three seasons before being promoted to assistant coach in January of 2015.

In Guerrieri's four seasons on the Duke staff, the Blue Devils have compiled 33 wins, captured the 2013 ACC Coastal Division championship and made four straight bowl game appearances. Guerrieri has coached Duke's safeties over the past three seasons (2013-14-15), where he aided in the development of Jeremy Cash, a three-time All-America choice, and DeVon Edwards, an All-ACC selection in both 2014 and 2015.

The 2015 ACC Defensive Player of the Year, Cash finished his Duke career with 336 tackles, 38.0 tackles for loss, 8.0 sacks and six interceptions. As a junior in 2014, he was the only defensive back in the nation to post 100-plus tackles, 10.0-plus tackles for loss and 5.0-plus quarterback sacks and the, as a senior, was finalist for both the Nagurski Trophy (national player of the year) and Thorpe Award (top defensive back in the nation). Edwards enjoyed another banner season in 2015 by recording 101 tackles, 2.0 tackles for loss, one interception and six pass breakups while establishing the school single-season record for kickoff returns for touchdowns with three.


As Duke went 9-4 and earned a berth in the 81st Hyundai Sun Bowl, the Blue Devils ranked among the nation's leaders in third down defense (15th), pass efficiency defense (23rd) and scoring defense (24th). Both Edwards (7th; 0.38) and Cash (17th; 0.31) ranked among the nation's top 20 in caused fumbles per game while Edwards placed 19th in the country in solo tackles per game (5.9). In the ACC, Edwards ranked third in total tackles per game (10.23) while Cash was eighth (8.54). Duke's third starting safety, Deondre Singleton, finished the year with 70 tackles and seven pass breakups.

In 2013, the Blue Devils recorded 26 takeaways and their average points allowed in the fourth quarter (4.64) ranked second in the conference, trailing only eventual national champion Florida State. In addition, Duke won all four of its road ACC games by allowing an average of 19.5 points per contest in victories over North Carolina, Virginia, Virginia Tech and Wake Forest.

Before joining the Blue Devils, Guerrieri served as a defensive graduate assistant coach at Lenoir-Rhyne University in 2011, helping coach the secondary and the outside linebackers. He assisted in guiding the Bears to the 2011 South Atlantic Conference championship and coached safety Michael Green to all-conference and all-region honors.

Guerrieri was a three-year letterman on the gridiron at Davidson College, where he started at safety. He served as senior captain for the Wildcats and was a three-time All-Pioneer Football League Honor Roll selection.

Guerrieri, who graduated from Davidson in 2011 with a degree in sociology, earned a master's degree in Christian studies from Duke in 2014.



## Marcus Johnson

ASSISTANT COACH (OL)

6TH SEASON AT DUKE

OLE MISS, 2004

Former NFL lineman **Marcus Johnson** joined the Duke staff in July of 2011 and serves as an assistant coach, mentoring the Blue Devil offensive line. Prior to being promoted to his current role in February, 2016, Johnson worked two years (2011-12) as an assistant with the football program's strength and conditioning and then as served in the capacity of offensive quality control for three seasons (2013-14-15).

During Johnson's three campaigns with the Blue Devil offense in the capacity of quality control, Duke won 27 games, captured the 2013 ACC Coastal Division championship and appeared in three bowl games. Working alongside veteran line coach John Latina, Johnson helped guide seven All-ACC picks including Casey Blaser, Takoby Cofield, Dave Harding, Lucas Patrick, Perry Simmons, Matt Skura and Laken Tomlinson.

Duke went 8-5 with a victory over Indiana in the New Era Pinstripe Bowl in 2015, and the Blue Devils joined Clemson and North Carolina as the only three squads in the league to rank among the conference's top five in rushing offense, passing offense, total offense and scoring offense. Blaser, Patrick and Skura each garnered All-ACC honors with Skura adding All-America accolades and an invitation to the NFL Scouting Combine to his list of achievements. In addition, both Patrick (Green Bay Packers) and Skura (Baltimore Ravens) signed free agent contracts with NFL organizations following their respective collegiate playing careers.

In 2014, Tomlinson became Duke's fifth consensus All-America honoree and was a first round selection (No. 28 overall) in the 2015 NFL Draft by the Detroit Lions. Tomlinson also received the Courage Award presented by the Football Writers Association of America in conjunction with the Orange Bowl, an award presented annually to a player, coach or support person in college football who displays courage, on or off the field, and was named to the Allstate AFCA Good Works Team, which recognizes community service in addition to academic and athletic achievement.

In 2013, Duke ranked among ACC leaders in scoring (5th; 32.8 ppg), total offense (4th; 426.1 ypg), rushing offense (5th; 178.0 ypg) and passing offense (6th; 248.1 ypg). On its way to the ACC Coastal Division championship, the Blue Devils set a school record for total points (459) while becoming the first team in school history to post 25-plus rushing touchdowns and 25-plus passing touchdowns in the same season.

A native of Coffeeville, Miss., Johnson lettered four seasons (2001-02-03-04) as an offensive lineman at Ole Miss under current Duke head coach David Cutcliffe, serving as team co-captain as a senior. He helped the Rebels to 28 wins over four years, the SEC Western Division co-championship in 2003 and a pair of bowl game appearances.

After earning second team All-SEC honors from the Associated Press as a senior, Johnson represented Ole Miss at the 2004 Senior Bowl in Mobile, Ala.

A second round pick of the Minnesota Vikings in the 2005 NFL Draft, Johnson spent four seasons (2005-06-07-08) with the Vikings and helped the squad to the NFC North Division championship and a playoff berth in 2008. After spending the 2009 campaign with the Tampa Bay Buccaneers, he closed his playing career with a stint with the Hartford Colonials of the United Football League.

Johnson, who graduated from Ole Miss in 2004 with a degree in criminal justice while minoring in sociology, has one daughter, London.



## Mike Buscemi

QUALITY CONTROL (DEFENSE)

1ST SEASON AT DUKE

UCF, 2006

**Mike Buscemi** joined the Duke coaching staff in March, 2016 and serves in the role of offensive quality control.

Buscemi comes to Durham after spending three seasons as the special teams coach at UCF. In 2015, he added director of player personnel duties to his role with the Knights.

During the 2015 season, the Knights led Conference USA and ranked 10th nationally in net punting while ranking among the league's top five in both kickoff return average and kickoff return average defense. Also, kicker Matthew Wright converted 13-of-17 field goals.

En route to a 9-4 record, second straight American Athletic Conference championship and berth in the Bitcoin St. Petersburg Bowl in 2014, UCF led the AAC and ranked third nationally in kickoff return average as Michael Easton recorded a 96-yard return for a touchdown against SMU and Rannell Hall averaged a team-best 27.5 yards per return. Additionally, kicker Shawn Moffitt ended his career as UCF's all-time scoring leader, amassing 314 points.

UCF's special teams units helped the Knights to a 12-1 record, a No. 10 final national ranking, a league title and a victory in the Tostitos Fiesta Bowl in 2013. Along the way, the Knights earned their first wins over top-10 teams (Baylor and Louisville) as well as their first triumphs against Big Ten Conference (Penn State) and Big 12 Conference (Baylor) programs.

A Lou Groza Award semifinalist, Moffitt set a school single-season record with 21 field goals in 2013 en route to leading the team with 112 total points.

A long snapper at UCF from 2004-07, Buscemi twice earned All-Conference USA honors in his final two seasons. After his collegiate career, the native Plantation, Fla., native stayed on with the Knights as an offensive graduate assistant from 2008-09. Buscemi then transitioned to North Carolina where served as a quality control assistant from 2010-11 and helped the Tar Heels to a pair of bowl games (2010 Music City & 2011 Independence).

While at Pittsburgh in 2012, Buscemi helped the Panthers to the BBVA Compass Bowl while ranking 17th in the nation in total defense, 23rd in scoring defense, 20th in passing defense and 31st in rushing defense.

Buscemi earned a degree in criminal justice from UCF in 2006 and later received a master's degree in sports and fitness in 2008. He is married to the former Meme Diaz and the couple has one son, James Michael.



## Eli Keimach

QUALITY CONTROL (OFFENSE)

3RD SEASON AT DUKE

MASSACHUSETTS, 2014

**Eli Keimach** joined the Duke coaching staff in July of 2014 and serves in the role of offensive quality control. He spent his first two years with the Blue Devils as a graduate assistant coach, working primarily with the offensive unit.

Keimach was part of a Duke coaching staff that helped the 2015 squad to an 8-5 record with an overtime victory over Indiana in the New Era Pinstripe Bowl. The Blue Devil offense averaged 439.38 yards of total offense a contest, the third highest mark in program history and the most since 459.92 yards per game in 1989. The unit also totaled 5,712 yards of total offense, reaching the 5,000-yard plateau for the fourth straight season, a first in program history. Rounding out the offensive success was 31.54 points per game, tied with the 2012 team for the fifth highest average in program history.

In 2014, Keimach was part of an offensive coaching staff that helped the Blue Devils score 421 points, the second-highest single season total in program history, as Duke matched the program's second-highest single-season win total with nine victories.

A native of Sharon, Mass., Keimach previously worked with the University of Massachusetts football program as a recruiting and operations assistant (2010-12) and at Amherst College as an assistant wide receivers coach (2012-13).

Keimach, who graduated from Massachusetts in 2014 with a degree in sport management, earned a master's degree in liberal studies from Duke in 2016.



## Kirk Benedict

GRADUATE ASSISTANT COACH

(OFFENSE & SPECIAL TEAMS)

3RD SEASON AT DUKE

DAVIDSON, 2010

Kirk Benedict joined the Duke coaching staff in June, 2014 and serves as a graduate assistant coach while working primarily with the offense and special teams units. In both 2014 and 2015, Benedict served as an Operations Assistant working with the special teams units.

During the 2015 campaign, Benedict assisted Zach Roper with the special teams as two Blue Devils were All-America selections in return specialist DeVon Edwards and kicker Ross Martin. Edwards set a school single-season record with three kickoff returns for touchdowns while Martin, who finished his career with the second most total points in ACC history, established Duke single-season standards for both total points (120) and field goals (26). In addition, punter Will Monday garnered All-ACC honors for the fourth consecutive season.

Martin was selected to participate in both the East-West Shrine Game and Senior Bowl while Monday, also an East-West Shrine Game choice, earned an invitation to the NFL Scouting Combine in Indianapolis, Ind. Both Martin (New York Jets) and Monday (Pittsburgh Steelers) signed NFL free agent contracts.

In 2014, Benedict and Roper oversaw four All-America special teams performers. Punt returner Jamison Crowder picked up second team All-America accolades from *Lindy's* while Edwards, Monday and Martin all were honorable mention choices by *Sports Illustrated*.

A native of Fairfax, Va., Benedict was a two-time All-Pioneer Football League fullback at Davidson before graduating with a degree in political science in 2010. He was tabbed the program's offensive MVP as a senior in 2009.

Following his graduation from Davidson, Benedict was commissioned as an officer in the U.S. Army and graduated from the Army Reconnaissance Course in 2011. He was stationed in Germany from 2011-14, serving as a Reconnaissance Platoon Leader and Troop Executive Officer in the 2nd Cavalry Regiment. Benedict also served two deployments to Afghanistan (2011, 2013-14) before exiting the army at the rank of Captain.

Benedict, who is currently pursuing a master's degree in Christian studies, is married to the former Molly Battle.



## Josh Grizzard

GRADUATE ASSISTANT COACH (QB & QC)

4TH SEASON AT DUKE

YALE, 2012

Josh Grizzard joined the Duke coaching staff in July of 2013 and serves as graduate assistant coach working primarily with the quarterbacks and quality control. Grizzard served as a Football Operations Assistant during the 2013 season.

Since Grizzard's arrival to Durham, the Blue Devils have enjoyed the program's finest three-season stretch in school history with 27 total wins, the 2013 ACC Coastal Division championship and three consecutive bowl game appearances.

Working with Duke's quarterbacks along side offensive coordinator Scottie Montgomery in 2015, Grizzard helped first-year starter Thomas Sirk throw for 2,625 yards and 16 touchdowns while rushing for 803 yards and eight additional scores. Sirk, who is one of just three quarterbacks in ACC history to throw for 2,500-plus yards and run for 800-plus yard in a single season, compiled 3,428 total offensive yards to post the second-highest single-season total in school history behind only Anthony Dilweg's 3,713 yardage total in 1988.

In addition, the 2015 edition of Duke football earned an 8-5 record advanced to a bowl game for the fourth straight year. In the New Era Pinstripe Bowl — a 44-41 overtime victory over Indiana — Sirk threw for 163 yards and one touchdown while rushing for 155 yards and two scores to earn co-MVP honors along with running back Shaun Wilson.

The Blue Devils averaged 31.54 points per game in 2015, tied with the 2012 team for the fifth highest average in program history. The offensive unit also turned in 5,712 total yards to reach the 5,000-yard plateau for the fourth straight season, a first at Duke. The Blue Devils' 25 rushing touchdowns marked their third consecutive campaign of 20 or more rushing

touchdowns for the first time since 1974-76.

In 2014, Grizzard was part of a Duke program that won nine or more games in consecutive seasons for the first time in program history while the Blue Devils also made an unprecedented third straight bowl appearance. Headlined by five All-ACC picks in quarterback Anthony Boone, tackle Takoby Cofield, wide receiver Jamison Crowder, center Matt Skura and guard Laken Tomlinson, Duke compiled 421 points — the second-highest single season total in program history — and ranked among the ACC leaders in fourth down conversions (16; 1st), fewest turnovers lost (15; 12nd), red zone offense (.875; 3rd), scoring offense (32.4; 4th), rushing offense (181.8; 5th), first downs per game (22.0; 5th). In addition, the 2014 offensive unit that became the first in school history to average 180-plus rushing yards and 210-plus passing yards per game.

In 2013, the Blue Devils ranked among ACC leaders in scoring (5th; 32.8 ppg), total offense (4th; 426.1 ypg), rushing offense (5th; 178.0 ypg) and passing offense (6th; 248.1 ypg). On its way to the ACC Coastal Division championship, the 2013 Duke squad set a school record for total points (459) while becoming the first team in school history to post 25-plus rushing touchdowns and 25-plus passing touchdowns in the same season.

A native of Zebulon, N.C., Grizzard played football at Yale before graduating with a degree in political science in 2012. He went on to serve as a Team Operations Intern with the NFL's Carolina Panthers during the organization's training camp prior to the 2012 season.

Grizzard is currently pursuing a master's degree in Christian studies.



## Sam McGrath

GRADUATE ASSISTANT COACH (DEFENSE)

2ND SEASON AT DUKE

BROWN, 2012

Sam McGrath joined the Duke coaching staff in July of 2015 and serves as a graduate assistant coach while working primarily with the defensive unit.

During his first year at Duke, McGrath assisted a defensive unit that produced a trio of 100-tackle performers with linebacker Dwayne Norman (114), safety DeVon Edwards (101) and safety Jeremy Cash (101). Duke was the only team in the ACC with three players over the 100-tackle mark, and one of only two nationally, joining Tulsa.

A native of Longmeadow, Mass., McGrath previously worked with the Wagner College (2014) football program as an outside linebackers/safeties coach, at Stevenson University (2013-14) as a graduate assistant coach and at Fairleigh Dickinson University (2012) as an outside linebackers coach and assistant special teams coordinator.

McGrath graduated from Brown in 2012 and earned a master's degree from Stevenson in 2014. He is currently pursuing a master's degree in Christian studies.



## Matt O'Donnell

GRADUATE ASSISTANT COACH (DEFENSE)

1ST SEASON AT DUKE

BROWN, 2012

Matt O'Donnell joined the Duke coaching staff in July of 2016 and serves as a graduate assistant coach while working primarily with the defensive unit.

O'Donnell spent the 2015 season as a defensive graduate assistant at Southern Miss where he helped the Golden Eagles to 9-5 record and Conference USA Championship Game appearance against Western Kentucky. The Golden Eagles returned to a bowl for the first time in four years, playing Washington in the Zaxby's Heart of Dallas Bowl. Led by first team all-league defensive back Kalan Reed, USM held opponents to 25.6 points per game.

Prior to joining the Golden Eagles, O'Donnell worked as an intern for one year at the University of Iowa. Before his stint with the Hawkeyes, O'Donnell was a linebacker at Brown, helping the Bears claim the 2008 Ivy League Championship. A member of the football team's Leadership Committee, O'Donnell was an All-Ivy League selection in 2011.

A native of Iowa City, Iowa, O'Donnell graduated from Brown with a bachelor's degree in economics in 2012 and is currently pursuing a master's degree in Christian studies. He is married to the former Katie Witt.





## Marcus Aprahamian

FOOTBALL OPERATIONS ASST. (OFFENSE)

1ST SEASON AT DUKE

DUKE, 2015

Marcus Aprahamian joined the Duke football staff in May of 2016 and serves as a Football Operations Assistant working primarily with the offense.

Aprahamian joined the Blue Devil coaching staff after completing a Scholar in Residence segment through the Duke Education program.

In 2012, Aprahamian played in three games for the Blue Devils as Duke earned the program's first bowl game invitation since 1994. For his efforts, he received the Duke program's Mike Suglia Award, an honor presented annually to the sophomore member of the Duke football program who best exemplifies the academic and athletic qualities of the late Mike Suglia.

Aprahamian then lettered as an offensive lineman in 2013 as the Blue Devils set a school single-season record with 10 victories, captured the ACC Coastal Division championship and appeared in the Chick-fil-A Bowl. In 2014, he transitioned into the role of undergraduate assistant coach due to injuries.

A native of Brookfield, Wis., Aprahamian graduated from Duke in 2015 with a degree in political science. He is married to the former Lauren Schweitzer of Brookfield, Wis.



## Cody Robinson

FOOTBALL OPERATIONS ASST. (SPECIAL TEAMS)

1ST SEASON AT DUKE

DUKE, 2015

Cody Robinson joined the Duke football staff in June of 2016 and serves as an Football Operations Assistant working primarily with the special teams units.

Robinson joined the Duke coaching staff after lettering three seasons as an offensive lineman for the Blue Devils. An offensive guard, Robinson played in 34 games in his career from 2012-15 while helping Duke to a four-year ledger of 33-20 including the 2013 ACC Coastal Division championship. The tenure also including four bowl game appearances — 2012 Belk, 2013 Chick-fil-A, 2014 Hyundai Sun and 2015 New Era Pinstripe.

Robinson was a member of an offensive line unit that, in 2014, led the nation in fewest tackles for loss allowed per game and ranked first in the ACC and sacks allowed per passing attempt. In 2015, Duke joined Clemson and North Carolina as the only teams to rank among the ACC's top five in rushing offense, passing offense, total offense and scoring offense and became the first in school history to average 190-plus rushing yards and 240-plus passing yards per contest.

Following his final season, Robinson earned the Frances Cutcliffe Spirit of Perseverance Award, an honor presented annually to the player who best displays the toughness and perseverance to overcome challenges and continue to strive for victory. He also established program records for power clean lift and bench press by an offensive lineman.

In the spring of 2014, Robinson was honored by the ACC with a Top 6 For Service award, an accolade presented annually to six student-athletes from each conference institution who demonstrate dedication to community service and outreach programs. In May of 2012, he joined nine teammates on a mission trip to Langano, Ethiopia for a well-digging project.

A native of McMinnville, Tenn., Robinson graduated from Duke in May of 2015 with a degree in sociology while minoring in education and earning a certificate in markets and management. He then earned a master's degree in Christian studies from Duke in May of 2016.



## Allen Smith

FOOTBALL OPERATIONS ASST. (DEFENSE)

1ST SEASON AT DUKE

WOFFORD, 2012

Allen Smith joined the Duke coaching staff in March, 2016 and serves as a Football Operations Assistant working primarily with the defense.

Smith spent the 2015 season as a graduate assistant coach at Appalachian State, helping the Mountaineers to an 11-2 record and Raycom Media Camellia Bowl championship with a 31-28 victory over Ohio. Appalachian State became the first team to win a bowl game in its first season as a full-fledged member of Division I-A/FBS.

Appalachian State's defensive unit held foes to 19.1 points per game and just 10 passing touchdowns during the campaign. Senior defensive lineman Ronald Blair was selected as the Sun Belt Defensive Student-Athlete of the Year and five other Mountaineers earned all-league accolades.


Smith arrived at Appalachian State after serving the 2014 season as an assistant coach at Calhoun County High School in St. Matthews, S.C. In his lone campaign at Calhoun County, he served as special teams coordinator and coached the Saints' outside linebackers, halfbacks and tight ends and helped lead the squad to a 7-3 record.

Before joining the coaching ranks, Smith served as a counselor and site coordinator for A&A Youth Community Learning Center in Columbia, S.C., and completed an internship with the Carolina Panthers, focusing on sponsor sales and services, community relations and ticket sales.

Smith was a four-year letterwinner as a defensive end at Wofford from 2009-12, playing for current Appalachian State defensive coordinator Nate Woody. He helped the Terriers to a share of two Southern Conference championships and three NCAA Division I FCS playoff appearances. He served as a team captain as a senior in 2012.

Smith, a Columbia, S.C., native, graduated from Wofford in 2012 with a degree in business economics.

## DUKE FOOTBALL ADMINISTRATION



**Gerald Harrison**  
Senior Associate Director of  
Athletics/Internal Affairs



**Art Chase**  
Assistant Director of Athletics/  
External Affairs



**Kevin Lehman**  
Executive Director of Football  
Administration/Chief of Staff



**Kent McLeod**  
Director of Player Personnel



**James Mitchell**  
Director of Football  
Development



**Jim Collins**  
Director of Football Relations &  
Special Assistant to the Head  
Coach

## SPORTS PERFORMANCE



**Noel Durfey**  
Associate Director of Sports  
Performance/Head Football  
Sports Performance Coach



**Sonny Falcone**  
Director of  
Sports Performance



**Luke Barthel**  
Assistant Sports  
Performance Coach



**Aaron Getz**  
Assistant Sports  
Performance Coach



**Tony Smith**  
Assistant Sports  
Performance Coach

## SPORTS MEDICINE



**Hap Zarsour**  
Executive Director of Athletic  
Training



**Kyle Beatty**  
Assistant Athletic Trainer



**Kevin Siesel**  
Assistant Athletic Trainer



**Kerry Mullenix**  
Director of Athletic  
Rehabilitation



**Nick Potter**  
Assistant Director of Athletic  
Rehabilitation

## TEAM PHYSICIANS



**Dr. Claude T. Moorman III**  
Head Team Physician  
Director, Duke Sports Medicine



**Dr. Jeff Bytowski**  
Head Medical Team Physician



**Heather Ryan**  
Executive Director/Academic  
Services



**Jeremiah Walker**  
Assistant Director of  
Academic Support Services



**Jacqueline Bishop**  
Academic Coordinator



**Tony Belt**  
Academic Coordinator

## ACADEMIC SUPPORT

## EQUIPMENT STAFF



**Wes Pickell**  
Director of Football Equipment



**Tommy Phillips**  
Assistant Director of  
Football Equipment



**Chris Woolsey**  
Football Equipment Assistant

## FOOTBALL RELATIONS



**James Harrell**  
Assistant Director of  
Player Personnel



**Lex Butler**  
Player Personnel Coordinator

## VIDEO OPERATIONS



**Tom Long**  
Football Director  
of Information Technology



**Adam Barkley**  
Football Assistant Director  
of Information Technology

## ADMINISTRATIVE STAFF



**Mickey Laws**  
Football Administrative  
Secretary



**Peggy Nelson**  
Executive Assistant  
to the Head Football Coach

## ATHLETIC FACILITIES & GAME OPERATIONS



**Bob Weiseman**  
Assistant Director of Athletics/  
Athletic Facilities, Game  
Operations & Championships



**Ryan Cakerice**  
Associate Director of  
Athletic Facilities, Game  
Operations & Championships



**Lee Tucker**  
Associate Director of  
Athletic Facilities, Game  
Operations & Championships



**Becca Wilusz**  
Assistant Director of  
Athletic Facilities, Game  
Operations & Championships

## UNDERGRADUATE FOOTBALL STAFF



**Tariq Shabazz**  
Undergraduate Assistant



**Alex Skidmore**  
Undergraduate Assistant





## Kevin M. White

VICE PRESIDENT & DIRECTOR OF ATHLETICS  
ADJUNCT PROFESSOR  
OF BUSINESS ADMINISTRATION  
ST. JOSEPH'S COLLEGE, 1972

Kevin M. White was named Duke University's vice president and director of athletics on May 31, 2008. He also serves as an adjunct professor of business administration at the university.

White, 65, joined the Duke family after leading Notre Dame's athletics program to success both on the playing fields and in the classroom from 2000-08. He also has held a number of prominent national leadership roles within intercollegiate athletics, including his service in 2006-07 as president of the National Association of Collegiate Directors of Athletics (NACDA) and in 2005-06 as president of the Division I-A Athletic Directors Association. In 2006, White was named the GeneralSports TURF Systems Division I-A Central Region Athletic Director of the Year while at Notre Dame. In 2013, White was named one of four NCAA Football Bowl Subdivision recipients of the Under Armour AD of the Year Award presented by NACDA. A testament to the respect he has garnered within college athletics, White earned multiple high profile awards in 2014-15, including the National Football Foundation's John L. Toner award, Sports Business Journal's Athletic Director of the Year award, Bobby Dodd AD of the Year, and the 2015 Carl Maddox Sports Management Award.

Guided by the Strategic Plan that was approved by Duke's Board of Trustees in April of 2008, White made an immediate impact on Duke Athletics. In addition to leading the department to unprecedented success in competition, he reshaped the organization into a more efficient department; strengthened ties to both campus and community constituents through consistent outreach efforts; successfully oversaw Duke Athletics' record-breaking fundraising efforts; streamlined and invested in staffing and forged partnerships with major corporate entities to enhance revenue streams to historically high levels; commissioned and executed a master facilities plan to position Duke well into the 21st Century; implemented significant diversity and inclusion efforts for Duke Athletics; and emphasized a stronger commitment to the university's intramural, club and recreational sports programs.

Since White's arrival, Duke has captured seven NCAA Championships – women's tennis in 2009, men's basketball in 2010 and 2015, men's lacrosse in 2010, 2013 and 2014, and women's golf in 2014 – and 17 ACC titles. On the strength of 19 teams participating in postseason competition and robust finishes in several sports, Duke ranked 24th in the 2016 Learfield Sports Directors' Cup standings, which determine an institution's all-around strength in intercollegiate athletics. The 24th-place showing marked the 13th consecutive year that Duke has ended among the nation's top 25 programs. In 2011, Duke placed fifth, matching the school's best finish in the rankings and its 1171.50 points earned were the most in program history. In White's eight years at Duke, the Blue Devils placed 17th (2009), 10th (2010), fifth (2011), 16th (2012), 12th (2013), ninth (2014), 20th (2015) and 24th (2016) in the Directors' Cup standings.

Seventy-five Blue Devil teams ranked among the nation's top 10 teams during the past seven seasons with 11 – men's basketball (2009, 2010, 2011, 2013, 2015), men's lacrosse (2010, 2013, 2014) and women's tennis (2009, 2010, 2014) – reaching No. 1. In all, 137 Blue Devil teams advanced to NCAA postseason competition during White's Duke tenure. In 2015-16, the women's soccer team played in the national championship game, while the field hockey and women's golf teams both reached the NCAA semifinals. Duke's football team participated in its fourth consecutive bowl game, capturing the New Era Pinstripe Bowl title with a 44-41 overtime win against Indiana. Duke was the only athletic department in the nation to have a bowl champion, a Sweet 16 appearance in men's basketball and secure a baseball NCAA postseason berth.

Individually, 271 student-athletes earned All-America, 485 All-ACC and 245 All-Region or District honors the past eight years. During White's tenure, Duke boasts 13 NCAA individual champions in Curtis Beach (indoor track and field heptathlon in 2012 and 2014), Juliet Bottorff (outdoor track and field 10k in 2011), Virginia Elena Carta (women's golf in 2016), Mallory Cecil (women's tennis in 2009), Abby Johnston (three-meter diving in 2011), Nick McCrory (platform diving in 2010, 2011, 2013 and 2014), and Becca Ward (women's fencing, saber in 2009, 2011 and 2012).

Academically, Duke teams continued strong performances under White. In the 2015-16 academic year, 25 of 26 Blue Devil varsity teams earned grade point averages of 3.0 or better, while 97 student-athletes earned Dean's List honors in the fall semester, and 90 did so in the spring. Overall, 480 Blue Devil student-athletes made the latest All-ACC Honor Roll and continued an amazing stretch wherein Duke led the conference for the 28th time in the past 29 years.

In two key elements in tracking a department's academic success, Duke ranked among the nation's best again. Duke posted a 98% Graduation Success Rate (GSR) and 17 teams achieved a 100% GSR. Also, 15 Blue Devil teams – good for third nationally – were ranked in the top 10% of their respective sports in the most recent Academic Performance Rate (APR) Report, including the men's basketball and football teams. In the 2016 report, Duke (995) ranked first among all FBS schools. In all, Duke totaled the highest APR scores among ACC institutions in 12 of the league's 25 sports – baseball (993), men's cross country (1000), women's cross country (1000), women's fencing (1000), football (995), men's golf (1000), women's golf (1000), women's lacrosse (1000), men's tennis (1000), women's track and field (1000), volleyball (1000), and wrestling (1000). Also, eight additional Duke programs ranked among the ACC's top three in their respective sports.

Six Duke student-athletes were selected as CoSIDA Academic All-Americans, while 34 others received National Scholar-Athlete or Scholar All-America accolades. In White's eight-year tenure, former women's tennis player Parker Goyer won a Rhodes Scholarship (2009), while pole vaulter Sally Liu (2009) and swimmer Allie Speidel (2011) earned Marshall Scholarships.

Under White, Duke has continued its focus on outreach to the local community. Modeling the NCAA CHAMPS/Life Skills program's commitment to service, learning projects and outreach, over 500 Duke student-athletes across all sports participated in a combined effort of more than 2,000 community service hours during the 2015-16 academic year.

White's commitment to the overall mission of the university remains clear. A portion of ticket sales Blue Devil regular season home sporting events are directed annually to the Duke University Libraries and the Rubenstein-Bing Civic Student-Athlete Civic Engagement program (ACE). Per White's vision from 2011, the Duke Athletics Library Fund has generated significant unrestricted revenue for the Duke University Libraries to support teaching and research across the institution. The civic engagement program, known as ACE, was started in 2015 in a partnership with Stanford University. The foundation of the venture includes student-athletes from both Duke and Stanford working together in under-resourced communities in the United States and abroad. Through immersive three-week summer service assignments that started with 40 student-athletes from the two schools in 2016, the student-athletes had opportunities otherwise not afforded to them during the school year due to academic and athletic responsibilities.

In fall of 2012, Duke University announced the \$3.25 billion Duke Forward fundraising campaign for priorities across Duke's 10 schools, Duke Medicine and a range of university programs. Included in the campaign was a \$250 million goal for Duke Athletics to be divided three ways – for facility enhancements and support (\$100 million), endowment income (\$50 million) and operating funds (\$100 million). The initial \$250 million goal has been exceeded by the Duke Athletics fundraising team. Several facility projects have been initiated, including major renovations to Brooks Field at Wallace Wade Stadium, including the new Blue Devil Tower and the Davis Family Kicking Field at the Brooks Practice Facility, a grand entrance and entertainment space to the front of iconic Cameron Indoor Stadium (Rubenstein Pavilion), and the new Scott Family Athletics Performance Center, which now houses several of Duke Athletics' administrative units, as well as new strength and conditioning and sports medicine areas, a ticket office and team merchandise store.

White, who holds a Ph.D. in education, has taught graduate-level classes since 1982 and currently teaches a sports business course in Duke's Fuqua School of Business as part of Duke's MBA program.

In August 2003, *SI.com* (the *Sports Illustrated* web site) listed White, then at Notre Dame, third in its rankings of the most powerful people in college football. In January 2004, *The Sporting News* listed him in its Power 100 as third among five names in the "front office" category (and the lone college athletics director among the 100).

White has served on numerous NCAA committees, including the NCAA Council, formerly the association's highest governing body. In 2012, White was among a select group of college and professional administrators asked to serve on the recently formed Expert Advisory Board for the Knight Commission. Moreover, he was the secretary of NCAA Football, a non-profit corporation acting as the "collective voice to promote college football." Always in demand as a visionary leader, White currently serves on the NCAA Division I Men's Basketball Committee, the United States Olympic Committee (USOC) Board of Directors and on the Advocates for Athletic Equity Board of Directors.

For several years, he was a representative with the football Bowl Championship Series. In addition, he previously was an ex-officio member of the Sugar Bowl Committee during his tenure at Tulane, was a member of the Rose Bowl Management Committee while at Arizona State, and also worked closely with the Fiesta Bowl during his stay in Tempe.

Given his background and success, it is not surprising that 24 current or former directors of athletics were mentored by White.

Prior to joining Notre Dame in 2000, White served as athletic director at Arizona State University, Tulane University, the University of Maine and Loras College in Iowa, where he originated the National Catholic Basketball Tournament.

Before becoming an administrator, White served as head track and field coach at Southeast Missouri State and assistant cross country and track and field coach at Central Michigan. He began his coaching career at Gulf High School in New Port Richey, Fla., coaching cross country and track and assisting in football and wrestling.

White earned his Ph.D. from Southern Illinois University in 1983 with an emphasis on higher education administration. In 1985, he completed postdoctoral work at Harvard University's Institute for Educational Management. He earned his master's degree in athletics administration from Central Michigan University in 1976 and his bachelor's degree in business administration in 1972 from St. Joseph's College in Rensselaer, Ind., where he also competed as a sprinter. Additionally, White was recognized with honorary degrees from Loras College (2012), the United States Sports Academy (2007) and St. Joseph's College (2001).

White and his wife, Jane, a former college track and field coach, have five children and 12 grandchildren.

### Current or Former Directors of Athletics Mentored by Dr. Kevin White

<b>Sandy Barbour</b> Tulane California *Penn State	<b>Tom Collins</b> Ball State	<b>Ian McCaw</b> Northeastern Massachusetts Baylor	<b>Jim Sterk</b> Washington State *San Diego State
	<b>Boo Corrigan</b> *Army West Point		<b>Norwood Teague</b> VCU Minnesota
<b>Josh Berlo</b> *Minnesota Duluth	<b>Bubba Cunningham</b> Ball State Tulsa *North Carolina	<b>Bernard Muir</b> Georgetown Delaware *Stanford	<b>Tim Van Alstine</b> Western Illinois *Cardinal Stritch
<b>Bob Bierie</b> Loras		<b>Jim Phillips</b> Northern Illinois *Northwestern	<b>Bruce Van de Velde</b> Utah State Iowa State Louisiana Tech
<b>Thomas Boeh</b> Ohio University Fresno State	<b>Scott Devine</b> *St. Mary's (MD)	<b>Chris Reynolds</b> *Bradley	<b>Stan Wilcox</b> *Florida State
<b>Greg Capell</b> Loras	<b>Herman Frazier</b> Ala.-Birmingham Hawaii	<b>Bill Scholl</b> Ball State *Marquette	<b>Mark Wilson</b> *Tennessee Tech
<b>Vic Cegles</b> Long Beach State	<b>Rudy Keeling (deceased)</b> Emerson Commissioner, ECAC		*Active
<b>Sandy Hatfield Clubb</b> *Drake			

## SENIOR ADMINISTRATION



**Dr. Kevin White**  
Vice President & Director of Athletics



**Dr. Chris Kennedy**  
Senior Deputy Director of Athletics



**Tom Coffman**  
Deputy Director of Athletics/  
Development



**Mike Cragg**  
Deputy Director of Athletics/  
Operations




**Nina King**  
Deputy Director of Athletics/  
Administration, Legal Affairs  
and Chief of Staff



**Mitch Moser**  
Deputy Director of Athletics/  
Chief Financial Officer



**Brad Berndt**  
Senior Associate Director of  
Athletics/Student Services



**Gerald Harrison**  
Senior Associate Director of  
Athletics/Internal Affairs



**Jon Jackson**  
Senior Associate Director of  
Athletics/External Affairs



**Jacki Silar**  
Senior Associate Director  
of Athletics/Student-Athlete  
Development/Senior Women's  
Administrator



**Todd Mesibov**  
Associate Director of Athletics/  
Compliance



**Mike Sobb**  
Associate Director of Athletics/  
Resource Acquisition



**Leslie Barnes**  
Assistant Director of Athletics/  
Student-Athlete Development



**Art Chase**  
Assistant Director of Athletics/  
External Affairs



**Joe Manhertz**  
Assistant Director of Athletics/  
Iron Dukes Major Gifts



**Gina Rosser Bradley**  
Assistant Director of Athletics/  
Business Operations



**Tony Sales**  
Assistant Director of Athletics/  
Student-Athlete External Affairs



**Debbie Savarino**  
Assistant Director of Athletics/  
Special Events



**Bob Weiseman**  
Assistant Director of Athletics/  
Athletic Facilities, Game Operations  
and Championships



**Jack Winters**  
Assistant Director of Athletics/  
Iron Dukes

**Rachel Curtis**  
Executive Director/Athletics  
Environmental Branding

**Heather Ryan**  
Executive Director/Academic  
Services

**Felicia Tittle**  
Executive Director/Recreation  
& Physical Education

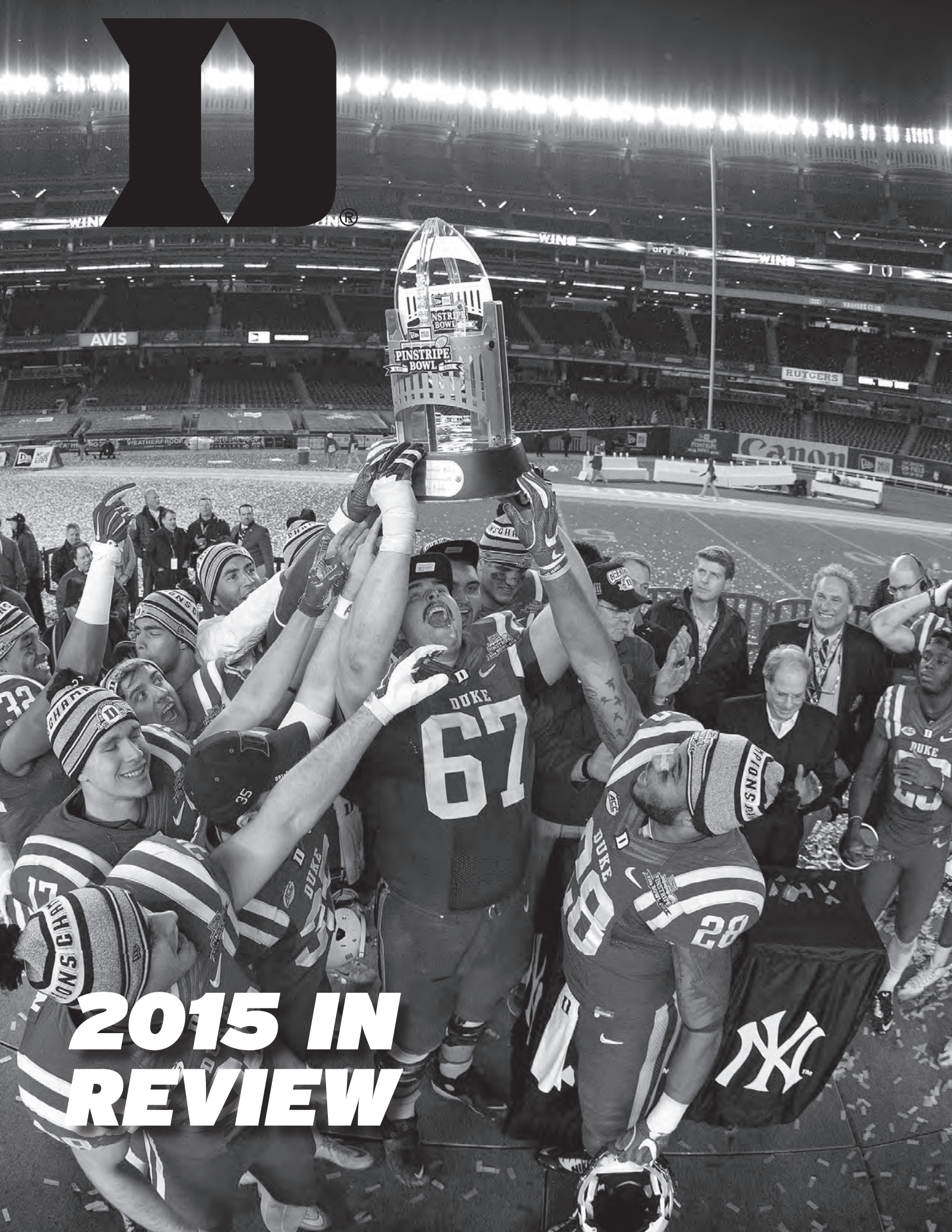


**James Coleman**  
Chairman,  
Duke Athletic Council



**Martha Putallaz**  
Faculty Athletic Representative





**2015 IN  
REVIEW**



# 2015 DUKE FOOTBALL NOTEBOOK

## A THIRD STRAIGHT EIGHT-WIN SEASON

- With a 44-41 overtime victory against Indiana in the 2015 New Era Pinstripe Bowl, Duke earned its eighth win of the season.
- The victory marked the first time in Duke history the Blue Devils won eight or more games in three consecutive seasons.
- The Blue Devils own three consecutive winning seasons for the first time since 1960-63.

## BOWLING FOUR STRAIGHT YEARS

- The Blue Devils played in a bowl game in four straight years for the first time in program history.
- Duke had never appeared in consecutive bowl games until the 2012-13 seasons.
- The New Era Pinstripe Bowl was Duke's 12th bowl appearance and fourth since the 1994 season.
- The 44-41 victory against Indiana was Duke's first in a bowl game since topping Arkansas 7-6 in the January 2, 1961, Cotton Bowl.
- Duke is 4-8 all-time in bowl appearances.
- The Blue Devils' all-time record in seasons following a bowl is 72-43-2 with winning records in all but the 1958 (5-5), 1990 (4-7) and 1995 (3-8) seasons.

## AMONG THE WINNINGEST TWO YEARS AT DUKE

- The nine wins in 2014 and eight in 2015 have given the Blue Devils one of the winningest two-year stretches in program history. A closer look at the winningest consecutive seasons at Duke:

Seasons	Wins
1. 2013-14.....	19
2. 1935-36.....	17
1938-39.....	17
2014-15.....	17
5. 1932-33.....	16
1933-34.....	16
1936-37.....	16
1937-38.....	16
1940-41.....	16
2012-13.....	16

## AND THE WINNINGEST THREE YEARS AT DUKE

- Duke won 10 games in 2013, nine in 2014 and eight in 2015 to give the Blue Devils the winningest three-year stretch in program history. A closer look at the winningest three consecutive seasons at Duke:

Seasons	Wins
1. 2013-15.....	27
2. 1936-38.....	25
2012-14.....	25
4. 1933-35.....	24
1934-36.....	24
1935-37.....	24
1938-40.....	24
1939-41.....	24

## A PROGRAM TURNING THE PAGE

- Duke has tallied 33 wins the past four seasons. In the previous nine seasons, from 2003-11, Duke recorded 25 victories. A closer look:

Seasons	Wins	Total Games	Win %
2012-15.....	33	52	.635
2003-11.....	25	106	.236

## DUKE CRACKS BOTH NATIONAL POLLS IN 2015

- Duke reached as high as No. 18 in the Amway Coaches Poll and No. 22 by the *Associated Press* heading into the October 31 contest against Miami.
- It was the highest spot for the Blue Devils in the Coaches Poll in program history.

## DUKE RANKED AGAIN

- The Blue Devils played two or more games as a ranked team for three consecutive years for the first time since 1952-55. It was also the first time Duke played a home game as a ranked team in consecutive years since 1952-55.

## DUKE DEFEATS ANOTHER RANKED FOE

- With a 34-20 victory against No. 20 Georgia Tech, Duke has recorded at least one win against a ranked opponent for three consecutive years, a first for the program since 1955-60.
- Duke's four total wins against ranked teams in the past three years (No. 16 Virginia Tech & No. 24 Miami in 2013; No. 22 Georgia Tech in 2014) are the most in a three-year stretch since four from 1958-60.
- Duke is 4-4 in its last eight games against ranked foes after losing 47 straight to ranked opponents (November 6, 1994 to October 25, 2013).

## 2015 SENIOR CLASS THE BEST AT DUKE

- With 33 victories in the last four years, the 2015 senior class tied for the winningest in Blue Devil history. A closer look at the winningest four-year senior classes at Duke:

Year(s)	Wins
1936, 1938, 1939, 1941 & 2015.....	33
1935, 1937 & 1940.....	31
1955.....	30
1933, 1942 & 1943.....	29
1934, 1944, 1954, 1963 & 2014.....	28
1953 & 1962.....	27

## THREE STRONG YEARS IN THE ACC

- Duke earned its fourth ACC win in the regular season finale at Wake Forest. It is the first time the Blue Devils have had three straight non-losing ACC seasons since 1981-83.
- The Blue Devils' past three years in the ACC have produced 15 wins, the third most in a three year span at Duke. A closer look:

Seasons	ACC Wins
1. 1960-62.....	16
1961-63.....	16
3. 2013-15.....	15
4. 1962-64.....	14
2012-14.....	14

## ANOTHER SUCCESSFUL OCTOBER

- Duke has gone 8-1 in October the last three seasons with the lone loss during the stretch a 30-27 setback to Miami on October 31, 2015, when the Hurricanes scored on the final play of the game.
- Under head coach David Cutcliffe, Duke is 16-12 (.571) in October contests. Prior to Cutcliffe's arrival for the 2008 season, the Blue Devils were 1-29 (.033) in October in the previous eight seasons.

## ACC PLAYER OF THE YEAR & TATUM FOR CASH

- Redshirt senior safety Jeremy Cash was named the ACC Defensive Player of the Year and is the first Blue Devil to be named the recipient since the award was created in 1993.
- Cash was also selected as the Jim Tatum Award recipient as the ACC's top senior football scholar-athlete.
- He is the first student-athlete in ACC history to secure both the Tatum Award and a major on-field honor in the same season.

## CASH'S ALL-AMERICA HONORS

- Cash received *Walter Camp Foundation* (WCF) All-America honors for the second consecutive year as he bumped up from the second team to the first team in 2015. He is the sixth first team WCF honoree at Duke.
- In all, Cash was named to the *American Football Coaches Association*, *Athlon Sports*, *Associated Press*, *CBS Sports*, *ESPN*, *Football Writers Association*, *Phil Steele*, *Sporting News*, *Sports Illustrated*, *USA Today* and *WCF* first teams.
- Cash became the Blue Devils' first player in program history to be named to a first, second or third team All-America squad in three consecutive years.
- Duke has had WCF and AP first team All-Americans in consecutive years for the first time in program history with Cash (2015) and Laken Tomlinson (2014).

## CONSECUTIVE CONSENSUS ALL-AMERICANS

- Cash was named a consensus All-America honoree, and a unanimous first team All-America. In 2014, Tomlinson was a consensus All-America selection. It is the first time in program history Duke has had consecutive consensus All-America picks.
- Cash is the sixth consensus All-America in program history, joining Fred Crawford (1933), Ace Parker (1936), Ernie Jackson (1971), Clarkston Hines (1989) and Tomlinson (2014).

## SKURA AN ALL-AMERICA HONOREE

- Redshirt senior center Matt Skura was a *USA Today* second team, *Phil Steele* fourth team and *Sports Illustrated* honorable mention All-America. They were Skura's first career All-America accolades.

## TWO FRESHMAN ALL-AMERICA PICKS

- The Blue Devils had a pair of Freshman All-America picks with linebacker Tinashe Bere and wide receiver T.J. Rahming earning honorable mention recognition from both *Campus Insiders* and *College Football News*.

## ALL-AMERICANS ON THE RISE

- Duke has 12 All-America selections who have earned a total of 49 All-America honors in the eight years (2008-15) under Cutcliffe.
- In the previous eight years (2001-07), Duke had two All-Americans, Mike Hart, a *Football News* Honorable Mention selection at tight end in 2001, and punter Brian Morton, who was on three All-America teams in 2000.

**THREE CoSIDA ACADEMIC ALL-AMERICA PICKS**

- Duke tied for the national lead with three CoSIDA Academic All-America picks and led all FBS schools with its trio of selections. Redshirt junior defensive tackle A.J. Wolf was a first team honoree while senior kicker Ross Martin and redshirt junior safety DeVon Edwards were second team selections.
- FCS programs Northern Iowa and South Dakota State had three CoSIDA Academic All-America selections. Among Power 5 programs, only Ohio State (two) and Kentucky (two) had multiple selections.

**FIVE TABBED CoSIDA ACADEMIC ALL-DISTRICT**

- Duke led the country with five CoSIDA Academic All-District honorees. The Blue Devils have had 17 CoSIDA All-District picks in the last four seasons.
- Redshirt sophomore offensive tackle Gabe Brandner, Martin, redshirt junior quarterback Thomas Sirk and Wolf made their first appearances on the team while Edwards earned his second straight selection to the squad.

**EIGHT ALL-ACC SELECTIONS**

- Duke placed eight players on the 2015 Atlantic Coast Sports Media Association (ACSM) or ACC Coaches All-ACC football teams. A closer look at Duke's all-league selections:

Player	Team (Position/Organization)
Casey Blaser .....	Honorable Mention (OT/ACSM)
Jeremy Cash .....	1st (S/ACSM & Coaches)
DeVon Edwards .....	1st (RS/ACSM)
.....	2nd (RS/Coaches)
.....	Honorable Mention (S/ACSM & Coaches)
Ross Martin .....	2nd (K/Coaches)
.....	3rd (K/ACSM)
Will Monday .....	3rd (P/ACSM & Coaches)
Dwayne Norman .....	2nd (LB/Coaches)
.....	3rd (LB/ACSM)
Lucas Patrick .....	Honorable Mention
.....	(OG/ACSM & Coaches)
Matt Skura .....	1st (C/ACSM & Coaches)

**FOUR TIME ALL-ACC SELECTIONS**

- Kicker Martin and punter Will Monday ended their careers as four-time All-ACC selections. Martin and Monday are the first Duke players to earn four all-league accolades in their careers.

**ACC PLAYERS OF THE WEEK**

- Edwards was named the November 23 ACC Specialist of the Week.
- Edwards' honor gave Duke seven ACC Players of the Week in 2015: Sirk (offensive back/Oct. 26), Martin (specialist/Oct. 5), Jeremy Cash (defensive back/Sept. 28), Edwards (specialist/Sept. 28), Wolf (defensive lineman/Sept. 28) and Johnell Barnes (receiver/Sept. 28).
- The Blue Devils have earned 22 ACC honors the last 27 weeks the team has played a game.

**A NEUTRAL SITE VICTORY**

- Duke captured the New Era Pinstripe Bowl at Yankee Stadium for its first win at a neutral site since topping Navy 17-16 on Oct. 28, 1972, in Norfolk, Va. The Blue Devils were in an 0-9 slump.

**QUITE A FOUR-YEAR RUN FOR DUKE**

- Duke's last four years have been some of the best in program history. A closer look at some of the accomplishments for the Blue Devils since the beginning of the 2012 campaign:
  - 41 All-America accolades
  - 33 wins, tied for most in a four-year span at Duke
  - 8 All-Americans
  - 6 Academic All-Americans
  - 5 Senior Bowl participants
  - 4 bowl appearances
  - 4 ACC Jim Tatum Awards
  - 4 NFL Draft picks
  - 4 AFCA Good Works Team selections
  - 3 consecutive seasons with 8 or more wins for the first time in Duke history
  - 2 consensus All-Americans
  - 1 National Coach of the Year
  - 1 William V. Campbell Trophy
  - 1 FWAAC Courage Award
  - 1 ACC Defensive Player of the Year
  - 1 New Era Pinstripe Bowl victory
  - 1 1st round NFL Draft pick

**MARTIN NAMED TO AP ALL-BOWL TEAM**

- Following a 14-point performance in the New Era Pinstripe Bowl, Martin earned a spot on the *Associated Press* All-Bowl Team.
- Martin drilled the game-winning 36-yard field goal in the first overtime period as the Blue Devils topped Indiana 44-41. Martin helped force overtime by converting the game-tying extra point with 41 seconds remaining in regulation.
- Martin established the Duke bowl record with three total field goals, covering 52, 34 and 36 yards.

**PINSTRIPE BOWL POINTS APLENTY**

- Duke scored a New Era Pinstripe Bowl-record 44 points against Indiana in its 44-41 overtime victory against Indiana.
- Sophomore Shaun Wilson also set a Pinstripe Bowl record with his 98-yard kickoff return, besting the 51-yard runback by Rutgers' Janarion Grant in 2013 against Notre Dame.

**THREE FOR 100+ AT THE PINSTRIPE BOWL**

- For the second time in program history, and first in a bowl game, Duke had three 100-yard rushers in a contest as Sirk (155), Jela Duncan (109) and Wilson (103) all reached the century mark.
- Against Wake Forest in 1981, Mike Grayson (188), Joel Blunk (119) and Greg Boone (101) all reached the 100-yard plateau.

**SIRK, WILSON NAMED BOWL CO-MVPs**

- As a result of their strong performances and helping Duke to the New Era Pinstripe Bowl victory, Sirk and Wilson were named Co-MVPs of the contest.

**400 OR MORE YARDS PER GAME**

- Duke averaged 439.38 yards of total offense a contest, the third highest mark in program history and the most since 459.92 yards per game in 1989. The 1988 team owns the record with a 464.27 yards per game average.

**MORE THAN 5,000 TOTAL YARDS AGAIN**

- Duke totaled 5,712 yards of total offense in 13 games, reaching the 5,000-yard plateau for the fourth straight season, a first in program history. The only consecutive 5,000-yard campaigns were in 1988-89.
- The Blue Devils' 5,712 yards are the second most in program history, behind only 5,966 yards in 2013, when the team played 14 games.

**30.00+ PPG FOR FOUR STRAIGHT YEARS**

- The Blue Devils averaged 31.54 points per game, tied with the 2012 team for the fifth highest average in program history.
- It was the fourth straight year Duke has surpassed the 30.00 points per game average.
- Duke has averaged 30.00 or more points per game only eight times in program history, four under head coach David Cutcliffe.

**20 OR MORE TOUCHDOWNS ON THE GROUND**

- Duke tallied 25 rushing touchdowns in 2015, marking its third consecutive campaign of 20 or more rushing TDs for the first time since 1974-76.
- The 77 ground scores in the last three years are tied for the second most in a three-season span in Duke history, behind only 79 ground scores from 1953-55.

**TWO WITH 5 OR MORE GROUND SCORES**

- Sirk finished with a team-high eight rushing touchdowns while redshirt sophomore quarterback Parker Boehme tallied five, marking the 24th season Duke has had two players with five or more ground scores.

**50 OR MORE SIX TIMES**

- Sirk and Wilson both broke off rushes of 50 or more yards in the New Era Pinstripe Bowl.
- Wilson ran for an 85-yard score in the first quarter against Indiana to tie for the longest rush in program history. Charlie Smith also had an 85-yard run against Virginia Tech in 1951.
- The Blue Devils recorded six rushes, all against Power 5 foes, of more than 50 yards in 2015, the most in the Cutcliffe era.
- Duke's six 50+ yard rushes were tied for the 10th most in the country.
- Entering 2015, Duke had totaled seven rushes of 50 or more yards in the last five seasons combined.

**MARTIN'S RECORD-SETTING CAREER ENDS**

- Martin ended his Duke career holding almost every single-season and career record for a kicker. He departs the Blue Devils owning records for:
  - Single-season field goals made - 26 (2015)
  - Single-season field goals attempted - 30 (2015)
  - Single-season points - 120 (2015)
  - Single-season 50+ yard field goals - 4 (2015)
  - Career field goals made - 78
  - Career field goals attempted - 93
  - Career field goal percentage - .839
  - Career 50+ yard field goals - 8
  - Career PATs made - 196
  - Career consecutive PATs made - 152
  - Career points - 430

**WITHIN THE TOP TWO IN ACC HISTORY**

- Ross Martin ended his career as the third 400-point scorer in league history, all done within the last three years. Martin finished with 430 points, second only to Dustin Hopkins of Florida State (2009-12/466 points).

**MONDAY ENDS AS DUKE'S BEST PUNTER**

- Redshirt senior punter Will Monday became the 10th punter in ACC history to reach 10,000 career yards in 2015. He ended his career owning the Duke record for career punting average (42.64) and holds the second most yards with 11,299.

**MR. NOVEMBER STRIKES AGAIN**

- Redshirt junior DeVon Edwards ran a kickoff back 94 yards for a touchdown at Virginia.
- The runback was his third of the year, establishing the Duke single-season TD record. Edwards ran a kickoff back 95 yards at Tulane in the season opener and 100 yards against No. 20 Georgia Tech.
- The trio of kickoff return touchdowns in 2015 gave Edwards six in his career. The NCAA career record is seven kickoff return touchdowns, held by C.J. Spiller of Clemson.
- Edwards' six kickoff returns for touchdowns are also tied with UTEP's Autry Golden for the most by an active FBS player.
- Of Edwards' six career kickoff return touchdowns, four have been in November.

**HUMPHREYS HONORS BROWN IN BOWL GAME**

- True freshman Ben Humphreys made his second career start against Indiana in the New Era Pinstripe Bowl and honored injured redshirt senior Kelby Brown by wearing Brown's No. 59 jersey.
- Brown, who had his career ended by a knee injury in preseason camp, was slated to be a starter at linebacker after missing the 2014 campaign due to a knee injury. Brown was an All-ACC performer in 2013.

**BERE IN THE BACKFIELD IN CHARLOTTESVILLE**

- Redshirt freshman Tinashe Bere posted a career-high 3.0 tackles for lost yards at Virginia.
- Bere's 3.0 TFL are tied for the second most by a freshman in a game in program history, behind only 4.0 by Todd DeLamielleure versus Wake Forest in 1998.

**BORDERS LEADS THE WAY IN INTs AGAIN**

- Junior cornerback Breon Borders led Duke with three interceptions and nine pass breakups during the 2015 season.
- Borders will enter 2016 tied for fifth among NCAA active players with 10 career picks.
- On the all-time Duke chart, Borders is tied for seventh with 10 all-time interceptions and alone in 10th with 23 career pass breakups.

**100 OR MORE TACKLES FOR THREE**

- Linebacker Dwayne Norman (114), safety DeVon Edwards (101) and safety Jeremy Cash (101) each tallied 100 or more tackles in 2015.
- Duke was the only team in the ACC with three players over the 100-tackle mark.
- It was the ninth time in program history, and third consecutive campaign, Duke had at least three players with 100 or more tackles (1976, 1980, 1986, 1990, 1996, 2007, 2013 and 2014).
- Duke had one of two defensive trios nationally to post 100 or more tackles each, joining Tulsa.
- Edwards has reached the 100-tackle mark the last two years and could become just the eighth player in Duke history to have three seasons with 100+ tackles.

**COMMUNITY IMPACT UNDER CUTCLIFFE**

- Duke has had six selections (Kelby Brown/2015; Laken Tomlinson/2014; Dave Harding/2013; Sean Renfree/2012; Bryan Morgan/2010; Re'quan Boyette/2008) to the AFCA Good Works Team since Cutcliffe's arrival in 2008. No other ACC program has more than three during the stretch. Miami has the second most with three while Clemson, Florida State, N.C. State, Pitt and Syracuse each have one.

**A PAIR OF OVERTIME VICTORIES**

- For the first time in program history, the Blue Devils won two overtime contests in the same season (45-43 at Virginia Tech/44-41 vs. Indiana).

**2015 HONORS & AWARDS****Team Captains**

Jeremy Cash  
Matt Skura

**All-America**

Jeremy Cash (S) *American Football Coaches Association (1st)*  
*Associated Press (1st)*  
*Athlon (1st)*  
*CBS Sports (1st)*  
*ESPN (1st)*  
*Football Writers Association (1st)*  
*Phil Steele (1st)*  
*Sporting News (1st)*  
*Sports Illustrated (1st)*  
*Walter Camp Foundation (1st)*  
*USA Today (1st)*  
DeVon Edwards (KR) *Sports Illustrated (HM)*  
Ross Martin (K) *Sports Illustrated (HM)*  
Matt Skura (C) *Phil Steele (4th)*  
*Sports Illustrated (HM)*  
*USA Today (2nd)*

**Freshman All-America**

Tinashe Bere *Campus Insiders (HM)*  
*College Football News (HM)*  
T.J. Rahming *Campus Insiders (HM)*  
*College Football News (HM)*

**CoSIDA Academic All-America**

A.J. Wolf 1st  
DeVon Edwards 2nd  
Ross Martin 2nd

**CoSIDA Academic All-District III**

Gabe Brandner 1st  
DeVon Edwards 1st  
Ross Martin 1st  
Thomas Sirk 1st  
A.J. Wolf 1st

**AFCA Good Works Team**

Kelby Brown

**ACC Jim Tatum Award (Top Scholar-Athlete)**

Jeremy Cash

**ACC Defensive Player of the Year**

Jeremy Cash

**New Era Pinstripe Bowl Co-MVPs**

Thomas Sirk  
Shaun Wilson

**Associated Press All-Bowl Team**

Ross Martin

**ESPN ACC All-Bowl Team**

Jela Duncan  
Ross Martin  
Lucas Patrick  
Matt Skura  
Shaun Wilson

**Lott IMPACT Trophy Player of the Week**

Jeremy Cash Sept. 26 (Georgia Tech)  
Jeremy Cash Oct. 24 (Virginia Tech)

**FWAA National Defensive Player of the Week**

Jeremy Cash Sept. 26 (Georgia Tech)

**Walter Camp National Defensive Player of the Week**

Jeremy Cash Sept. 26 (Georgia Tech)

**Jim Thorpe Award Player of the Week**

Jeremy Cash Sept. 26 (Georgia Tech)

**Chuck Bednarik Award Player of the Week**

Jeremy Cash Sept. 26 (Georgia Tech)

**ACC Player of the Week**

Jeremy Cash (Defensive back) Sept. 26 (GT)  
DeVon Edwards (Specialist) Sept. 26 (GT)  
A.J. Wolf (Defensive lineman) Sept. 26 (GT)  
Ross Martin (Specialist) Oct. 3 (BC)  
Thomas Sirk (Offensive back) Oct. 24 (VT)  
DeVon Edwards (Specialist) Nov. 21 (UVA)

**All-ACC (Coaches)**

Jeremy Cash 1st  
DeVon Edwards 2nd (RS)/HM (S)  
Ross Martin 2nd  
Will Monday 3rd  
Dwayne Norman 2nd  
Lucas Patrick HM  
Matt Skura 1st

**All-ACC (ACSM)**

Casey Blaser HM  
Jeremy Cash 1st  
DeVon Edwards 1st (RS)/HM (S)  
Ross Martin 3rd  
Will Monday 3rd  
Dwayne Norman 3rd  
Lucas Patrick HM  
Matt Skura 1st

**Academic All-ACC**

Tinashe Bere  
Gabe Brandner  
Zavier Carmichael  
DeVon Edwards  
Ben Humphreys  
Ross Martin  
Max McCaffrey  
Will Monday  
Shaquille Powell  
Alonzo Saxton II  
Thomas Sirk  
Tanner Stone  
A.J. Wolf

**Duke Team Awards**

Breon Borders K.D. Kennedy Iron Devil Award  
Kelby Brown Ace Parker Award  
Zavier Carmichael Mike Suglia Award  
Jeremy Cash Carmen Falcone & Steve Brooks Captain Award  
Jamie Cockey Micah Harris Trinity Teammate Award  
DeVon Edwards Willis Aldridge Award  
Keyston Fuller Sonny Falcone Iron Duke Award  
Johnathan Lloyd Sonny Falcone Iron Duke Award  
Ross Martin Bill Keziah Award  
Max McCaffrey Clarkston Hines Award  
Will Monday Bill Keziah Award  
Dwayne Norman Vincent Rey Award  
Shaquille Powell Bob Pascal Award  
Cody Robinson Frances Cutcliffe  
Matt Skura Spirit of Perseverance Award  
Dan "Tiger" Hill Award & Steve Brooks Captain Award  
Tanner Stone Sonny Falcone Iron Duke Award  
A.J. Wolf Mike McGee Award



## 2015 RESULTS *(8-5 Overall; 4-4 ACC)*

### SEPTEMBER

3	at Tulane	New Orleans, La.	W	37-7
12	N.C. CENTRAL	DURHAM, N.C.	W	55-0
19	[22] NORTHWESTERN	DURHAM, N.C.	L	10-19
26	[20] GEORGIA TECH	DURHAM, N.C.	W	34-20

### OCTOBER

3	BOSTON COLLEGE	DURHAM, N.C.	W	9-7
10	at Army West Point	West Point, N.Y.	W	44-3
24	at Virginia Tech	Blacksburg, Va.	W	45-43 <sup>4OT</sup>
31	MIAMI	DURHAM, N.C.	L	27-30

### NOVEMBER

7	at North Carolina	Chapel Hill, N.C.	L	31-66
14	PITTSBURGH	DURHAM, N.C.	L	13-31
21	at Virginia	Charlottesville, Va.	L	34-42
29	at Wake Forest	Winston-Salem, N.C.	W	27-21

### DECEMBER

26	<sup>^</sup> Indiana	New York, N.Y.	W	44-41 <sup>OT</sup>
----	----------------------	----------------	---	---------------------

<sup>^</sup> New Era Pinstripe Bowl (Yankee Stadium)

## 2015 STATISTICAL LEADERS

### RUSHING YARDS

Thomas Sirk	803 yards
-------------	-----------

### PASSING YARDS

Thomas Sirk	2,625 yards
-------------	-------------

### RECEIVING YARDS

Max McCaffrey	643 yards
---------------	-----------

### PUNT RETURN YARDS

Ryan Smith	207 yards
------------	-----------

### KICKOFF RETURN YARDS

DeVon Edwards	700 yards
---------------	-----------

### SCORING

Ross Martin	120 points
-------------	------------

### TOTAL OFFENSE

Thomas Sirk	3,428 yards
-------------	-------------

### ALL PURPOSE YARDS

Thomas Sirk	803 yards
-------------	-----------

### TACKLES

Dwayne Norman	114 tackles
---------------	-------------

### TACKLES FOR LOSS

Jeremy Cash	18.0 tackles for loss
-------------	-----------------------

### SACKS

Jeremy Cash	2.5 sacks
-------------	-----------

### CAUSED FUMBLES

Jeremy Cash	3 caused fumbles
-------------	------------------

### INTERCEPTIONS

Breon Borders	3 interceptions
---------------	-----------------

## 2015 GAME SUMMARIES

### Game 1 • Duke 37, Tulane 7

September 3, 2015 • Yulman Stadium • New Orleans, La.

- Duke won its season opener for the fifth straight campaign, a first for the program since 1984-85
- The Blue Devils won a road season opener for the first time since a 31-21 win at Northwestern September 3, 1988
- Duke head coach David Cutcliffe has guided the Blue Devils to 10 straight regular season non-conference victories, the longest streak in Duke history
- Duke is 10-1 in its last 11 true road games, only falling 22-10 at Miami on September 27, 2014
- Redshirt junior quarterback Thomas Sirk made his first career start and became the seventh modern era Duke quarterback to complete 20 or more passes (27) in his first career start
- Sirk's 289 passing yards are tied for the fifth most by a Blue Devil quarterback in the modern era in his first start
- Junior wide receiver Johnell Barnes caught a career-high 11 passes for a personal-best 109 yards
- Freshman wide receiver T.J. Rahming made his first career start, becoming the first true freshman wide receiver to start since Brandon Braxton started five games as a true freshman in 2010
- Redshirt junior kickoff returner DeVon Edwards returned a kickoff 95 yards for a touchdown in the third quarter, the fourth of his career, which stands as a Duke record
- Senior kicker Ross Martin, the Duke career points record holder, made three field goals to give him 55 in his career, tied with Sims Lenhardt (1996-99) for the Duke record
- Sophomore cornerback Alonzo Saxton II made his first career start in place of injured junior Bryon Fields and booked three tackles

	1	2	3	4		Final
Duke	3	10	3	21	=	37
Tulane	0	0	0	7	=	7
Attendance: 25,470						

Team	Qtr	Time	Play	Drive
DUKE	1	5:41	Martin 32 FG	11:57; 4:40
DUKE	2	11:27	Powell 3 pass from Sirk (Martin kick)	9:39; 3:12
DUKE	2	0:00	Martin 25 FG	12:84; 3:31
DUKE	3	11:52	Martin 46 FG	8:47; 3:08
DUKE	4	12:49	Barnes 29 pass from Sirk (Martin kick)	1:19; 0:25
TULANE	4	10:44	Breaux 76 pass from Lee (DiRocco kick)	4:99; 2:04
DUKE	4	10:32	Edwards 95 return (Martin kick)	
DUKE	4	1:31	Boden 1 run (Martin kick)	11:75; 4:59

	Duke	Tulane
First Downs	29	14
Rush-Pass-Penalty	11-16-2	3-8-3
Rushing Attempts-Net Yards	49-206	23-25
Passing Comp.-Att.-Int	29-44-0	24-42-1
Passing Yards	324	246
Total Offensive Plays-Yards	93-530	65-271
Fumbles-Lost	2-2	0-0
Penalties-Yards	8-78	5-25
Punts-Yards-Average	4-167-41.8	10-366-36.6
Time of Possession	36:01	23:59
Sacks By	4-20	0-0
Third Down / Fourth Down Conversions	10-19 / 1-2	2-14 / 0-2
Red Zone	3-3	0-0

**RUSHING** — Duke: Wilson 15-77, Sirk 15-68, Powell 7-24, Boden 5-22, Boehme 4-10, Pierre 2-6;

Tulane: Badie 3-22, Hilliard 5-19, Thompson 6-12, Kelley 3-5, Lee 5-(-25).

**PASSING** — Duke: Sirk 27-40-0-289, Boehme 2-4-0-35;

Tulane: Lee 24-42-1-246.

**RECEIVING** — Duke: Barnes 11-109, Rahming 6-70, McCaffrey 4-61, Powell 3-20, Wilson 2-18, Taylor 1-27, Deaver 1-14, Schneider 1-5;

Tulane: Veal 5-49, Hilliard 5-37, Breaux 4-92, Encalade 4-43, Badie 3-10, Jones 2-11, Scott 1-4.

**TACKLES** — Duke: Borders 5-1=6, Cash 5-0=5, Bere 5-0=5, Norman 4-1=5, Carmichael 4-1=5;

Tulane: Marley 13-2=15, Allen 8-2=10, Franklin 8-2=10, Monroe 6-2=8, Thomas 7-0=7, Lewis 5-2=7.

## Game 2 • Duke 55, N.C. Central 0

September 12, 2015 • Brooks Field at Wallace Wade Stadium • Durham, N.C.

- With the win, Duke improved to 2-0 for the third consecutive season, a first for the program since 1949-55
- Duke has gone 15-1 in regular season nonconference games against non-Power 5 programs during the last four-plus seasons
- Duke is now 7-2 in home openers under head coach David Cutcliffe
- Cutcliffe has guided the Blue Devils to 12 straight regular season non-conference victories, the longest streak in Duke history
- Duke has gone 19-3 (.864) in its last 22 regular season games
- The Blue Devils have posted a 10-2 mark in their last 12 home games, their most successful stretch in Durham since going 10-2 from October 15, 1960 - November 10, 1962
- Duke's 655 total yards marked the fifth-highest output in program history and the most allowed by an N.C. Central team
- Duke has surrendered just seven punt return yards this season
- Redshirt junior quarterback Thomas Sirk carded the first 300+ passing yard game of his career after throwing for 289 in last week's season opener
- Sirk completed a career-long touchdown pass of 89 yards to sophomore Shaun Wilson
- Wilson registered a career-high 102 yards receiving on three receptions. His previous best sat at 74 yards
- Senior kicker Ross Martin, the Duke career points record holder, made two field goals to give him 57 in his career, breaking Sims Lenhardt's (1996-99) Duke career record
- Martin increased his career point total to 336, the seventh most in ACC history
- Redshirt sophomore quarterback Parker Boehme recorded the first rushing touchdown of his career, running the ball in from four yards out
- Redshirt senior safety Jeremy Cash tallied six tackles to bring his career total to 246. He is looking to become the 16th player in Duke history to reach the 300-tackle mark

	1	2	3	4		Final
NC Central	0	0	0	0	=	0
Duke	7	17	17	14	=	55

Attendance: 33,941

Team	Qtr	Time	Play	Drive
DUKE	1	2:49	Powell 24 pass from Sirk (Martin kick)	10-75; 4:03
DUKE	2	9:15	Sirk 6 run (Martin kick)	10-59; 3:47
DUKE	2	3:21	Martin 34 FG	10-72; 3:50
DUKE	2	0:55	Wilson 1 run (Martin kick)	5-63; 1:34
DUKE	3	11:28	McCaffrey 43 pass from Sirk (Martin kick)	9-78; 3:28
DUKE	3	5:48	Martin 38 FG	9-37; 3:41
DUKE	3	2:29	Wilson 89 pass from Sirk (Martin kick)	1-89; 0:14
DUKE	4	7:55	Boden 1 run (Martin kick)	7-61; 2:37
DUKE	4	2:33	Boehme 4 run (Martin kick)	10-61; 4:31

	NCCU	Duke
First Downs	9	29
Rush-Pass-Penalty	3-5-1	17-9-3
Rushing Attempts-Net Yards	27-54	59-288
Passing Comp.-Att.-Int	13-29-0	19-26-0
Passing Yards	132	367
Total Offensive Plays-Yards	56-186	85-655
Fumbles-Lost	0-0	0-0
Penalties-Yards	9-45	3-34
Punts-Yards-Average	12-453-37.8	3-126-42.0
Time of Possession	25:49	34:11
Sacks By	1-3	2-12
Third Down / Fourth Down Conversions	1-14 / 0-0	10-16 / 0-0
Red Zone	0-0	0-0

**RUSHING** — NCCU: McClain 9-37, Augustus 10-16, Bell 8-1;

Duke: Sirk 9-86, Powell 16-71, Wilson 17-57, Pierre 6-41, Boehme 6-26, Boden 4-12, TEAM 1-(-5).

**PASSING** — NCCU: Bell 12-24-0-127, Billerman 1-5-0-5;

Duke: Sirk 15-22-0-315, Boehme 4-4-0-52.

**RECEIVING** — NCCU: Stinson 4-54, Wilkes 4-27, Smith 2-22, Scruggs 1-17, Augustus 1-7, Lanier 1-5;

Duke: Wilson 3-102, Rahming 3-76, Powell 3-21, Barnes 2-56, McCaffrey 2-51, Smith 2-45, Reeves 1-10, Nash 1-9, Taylor 1-(-1), Pierre 1-(-2).

**TACKLES** — NCCU: Miles 2-12=14, Livingston 4-4=8, Brown 3-5=8, Hunter 1-7=8, McClellon 4-3=7, Mitchell 2-5=7, Moore 1-6=7;

Duke: Cash 5-1=6, Borders 3-2=5, Saxton 3-1=4, Carmichael 2-2=4, Brown 2-2=4, Edwards 1-3=4, Boyce 1-3=4, Bere 0-4=4.

## Game 3 • [23] Northwestern 19, Duke 10

September 19, 2015 • Brooks Field at Wallace Wade Stadium • Durham, N.C.

- Duke has scored 853 points in its last 23 home games, an average of 37.09 points per contest
- Duke has surrendered only 19 return yards this season after allowing just 33 punt return yards all of last season
- The Blue Devils did not surrender a sack on the day, keeping their total to 1.0 on the year
- The Wildcats were held to six-for-20 on third down, with Duke limiting teams to just nine-for-48 this season on third downs
- Redshirt junior quarterback Thomas Sirk rushed for a five-yard touchdown, lifting his career total to 10 ground scores, which gives him sole possession of sixth on the Blue Devils' all-time chart for rushing touchdowns by a quarterback
- Sirk completed 17 passes in the game before throwing the first interception of his career in the second quarter, ending his stretch of 93 pass attempts without an interception to begin his career
- Freshman wide receiver T.J. Rahming caught four passes to give him 13 this year. The total is just eight shy of entering the program's top-10 list for most receptions by a freshman in a season
- Redshirt senior safety Jeremy Cash tallied 11 tackles to bring his career total to 257
- Redshirt senior punter Will Monday punted 11 times and dropped three inside the opponent 20-yard line. This season, nine of Monday's 18 punts have been downed inside the 20-yard line
- Sophomore running back Shaun Wilson made his first career start

	1	2	3	4		Final
Northwestern	0	3	9	7	=	19
Duke	7	0	0	3	=	10

Attendance: 24,127

Team	Qtr	Time	Play	Drive
DUKE	1	9:17	Sirk 5 run (Martin kick)	5-26; 1:38
NU	2	1:23	Mitchell 37 FG	5-20; 1:40
NU	3	14:46	Vault 98 kickoff (Mitchell kick blocked)	
NU	3	9:46	Mitchell 44 FG	10-53; 4:17
DUKE	4	14:25	Martin 38 FG	5-38; 1:17
NU	4	12:31	Long 55 run (Mitchell kick)	5-75; 1:54

	Northwestern	Duke
First Downs	15	16
Rush-Pass-Penalty	11-4-0	9-6-1
Rushing Attempts-Net Yards	54-201	35-177
Passing Comp.-Att.-Int	9-23-2	24-39-1
Passing Yards	70	150
Total Offensive Plays-Yards	77-271	74-327
Fumbles-Lost	1-0	3-2
Penalties-Yards	2-10	4-39
Punts-Yards-Average	10-413-41.3	11-605-55.0
Time of Possession	32:10	27:50
Sacks By	0-0	1-13
Third Down / Fourth Down Conversions	6-20 / 1-1	3-17 / 1-2
Red Zone	2-3	2-3

**RUSHING** — Northwestern: Jackson 35-120, Long 2-59, Thorson 11-21, Vault 2-10, Roberts 1-(-2), TEAM 3-(-7);

Duke: Powell 9-71, Sirk 16-61, Wilson 10-45.

**PASSING** — Northwestern: Thorson 9-23-2-70;

Duke: Sirk 24-39-1-150.

**RECEIVING** — Northwestern: Vitale 2-26, Jackson 2-18, Jones 1-9, Shuler 1-6, McHugh 1-4, Roberts 1-4, Dickerson 1-3;

Duke: Powell 7-39, Wilson 6-39, Rahming 4-10, McCaffrey 3-34, Reeves 2-10, Barnes 1-15, Smith 1-3.

**TACKLES** — Northwestern: Walker 7-12=19, Smith 4-5=9 Igwebuike 4-4=8, Lowry 2-4=6, Henry 2-3=5;

Duke: Singleton 7-5=12, Norman 5-7=12, Cash 7-4=11, Edwards 3-8=11, Carmichael 3-4=7, Wray 1-4=5, Bere 1-3=4.

## Game 4 • Duke 34, [20] Georgia Tech 20

September 26, 2015 • Brooks Field at Wallace Wade Stadium • Durham, N.C.

- With the win, Duke improved to 3-1 in consecutive years for the first time since 1986-88. Duke has started 3-1 or better in consecutive years just five times in program history
- With the win against No. 20 Georgia Tech, Duke has recorded at least one victory against a ranked opponent for three consecutive years, a first for the program since 1955-60
- Duke has wins in consecutive years against Georgia Tech for the first time since 1987-88
- Duke's defense limited Georgia Tech to just 5-of-19 on third down conversions (26.3 percent) and 1-of-5 on fourth down
- Duke's defense has allowed just two passing touchdowns this season and surrendered just one through the first three contests
- Freshman wide receiver T.J. Rahming recorded his first career touchdown catch, hauling in an 11-yard pass from redshirt junior Thomas Sirk in the first quarter
- Rahming's 167 yards receiving this year are only 72 shy of entering the program's top-10 list for yards by a rookie
- Redshirt senior safety Jeremy Cash tallied a team-high 12 tackles to bring his career total to 269 and finished the game with 3.0 tackles for loss, 1.0 sack, two forced fumbles and four quarterback hurries
- Junior wide receiver Ryan Smith returned a Georgia Tech punt 69 yards to the one-yard line, setting up senior Shaquille Powell's second rushing score of the day. The return set a career long, besting Smith's previous career mark of 45 yards set in 2014 against Kansas
- Redshirt junior DeVon Edwards returned a third-quarter kickoff 100 yards for the score against the Yellow Jackets, the second of the season and the fifth of his career
- Redshirt senior punter Will Monday punted seven times and dropped three inside the opponent 20-yard line. This season, 12 of Monday's 25 punts have been downed inside the 20-yard line
- Redshirt sophomore Joseph Ajeigbe and redshirt senior Jela Duncan both returned from injuries and played for the first time during the 2015 campaign

	1	2	3	4		Final
Georgia Tech	3	7	3	7	=	20
Duke	19	0	7	8	=	34

Attendance: 20,101

Team	Qtr	Time	Play	Drive
GT	1	10:49	Butker 52 FG	6-16; 2:45
DUKE	1	6:14	Powell 4 run (Martin kick)	12-75; 4:35
DUKE	1	2:20	Rahming 11 pass from Sirk (Monday rush failed)	4-48; 1:51
DUKE	1	0:00	Powell 1 run (Monday rush failed)	1-1; 0:01
GT	2	0:30	Jeune 10 pass from Thomas (Butker kick)	12-74; 4:02
GT	3	7:07	Butker 48 FG	4-2; 1:24
DUKE	3	6:54	Edwards 100 kickoff return (Martin kick)	
GT	4	8:02	Thomas 12 run (Butker kick)	11-88; 4:45
DUKE	4	1:49	Powell 30 run (McCaffrey pass from Sirk)	4-39; 0:23

	Georgia Tech	Duke
First Downs	16	11
Rush-Pass-Penalty	11-5-0	5-6-0
Rushing Attempts-Net Yards	60-173	36-165
Passing Comp.-Att.-Int	6-22-1	17-25-2
Passing Yards	143	114
Total Offensive Plays-Yards	82-316	61-279
Fumbles-Lost	4-1	1-1
Penalties-Yards	1-5	4-35
Punts-Yards-Average	5-206-41.2	7-317-45.3
Time of Possession	35:35	24:25
Sacks By	1-3	2-18
Third Down / Fourth Down Conversions	5-19 / 1-5	6-16 / 1-1
Red Zone	2-2	3-3

**RUSHING** — Georgia Tech: Skov 19-75, Thomas 24-58, Allen 2-15, Marshall 5-14, Snoddy 2-12, Marshall 1-11, Willis 2-7, TEAM 1-(-1), Lynch 3-(-8), Stewart 1-(-10);

Duke: Powell 14-88, Sirk 13-52, Duncan 4-23, Wilson 3-5, TEAM 2-(-3).

**PASSING** — Georgia Tech: Thomas 6-21-1-143, Rodwell 0-1-0-0;

Duke: Sirk 17-25-2-114.

**RECEIVING** — Georgia Tech: Jeune 4-91, Lynch 1-35, Marshall 1-17;

Duke: McCaffrey 4-48, Barnes 3-20, Taylor 3-10, Powell 2-6, Rahming 1-11, Wilson 1-6, Reeves 1-5, Duncan 1-5, Deaver 1-3.

**TACKLES** — Georgia Tech: Davis 9-4=13, Gotsis 4-2=6, Smith 3-3=6, Freeman 5-0=5, Marcordes 3-2=5, Austin 2-2=4, Golden 1-3=4;

Duke: Cash 5-7=12, Bere 6-4=10, Norman 3-6=9, Brown 3-6=9, Singleton 5-3=8, Wolf 3-5=8, Edwards 3-5=8.

## Game 5 • Duke 9, Boston College 7

October 3, 2015 • Brooks Field at Wallace Wade Stadium • Durham, N.C.

- With the win, Duke improved to 4-1 in consecutive years for the first time since 1962-65. Since 1966, the Blue Devils have started 4-1 or better only six other times
- Duke has won four or more games for four straight years, the program's longest streak of consecutive four or more win campaigns since a seven-year stretch from 1985 to 1991
- The Blue Devils are 2-0 in the ACC for the second time under head coach David Cutcliffe and just the sixth time since 1970
- The Blue Devils have won 13 ACC games in the last two-plus seasons. The program's winningest three-year ACC stretch since 1965 was 14 league victories from 2012-14
- In Duke's five games this season, opponents have reached the red zone just five times
- The Blue Devils have 13 ACC wins in their last 16 ACC games, the second most in the league, trailing only Florida State
- The Blue Devils limited Boston College to seven points and entered the game yielding 11.50 points per game, the seventh best mark in the country
- Redshirt junior quarterback Thomas Sirk finished the game with just five rushing yards, the first time this season he did not rush for more than 50 yards
- Freshman wide receiver T.J. Rahming, caught five passes to increase his season total to 19, just two shy of entering the program's top-10 list for most receptions by a Duke freshman in a season
- Redshirt senior safety Jeremy Cash tallied eight tackles to bring his career total to 274
- Redshirt senior Will Monday punted eight times, with two traveling 50 or more yards. Thirteen of Monday's 20 punts in the last three games have traveled 50 or more yards
- Monday dropped three punts inside the opponent 20-yard line. This season, 15 of Monday's 33 punts (45.5 percent) have been downed inside the 20-yard line
- Senior kicker Ross Martin, the Duke career points and field goal record holder, made three field goals in three attempts, improving to nine-for-nine on the season
- Martin connected on a 53-yard field goal in the second quarter, which tied his career long. He last hit a 53-yard field goal against Virginia Tech in 2013
- Martin's 53-yard field goal is tied for the fifth longest in the country this year
- Martin moved into sole possession of second in Duke history in field goals of 50+ yards with five, one behind Sims Lenhardt (1996-99)

	1	2	3	4		Final
Boston College	0	0	7	0	=	7
Duke	3	6	0	0	=	9

Attendance: 20,009

Team	Qtr	Time	Play	Drive
DUKE	1	3:12	Martin 36 FG	8-47; 3:30
DUKE	2	10:18	Martin 38 FG	14-65; 4:42
DUKE	2	3:40	Martin 53 FG	6-34; 1:59
BC	3	0:28	Smith 66 pass from Flutie (Lichtenberg kick)	3-80; 1:24

	Boston College	Duke
First Downs	13	16
Rush-Pass-Penalty	8-5-0	4-9-3
Rushing Attempts-Net Yards	41-164	35-33
Passing Comp.-Att.-Int	8-21-0	18-36-0
Passing Yards	141	195
Total Offensive Plays-Yards	62-305	71-228
Fumbles-Lost	1-1	0-0
Penalties-Yards	6-60	5-31
Punts-Yards-Average	8-341-42.6	8-312-39.0
Time of Possession	31:50	28:10
Sacks By	2-12	0-0
Third Down / Fourth Down Conversions	5-16 / 0-2	4-17 / 0-1
Red Zone	0-0	2-3

**RUSHING** — Boston College: Smith 11-60, Rouse 13-45, Outlow 11-38, Alston 2-17, Flutie 3-10, TEAM 1-(-6);

Duke: Powell 14-18, Duncan 4-13, Wilson 4-8, Sirk 9-5, TEAM 4-(-11).

**PASSING** — Boston College: Smith 3-13-0-12, Flutie 5-8-0-129;

Duke: Sirk 18-36-0-195.

**RECEIVING** — Boston College: Smith 2-99, Callinan 2-21, Wolford 2-14, Robinson 1-8, Dudeck 1-(-1);

Duke: Rahming 5-75, McCaffrey 4-35, Deaver 2-20, Nash 2-15, Duncan 1-18, Reeves 1-11, Smith 1-11, Barnes 1-8, Wilson 1-2.

**TACKLES** — Boston College: Daniels 7-5=12, Milano 8-1=9, Simmons 4-2=6, Landry 2-4=6, Abdesmad 2-3=5, Kavalec 2-3=5;

Duke: Norman 8-3=11, Edwards 4-5=9, Cash 2-6=8, Singleton 4-2=6, Brown 2-4=6, Wray 1-5=6, Bere 1-5=6.



## Game 6 • Duke 44, Army West Point 3

October 10, 2015 • Michie Stadium • West Point, N.Y.

- With the win, Duke improved to 5-1 in consecutive years for the first time since 1952-53. Since 1966, the Blue Devils have started 5-1 or better only five other times
- Duke has won five or more games for the fourth time in eight campaigns, under head coach David Cutcliffe
- Duke has gone 7-0 in October in the last two-plus seasons, posting a 3-0 mark in 2013 and 2-0 records in 2014 and 2015
- The Blue Devils improved to 11-1 in their last 12 true road games. Duke's 11 true road wins since the start of the 2013 campaign are tied with Florida State for the most in the ACC
- Duke is 12-1 in its last 13 regular season non-conference contests
- Duke has tallied 24 wins since the start of the 2013 season, tied for the third most in a three-year stretch in program history
- Redshirt sophomore quarterback Parker Boehme scored his second career touchdown, and his first since the NC Central contest, with a three-yard rush in the second quarter
- Redshirt junior running back Jela Duncan rushed for a 43-yard score in the second quarter, his first since October 12, 2013, against Navy. Duncan's 43-yard rush is the longest of the year for the Blue Devils, and the second longest in Duncan's career
- Redshirt junior safety Corbin McCarthy recorded his first career interception in the fourth quarter
- Senior kicker Ross Martin, made three field goals in three attempts, improving to 12-for-12 on the season
- Martin converted five PATs and has made 129 consecutive, extending his school record
- Martin also increased his career point total to 356, the fifth most in ACC history

	1	2	3	4		Final
Duke	10	17	3	14	=	44
Army West Point	0	0	3	0	=	3
Attendance: 39,712						

Team	Qtr	Time	Play	Drive
DUKE	1	11:07	Martin 40 FG	11-53; 3:53
DUKE	1	1:11	Schneider 9 pass from Sirk (Martin kick)	4-17; 1:12
DUKE	2	11:01	Boehme 3 run (Martin kick)	8-32; 2:32
DUKE	2	6:18	Duncan 43 run (Martin kick)	7-72; 2:44
DUKE	2	0:06	Martin 25 FG	15-58; 4:02
ARMY	3	9:00	Grochowski 22 FG	13-70; 5:52
DUKE	3	4:30	Martin 25 FG	11-56; 4:23
DUKE	4	12:42	Duncan 1 run (Martin kick)	10-83; 3:22
DUKE	4	10:18	Boehme 5 run (Martin kick)	3-30; 0:52

	Duke	Army West Point
First Downs	25	12
Rush-Pass-Penalty	8-14-3	9-2-1
Rushing Attempts-Net Yards	48-215	49-113
Passing Comp.-Att.-Int	20-30-0	2-6-1
Passing Yards	243	55
Total Offensive Plays-Yards	78-458	55-168
Fumbles-Lost	0-0	7-2
Penalties-Yards	5-50	5-32
Punts-Yards-Average	1-40-40.0	4-151-37.8
Time of Possession	30:30	29:30
Sacks By	2-10	0-0
Third Down / Fourth Down Conversions	11-16 / 0-0	3-14 / 2-3
Red Zone	6-6	1-2

**RUSHING** — Duke: Duncan 8-78, Sirk 12-49, Powell 8-30, Boehme 7-27, Wilson 8-18, Ajeigbe 2-7, Pierre 3-6;

Army West Point: Harris 4-29, Schurr 10-27, Walker 4-20, Campbell 3-19, Trainor 2-15, Kempfer 5-14, Giachinta 5-11, TEAM 1-(-7), Bradshaw 15-(-15).

**PASSING** — Duke: Sirk 17-27-0-197, Boehme 3-3-0-46;

Army West Point: Bradshaw 2-6-1-55.

**RECEIVING** — Duke: Nash 5-57, Powell 4-22, Reeves 3-32, Barnes 2-58, McCaffrey 2-37, Smith 2-26, Schneider 1-9, Duncan 1-2;

Army West Point: White 1-37, Woolfolk 1-18.

**TACKLES** — Duke: Norman 10-1=11, Bere 2-4=6, Edwards 5-0=5, Cash 3-2=5, Williams 2-2=4, Brown 1-3=4;

Army West Point: King 9-2=11, Moss 5-6=11, Wolf 5-5=10, Voit 5-2=7, Jackson 6-0=6, Long 5-1=6, Atimalala 3-1=4, Timpf 1-3=4.

## Game 7 • [23] Duke 45, Virginia Tech 43 (4 OT)

October 24, 2015 • Lane Stadium/Worsham Field • Blacksburg, Va.

- With the win, Duke improved to 6-1 in consecutive years for the first time since 1952-53. Since 1940, the Blue Devils have started 6-1 or better only seven other times
- With six wins, Duke became bowl eligible for the fourth straight year. The Blue Devils had never been to consecutive bowls until accomplishing the feat the last three seasons
- Duke has gone 9-4 in ACC road games since the beginning of the 2012 campaign. The .692 winning percentage in road league games during the span is the third best in the ACC, trailing only Florida State and Clemson
- Redshirt junior quarterback Thomas Sirk rushed for a career-best 109 yards on 18 carries while throwing for 270 yards
- Senior wide receiver Max McCaffrey caught six passes for a career-best 94 yards and two touchdowns. McCaffrey's two-touchdown performance matches his career high, which came against Kansas in 2014
- Midseason All-America redshirt senior safety Jeremy Cash tallied 11 tackles to bring his Duke career total to 290. Cash is looking to become the 16th player in Duke history to reach the 300-tackle mark
- Midseason All-America senior kicker Ross Martin made three field goals in five attempts, moving to 15-of-17 for the season. Martin increased his career point total to 378, the fourth most in ACC history
- Redshirt senior punter Will Monday recorded 211 punting yards, increasing his career total to 10,251, the 10th most in ACC history

	1	2	3	4	OT	O1	O2	O3	O4		Final
Duke	14	0	7	3	21	3	7	3	8	=	45
Virginia Tech	7	3	6	8	19	3	7	3	6	=	43
Attendance: 63,257											

Team	Qtr	Time	Play	Drive
DUKE	1	9:49	McCaffrey 1 pass from Sirk (Martin kick)	14-75; 5:11
VT	1	7:21	Hodges 16 pass from Brewer (Martin kick)	6-78; 2:27
DUKE	1	4:51	McCaffrey 16 pass from Sirk (Martin kick)	6-75; 2:30
VT	2	13:07	Slye 44 FG	10-30; 4:15
DUKE	3	10:17	Wilson 58 run (Martin kick)	4-80; 1:13
VT	3	0:27	McMillian 2 run (Motley pass failed)	20-95; 9:46
DUKE	4	11:48	Martin 41 FG	5-15; 1:22
VT	4	2:07	Hodges 23 pass from Brewer (McMillian rush)	12-83; 5:50
DUKE	OT		Martin 38 FG	4-5; 0:00
VT	OT		Slye 37 FG	4-5; 0:00
VT	OT		Hodges 11 pass from Brewer (Slye kick)	5-25; 0:00
DUKE	OT		Nash 4 pass from Sirk (Martin kick)	2-25; 0:00
DUKE	OT		Martin 20 FG	5-22; 0:00
VT	OT		Slye 40 FG	4-2; 0:00
VT	OT		McMillian 1 run (Brewer pass failed)	6-25; 0:00
DUKE	OT		Schneider 25 pass from Sirk (Sirk rush)	1-25; 0:00

	Duke	Virginia Tech
First Downs	20	28
Rush-Pass-Penalty	7-12-1	13-15-0
Rushing Attempts-Net Yards	32-179	53-182
Passing Comp.-Att.-Int	19-40-0	24-47-0
Passing Yards	270	270
Total Offensive Plays-Yards	72-449	100-452
Fumbles-Lost	0-0	0-0
Penalties-Yards	7-22	5-32
Punts-Yards-Average	5-211-42.2	7-318-45.4
Time of Possession	23:09	36:51
Sacks By	3-40	0-0
Third Down / Fourth Down Conversions	8-18 / 0-0	11-21 / 1-1
Red Zone	5-6	6-6

**RUSHING** — Duke: Sirk 18-109, Wilson 4-60, Powell 4-15, Boehme 2-2, Duncan 1-(-7); Virginia Tech: McMillian 29-142, Rogers 8-28, Edmunds 5-12, Motley 2-8, Stroman 1-4, Brewer 8-(-12).

**PASSING** — Duke: Sirk 19-39-0-270, Boehme 0-1-0-0;

Virginia Tech: Brewer 24-45-0-270, Ford 0-1-0-0, Motley 0-1-0-0.

**RECEIVING** — Duke: McCaffrey 6-94, Barnes 5-47, Nash 3-72, Schneider 3-40, Reeves 2-17; Virginia Tech: Ford 9-67, Hodges 5-101, Malleck 4-43, Phillips 3-23, Rogers 2-34, McMillian 1-2.

**TACKLES** — Duke: Edwards 4-11=15, Singleton 5-7=12, Cash 5-6=11, Wolf 3-6=9, Norman 2-7=9, Ramsay 2-5=7, Borders 6-0=6, Saxton 2-4=6, Bere 2-4=6;

Virginia Tech: Alexander 4-5=9, Reynolds 5-3=8, Clarkes 3-5=8, 2-5=7, Maddy 1-5=6.

## Game 8 • Miami 30, [22] Duke 27

October 31, 2015 • Brooks Field at Wallace Wade Stadium • Durham, N.C.

- Duke registered a safety in the third quarter of the contest, marking the team's first safety since Sept. 20, 2014, against Tulane
- Redshirt junior quarterback Thomas Sirk rushed for a go-ahead one-yard touchdown in the fourth quarter, his 11th career rushing touchdown, which ranks sixth among Duke quarterbacks in program history
- Sirk has thrown 134 pickless passes, which is the fifth longest streak in program history
- Senior wide receiver Max McCaffrey caught nine passes for 90 yards and has tallied at least 30 yards and two receptions in each contest this year
- McCaffrey has at least 90 receiving yards in each of the last two games
- Redshirt junior tight end Erich Schneider hauled in three passes for eight yards to lift his total in the last three games to seven catches, 57 yards and two touchdowns
- Midseason All-America redshirt senior safety Jeremy Cash tallied 12 tackles to bring his Duke career total to 302. Cash became the 16th player in Duke history to reach the 300-tackle mark
- Freshman corner **Jeremy McDuffie** recorded his first career interception
- Midseason All-America senior kicker Ross Martin made one field goal in two attempts, moving to 16-of-19 for the season. Martin increased his career point total to 383, the fourth most in ACC history
- On November 1, the ACC suspended the on-field officiating crew as well as the replay official and communicator from this contest. The announcement followed the league's weekly review of game footage, as well as reports and interviews with officials and administrators. A series of four errors during the final play of the game, Corn Elder's 91-yard kickoff return, resulted in the suspension of the entire crew for two ACC games

	1	2	3	4		Final
Miami	0	14	0	16	=	30
Duke	0	3	9	15	=	27

Attendance: 30,143

Team	Qtr	Time	Play	Drive
UM	2	11:54	Waters 33 pass from Rosier (Badgley kick)	5-87; 2:10
UM	2	8:18	Odogwu 0 fumble recovery (Badgley kick)	6-35; 2:43
DUKE	2	3:22	Martin 27 FG	15-69; 4:50
DUKE	3	12:51	Duncan 24 run (Martin kick)	7-75; 2:09
DUKE	3	2:12	TEAM safety	
UM	4	11:02	Coley 19 pass from Rosier (Badgley kick)	8-88; 3:51
UM	4	5:54	Badgley 37 FG	7-31; 3:30
DUKE	4	2:40	Barnes 13 pass from Sirk (Martin kick)	14-75; 3:09
DUKE	4	0:06	Sirk 1 run (Sirk rush)	10-80; 1:44
UM	4	0:00	Elder 91 kickoff return	

	Miami	Duke
First Downs	21	34
Rush-Pass-Penalty	7-12-2	11-15-8
Rushing Attempts-Net Yards	39-119	39-182
Passing Comp.-Att.-Int	20-29-1	31-52-0
Passing Yards	272	258
Total Offensive Plays-Yards	68-391	91-440
Fumbles-Lost	2-1	2-1
Penalties-Yards	23-194	5-41
Punts-Yards-Average	5-217-43.4	4-130-32.5
Time of Possession	33:10	26:50
Sacks By	1-6	1-13
Third Down / Fourth Down Conversions	8-14 / 0-0	6-15 / 1-4
Red Zone	3-3	3-5

**RUSHING** — Miami: Yearby 21-82, Walton 11-49, Tucker 1-1, TEAM 1-(-1), Rosier 5-(-12), Odogwu 0-0;

Duke: Duncan 7-51, Sirk 13-51, Wilson 7-43, Powell 10-34, Monday 1-3, Boehme 1-0.

**PASSING** — Miami: Rosier 20-29-1-272;

Duke: Sirk 31-52-0-258.

**RECEIVING** — Miami: Coley 5-87, Waters 4-77, Berrios 3-18, Scott 2-35, Njoku 2-29, Yearby 2-13, Herndon 1-20, Walton 1-(-7);

Duke: McCaffrey 9-90, Alls 5-45, Deaver 4-46, Powell 4-21, Barnes 3-23, Schneider 3-8, Nash 1-14, Wilson 1-7, Reeves 1-4.

**TACKLES** — Miami: Grace 9-8=17, Kamalu 5-2=7, Harris 3-4=7, Elder 5-1=6, Jenkins 4-2=6, Young 4-2=6 Muhammad 4-1=5, Bush 4-1=5, Carter 2-3=5;

Duke: Cash 7-5=12, Norman 5-7=12, Edwards 2-7=9, Borders 2-3=5, Ramsay 2-3=5, Williams 3-1=4, Wray 3-1=4, Singleton 1-3=4.

## Game 9 • North Carolina 66, Duke 31

November 7, 2015 • Kenan Memorial Stadium • Chapel Hill, N.C.

- Duke rushed for 327 yards, its most since 331 versus Kansas on September 13, 2014
- Redshirt junior quarterback Thomas Sirk rushed for 53-yard and four-yard touchdowns in the third quarter, bringing his career rushing touchdown total to 13, tied for the fifth most by a quarterback in program history
- Freshman wide receiver T.J. Rahming caught one pass to increase his season total to 20, just one shy of entering the program's top 10 list for most receptions by a Duke freshman in a season
- Redshirt junior running back Jela Duncan recorded his first career 100-yard rushing game with 115 yards, besting his previous high of 98, which came against Miami in 2013
- Duncan rushed for his third touchdown of 20 or more yards this season with a 52-yard burst in the second quarter
- Redshirt senior safety Jeremy Cash tallied 10 tackles to bring his Duke career total to 312. Cash became the 16th player in Duke history to reach the 300-tackle mark, and currently sits 15th on Duke's all-time tackles list
- Redshirt junior tackle A.J. Wolf tallied 2.0 tackles for loss, equaling his season total
- Senior kicker Ross Martin made one field goal in one attempt, moving to 17-of-20 for the season. Martin increased his career point total to 390, the fourth most in ACC history

	1	2	3	4		Final
Duke	3	7	14	7	=	31
North Carolina	21	17	21	7	=	66

Attendance: 60,000

Team	Qtr	Time	Play	Drive
NC	1	12:42	Switzer 89 pass from Williams (Weiler kick)	1-89; 0:12
DUKE	1	9:05	Martin 22 FG	11-71; 3:37
NC	1	7:14	Williams 4 run (Weiler kick)	6-75; 1:51
NC	1	1:27	Hood 4 run (Weiler kick)	11-70; 2:56
DUKE	2	12:04	Duncan 52 run (Martin kick)	2-66; 0:30
NC	2	4:26	Weiler 35 FG	5-21; 1:36
NC	2	1:30	Hollins 74 pass from Williams (Weiler kick)	2-92; 0:41
NC	2	0:01	Howard 49 pass from Williams (Weiler kick)	3-65; 0:18
NC	3	12:19	Hood 16 run (Weiler kick)	7-75; 2:41
DUKE	3	10:38	Sirk 53 run (Martin kick)	5-65; 1:41
NC	3	7:37	Davis 12 pass from Williams (Weiler kick)	7-62; 2:59
NC	3	4:47	Hood 5 run (Weiler kick)	4-20; 1:47
DUKE	3	1:41	Sirk 4 run (Weiler kick)	12-75; 3:06
NC	4	10:50	Trubisky 2 run (Weiler kick)	13-75; 5:51
DUKE	4	3:56	Schneider 4 pass from Boehme (Martin kick)	12-75; 6:54

	Duke	North Carolina
First Downs	30	29
Rush-Pass-Penalty	15-13-2	9-17-3
Rushing Attempts-Net Yards	44-327	40-167
Passing Comp.-Att.-Int	20-40-2	28-40-0
Passing Yards	206	537
Total Offensive Plays-Yards	84-533	80-704
Fumbles-Lost	1-1	0-0
Penalties-Yards	8-72	5-39
Punts-Yards-Average	4-177-44.2	2-91-45.5
Time of Possession	29:37	30:23
Sacks By	0-0	1-5
Third Down / Fourth Down Conversions	6-13 / 2-2	7-13 / 2-3
Red Zone	3-3	7-8

**RUSHING** — Duke: Duncan 13-115, Powell 13-98, Sirk 8-74, Pierre 4-23, Boehme 4-16, Ajeigbe 2-1;

North Carolina: Hood 17-69, T. Williams 10-31, M. Williams 7-30, Logan 3-20, Switzer 1-13, Morris 1-2, Trubisky 1-2.

**PASSING** — Duke: Sirk 18-37-2-191, Boehme 2-3-0-15;

North Carolina: M. Williams 23-35-0-494, Trubisky 5-5-0-43.

**RECEIVING** — Duke: Barnes 5-51, McCaffrey 4-25, Powell 3-31, Deaver 3-17, Nash 2-41, Rahming 1-26, Alls 1-11, Schneider 1-4;

North Carolina: Hollins 5-165, Switzer 5-107, Howard 3-83, Davis 3-45, Logan 2-43, Fritts 2-37, Proehl 2-14, Stogner 2-9, Fieulleateau 1-20, Morris 1-6, Singleton 1-4, Hood 1-4.

**TACKLES** — Duke: Edwards 7-5=12, Cash 6-4=10, Norman 3-4=7, Borders 3-3=6, Carter 3-1=4;

North Carolina: Rashad 7-1=8, Lawrence 6-2=8, Miles 5-2=7, Collins 2-4=6, Thomason 2-3=5, Stewart 3-1=4, Schoettmer 2-2=4.

## Game 10 • Pittsburgh 31, Duke 13

November 14, 2015 • Brooks Field at Wallace Wade Stadium • Durham, N.C.

- Duke tallied 4.0 tackles for lost yardage, bringing its season total to 70, nine more than the team had in the entire 2014 campaign
- Redshirt sophomore quarterback Parker Boehme made his first career start and became the eighth modern-era Duke quarterback to complete 20 or more passes (23) in his first career start
- Boehme scampered for 77 yards in the first quarter, a career long and the longest run by a Blue Devil this season
- Duke has four rushes of 50 or more yards this season, the most in the David Cutcliffe era
- Redshirt junior wide receiver Anthony Nash caught a career-long 52-yard pass in the first quarter of the game
- Nash tied a career high with five receptions and eclipsed the 100-yard mark for receiving yards for the first time in his career with 101
- Nash became the third Blue Devil with a 100-yard receiving game this year, joining junior wide receiver Johnell Barnes (109/Sept. 3) and sophomore running back Shaun Wilson (102/Sept. 12)
- Redshirt senior safety Jeremy Cash tallied eight tackles to bring his Duke career total to 320. Cash became the 16th player in Duke history to reach the 300-tackle mark, and currently sits 15th on Duke's all-time tackles list
- Senior kicker Ross Martin made both of his field goal attempts, moving to 19-of-22 on the season. Martin increased his career point total to 397, passing Nick Novack of Maryland for third most in ACC history

	1	2	3	4		Final
Pittsburgh	7	3	14	7	=	31
Duke	7	3	3	0	=	13

Attendance: 30,241

Team	Qtr	Time	Play	Drive
UP	1	6:02	Challingsworth 13 pass from Peterman (Blewitt kick)	13-92; 6:14
DUKE	1	2:28	Boehme 1 run (Martin kick)	9-79; 3:28
DUKE	2	3:52	Martin 27 FG	11-76; 2:46
UP	2	0:43	Blewitt 51 FG	9-36; 3:02
UP	3	9:37	Holtz 3 pass from Peterman (Blewitt kick)	10-81; 5:16
UP	3	3:34	Ford 5 pass from Peterman (Blewitt kick)	9-74; 4:53
DUKE	3	0:24	Martin 51 FG	12-41; 3:04
UP	4	11:25	Ollison 1 run (Blewitt kick)	8-75; 3:59

	Pittsburgh	Duke
First Downs	26	18
Rush-Pass-Penalty	15-9-2	5-11-2
Rushing Attempts-Net Yards	58-268	22-113
Passing Comp.-Att.-Int	13-23-0	23-43-1
Passing Yards	180	248
Total Offensive Plays-Yards	81-448	65-361
Fumbles-Lost	0-0	0-0
Penalties-Yards	5-40	4-44
Punts-Yards-Average	5-219-43.8	4-175-43.8
Time of Possession	39:45	20:15
Sacks By	3-14	0-0
Third Down / Fourth Down Conversions	8-15 / 0-0	8-15 / 0-1
Red Zone	4-4	2-3

**RUSHING** — Pittsburgh: Ollison 26-111, Boyd 8-79, Whitehead 4-38, Peterman 4-23, Hall 5-14, James 6-10, Henderson 1-2, TEAM 4-(-9);

Duke: Boehme 11-80, Powell 6-25, Duncan 4-10, TEAM 1-(-2).

**PASSING** — Pittsburgh: Peterman 13-23-0-180;

Duke: Boehme 23-42-1-248, Pierre 0-1-0-0.

**RECEIVING** — Pittsburgh: Challingsworth 3-57, Boyd 3-38, Ford 3-35, Holtz 2-31, Ollison 2-19;

Duke: Nash 5-101, Powell 5-34, Deaver 4-36, McCaffrey 4-28, Barnes 1-24, Ajeigbe 1-11, Duncan 1-8, Schneider 1-5, Rahming 1-1.

**TACKLES** — Pittsburgh: Whitehead 4-5=9, Caprara 5-3=8, Grigsby 3-2=5, Galambos 1-4=5, Maddox 2-2=4;

Duke: Wolf 7-3=10, Singleton 5-5=10, Norman 7-2=9, Edwards 5-4=9, Cash 3-5=8, Borders 4-1=5, Bere 3-2=5, Williams 1-4=5.

## Game 11 • Virginia 42, Duke 34

November 21, 2015 • Smith/Harrison/Scott • Charlottesville, Va.

- Redshirt junior quarterback Thomas Sirk rushed for 36 yards, lifting his season total to 593, the second most by a Duke quarterback in a year in program history
- Freshman wide receiver T.J. Rahming caught 12 passes for 190 yards, increasing his season reception total to 33, the fourth most by a freshman in program history. His 459 yards receiving this year are also the fourth most by a Duke rookie
- Rahming's 12 catches are tied for the 10th most in a game by a Duke player and the 190 yards are the ninth most in a game by a Blue Devil
- Rahming's totals also marked the most catches and receiving yards by a Duke freshman in a game in program history
- Redshirt junior wide receiver Anthony Nash logged his second consecutive 100-yard game, hauling in five passes for 104 yards. He upped his two-game total to 10 receptions and 205 yards after totaling 14 catches and 208 yards during the first nine contests
- Redshirt senior safety Jeremy Cash tallied six tackles to bring his Duke career total to 326. Cash became the 16th player in Duke history to reach the 300-tackle mark, and currently sits 14th on Duke's all-time tackles list
- Redshirt freshman linebacker Tinashe Bere totaled seven tackles, forced one fumble and logged a career-best 3.0 tackles for loss against the Cavaliers. The TFL total is tied for second most on the Duke single-game freshman record chart
- Senior kicker Ross Martin made both of his field goal attempts, moving to 21-of-24 on the season. Martin's 21 made field goals are tied with Will Snyderwine (2010) for the most in a single season by a Blue Devil

	1	2	3	4		Final
Duke	7	6	7	14	=	34
Virginia	21	7	14	0	=	42

Attendance: 35,178

Team	Qtr	Time	Play	Drive
VA	1	7:56	Butts 15 pass from Zaccheaus (Frye kick)	6-80; 2:47
VA	1	1:52	Thorpe 26 run (Frye kick)	4-80; 1:52
VA	1	0:27	Mizzell 3 run (Frye kick)	4-23; 1:15
DUKE	1	0:15	Edwards 94 kickoff return (Martin kick)	
DUKE	2	3:36	Martin 36 FG	11-69; 3:54
VA	2	1:08	Mizzell 36 pass from Johns (Frye kick)	4-79; 0:28
DUKE	2	0:04	Martin 42 FG	8-51; 1:04
VA	3	10:30	Mizzell 10 run (Frye kick)	7-38; 2:54
DUKE	3	5:56	Deaver 7 pass from Sirk (Martin kick)	14-67; 4:34
VA	3	2:03	Zaccheaus 50 pass from Johns (Frye kick)	7-88; 3:53
DUKE	4	9:20	Rahming 12 pass from Boehme (Martin kick)	7-69; 2:07
DUKE	4	7:24	Boehme 1 run (Martin kick)	4-689; 0:53

	Duke	Virginia
First Downs	29	25
Rush-Pass-Penalty	6-19-4	8-15-2
Rushing Attempts-Net Yards	31-99	39-143
Passing Comp.-Att.-Int	30-53-1	25-34-1
Passing Yards	386	359
Total Offensive Plays-Yards	84-485	73-502
Fumbles-Lost	2-2	2-1
Penalties-Yards	9-80	8-105
Punts-Yards-Average	5-174-34.8	5-55-11.0
Time of Possession	26:04	33:56
Sacks By	1-11	5-24
Third Down / Fourth Down Conversions	7-17 / 3-5	6-12 / 1-2
Red Zone	4-5	3-4

**RUSHING** — Duke: Sirk 14-36, Duncan 4-28, Boehme 8-16, Powell 3-14, Wilson 2-5; Virginia: Mizzell 17-61, Thorpe 2-25, Hamm 6-22, Zaccheaus 2-30, Reid 7-18, TEAM 1-(-1), Johns 3-(-2).

**PASSING** — Duke: Sirk 22-34-1-208, Boehme 8-19-0-178;

Virginia: Johns 24-33-1-344, Zaccheaus 1-1-0-15.

**RECEIVING** — Duke: Rahming 12-190, Nash 5-104, Duncan 4-35, Schneider 3-25, Deaver 3-19, Reeves 1-5, McCaffrey 1-5, Wilson 1-2;

Virginia: Thorpe 5-58, Mizzell 5-43, Zaccheaus 3-89, Johnson 3-27, Hopkins 3-21, Hamm 1-48, Eldridge 1-45, Butts 1-15, Severin 1-14, Reid 1-0, Dowling 1-(-1).

**TACKLES** — Duke: Norman 3-5=8, Bere 4-3=7, Cash 4-2=6, Edwards 5-0=5, Boyce 3-2=5, Brown 2-3=5;

Virginia: Kiser 10-7=17, Blanding 6-5=11, Nicholson 4-1=5, Canady 2-3=5, Latimore 4-0=4, Rainey 4-0=4, Corney 3-1=4, Dean 1-3=4.



## Game 12 • Duke 27, Wake Forest 21

November 28, 2015 • BB&T Field • Winston-Salem, N.C.

- Duke has won seven or more games in three consecutive seasons for the first time since 1960-62 and only the fourth time in program history
- The Blue Devils assured themselves of three straight winning seasons for the first time since 1960-63
- Duke reached the 4-4 mark in the ACC and has won four or more league games for three straight years, a feat not accomplished by the program since 1960-63
- The Blue Devils won 13 of their last 16 road games dating back to the start of the 2013 season. Duke's 13 wins on the road since 2013 are the most in the ACC and the second most among Power 5 programs
- Redshirt junior quarterback Thomas Sirk rushed for 57 yards, lifting his season total to 650, the second most by a Duke quarterback in a year in program history
- Freshman wide receiver T.J. Rahming caught seven passes for 63 yards, increasing his season reception total to 40, the second most by a freshman in program history. His 522 yards receiving this year are also the fourth most by a Duke rookie
- Redshirt junior kickoff returner DeVon Edwards totaled 22 kickoff return yards, bringing his career total to 1,929, the second most in Duke history behind only Jabari Marshall (2006-08), who owns 2,630
- Redshirt senior safety Jeremy Cash tallied seven tackles to bring his Duke career total to 333. Cash became the 16th player in Duke history to reach the 300-tackle mark, and currently sits 12th on Duke's all-time tackles list. Cash reached 101 tackles for the season and is one of three active NCAA players with three seasons of 100 or more tackles
- Senior linebacker Dwayne Norman booked a game-high eight tackles to push his total to 104 for the year, the most in a season in his career
- Senior kicker Ross Martin made two of his three field goal attempts, moving to 23-of-27 on the season. Martin's 23 made field goals set the Duke single-season record

	1	2	3	4		Final
Duke	7	10	7	3	=	27
Wake Forest	7	0	0	14	=	21

Attendance: 26,435

Team	Qtr	Time	Play	Drive
DUKE	1	3:24	McCaffrey 18 pass from Sirk (Martin kick)	7-36; 2:45
WF	1	0:06	Bell 1 run (Weaver kick)	7-75; 3:18
DUKE	2	9:48	Sirk 3 run (Martin kick)	13-75; 5:18
DUKE	2	0:00	Martin 51 FG	12-51; 5:13
DUKE	3	10:39	McCaffrey 28 pass from Sirk (Martin kick)	6-80; 2:13
WF	4	11:20	Serigne 10 pass from Wolford (Weaver kick)	10-91; 3:22
DUKE	4	2:33	Martin 35 FG	10-57; 4:39
WF	4	1:46	Lewis 22 pass from Wolford (Weaver kick)	5-75; 0:47

	Duke	Wake Forest
First Downs	30	21
Rush-Pass-Penalty	7-19-4	7-12-2
Rushing Attempts-Net Yards	48-151	23-112
Passing Comp.-Att.-Int	27-41-0	23-35-2
Passing Yards	280	338
Total Offensive Plays-Yards	89-431	58-450
Fumbles-Lost	1-0	2-1
Penalties-Yards	4-34	5-51
Punts-Yards-Average	6-232-38.7	4-191-47.8
Time of Possession	37:12	22:48
Sacks By	1-10	2-12
Third Down / Fourth Down Conversions	7-17 / 1-1	5-11 / 0-0
Red Zone	3-3	2-3

**RUSHING** — Duke: Sirk 16-57, Powell 15-46, Duncan 9-40, Boehme 2-4, Wilson 5-3, Rahming 1-1;

Wake Forest: Bell 16-94, Wolford 7-18.

**PASSING** — Duke: Sirk 26-39-0-275, Boehme 1-1-0-5, Nash 0-1-0-0;

Wake Forest: Wolford 23-35-2-338.

**RECEIVING** — Duke: Rahming 7-63, Nash 7-58, McCaffrey 5-93, Duncan 2-17, Wilson 2-16, Deaver 1-13, Reeves 1-10, Schneider 1-9, Powell 1-1;

Wake Forest: Serigne 5-135, Lweis 5-68, Wade 4-50, Bell 3-17, Brent 2-33, Robinson 2-19, Donatell 1-9, Hines 1-7.

**TACKLES** — Duke: Norman 6-2=8, Borders 6-1=7, Cash 5-2=7, Carter 6-0=6;

Wake Forest: Janvion 7-5=12, Chubb 5-6=11, Dacnel 8-2=10, Lee 7-1=8, Watson 5-3=8, Harris 4-4=8, Dunn 6-1=7, Williams 6-1=7.

## Game 13 • Duke 44, Indiana 41 (OT)

New Era Pinstripe Bowl • December 26, 2015

Yankee Stadium • New York, N.Y.

- Quarterback Thomas Sirk and running back Shaun Wilson earned co-MVP honors as Duke won a bowl game for the first time since a 7-6 triumph over Arkansas in the Cotton Bowl on January 1, 1961
- A 36-yard field goal by Ross Martin in overtime lifted Duke to victory
- It is the first time in Duke history the Blue Devils have won eight or more games in three consecutive seasons
- Wilson rushed for an 85-yard touchdown, tying the program record for longest rush. The rush was also the longest in New Era Pinstripe Bowl history
- Wilson returned a kickoff 98 yards for his first career KOR score. The runback was also the longest in New Era Pinstripe Bowl history
- Sirk rushed for 155 yards, establishing a Duke bowl game record for ground yardage
- Martin set the Duke single-season record with 120 points. Martin's 430 career points are the second most in ACC history while his 78 career field goals are the third most in league history
- Martin made a 52-yard field goal in the first quarter, tying the Duke single-season record with his fourth FG of 50 or more yards in a season
- Senior punter Will Monday ended his career with 11,299 punting yards, the seventh most in ACC history and second most at Duke

	1	2	3	4	OT		Final
Indiana	0	17	14	10	0	=	41
Duke	10	7	10	14	3	=	44

Attendance: 37,218

Team	Qtr	Time	Play	Drive
DUKE	1	9:48	Martin 52 FG	13-45; 4:15
DUKE	1	1:16	Wilson 85 run (Martin kick)	1-85; 0:14
IND	2	6:56	Timian 27 pass from Sudfeld (Oakes kick)	10-78; 3:25
IND	2	1:25	Redding 17 run (Oakes kick)	6-53; 2:00
DUKE	2	1:00	Sirk 73 run (Martin kick)	2-73; 0:21
IND	2	0:03	Oakes 45 FG	7-49; 0:51
DUKE	3	11:00	Martin 34 FG	10-59; 4:00
IND	3	7:11	Westbrook 3 pass from Sudfeld (Oakes kick)	8-59; 3:39
DUKE	3	5:25	Deaver 10 pass from Sirk (Martin kick)	3-19; 0:54
IND	3	1:20	Rodriguez 10 run (Oakes kick)	6-65; 1:52
IND	4	11:12	Oakes 27 FG	7-43; 1:42
DUKE	4	10:55	Wilson 98 yd kickoff return (Martin kick)	
IND	4	4:03	Paige 25 yd pass from Sudfeld (Oakes kick)	5-82; 2:04
DUKE	4	0:41	Sirk 5 yd run (Martin kick)	13-78; 3:12
DUKE	OT	0:00	Martin 36 FG	3-8; 0:00

	Indiana	Duke
First Downs	33	23
Rush-Pass-Penalty	14-16-3	15-7-1
Rushing Attempts-Net Yards	47-278	46-373
Passing Comp.-Att.-Int	28-52-2	17-40-3
Passing Yards	389	163
Total Offensive Plays-Yards	99-667	86-536
Fumbles-Lost	1-1	0-0
Penalties-Yards	7-54	5-61
Punts-Yards-Average	5-212-42.4	5-210-42.0
Time of Possession	31:27	28:33
Sacks By	1-4	0-0
Third Down / Fourth Down Conversions	10-20 / 1-3	7-19 / 1-3
Red Zone	4-5	3-4

**RUSHING** — Indiana: Redding 35-227, Sudfeld 3-20, Rodriguez 4-16, Brookins 3-8, Wilson 1-5, Paige 1-2;

Duke: Sirk 20-155, Duncan 13-109, Wilson 9-103, Powell 3-8, TEAM 1-(-2).

**PASSING** — Indiana: Sudfeld 28-51-2-389; Paige 0-1-0-0;

Duke: Sirk 17-37-2-163, Monday 0-1-0-0, Boehme 0-1-0-0, Wilson 0-1-1-0.

**RECEIVING** — Indiana: Paige 11-95, Cobbs 6-121, Jones 4-89, Westbrook 2-26, Timian 1-27, Corsaro 1-12, Booker 1-9, Redding 1-7, Cooper 1-3;

Duke: McCaffrey 4-42, Rahming 3-49, Powell 3-17, Deaver 2-15, Wilson 2-15, Schneider 1-17, Duncan 1-4, Nash 1-4.

**TACKLES** — Indiana: Newton 7-8=15, Oliver 4-6=10, Crawford 4-5=9, Scales 5-3=8, Dawkins 5-2=7, Shaw 5-2=7, Latham 1-4=5;

Duke: Singleton 6-6=12, Humphreys 5-6=11, Norman 6-4=10, Edwards 7-1=8, Wary 4-4=8.

# 2015 STATISTICS

## RUSHING

Player	G	Att	Gain	Loss	Net	Avg	TD	Long	Avg/G
Thomas Sirk	12	163	879	76	803	4.9	8	73	66.9
Shaquille Powell	13	125	557	15	542	4.3	3	30	41.7
Jela Duncan	10	67	469	9	460	6.9	4	52	46.0
Shaun Wilson	11	84	432	8	424	5.0	3	85	38.5
Parker Boehme	10	45	225	44	181	4.0	5	77	18.1
Nicodem Pierre	12	15	76	0	76	5.1	0	12	6.3
Zach Boden	12	9	34	0	34	3.8	2	10	2.8
Joseph Ajeigbe	10	4	11	3	8	2.0	0	5	0.8
Will Monday	13	1	3	0	3	3.0	0	3	0.2
T.J. Rahming	12	1	1	0	1	1.0	0	1	0.1
TEAM	8	10	0	24	-24	-2.4	0	0	-3.0
Total	13	524	2,687	179	2,508	4.8	25	85	192.9
Opponents	13	553	2,407	408	1,999	3.6	17	55	153.8

## PASSING

Player	G	Effic	Cmp-Att-Int	Pct	Yds	TD	Lng	Avg/G
Thomas Sirk	12	119.04	251-427-8	58.8	2625	16	89	218.8
Parker Boehme	10	123.38	43-78-1	55.1	579	2	52	57.9
Anthony Nash	12	0.00	0-1-0	0.0	0	0	0	0.0
Shaun Wilson	11	-200.00	0-1-1	0.0	0	0	0	0.0
Will Monday	13	0.00	0-1-0	0.0	0	0	0	0.0
Nicodem Pierre	12	0.00	0-1-0	0.0	0	0	0	0.0
Total	13	118.38	294-509-10	57.8	3,204	18	89	246.5
Opponents	13	133.99	223-403-11	55.3	3,132	23	89	240.9

## RECEIVING

Player	G	No.	Yds	Avg	TD	Long	Avg/G
Max McCaffrey	13	52	643	12.4	5	43	49.5
T.J. Rahming	12	43	571	13.3	2	59	47.6
Shaquille Powell	13	35	212	6.1	2	24	16.3
Johnell Barnes	10	34	411	12.1	2	44	41.1
Anthony Nash	12	32	475	14.8	1	52	39.6
Braxton Deaver	12	21	183	8.7	2	18	15.2
Shaun Wilson	11	19	207	10.9	1	89	18.8
Erich Schneider	13	15	123	8.2	3	25	9.5
David Reeves	13	13	104	8.0	0	17	8.0
Jela Duncan	10	11	89	8.1	0	18	8.9
Ryan Smith	13	6	85	14.2	0	32	6.5
Terrence Alls	4	6	56	9.3	0	15	14.0
Chris Taylor	9	5	36	7.2	0	27	4.0
Joseph Ajeigbe	10	1	11	11.0	0	11	1.1
Nicodem Pierre	12	1	-2	-2.0	0	0	-0.2
Total	13	294	3,204	10.9	18	89	246.5
Opponents	13	223	3,132	14.0	23	89	240.9

## ALL PURPOSE

Player	G	Rush	Rec	PR	KOR	IR	Tot	Avg/G
Thomas Sirk	12	803	0	0	0	0	803	66.9
Shaun Wilson	11	424	207	0	164	0	795	72.3
Shaquille Powell	13	542	212	0	0	0	754	58.0
DeVon Edwards	13	0	0	0	700	24	748	57.5
Max McCaffrey	13	0	643	0	0	0	643	49.5
T.J. Rahming	12	1	571	0	0	0	572	47.7
Jela Duncan	10	460	89	0	0	0	549	54.9
Anthony Nash	12	0	475	0	0	0	475	39.6
Johnell Barnes	10	0	411	5	51	0	467	46.7
Ryan Smith	13	0	85	207	7	0	299	23.0
Braxton Deaver	12	0	183	0	0	0	183	15.2
Parker Boehme	10	181	0	0	0	0	181	18.1
Erich Schneider	13	0	123	0	22	0	145	11.2
David Reeves	13	0	104	0	0	0	104	8.0
Nicodem Pierre	12	76	-2	0	0	0	74	6.2
Terrence Alls	4	0	56	0	0	0	56	14.0
Joseph Ajeigbe	10	8	11	0	26	0	45	4.5
Zach Boden	12	34	0	0	9	0	43	3.6
Chris Taylor	9	0	36	0	0	0	36	4.0
Jeremy McDuffie	13	0	0	0	0	25	25	1.9
Johnathan Lloyd	10	0	0	0	16	0	16	1.6
Breon Borders	13	0	0	0	0	6	6	0.5
Will Monday	13	3	0	0	0	0	3	0.2
Dwayne Norman	13	0	0	0	0	2	2	0.2
TEAM	8	-24	0	0	0	0	-24	-3.0
Total	13	2,508	3,204	212	995	57	7,000	538.5
Opponents	13	1,999	3,132	42	942	83	6,198	476.8

## FUMBLE RETURNS

Player	No.	Yds	Avg	TD	Long
Quay Mann	1	3	3.0	0	3
Total	1	3	3.0	0	3
Opponents	1	8	8.0	0	8

## TOTAL OFFENSE

Player	G	Plays	Rush	Pass	Total	Avg/G
Thomas Sirk	12	590	803	2625	3428	285.7
Parker Boehme	10	123	181	579	760	76.0
Shaquille Powell	13	125	542	0	542	41.7
Jela Duncan	10	67	460	0	460	46.0
Shaun Wilson	11	85	424	0	424	38.5
Nicodem Pierre	12	16	76	0	76	6.3
Zach Boden	12	9	34	0	34	2.8
Joseph Ajeigbe	10	4	8	0	8	0.8
Will Monday	13	2	3	0	3	0.2
T.J. Rahming	12	1	1	0	1	0.1
TEAM	8	10	-24	0	-24	-3.0
Total	13	1,033	2,508	3,204	5,712	439.4
Opponents	13	956	1,999	3,132	5,131	394.7

## SCORING

Player	TD	FGs	Kick	Rush	Rcv	Pass	DXP	Saf	Points
Ross Martin	0	26-30	42-42	0-0	0	0-0	0	0	120
Thomas Sirk	8	0-0	0-0	2-2	0	1-1	0	0	52
Max McCaffrey	5	0-0	0-0	0-0	1	0-0	0	0	32
Shaun Wilson	5	0-0	0-0	0-0	0	0-0	0	0	30
Shaquille Powell	5	0-0	0-0	0-0	0	0-0	0	0	30
Parker Boehme	5	0-0	0-0	0-0	0	0-0	0	0	30
Jela Duncan	4	0-0	0-0	0-0	0	0-0	0	0	24
Erich Schneider	3	0-0	0-0	0-0	0	0-0	0	0	18
DeVon Edwards	3	0-0	0-0	0-0	0	0-0	0	0	18
T.J. Rahming	2	0-0	0-0	0-0	0	0-0	0	0	12
Johnell Barnes	2	0-0	0-0	0-0	0	0-0	0	0	12
Braxton Deaver	2	0-0	0-0	0-0	0	0-0	0	0	12
Zach Boden	2	0-0	0-0	0-0	0	0-0	0	0	12
Anthony Nash	1	0-0	0-0	0-0	0	0-0	0	0	6
TEAM	0	0-0	0-0	0-0	0	0-0	0	1	2
Will Monday	0	0-0	0-0	0-2	0	0-0	0	0	0
Total	47	26-30	42-42	2-4	1	1-1	0	1	410
Opponents	42	13-18	37-38	1-1	0	0-2	0	0	330

## FIELD GOALS

Player	M-A	Pct	01-19	20-29	30-39	40-49	50-99	Lg	Blk
Ross Martin	26-30	86.7	0-0	7-8	11-13	4-5	4-4	53	0

## PUNTING

Player	No.	Yds	Avg	Long	TB	FC	I20	Blkd
Will Monday	65	2,826	43.5	71	13	20	31	0
Total	65	2,826	43.5	71	13	20	31	0
Opponents	81	3,365	41.5	60	5	22	19	0

## KICKOFFS

Player	No.	Yds	Avg	TB	OB	Retn	Net	YdLn
Ross Martin	75	4455	59.4	22	1			
Will Kline	2	80	40.0	1	0			
Total	77	4,535	58.9	23	1	942	39.2	25
Opponents	62	3,729	60.1	23	1	995	34.8	30

## PUNT RETURNS

Player	No.	Yds	Avg	TD	Long
Ryan Smith	29	207	7.1	0	69
Johnell Barnes	1	5	5.0	0	5
DeVon Edwards	0	0	0.0	0	0
Total	30	212	7.1	0	69
Opponents	14	42	3.0	0	8

## KICKOFF RETURNS

Player	No.	Yds	Avg	TD	Long
DeVon Edwards	24	700	29.2	3	100
Shaun Wilson	4	164	41.0	1	98
Erich Schneider	3	22	7.3	0	10
Johnell Barnes	2	51	25.5	0	26
Ryan Smith	1	7	7.0	0	7
Zach Boden	1	9	9.0	0	9
Joseph Ajeigbe	1	26	26.0	0	26
Johnathan Lloyd	1	16	16.0	0	16
Braxton Deaver	1	0	0.0	0	0
Total	38	995	26.2	4	100
Opponents	48	942	19.6	2	98

## INTERCEPTION RETURNS

Player	No.	Yds	Avg	TD	Long
Breon Borders	3	6	2.0	0	3
Zavier Carmichael	1	0	0.0	0	0
Corbin McCarthy	1	0	0.0	0	0
DeVon Edwards	1	24	24.0	0	24
Jeremy McDuffie	1	25	25.0	0	25
Dwayne Norman	1	2	2.0	0	2
Allen Jackson	1	0	0.0	0	0
Alonzo Saxton II	1	0	0.0	0	0
Phillip Carter	1	0	0.0	0	0
Total	11	57	5.2	0	25
Opponents	10	83	8.3	0	21

## DEFENSE

Player	G	Solo	Asst	Total	TFL	Sacks	Int	PBU	QBH	FR	FF	Blk	Saf
Dwayne Norman	13	63	51	114	8.5-30	1.0-10	1-2	4	3	.	2	.	.
Jeremy Cash	12	57	44	101	18.0-80	2.5-26	.	4	8	1-0	3	.	.
DeVon Edwards	13	50	51	101	2.0-4	1.0-2	1-24	6	4	.	.	.	.
Deondre Singleton	13	44	35	79	6.0-21	.	.	4	1	2-0	2	.	.
Tinashe Bere	11	25	33	58	4.5-19	1.5-12	.	.	2	.	1	.	.
Breon Borders	13	39	17	56	4.0-20	1.0-2	3-6	9	.	.	.	.	.
A.J. Wolf	13	21	33	54	4.0-11	0.5-4	.	.	3	.	.	.	.
Carlos Wray	13	19	28	47	4.5-30	2.0-18	.	2	4	.	.	.	.
Alonzo Saxton II	13	24	14	38	2.0-9	.	1-0	2	1	.	1	.	.
Deion Williams	13	16	22	38	3.5-26	1.0-13	.	.	4	1-0	.	.	.
Kyler Brown	11	13	25	38	2.0-7	.	.	1	.	.	.	1	.
Zavier Carmichael	13	16	16	32	2.5-19	1.0-17	1-0	2	1	.	1	.	.
Ben Humphreys	13	11	20	31	2.0-12	1.0-4	.	.	5	1-0	1	.	.
Mike Ramsay	13	11	18	29	4.5-17	1.0-10	.	.	1	.	.	.	.
Brandon Boyce	13	11	13	24	4.0-21	1.0-8	.	.	1	.	1	.	.
Jeremy McDuffie	13	12	5	17	.	.	1-25	.	.	.	.	.	.
Quaven Ferguson	13	9	8	17	2.5-25	.	.	.	.	.	.	.	.
Phillip Carter	13	14	2	16	2.0-4	.	1-0	1	.	.	.	.	.
Corbin McCarthy	13	8	7	15	1.0-3	.	1-0	1	1	.	.	.	.
Britton Grier	13	7	6	13	2.0-5	1.0-3	.	.	1	1-0	.	.	.
Marques Price	10	7	4	11	3.5-22	1.5-18	.	.	.	.	.	.	.
Shaquille Powell	13	3	5	8	.	.	.	.	.	.	1	.	.
Edgar Cerenord	13	2	5	7	.	.	.	.	.	.	.	.	.
Zach Boden	12	4	2	6	.	.	.	.	.	.	.	.	.
Evrett Edwards	13	3	3	6	.	.	.	.	.	.	.	.	.
Johnell Barnes	10	3	1	4	.	.	.	.	.	1-0	1	.	.
Allen Jackson	10	.	4	4	.	.	1-0	.	.	.	.	.	.
Chris Holmes	6	4	.	4	1.0-1	.	.	.	.	.	.	.	.
Quay Mann	12	1	2	3	.	.	.	.	1	1-3	.	.	.
Johnathan Lloyd	10	2	1	3	.	.	.	.	.	.	.	.	.
Jake Kite	11	2	.	2	.	.	.	.	.	.	.	.	.
Ross Martin	13	.	2	2	.	.	.	.	.	.	.	.	.
Casey Blaser	13	2	.	2	.	.	.	.	.	.	.	.	.
David Reeves	13	1	1	2	.	.	.	.	.	1-0	.	.	.
Zach Muniz	6	2	.	2	.	.	.	2	.	.	.	.	.
Dominic McDonald	8	1	1	2	.	.	.	.	1	.	.	.	.
Lucas Patrick	13	1	.	1	.	.	.	.	.	.	.	.	.
Joseph Ajeigbe	10	1	.	1	.	.	.	.	.	.	.	.	.
Terrence Alls	4	.	1	1	.	.	.	.	.	.	.	.	.
Anthony Nash	12	.	1	1	.	.	.	.	.	.	.	.	.
Thomas Sirk	12	1	.	1	.	.	.	.	.	.	.	.	.
TEAM	8	.	.	.	.	.	.	.	.	.	.	.	1
Total	13	510	481	991	84-386	17-147	11-57	38	42	9-3	14	1	1
Opponents	13	579	460	1039	54.0-174	18-91	10-83	69	21	11-8	10	.	.

## 2015 STARTING LINEUPS

Offense	QB	RB	TE	WR	WR	WR	LT	LG	C	RG	RT
at Tulane	Sirk	Powell	Deaver	Rahming	McCaffrey	Barnes	Brandner	Patrick	Skura	Stone	Blaser
N.C. Central	Sirk	Powell	Deaver	Taylor	McCaffrey	Barnes	Brandner	Patrick	Skura	Stone	Blaser
Northwestern	Sirk	Wilson	Deaver	Rahming	McCaffrey	Barnes	Brandner	Patrick	Skura	Stone	Blaser
Georgia Tech	Sirk	Wilson	Deaver	Taylor	McCaffrey	Barnes	Brandner	Patrick	Skura	Stone	Blaser
Boston College	Sirk	Powell	Reeves	Rahming	McCaffrey	Nash	Brandner	Patrick	Skura	Stone	Blaser
at Army West Point	Sirk	Powell	Reeves	Taylor	McCaffrey	Nash	Brandner	Patrick	Skura	Stone	Blaser
at Virginia Tech	Sirk	Powell	Reeves	Nash	McCaffrey	Barnes	Brandner	Patrick	Skura	Stone	Blaser
Miami	Sirk	Powell	Reeves	Nash	McCaffrey	Barnes	Brandner	Patrick	Skura	Stone	Blaser
at North Carolina	Sirk	Powell	Reeves	Nash	McCaffrey	Barnes	Brandner	Patrick	Skura	Stone	Blaser
Pittsburgh	Boehme	Powell	Reeves	Nash	McCaffrey	Barnes	Brandner	Patrick	Skura	Stone	Blaser
at Virginia	Sirk	Powell	Reeves	Rahming	McCaffrey	Nash	Brandner	Patrick	Skura	Stone	Blaser
at Wake Forest	Sirk	Powell	Reeves	Rahming	McCaffrey	Nash	Brandner	Patrick	Skura	Stone	Blaser
vs. Indiana	Sirk	Powell	Reeves	Rahming	McCaffrey	Nash	Brandner	Patrick	Skura	Stone	Blaser

Defense	DE	NG	DT	DE	MLB	WLB	CB	CB	S (S)	S (B)	S (R)
at Tulane	Ky. Brown	Wolf	Wray	Grier	Carmichael	Norman	Saxton II	Borders	Cash	Singleton	D. Edwards
N.C. Central	Ky. Brown	Wolf	Wray	Price	Carmichael	Norman	Saxton II	Borders	Cash	Singleton	D. Edwards
Northwestern	Ky. Brown	Wolf	Wray	Grier	Carmichael	Norman	Saxton II	Borders	Cash	Singleton	D. Edwards
Georgia Tech	Ky. Brown	Wolf	Wray	Williams	Bere	Norman	Saxton II	Borders	Cash	Singleton	D. Edwards
Boston College	Ky. Brown	Wolf	Wray	Grier	Bere	Norman	Saxton II	Borders	Cash	Singleton	D. Edwards
at Army West Point	Ky. Brown	Wolf	Wray	Williams	Bere	Norman	Saxton II	Borders	Cash	Singleton	D. Edwards
at Virginia Tech	Wray	Wolf	Ramsay	Williams	Bere	Norman	Saxton II	Borders	Cash	Singleton	D. Edwards
Miami	Wray	Wolf	Ramsay	Williams	Carmichael	Norman	Saxton II	Borders	Cash	Singleton	D. Edwards
at North Carolina	Price	Wolf	Ramsay	Williams	Humphreys	Norman	McDuffie	Borders	Cash	Singleton	D. Edwards
Pittsburgh	Wray	Wolf	Ramsay	Williams	Bere	Norman	McDuffie	Borders	Cash	Singleton	D. Edwards
at Virginia	Price	Wolf	Wray	Williams	Carmichael	Norman	Muniz	Borders	Cash	Singleton	D. Edwards
at Wake Forest	Williams	Wolf	Wray	Grier	Bere	Norman	D. Edwards	Borders	McCarthy	Singleton	Carter
vs. Indiana	Williams	Wolf	Wray	Grier	Humphreys	Norman	D. Edwards	Borders	McCarthy	Singleton	Carter



## 2015 ACC STANDINGS

ATLANTIC	ACC GAMES				OVERALL				
	W	L	Home	Road	W	L	Home	Road	Neutral
Clemson	8	0	4-0	4-0	14	1	7-0	5-0	2-1
Florida State	6	2	4-0	2-2	10	3	7-0	3-2	0-1
Louisville	5	3	3-1	2-2	8	5	4-2	3-2	1-1
NC State	3	5	1-3	2-2	7	6	3-3	4-2	0-1
Syracuse	2	6	2-2	0-4	4	8	4-3	0-5	0-0
Wake Forest	1	7	0-4	1-3	3	9	1-5	2-4	0-0
Boston College	0	8	0-4	0-4	3	9	3-4	0-4	0-1

COASTAL	ACC				OVERALL				
	W	L	Home	Road	W	L	Home	Road	Neutral
North Carolina	8	0	4-0	4-0	11	3	7-0	4-0	0-3
Pitt	6	2	2-2	4-0	8	5	3-3	5-1	0-1
Miami	5	3	3-1	2-2	8	5	5-1	3-3	0-1
Duke	4	4	2-2	2-2	8	5	3-3	4-2	1-0
Virginia Tech	4	4	1-3	3-1	7	6	2-4	4-2	1-0
Virginia	3	5	3-1	0-4	4	8	4-3	0-5	0-1
Georgia Tech	1	7	1-3	0-4	3	9	3-4	0-5	0-0

## 2015 ACC BOWL RESULTS

Hyundai Sun Bowl: Washington State 20, Miami 14
New Era Pinstripe Bowl: Duke 44 Indiana 41 (OT)
Camping World Independence Bowl:
Virginia Tech 55, Tulsa 52
Military Bowl presented by Northrop Grumman:
Navy 44, Pittsburgh 28
Russell Athletic Bowl: Baylor 49, North Carolina 38

Belk Bowl: Mississippi State 51, NC State 28
Franklin American Mortgage Music City Bowl:
Louisville 27, Texas A&M 21
Chick-fil-A Peach Bowl: Houston 38, Florida State 24
Capital One Orange Bowl: Clemson 37, Oklahoma 17
CFP National Championship Game:
Alabama 45, Clemson 40

## ALL-ACC (Coaches)

First Team Offense		Second Team Offense	
QB Deshaun Watson, So., Clameon	37	QB Marquise Williams, Sr.-R, North Carolina	23
RB Dalvin Cook, So., Florida State	38	RB Elijah Hood, So., North Carolina	29
RB Wayne Gallman, So.-R, Clemson	30	RB Qadree Ollison, Fr.-R, Pitt	20
WR Tyler Boyd, Jr., Pitt	39	WR Kermit Whitfield, Jr., Florida State	20
WR Artavis Scott, So., Clemson	34	WR Canaan Severin, Sr., Virginia	17
WR Isaiah Ford, So., Virginia Tech	26	TE (tie) Jaylen Samuels, So., NC State	15
TE Jordan Leggett, Jr., Clemson	22	TE (tie) Bucky Hodges, So.-R, Virginia Tech	15
T Roderick Johnson, So., Florida State	33	T Jon Heck, Jr.-R, North Carolina	19
T Adam Bisnowaty, Jr.-R, Pitt	30	T Joe Thuney, Sr.-R, NC State	17
G Landon Turner, Sr.-R, North Carolina	36	G Dorian Johnson, Jr., Pitt	19
G Eric Mac Lain, Sr.-R, Clemson	30	G Caleb Peterson, Jr.-R, North Carolina	17
C Matt Skura, Sr.-R, Duke	35	C Jay Guillermo, Jr.-R, Clemson	14

First Team Defense		Second Team Defense	
DE Shaq Lawson, Jr., Clemson	35	DE Mike Rose, Sr.-R, NC State	16
DE Ejuan Price, Sr.-R, Pitt	25	DE Sheldon Rankins, Sr., Louisville	16
DT Connor Wujciak, Sr.-R, Boston College	28	DT Luther Maddy, Sr.-R, Virginia Tech	24
DT Nile Lawrence-Stample, Sr.-R, Florida State	27	DT Carlos Watkins, Jr.-R, Clemson	17
LB Steven Daniels, Sr., Boston College	28	LB Keith Kelsey, Jr., Louisville	20
LB Brandon Chubb, Sr.-R, Wake Forest	24	LB Micah Kiser, So.-R, Virginia	19
LB Ben Boulware, Jr., Clemson	24	LB Dwayne Norman, Sr., Duke	17
CB Jalen Ramsey, Jr., Florida State	36	LB Reggie Northrup, Sr., Florida State	17
CB Mackensie Alexander, So.-R, Clemson	29	CB Artie Burns, Jr., Miami	26
S Jeremy Cash, Sr.-R, Duke	36	CB Des Lawrence, Jr., North Carolina	11
S Jayron Kearse, Jr., Clemson	69	S Quin Blanding, So., Virginia	21
		S Justin Simmons, Sr., Boston College	16

First Team Special Teams		Second Team Special Teams	
PK Roberto Aguayo, Jr.-R, Florida State	32	PK Ross Martin, Sr., Duke	14
P Alex Kinal, Sr.-R, Wake Forest	19	P Riley Dixon, Sr., Syracuse	17
SP Ryan Switzer, Jr., North Carolina	29	SP DeVon Edwards, Jr.-R, Duke	23

## ALL-ACC (AC SMA)

First Team Offense		Second Team Offense	
QB Deshaun Watson, So., Clameon	150	QB Marquise Williams, Sr.-R, North Carolina	95
RB Dalvin Cook, So., Florida State	150	RB Wayne Gallman, So.-R, Clemson	115
RB Elijah Hood, So., North Carolina	123	RB Qadree Ollison, Fr.-R, Pitt	69
WR Tyler Boyd, Jr., Pitt	147	WR Travis Rudolph, So., Florida State	96
WR Artavis Scott, So., Clemson	130	WR Canaan Severin, Sr., Virginia	88
WR Isaiah Ford, So., Virginia Tech	124	WR Mack Hollins, Jr.-R, North Carolina	63
TE Jaylen Samuels, So., NC State	93	TE Jordan Leggett, Jr., Clemson	77
T Roderick Johnson, So., Florida State	102	T Jon Heck, Jr.-R, North Carolina	79
T Joe Thuney, Sr.-R, NC State	82	T Adam Bisnowaty, Jr.-R, Pitt	77
G Landon Turner, Sr.-R, North Carolina	132	G Dorian Johnson, Jr., Pitt	49
G Eric Mac Lain, Sr.-R, Clemson	113	G Caleb Peterson, Jr.-R, North Carolina	45
C Matt Skura, Sr.-R, Duke	94	C Jay Guillermo, Jr.-R, Clemson	88

First Team Defense		Second Team Defense	
DE Shaq Lawson, Jr., Clemson	132	DE Mike Rose, Sr.-R, NC State	96
DE Ejuan Price, Sr.-R, Pitt	111	DE DeMarcus Walker, Jr., Florida State	81
DT Carlos Watkins, Jr.-R, Clemson	101	DT Nile Lawrence-Stample, Sr.-R, Florida State	58
DT (tie) Luther Maddy, Sr.-R, Virginia Tech	60	DT DeAngelo Brown, Jr.-R, Louisville	46
DT (tie) Connor Wujciak, Sr.-R, Boston College	60	LB Steven Daniels, Sr., Boston College	65
LB Micah Kiser, So.-R, Virginia	93	LB Ben Boulware, Jr., Clemson	60
LB Brandon Chubb, Sr.-R, Wake Forest	87	LB B.J. Goodson, Sr.-R, Clemson	60
LB Keith Kelsey, Jr., Louisville	78	LB Reggie Northrup, Sr., Florida State	60
CB Jalen Ramsey, Jr., Florida State	122	CB M.J. Stewart, So., North Carolina	65
CB Mackensie Alexander, So.-R, Clemson	81	CB Artie Burns, Jr., Miami	51
S Jeremy Cash, Sr.-R, Duke	122	S Jayron Kearse, Jr., Clemson	69
S Quin Blanding, So., Virginia	88	S Justin Simmons, Sr., Boston College	47

First Team Special Teams		Second Team Special Teams	
PK Roberto Aguayo, Jr.-R, Florida State	86	PK Greg Huegel, Fr.-R, Clemson	77
P Riley Dixon, Sr., Syracuse	77	P Alex Kinal, Sr.-R, Wake Forest	75
SP DeVon Edwards, Jr.-R, Duke	103	SP Ryan Switzer, Jr., North Carolina	83

## ACADEMIC ALL-ACC

Jonathan Baker, C	Boston College	Micah Kiser, LB	Virginia
Tinashe Bere, LB	Duke	Nick Linder, C	Miami
Adam Bisnowaty, T	Pitt	Max McCaffery, WR	Duke
Ben Boulware, LB	Clemson	Eric Mac Lain, G	Clemson
Gabe Brandner, T	Duke	Avonte Maddox, CB	Pitt
Trey Braun, T	Georgia Tech	Marcus Marshall, BB	Georgia Tech
Justin Burris, CB	NC State	Ross Martin, PK	Duke
Zavier Carmichael, LB	Duke	Will Monday, P	Duke
Geron Christian, T	Louisville	Scott Orndoff, TE	Pitt
Chuck Clark, CB/S	Virginia Tech	Shaquille Powell, RB	Duke
Augie Conte, G	Virginia Tech	Airius Moore, LB	NC State
Nicholas Conte, P	Virginia	Kayton Samuels, NT	Syracuse
DeVon Edwards, S	Duke	Alonzo Saxton II, CB	Duke
Jason Emerich, C	Syracuse	Thomas Sirk, QB	Duke
Brandon Facyson, CB	Virginia Tech	Tanner Stone, G	Duke
Dontez Ford, WR	Pitt	Joe Thuney, G	NC State
Ian Frye, PK	Virginia	Rob Trudo, G	Syracuse
Eric Gallo, C	Virginia Tech	Justin Vogel, P	Miami
Alex Gall, T	Miami	Wil Wahee, FS	Virginia
Truman Gutapfel, DT	Boston College	John Wallace, PK	Louisville
Elijah Hood, RB	North Carolina	Nick Weiler, PK	North Carolina
Ryan Hoefeld, C	Florida State	Jordan Whitehead, S	Pitt
Tobiah Hughley, C	Louisville	Kieran Whitner, S	Syracuse
Ben Humphreys, LB	Duke	Jay Whitmire, G	Virginia
Ryan Janvion, SS	Wake Forest	Christian Wilkins, DT	Clemson
Matt Johns, QB	Virginia	Hunter Williams, LB	Wake Forest
Brad Kaaya, QB	Miami	A.J. Wolf, DT	Duke
Kevin Kavaalec, DE	Boston College	John Wolford, QB	Wake Forest

Third Team Offense	
QB Brad Kaaya, So., Miami	13
RB Taquan Mizzell, Jr., Virginia	14
RB Joe Yearby, So., Miami	13
WR Ryan Switzer, Jr., North Carolina	15
WR Rashawn Scott, Sr.-R, Miami	13
WR Mack Hollins, Jr.-R, North Carolina	13
TE J.P. Holtz, Sr., Pitt	11
T Joe Gore, Sr.-R, Clemson	14
T Mitch Hyatt, Fr., Clemson	14
G Ross Burbank, Sr.-R, Virginia	11
G Tyrone Crowder, So.-R, Clemson	39
C Lucas Crowley, Jr., North Carolina	13

Third Team Defense	
DE Dadi Nicolas, Sr.-R, Virginia Tech	13
DE DeMarcus Walker, Jr., Florida State	13
DT Adam Gotsis, Jr., Georgia Tech	15
DT Darryl Render, Sr., Pitt	13
LB Matt Milano, Jr., Boston College	13
LB James Burgess, Sr., Louisville	11
LB (tie) Shakeel Rashad, Sr., North Carolina	9
LB (tie) Nicholas Grigsby, Sr.-R, Pitt	9
LB (tie) Jeff Schoettmer, Sr.-R, North Carolina	9
LB (tie) B.J. Goodson, Sr.-R, Clemson	9
CB Cordrea Tankersley, Jr., Clemson	10
CB Trumaine Washington, So., Louisville	8
S Jordan Whitehead, Fr., Pitt	11
S (tie) Deon Bush, Sr., Miami	10
S (tie) Josh Harvey-Clemons, Jr.-R, Louisville	10

Third Team Special Teams	
PK (tie) Greg Huegel, Fr.-R, Clemson	10
PK (tie) Michael Badgley, So., Miami	10
PK (tie) Nick Weiler, Jr., North Carolina	10
P Will Monday, Sr.-R, Duke	14
SP Kermit Whitfield, Jr., Florida State	13

Third Team Offense	
QB Brad Kaaya, So., Miami	30
RB Taquan Mizzell, Jr., Virginia	43
RB Travon McMillan, Fr.-R, Virginia Tech	30
WR Stacy Coley, Jr., Miami	58
WR Ryan Switzer, Jr., North Carolina	34
WR Quinshad Davis, Sr., North Carolina	28
TE Bucky Hodges, So.-R, Virginia Tech	52
T Mitch Hyatt, Fr., Clemson	66
T Joe Gore, Sr.-R, Clemson	59
G Tyrone Crowder, So.-R, Clemson	39
G Kareem Are, Jr.-R, Florida State	38
C Lucas Crowley, Jr., North Carolina	58

Third Team Defense	
DE Sheldon Rankins, Sr., Louisville	47
DE Ron Thompson, Jr., Syracuse	24
DT Nazair Jones, So.-R, North Carolina	33
DT Derrick Nendi, So., Florida State	31
DT Darryl Render, Sr., Pitt	31
LB Shakeel Rashad, Sr., North Carolina	58
LB James Burgess, Sr., Louisville	53
LB Dwayne Norman, Sr., Duke	43
CB Cordrea Tankersley, Jr., Clemson	47
CB Des Lawrence, Jr., North Carolina	45
S Jordan Whitehead, Fr., Pitt	41
S Derwin James, Fr., Florida State	30

Third Team Special Teams	
PK Ross Martin, Sr., Duke	56
P Will Monday, Sr.-R, Duke	39
SP Brisly Estime, Jr., Syracuse	34

Honorable Mention Offense: QB—Jacoby Brissett, Sr.-R, NC State (8); RB—Matt Dayes, Jr., NC State (12); Travon McMillan, Fr.-R, Virginia Tech (7); WR—James Quick, Jr., Louisville (11); Travis Rudolph, So., Florida State (10); Quinshad Davis, Sr., North Carolina (10); TE—Cam Serigne, So.-R, Wake Forest (10); T—Danny Isidora, Jr., Miami (8); Lucas Patrick, Sr.-R, Duke (7); Kareem Are, Jr.-R, Florida State (7); C—Freddie Burden, Jr.-R, Georgia Tech (7).

Honorable Mention Defense: DE—Mehdi Addesmad, Sr.-R, Boston College (8); Harold Landry, So., Boston College (8); DT—DeAngelo Brown, Jr., Louisville (9); David Dean, Sr.-R, Virginia (8); Corey Marshall, Sr.-R, Louisville (7); LB—Trevon Young, Jr., Louisville (7); Devonte Fields, Jr., Louisville (7); CB—Shaq Wiggins, So.-R, Louisville (7); Brad Watson, Jr., Wake Forest (7); M.J. Stewart, So., North Carolina (7); S—DeVon Edwards, Jr.-R, Duke (8).

Honorable Mention Special Teams: SP—Brisly Estime, Jr., Syracuse (12); P—Nicholas Conte, Jr.-R, Virginia (13); Justin Vogel, Jr., Miami (8).

## ACC Individual Awards (Coaches)

Coach of the Year	Dabo Swinney, CLEM
Player of the Year	Deshaun Watson, CLEM
Off. Player of the Year	Deshaun Watson, CLEM
Def. Player of the Year	Jeremy Cash, DUKE
Rookie of the Year	Jordan Whitehead, PITT
Off. Rookie of the Year	Qadree Ollison, PITT
Def. Rookie of the Year	Jordan Whitehead, PITT

Honorable Mention Offense: RB—Matt Dayes, NC State (29); Joe Yearby, Miami (26); TE—Cam Serigne, Wake Forest (39); T—Bryan Chamberlain, Georgia Tech (29); Casey Blaser, Duke (23); Geron Christian, Louisville (20); G—Chad Mavey, Florida State (36); Lucas Patrick, Duke (35); Ross Burbank, Virginia (28); Trey Braun, Georgia Tech (29); C—Quinton Schooley, NC State (23).

Honorable Mention Defense: DE—Kevin Dodd, Clemson (22); DT—Adam Gotsis, Georgia Tech (28); David Dean, Virginia (28); Corey Marshall, Virginia Tech (21); LB—Trevon Young, Louisville (41); Terrance Smith, Florida State (39); Devonte Fields, Louisville (39); Matt Milano, Boston College (38); Jeff Schoettmer, North Carolina (25); CB—Trumaine Washington, Louisville (38); Shaq Wiggins, Louisville (23); Avonte Maddox, Pitt (21); S—Deon Bush, Miami (29); DeVon Edwards, Duke (27); Donnie Miles, North Carolina (26); Josh Harvey-Clemons, Louisville (21); Lamaricus Brutus, Florida State (20).

Honorable Mention Special Teams: PK—Nick Weller, North Carolina (36); Michael Badgley, Miami (27); SP—Nyheim Hines, NC State (25); Kermit Whitfield, Florida State (23); Bra'Lon Cherry, NC State (22); P—Nicholas Conte, Virginia (31); Carson Beatty, Florida State (23).

## ACC Individual Awards (AC SMA)

Coach of the Year	Dabo Swinney, CLEM
Player of the Year	Deshaun Watson, CLEM
Off. Player of the Year	Deshaun Watson, CLEM
Def. Player of the Year	Jeremy Cash, DUKE
Rookie of the Year	Jordan Whitehead, PITT
Off. Rookie of the Year	Qadree Ollison, PITT
Def. Rookie of the Year	Jordan Whitehead, PITT
Jim Tatum Award	Jeremy Cash, DUKE
Jacobs Blocking Trophy	Roderick Johnson, FSU
Brian Piccolo Award	Hunter Knighton, MIA

## 2015 ACC TEAM STATISTICS

TOTAL OFFENSE	G	Run	Pass	Plys	Yds	PP	TD	PG
1. Clemson	15	3345	4373	1207	7718	6.4	69	514.5
2. North Carolina	14	3142	3675	936	6817	7.3	71	486.9
3. ►Duke	13	2508	3204	1033	5712	5.5	43	439.4
4. Florida State	13	2187	3325	844	5512	6.5	49	424.0
5. Louisville	13	2223	3186	900	5409	6.0	44	416.1
6. NC State	13	2633	2740	953	5373	5.6	56	413.3
7. Miami	13	1559	3602	873	5161	5.9	38	397.0
8. Virginia Tech	13	2070	2936	939	5006	5.3	43	385.1
9. Virginia	12	1737	2859	837	4596	5.5	34	383.0
10. Georgia Tech	12	3074	1462	775	4536	5.9	44	378.0
11. Pitt	13	2429	2478	852	4907	5.8	40	377.5
12. Wake Forest	12	1278	2739	834	4017	4.8	25	334.8
13. Syracuse	12	1958	1881	751	3839	5.1	34	319.9
14. Boston College	12	1976	1331	751	3307	4.4	25	275.6

RUSHING OFFENSE	G	Att	Yds	Avg	TD	PG
1. Georgia Tech	12	583	3074	5.3	30	256.2
2. North Carolina	14	527	3142	6.0	40	224.4
3. Clemson	15	679	3345	4.9	34	223.0
4. NC State	13	540	2633	4.9	36	202.5
5. ►Duke	13	524	2508	4.8	25	192.9
6. Pitt	13	509	2429	4.8	19	186.8
7. Louisville	13	491	2223	4.5	23	171.0
8. Florida State	13	425	2187	5.1	27	168.2
9. Boston College	12	503	1976	3.9	17	164.7
10. Syracuse	12	445	1958	4.4	15	163.2
11. Virginia Tech	13	545	2070	3.8	19	159.2
12. Virginia	12	424	1737	4.1	13	144.8
13. Miami	13	424	1559	3.7	20	119.9
14. Wake Forest	12	417	1278	3.1	12	106.5

PASS OFFENSE	G	Att	Cmp	Int	Pct.	Yds	Avg	TD	PG
1. Clemson	15	528	356	15	67.4	4373	8.3	35	291.5
2. Miami	13	449	268	9	59.7	3602	8.0	18	277.1
3. North Carolina	14	409	261	10	63.8	3675	9.0	31	262.5
4. Florida State	13	419	264	9	63.0	3325	7.9	22	255.8
5. ►Duke	13	509	294	10	57.8	3204	6.3	18	246.5
6. Louisville	13	409	227	15	55.5	3186	7.8	21	245.1
7. Virginia	12	413	252	18	61.0	2859	6.9	21	238.2
8. Wake Forest	12	417	236	18	56.6	2739	6.6	13	228.2
9. Virginia Tech	13	394	223	14	56.6	2936	7.5	24	225.8
10. NC State	13	413	246	6	59.6	2740	6.6	20	210.8
11. Pitt	13	343	212	9	61.8	2478	7.2	21	190.6
12. Syracuse	12	306	164	9	53.6	1881	6.1	19	156.8
13. Georgia Tech	12	192	81	10	42.2	1462	7.6	14	121.8
14. Boston College	12	248	110	9	44.4	1331	5.4	8	110.9

SCORING OFFENSE	G	TD	XP	2XP	DXP	FG	Saf	Pts	Avg
1. North Carolina	14	73	20	68	2	0	0	570	40.7
2. Clemson	15	71	28	65	0	0	1	577	38.5
3. NC State	13	59	7	55	1	0	0	432	33.2
4. Florida State	13	50	21	49	0	0	0	412	31.7
5. ►Duke	13	47	26	42	3	0	1	410	31.5
6. Virginia Tech	13	48	23	44	1	0	0	403	31.0
7. Georgia Tech	12	47	7	44	1	0	0	351	29.2
8. Louisville	13	47	15	46	0	0	0	373	28.7
9. Pitt	13	46	15	42	1	0	1	367	28.2
10. Miami	13	41	25	40	0	0	0	361	27.8
11. Syracuse	12	40	16	37	0	0	1	327	27.2
12. Virginia	12	37	17	34	0	0	1	309	25.8
13. Wake Forest	12	25	11	24	0	0	1	209	17.4
14. Boston College	12	27	6	24	1	0	0	206	17.2

TOTAL DEFENSE	G	Run	Pass	Plys	Yds	PP	TD	PG
1. Boston College	12	998	2054	750	3052	4.1	15	254.3
2. Clemson	15	1879	2816	968	4695	4.9	37	313.0
3. Louisville	13	1563	2763	898	4326	4.8	34	332.8
4. Florida State	13	1899	2491	936	4390	4.7	24	337.7
5. NC State	13	1917	2642	828	4559	5.5	42	350.7
6. Pitt	13	1930	2791	829	4721	5.7	36	363.2
7. Wake Forest	12	1941	2430	784	4371	5.6	33	364.2
8. Georgia Tech	12	1981	2435	759	4416	5.8	36	368.0
9. Virginia Tech	13	2349	2459	867	4808	5.5	40	369.8
10. ►Duke	13	1999	3132	956	5131	5.4	40	394.7
11. Miami	13	2613	2650	911	5263	5.8	41	404.8
12. Virginia	12	1879	3059	793	4938	6.2	41	411.5
13. North Carolina	14	3463	2640	1110	6103	5.5	44	435.9
14. Syracuse	12	2182	3080	847	5262	6.2	42	438.5

RUSHING DEFENSE	G	Att	Yds	Avg	TD	PG
1. Boston College	12	417	998	2.4	6	83.2
2. Louisville	13	477	1563	3.3	11	120.2
3. Clemson	15	531	1879	3.5	18	125.3
4. Florida State	13	493	1899	3.9	10	146.1
5. NC State	13	444	1917	4.3	18	147.5
6. Pitt	13	444	1930	4.3	18	148.5
7. ►Duke	13	553	1999	3.6	17	153.8
8. Virginia	12	418	1879	4.5	15	156.6
9. Wake Forest	12	462	1941	4.2	16	161.8
10. Georgia Tech	12	422	1981	4.7	24	165.1
11. Virginia Tech	13	514	2349	4.6	22	180.7
12. Syracuse	12	459	2182	4.8	24	181.8
13. Miami	13	497	2613	5.3	25	201.0
14. North Carolina	14	675	3463	5.1	28	247.4

PASS DEFENSE	G	Att	Cmp	Int	Pct.	Yds	Avg	TD	PG
1. Boston College	12	333	172	13	51.7	2054	6.2	9	171.2
2. Clemson	15	437	212	16	48.5	2816	6.4	19	187.7
3. North Carolina	14	435	237	17	54.5	2640	6.1	16	188.6
4. Virginia Tech	13	353	175	10	49.6	2459	7.0	18	189.2
5. Florida State	13	443	252	8	56.9	2491	5.6	14	191.6
6. Wake Forest	12	322	199	6	61.8	2430	7.5	17	202.5
7. Georgia Tech	12	337	202	9	59.9	2435	7.2	12	202.9
8. NC State	13	384	210	13	54.7	2642	6.9	24	203.2
9. Miami	13	414	248	15	59.9	2650	6.4	16	203.8
10. Louisville	13	421	236	17	56.1	2763	6.6	23	212.5
11. Pitt	13	385	215	10	55.8	2791	7.2	18	214.7
12. ►Duke	13	403	223	11	55.3	3132	7.8	23	240.9
13. Virginia	12	375	234	4	62.4	3059	8.2	26	254.9
14. Syracuse	12	388	251	11	64.7	3080	7.9	18	256.7

SCORING DEFENSE	G	TD	XP	2XP	DXP	FG	Saf	Pts	Avg
1. Boston College	12	19	17	18	0	0	0	183	15.2
2. Florida State	13	26	15	24	0	0	1	227	17.5
3. Clemson	15	41	14	35	1	0	0	325	21.7
4. Louisville	13	39	13	38	0	0	1	313	24.1
5. North Carolina	14	44	12	41	1	0	0	343	24.5
6. Wake Forest	12	37	12	35	1	0	0	295	24.6
7. ►Duke	13	42	13	37	1	0	0	330	25.4
8. Georgia Tech	12	38	15	32	1	0	1	309	25.8
9. NC State	13	43	13	37	1	0	0	336	25.8
10. Pitt	13	38	25	36	0	0	0	339	26.1
11. Virginia Tech	13	42	16	38	2	0	0	342	26.3
12. Miami	13	43	20	36	4	0	2	366	28.2
13. Syracuse	12	46	17	45	0	0	0	372	31.0
14. Virginia	12	45	22	42	1	0	3	386	32.2

KICKOFF RETURNS	G	Ret.	Yds.	TD	Avg.
1. ►Duke	13	38	995	4	26.2
2. NC State	13	41	1053	1	25.7
3. Boston College	12	32	806	0	25.2
4. Florida State	13	25	624	0	25.0
5. Pitt	13	41	1017	2	24.8
6. Virginia Tech	13	34	757	0	22.3
7. Clemson	15	40	865	0	21.6
8. Syracuse	12	39	822	0	21.1
9. North Carolina	14	32	663	0	20.7
10. Louisville	13	31	625	1	20.2
11. Miami	13	30	575	1	19.2
12. Georgia Tech	12	31	590	0	19.0
13. Wake Forest	12	24	437	0	18.2
14. Virginia	12	39	689	0	17.7

PUNT RETURNS	G	Ret.	Yds.	TD	Avg.
1. Virginia	12	10	160	1	16.0
2. Syracuse	12	17	271	2	15.9
3. North Carolina	14	23	303	2	13.2
4. NC State	13	28	363	1	13.0
5. Georgia Tech	12	20	189	0	9.4
6. Miami	13	22	198	1	9.0
7. Virginia Tech	13	32	275	2	8.6
8. Boston College	12	29	235	1	8.1
9. ►Duke	13	30	212	0	7.1
10. Louisville	13	30	212	0	7.1
11. Pitt	13	19	120	1	6.3
12. Wake Forest	12	24	90	0	3.8
13. Florida State	13	34	127	0	3.7
14. Clemson	15	27	63	0	2.3

NET PUNTING	G	No.	Yds.	Avg/P	PR	Avg.	TB	Net/P
1. Wake Forest	12	75	3286	43.8	132	1.8	3	41.3
2. Florida State	13	62	2793	45.0	197	3.2	4	40.6
3. Syracuse	12	67	2903	43.3	119	1.8	5	40.1
4. Boston College	12	92	3838	41.7	53	0.6	6	39.8
5. NC State	13	67	2799	41.8	52	0.8	6	39.2
6. ►Duke	13	65	2826	43.5	42	0.6	13	38.8
7. Virginia Tech	13	71	3002	42.3	54	0.8	10	38.7
8. Virginia	12	54	2353	43.6	180	3.3	5	38.4
9. Louisville	13	70	2791	39.9	57	0.8	3	38.2
10. Pitt	13	63	2589	41.1	88	1.4	7	37.5
11. Clemson	15	69	2699	39.1	97	1.4	1	37.4
12. Miami	13	67	2846	42.5	222	3.3	6	37.4
13. North Carolina	14	45	1718	38.2	44	1.0	3	35.9
14. Georgia Tech	12	47	1793	38.1	109	2.3	0	35.8

## 2015 ACC INDIVIDUAL STATISTICS

RUSHING	G	Att	Yards	Avg	TD	Lg	PG
1. Dalvin Cook-FS	12	229	1691	7.4	19	94	140.9
2. Wayne Gallman-CU	14	283	1527	5.4	13	66	109.1
3. Elijah Hood-NC	14	219	1463	6.7	17	67	104.5
4. Qadree Ollison-NC	13	212	1121	5.3	11	71	86.2
5. Travon McMillian-VT	13	200	1042	5.2	7	63	80.2
6. Lamar Jackson-UL	12	163	960	5.9	11	73	80.0
7. Joe Yearby-UM	13	205	1002	4.9	6	41	77.1
8. Deshaun Watson-CU	15	207	1105	5.3	12	63	73.7
9. Marquise Williams-NC	14	158	948	6.0	13	46	67.7
10. ▶Thomas Sirk-DU	12	163	803	4.9	8	73	66.9

PASSING AVG/GAME	G	Att	Cmp	Int	Pct.	Yds	TD	PG
1. Deshaun Watson-CU	15	491	333	13	67.8	4104	35	273.6
2. Brad Kaaya-UM	12	389	238	5	61.2	3238	16	269.8
3. Matt Johns-VA	12	403	247	17	61.3	2810	20	234.2
4. Marquise Williams-NC	14	357	219	10	61.3	3072	24	219.4
5. ▶Thomas Sirk-DU	12	427	251	8	58.8	2625	16	218.8
6. Jacoby Brissett-ST	13	395	237	6	60.0	2662	20	204.8
7. Nate Peterman-UP	13	314	193	8	61.5	2287	20	175.9
8. John Wolford-WF	11	235	142	11	60.4	1791	9	162.8
9. Lamar Jackson-UL	12	247	135	8	54.7	1840	12	153.3
10. Brenden Motley-VT	10	164	92	7	56.1	1155	11	115.5

PASSING EFFICIENCY	G	Att	Cmp	Int	Pct.	Yds	TD	Eff.
1. Deshaun Watson-CU	15	491	333	13	67.8	4104	35	156.3
2. Marquise Williams-NC	14	357	219	10	61.3	3072	24	150.2
3. Brad Kaaya-UM	12	389	238	5	61.2	3238	16	142.1
4. Nate Peterman-UP	13	314	193	8	61.5	2287	20	138.6
5. Jacoby Brissett-ST	13	395	237	6	60.0	2662	20	130.3
6. Brenden Motley-VT	10	164	92	7	56.1	1155	11	128.9
7. Matt Johns-VA	12	403	247	17	61.3	2810	20	127.8
8. John Wolford-WF	11	235	142	11	60.4	1791	9	127.7
9. Lamar Jackson-UL	12	247	135	8	54.7	1840	12	126.8
10. ▶Thomas Sirk-DU	12	427	251	8	58.8	2625	16	119.0

RECEPTIONS	G	Rec	Yards	TD	Lg	Avg/C	PG
1. Tyler Boyd-UP	12	91	926	6	51	77.2	7.6
2. Taquan Mizzell-VA	12	75	721	4	80	60.1	6.2
3. Artavis Scott-CU	15	93	901	6	51	60.1	6.2
4. Isaiah Ford-VT	13	75	1164	11	75	89.5	5.8
5. Jaylen Samuels-ST	13	65	597	7	64	45.9	5.0
6. Travis Rudolph-FS	13	59	916	7	75	70.5	4.5
7. Canaan Severin-VA	12	54	759	8	38	63.2	4.5
8. Jesus Wilson-FS	13	58	622	3	51	47.8	4.5
9. Kermit Whitfield-FS	13	57	798	6	70	61.4	4.4
10. Stacy Coley-UM	11	47	689	4	67	62.6	4.3

RECEIVING YARDS	G	Rec	Yards	TD	Lg	Avg/C	PG
1. Isaiah Ford-VT	13	75	1164	11	75	15.5	89.5
2. Tyler Boyd-UP	12	91	926	6	51	10.2	77.2
3. Travis Rudolph-FS	13	59	916	7	75	15.5	70.5
4. Jamari Staples-UL	10	37	638	3	57	17.2	63.8
5. Canaan Severin-VA	12	54	759	8	38	14.1	63.2
6. Stacy Coley-UM	11	47	689	4	67	14.7	62.6
7. Kermit Whitfield-FS	13	57	798	6	70	14.0	61.4
8. Taquan Mizzell-VA	12	75	721	4	80	9.6	60.1
9. Artavis Scott-CU	15	93	901	6	51	9.7	60.1
10. James Quick-UL	11	39	624	5	48	16.0	56.7

TOTAL OFFENSE	G	Run	Pass	Ply	Tot	PG
1. Deshaun Watson-CU	15	1105	4104	698	5209	347.3
2. Marquise Williams-NC	14	948	3072	515	4020	287.1
3. ▶Thomas Sirk-DU	12	803	2625	590	3428	285.7
4. Brad Kaaya-UM	12	-119	3238	419	3119	259.9
5. Matt Johns-VA	12	86	2810	464	2896	241.3
6. Lamar Jackson-UL	12	960	1840	410	2800	233.3
7. Jacoby Brissett-ST	13	370	2662	534	3032	233.2
8. Nate Peterman-UP	13	232	2287	399	2519	193.8
9. John Wolford-WF	11	67	1791	308	1858	168.9
10. Justin Thomas-GT	12	488	1345	325	1833	152.8

ALL PURPOSE	G	Rush	Rcv	PR	KR	Yds	PG
1. Dalvin Cook-FS	12	1691	244	0	0	1935	161.2
2. Tyler Boyd-UP	12	349	926	7	257	1539	128.2
3. Wayne Gallman-CU	14	1527	213	0	0	1740	124.3
4. Taquan Mizzell-VA	12	671	721	0	96	1488	124.0
5. Briley Estime-SU	11	17	293	272	665	1247	113.4
6. Elijah Hood-NC	14	1463	71	0	0	1534	109.6
7. Nyheim Hines-ST	13	243	256	0	920	1419	109.2
8. Kermit Whitfield-FS	13	29	798	0	507	1334	102.6
9. Joe Yearby-UM	13	1002	273	0	0	1275	98.1
10. Isaiah Ford-VT	13	51	1164	0	0	1215	93.5

SCORING	G	TD	XPT	FG	2XP	Pts	PG
1. Dalvin Cook-FS	12	20	0	0	0	120	10.0
2. Michael Badgley-UM	12	0	25	40	0	115	9.6
3. ▶Ross Martin-DU	13	0	26	42	0	120	9.2
4. Greg Huegel-CU	15	0	27	57	0	138	9.2
5. Nick Weiler-NC	14	0	20	67	0	127	9.1
6. Roberto Aguayo-FS	13	0	21	49	0	112	8.6
7. Joey Slye-VT	13	0	23	41	0	110	8.5
8. Jaylen Samuels-ST	13	16	0	0	0	96	7.4
9. Elijah Hood-NC	14	17	0	0	0	102	7.3
10. Ian Frye-VA	12	0	17	34	0	85	7.1

FIELD GOALS PER GAME	G	FG	FGA	Pct.	FG/G
1. Michael Badgley-UM	12	25	30	83.3	2.08
2. ▶Ross Martin-DU	13	26	30	86.7	2.00
3. Greg Huegel-CU	15	27	32	84.4	1.80
4. Joey Slye-VT	13	23	30	76.7	1.77
5. Roberto Aguayo-FS	13	21	26	80.8	1.62
6. Nick Weiler-NC	14	20	23	87.0	1.43
7. Ian Frye-VA	12	17	22	77.3	1.42
8. Cole Murphy-SU	12	16	22	72.7	1.33
9. John Wallace-UL	13	15	21	71.4	1.15
10. Chris Blewitt-UP	13	15	23	65.2	1.15

PUNTING AVERAGE	G	Pnt	Yds	LG	Avg
1. Cason Beatty-FS	13	61	2756	64	45.2
2. Nicholas Conte-VA	12	52	2322	67	44.7
3. Alexander Kinal-WF	12	75	3286	70	43.8
4. Riley Dixon-SU	12	65	2839	64	43.7
5. ▶Will Monday-DU	13	65	2826	71	43.5
6. A.J. Hughes-VT	13	70	3002	60	42.9
7. Justin Vogel-UM	13	67	2846	73	42.5
8. Alex Howell-BC	12	92	3838	58	41.7
9. A.J. Cole-ST	13	66	2750	72	41.7
10. Ryan Winslow-UP	13	63	2589	60	41.1

KICKOFF RETURNS	G	Ret	Yds	TD	Lg	Avg
1. ▶DeVon Edwards-DU	13	24	700	3	100	29.2
2. Michael Walker-BC	12	24	686	0	67	28.6
3. Der Woun Greene-VT	11	16	438	0	82	27.4
4. Kermit Whitfield-FS	13	19	507	0	59	26.7
5. Nyheim Hines-ST	13	35	920	1	100	26.3
6. Artavis Scott-CU	15	15	371	0	44	24.7
7. T.J. Logan-NC	14	21	492	0	39	23.4
8. Briley Estime-SU	11	30	665	0	37	22.2
9. Jamal Golden-GT	12	18	359	0	34	19.9
10. Olamide Zaccheaus-VA	12	28	541	0	54	19.3

PUNT RETURNS	G	Ret	Yds	TD	LG	Avg
1. Briley Estime-SU	11	15	272	2	74	18.1
2. Ryan Switzer-NC	14	22	302	2	85	13.7
3. Bra'Lon Cherry-ST	13	27	358	1	52	13.3
4. Jamal Golden-GT	12	16	161	0	44	10.1
5. Jaire Alexander-UL	12	23	223	0	33	9.7
6. Sherman Alston-BC	11	23	182	0	39	7.9
7. Greg Stromer-VT	13	31	241	1	67	7.8
8. ▶Ryan Smith-DU	13	29	207	0	69	7.1

INTERCEPTIONS	G	Int	Yds	TD	LG	Avg
1. Artie Burns-UM	13	6	34	0	19	0.46
2. Justin Simmons-BC	12	5	28	0	28	0.42
3. Cordrea Tankersley-CU	15	5	50	1	36	0.33
M.J. Stewart-NC	12	4	21	0	15	0.33
Adonis Alexander-VT	12	4	-4	0	0	0.33
Trumaine Washington-UL	13	4	57	1	39	0.31
7. John Johnson-BC	12	3	0	0	0	0.25
8. Lamaricus Brutus-FS	13	3	94	0	57	0.23
Chucky Williams-UL	13	3	79	0	59	0.23
Rayshawn Jenkins-UM	13	3	40	0	37	0.23

PASSES DEFENDED	G	BrUp	Int.	Total	Avg/G
1. Brad Watson-WF	12	16	2	18	1.50
M.J. Stewart-NC	12	14	4	18	1.50
3. Avonte Maddox-UP	13	12	3	15	1.15
4. Des Lawrence-NC	14	14	2	16	1.14
5. Corn Elder-UM	13	11	2	13	1.00
Shaq Wiggins-UL	13	11	2	13	1.00
7. Cordrea Tankersley-CU	15	9	5	14	0.93
8. ▶Breon Borders-DU	13	9	3	12	0.92
9. D.J. White-GT	11	8	2	10	0.91
10. Artie Burns-UM	13	5	6	11	0.85

TACKLES	G	UA	A	Total	PG
1. Micah Kiser-VA	12	64	53	117	9.8
2. Quin Blanding-VA	12	68	47	115	9.6
3. Donnie Miles-NC	14	76	52	128	9.1
4. Shaqael Rashad-NC	14	82	44	126	9.0
5. Brandon Chubb-WF	12	52	55	107	8.9
6. ▶Dwayne Norman-DU	13	63	51	114	8.8
7. ▶Jeremy Cash-DU	12	57	44	101	8.4
8. Jordan Whitehead-UP	13	74	35	109	8.4
9. Chuck Clark-VT	13	65	42	107	8.2
Keith Kelsey-UL	13	57	50	107	8.2

SACKS	G	Solo	Ast.	Total	PG
1. Shaq Lawson-CU	15	12	1	12.5	0.83
2. Kevin Dodd-CU	15	11	2	12.0	0.80
3. Ejuan Price-UP	13	10	3	11.5	0.88
4. Devonte Fields-UL	13	10	2	11.0	0.85
5. DeMarcus Walker-FS	13	8	5	10.5	0.81
Mike Rose-ST	13	10	1	10.5	0.81
7. Trevon Young-UL	12	7	1	7.5	0.62
Micah Kiser-VA	12	6	3	7.5	0.62
9. Ron Thompson-SU	12	7	0	7.0	0.58
Mike Moore-VA	12	5	4	7.0	0.58

TACKLES FOR LOSS	G	Solo	Ast.	Total	PG
1. Shaq Lawson-CU	15	22	7	25.5	1.70
2. Kevin Dodd-CU	15	21	5	23.5	1.57
3. Devonte Fields-UL	13	18	9	22.5	1.73
4. ▶Jeremy Cash-DU	12	15	6	18.0	1.50
Ejuan Price-UP	13	16	7	19.5	1.50
6. Matt Milano-BC	12	16	3	17.5	1.46
7. Steven Daniels-BC	12	14	4	16.0	1.33
8. Harold Landry-BC	12	1	15	15.5	1.29
9. DeMarcus Walker-FS	13	13	5	15.5	1.19
10. Mike Rose-ST	13	13	4	15.0	1.15



# 2015 Departed Lettermen

## Terrence Alls

#86 • WR • 6-1 • 180

Miami Gardens, Fla. (Dade Christian)

Lettered one season (2014) ... reserve wide receiver in 2015 before dismissal from program on November 17, 2015 ... appeared in four games during 2015 campaign following a six-game suspension to open the year and caught six passes for 56 yards ... in 17 career games, recorded eight receptions for 70 yards.

### Alls' Receiving Statistics

Year	Rec.	Yards	Avg.	TD
2014	2	14	7.00	0
2015	6	56	9.33	0
Total	8	70	8.75	0

## Johnell Barnes

#4 • WR • 6-0 • 170

Lehigh Acres, Fla. (Dunbar)

Lettered two seasons (2013-14) ... starting wide receiver in 2015 before dismissal from program on November 17, 2015 ... in 35 career games, caught 72 passes for 865 yards and three TDs, returned 15 kickoffs for 355 yards and returned one punt for five yards ... had 18 career games with 2+ pass receptions, including a career-high 11 catches at Tulane in 2015 ... totaled 30+ receiving yards in 10 career games with a career-high 109 at Tulane in 2015 ... ACC Receiver of the Week following 11-catch, 109-yard, 1-TD outing against Tulane in 2015 ... enrolled at Kentucky Wesleyan College to complete athletic eligibility.

### Barnes' Receiving Statistics

Year	Rec.	Yards	Avg.	TD
2013	15	217	14.47	0
2014	23	237	10.30	1
2015	34	411	12.09	2
Total	72	865	12.01	3

## Johnndre Bennett

#14 • WR • 5-11 • 200

Pearcy, Ark. (Lake Hamilton)

Lettered one season (2015) as a wide receiver ... played in nine career games ... graduated in May, 2016 with a degree in political science.

## Kelby Brown

#59 • LB • 6-2 • 225

Matthews, N.C. (Charlotte Christian)

Lettered four seasons (2010-11, 13, 15) ... Freshman All-America selection by *Phil Steele* (4th team) and *College Football News* (Honorable Mention) in 2010 ... finished third in the balloting for ACC Defensive Rookie of the Year by the Atlantic Coast Sports Media Association ... first team All-ACC pick in 2013 by the *Atlantic Coast Sports Media Association* and a second team choice by the league's head coaches ... three-time ACC Linebacker of the Week honoree following outings against Virginia Tech (2013), N.C. State (2013) and Miami (2013) ... *Walter Camp Foundation* National Defensive Player of the Week following win over Virginia Tech in 2013 ... team captain in 2014 ... Allstate AFCA Good Works Team selection in 2015 ... Capital One Academic All-District III pick in 2013 ... three-time Academic All-ACC honoree (2010-11-13) ... served as a student assistant coach in 2015 after suffering a career-ending knee injury ... granted a sixth year of eligibility by the NCAA on November 10, 2014, but sustained career-ending injury during the summer of 2015 ... in 32 games (29 starts), recorded 242 total tackles, 23.5 TFL, 4.0 sacks, two INTs, 15 QB pressures, four fumble recoveries, three caused fumbles and five PBUs ... on the field for 1,888 snaps ... underwent two surgeries on right knee (2010 & 2012) and two surgeries on left knee (2014 & 2015) during playing career ... registered 10+ tackles in nine career games ... graduated in June, 2014 with a degree in evolutionary anthropology ... in December, 2015, earned master's degree in Christian studies.

### Kelby Brown's Defensive Statistics

Year	UT	AT	TT	TFL	QBH
2010	20	43	63	5.5	5
2011	31	34	65	7.0	2
2012	—	DNP	—	—	—
2013	57	57	114	11.0	8
2014	—	DNP	—	—	—
2015	—	DNP	—	—	—
Total	108	134	242	23.5	15

## Kyler Brown

#56 • DE • 6-4 • 235

Matthews, N.C. (Charlotte Christian)

Lettered four seasons (2012-13-14-15) ... two-time Academic All-ACC honoree (2012-13) ... in 47 career games (10 starts), registered 135 career tackles, 7.5 TFL, 2.0 quarterback sacks, five PBUs, two caused fumbles and one blocked kick ... played 1,908 snaps ... had 3+ tackles in 24 games including a career-high 14 stops against Georgia Tech in 2012 ... as a freshman, returned an INT 98 yards for a defensive PAT against FIU ... graduated in December, 2015 with degrees in computer science and visual arts.

### Kyler Brown's Defensive Statistics

Year	UT	AT	TT	TFL	QBH
2011	—	DNP	—	—	—
2012	22	29	51	1.5	1
2013	10	12	22	2.0	2
2014	9	15	24	2.0	4
2015	13	25	38	2.0	0
Total	54	81	135	7.5	7

## Jeremy Cash

#16 • S • 6-2 • 210

Miami, Fla. (Plantation)

Lettered three seasons (2013-14-15) ... three-time All-America (2nd team in 2013; 2nd team in 2014; unanimous 1st team in 2015) ... became the first Blue Devil to receive first, second or third team All-America honors in three seasons ... second team All-America pick by *USA Today* in 2013 and a second team honoree by the *Walter Camp Foundation* and *Football Writers Association of America* in 2014 ... recipient of the ACC's Jim Tatum Award as the top senior football student-athlete in 2015 ... ACC Defensive Player of the Year choice by both the league's head coaches and *Atlantic Coast Sports Media Association* in 2015 ... became Duke's first ACC Defensive Player of the Year in program history ... became the first ACC student-athlete to receive a major on-field award and the Tatum Award in the same season ... as a senior, was a finalist for the Nagurski Trophy, Thorpe Award and Lott IMPACT Trophy ... three-time All-ACC selection (1st team in 2013; 2nd team in 2014; 1st team in 2015) ... Academic All-ACC honoree in 2014 ... served as team captain as a junior and senior ... became the 16th player in Duke history to reach the 300-tackle barrier (333) ... set school record with nine career caused fumbles ... in 2011, played in five games while recording three tackles as a true freshman at Ohio State before transferring to Duke, enrolling in January, 2012 ... sat out the 2012 season due to NCAA transfer regulations ... in 39 games (38 starts) at Duke, registered 333 total tackles, 38.0 TFL, 8.0 quarterback sacks, six INTs, 15 PBUs, nine caused fumbles, three fumble recoveries and 15 QB pressures ... played 3,031 snaps at Duke ... reached double digits in tackles in 15 career games including a personal-high 14 stops against both Georgia Tech (2013) and Troy (2013) ... booked 5+ tackles in 37 career games ... graduated in May, 2015 with a degree in psychology ... represented Duke in the Reese's Senior Bowl on January 30, 2016, in Mobile, Ala. ... participated in the NFL Scouting Combine February 23-29, 2016, in Indianapolis, Ind. ... signed free agent contract with the NFL's Charlotte Panthers in May, 2016.

### Cash's Defensive Statistics

Year	UT	AT	TT	TFL	INT
2012	—	DNP	—	—	—
2013	64	57	121	9.5	4
2014	68	43	111	10.5	2
2015	57	44	101	18.0	0
Total	189	144	333	38.0	6

## Jamie Cockey

#32 • CB • 5-8 • 175

Montclair, N.J. (Montclair Kimberley)

Lettered one season (2015) ... played in four career games ... received the Micah Harris Trinity Teammate Award, an honor presented annually to the member of the Duke football program who displays the highest teammate qualities such as inspiration, unselfishness and commitment to the team in 2015 ... graduated in May, 2016 with a degree in biology and minor in chemistry.

## Braxton Deaver

#89 • TE • 6-5 • 245

Charlotte, N.C. (Providence)

Lettered three seasons (2011, 13, 15) ... Academic All-ACC selection in 2011 ... received a sixth year of eligibility from the NCAA on November 10, 2014 ... in 38 career games (19 starts) recorded 75 pass receptions for 890 yards and six TDs ... played 1,880 career snaps ... six scores matched the sixth-highest total in a career by a Duke TE ... missed the 2012 and 2014 campaign due to injuries ... logged 2+ catches in 23 games including a career-high seven against North Carolina in 2013 ... had 35+ receiving yards in eight games including a career-high 116 against Texas A&M in the 2013 Chick-fil-A Bowl ... had a career-high two TD receptions against Virginia in 2013, helping Duke to a comeback 35-22 victory after trailing 22-7 at the half ... graduated in May, 2015 with a degree in sociology ... signed free agent contract with the NFL's Charlotte Panthers in May, 2016.

### Deaver's Receiving Statistics

Year	Rec.	Yards	Avg.	TD
2011	8	107	13.38	0
2012	—	DNP	—	—
2013	46	600	13.04	4
2014	—	DNP	—	—
2015	21	183	8.71	2
Total	75	890	11.87	6

## T.J. Douglas

#11 • CB • 6-1 • 185

Fort Myers, Fla. (Fort Myers)

Lettered one season (2014) ... reserve cornerback before dismissal from program on September 27, 2015 ... in 12 career games, recorded one tackle ... enrolled at Davenport University to complete athletic eligibility.

### Douglas' Defensive Statistics

Year	UT	AT	TT	TFL	INT
2013	—	DNP	—	—	—
2014	0	1	1	0.0-0	0
2015	—	DNP	—	—	—
Total	0	1	1	0.0-0	0

## Evrett Edwards

#2 • S • 5-11 • 190

Woodbridge, Va. (Woodbridge)

Lettered two seasons (2014-15) ... in 25 games, recorded 26 tackles, one INT, one QB pressure and two PBUs ... on the field for 495 career snaps ... had 2+ tackles in five games including a career-high seven stops at Pittsburgh in 2014 ... lone career INT came versus Kansas in 2014 ... graduated in May, 2016 with a degree in international comparative studies and minor in cultural anthropology ... enrolled at Iowa State to complete athletic eligibility.

### Edwards' Defensive Statistics

Year	UT	AT	TT	TFL	INT
2013	—	DNP	—	—	—
2014	7	13	20	0.0	1
2015	3	3	6	0.0	0
Total	10	16	26	0.0	1

## Britton Grier

#22 • DE • 6-1 • 245

Charlotte, N.C. (West Charlotte)

Lettered four seasons (2011-12, 14-15) ... played in 46 career games (5 starts), recording 22 career tackles, 2.0 tackles for loss, one caused fumble and two QB pressures ... on the field for 859 career snaps ... graduated in December, 2015 with degrees in cultural anthropology and African/African/American studies.

### Grier's Defensive Statistics

Year	UT	AT	TT	TFL	QBH
2011	0	1	1	0.0	0
2012	1	1	2	0.0	0
2013	—	DNP	—	—	—
2014	2	4	6	0.0	1
2015	7	6	13	2.0	1
Total	10	12	22	2.0	2

## Blair Holliday

#8 • WR • 6-3 • 205

Sherman Oaks, Calif. (Oaks Christian)

Lettered three seasons (2011, 14, 15) ... in 10 games, caught three passes for 30 yards ... suffered career-ending traumatic brain injury in a personal watercraft accident on July 4, 2012, on Lake Tillery near Charlotte, N.C. ... served as a student assistant coach in 2014-15 ... received the 2015 Wilma Rudolph Student-Athlete Achievement Award by the National Association of Academic Advisors for Athletics ... graduated in December, 2015 with a degree in psychology and certificate in markets and management.

### Holliday's Receiving Statistics

Year	Rec.	Yards	Avg.	TD
2011	3	30	10.00	0
Total	3	30	10.00	0

## Chris Holmes

#32 • LB • 6-2 • 215

Fredericksburg, Va. (Chancellor)

Lettered one season (2014) ... in 19 career games, posted 34 total tackles ... dismissed from the program on November 17, 2015.

### Holmes' Defensive Statistics

Year	UT	AT	TT	TFL	INT
2013	—	DNP	—	—	—
2014	12	18	30	2.5	0
2015	4	0	4	1.0	0
Total	16	18	34	3.5	0

## Michael Mann

#58 • DE • 6-4 • 235

Castle Rock, Colo. (Valor Christian)

Lettered two seasons (2014-15) ... played in three games ... suffered a career-ending shoulder injury prior to the 2015 season ... served as undergraduate assistant coach in 2015 ... graduated in May, 2016 with a degree in visual and media studies, minor in religion and certificate in markets and management.

## Ross Martin

#35 • K • 5-10 • 185

Solon, Ohio (Walsh Jesuit)

Lettered four seasons (2012-13-14-15) ... three-time All-America selection by *Sports Illustrated* (2013-14-15) ... four-time All-ACC pick (HM in 2012; HM in 2013; 3rd team in 2014; 2nd team in 2015) ... four-time Academic All-ACC choice (2012-13-14-15) ... second team CoSIDA Academic All-America pick in 2015 ... in 53 career games (53 starts), converted 78-of-93 (.839) career field goals and 196-of-197 (.995) PATs for 430 points ... set Duke career records for field goals made (78), field goals attempted (93), field goal percentage (.839), field goals of 50+ yards made (8), PATs made (196), consecutive PATs made (152) and

total points (430) ... established Duke single-season records for field goals made (26 in 2015), field goals attempted (30 in 2015), points (120 in 2015) and field goals of 50+ yards made (4 in 2015) ... finished career owning the three highest single-season point totals in Duke history (120 in 2015; 107 in 2014; 106 in 2012) ... on the ACC's all-time charts, closed career ranking second in points, third in field goals and fifth in PATs ... concluded career as one of just three players in ACC history with 400+ points ... scored at least one point in all 53 career games ... closed career owning three of Duke's top five streaks for consecutive field goals made (13 in 2012; 15 in 2013-14; 15 in 2015) ... recorded 16 games with 10+ points, including a career-best 15 versus North Carolina in 2012 ... made a career-best four versus North Carolina in 2012 ... helped Duke to a New Era Pinstripe Bowl victory over Indiana in 2015 with 14 points and a Duke bowl game record three made field goals ... hit the game-tying extra point with 41 seconds remaining in regulation and drilled the game-winning 36-yard field goal in the first overtime session ... semifinalist for the Wuerffel Trophy in 2015 ... represented Duke in the Reese's Senior Bowl on January 30, 2016, in Mobile, Ala. ... signed free agent contract with the NFL's New York Jets in May, 2016 ... graduated in May, 2016 with a degree in psychology and certificate in markets and management.

#### Martin's Kicking Statistics

Year	FG	Lg	PAT	PTS
2012	20-23	52	46-47	106
2013	13-19	53	58-58	97
2014	19-21	49	50-50	107
2015	26-30	53	42-42	120
Total	78-93	53	196-197	430

## Max McCaffrey

#87 • WR • 6-2 • 200  
Castle Rock, Colo. (Valor Christian)

Lettered four seasons (2012-13-14-15) ... two-time Academic All-ACC honoree (2013-15) ... in 53 career games (38 starts), registered 117 receptions for 1,341 yards (11.46) and 12 TDs ... on the field for a total of 2,754 career snaps ... finished with 2+ receptions in 29 games including a career-high nine catches against Miami in 2015 ... posted a career-best 94 receiving yards at Virginia Tech in 2015 ... became the 18th player in Duke history to reach the 100-catch plateau ... recorded two TD grabs against Kansas (2014), Virginia Tech (2015) and Wake Forest (2015) ... signed free agent contract with the NFL's Oakland Raiders in May, 2016 ... graduated in May, 2016 with a degree in psychology with a certificate in markets and management.

#### McCaffrey's Receiving Statistics

Year	Rec.	Yards	Avg.	TD
2012	2	31	15.50	0
2013	26	282	10.85	4
2014	37	385	10.41	3
2015	52	643	12.37	5
Total	117	1,341	11.46	12

## Hud Mellencamp

#17 • WR • 5-11 • 165  
Bloomington, Ind. (Home)

Lettered one season (2015) ... made the transition from cornerback to wide receiver prior to the 2014 season ... played in three career games ... graduated in May, 2016 with a degree in history.

## Will Monday

#41 • P • 6-4 • 210  
Flowery Branch, Ga. (Flowery Branch)

Lettered four seasons (2012-13-14-15) ... honorable mention All-America selection by *Sports Illustrated* in 2014 ... four-time All-ACC pick (1st team in 2012; 2nd team in 2013; 3rd team in 2014; 3rd team in 2015) ... four-time Academic All-ACC (2012-13-14-15) ... in 53 career games (53 starts), punted 260 times for 11,299 yards (46.46) ... downed 88 punts inside the opponent 20-yard line against 33 touchbacks ... ended career with highest punting average in Duke history ... capped career ranking seventh in ACC history in punting yardage and 10th in punting average ... finished

career owning three of the top eight punting average marks (44.64 in 2012 [4th]; 43.48 in 2015 [6th]; 43.00 in 2014 [8th]) ... posted the longest punt in Duke bowl game history with a 79-yard kick versus Cincinnati in the 2012 Belk Bowl ... graduated in December, 2015 with a degree in sociology and certificate in markets and management ... represented Duke in the East-West Shrine Game on January 23, 2016, in St. Petersburg, Fla., and participated in the NFL Scouting Combine February 23-29, 2016, in Indianapolis, Ind. ... signed free agent contract with the NFL's Pittsburgh Steelers in May, 2016.

#### Monday's Punting Statistics

Year	Punts	Yards	Avg.	I20	FC
2011	— DNP —				
2012	67	2,991	44.64	19	11
2013	69	2,945	42.68	21	10
2014	59	2,537	43.00	17	20
2015	65	2,826	43.48	31	20
Total	260	11,299	46.46	88	61

## Dwayne Norman

#40 • LB • 6-1 • 215  
Jacksonville, Fla. (University Christian)

Lettered four seasons (2012-13-14-15) ... earned first three letters at safety before shifting to linebacker for final campaign ... second team All-ACC pick by the league's head coaches in 2015 ... recipient of the Vincent Rey Award as Duke's most outstanding linebacker in 2015 ... Academic All-ACC selection in 2012 ... in 49 career games (25 starts), posted 240 tackles, 13.0 TFL, 4.0 quarterback sacks, one INT, seven PBUs, five QB pressures, four caused fumbles and two fumble recoveries ... on the field for 2,290 career snaps ... led Duke in tackles (114) while finishing sixth in the ACC in tackles per game (8.77) in 2015 ... lone career INT came in the 2015 New Era Pinstripe Bowl ... registered seven double digit tackle efforts, including five as a senior ... booked a career-high 13 tackles against Florida State in 2012 ... graduated in December, 2015 with a degree in philosophy and certificate in markets and management ... represented Duke at the January 17, 2016, Tropic Bowl in North Miami Beach, Fla. ... signed free agent contract with the NFL's Denver Broncos in May, 2016.

#### Norman's Defensive Statistics

Year	UT	AT	TT	TFL	INT
2012	32	28	60	0.5	0
2013	31	12	43	1.0	0
2014	12	11	23	3.0	0
2015	63	51	114	8.5	1
Total	138	102	240	13.0	1

## Lucas Patrick

#67 • OG • 6-4 • 305  
Brentwood, Tenn. (Brentwood)

Lettered four seasons (2012-13-14-15) ... honorable mention All-ACC selection in 2015 ... *ESPN* All-Bowl Team pick following New Era Pinstripe Bowl in 2015 ... played in 44 career games (26 starts), starting the final 21 consecutive contests at left guard ... on the field for 2,211 career snaps ... first career start came in the 2013 Chick-fil-A Bowl against Texas A&M ... as a senior, helped Duke rank fifth in the ACC in passing offense, rushing offense and scoring offense ... graduated in December, 2015 with a degree in history and minor in education ... represented Duke at the January 17, 2016, Tropic Bowl in North Miami Beach, Fla. ... attended rookie mini camp of the NFL's Green Bay Packers in May, 2016.

## Shaquille Powell

#28 • RB • 5-10 • 205  
Las Vegas, Nev. (Bishop Gorman)

Lettered four seasons (2012-13-14-15) ... three-time Academic All-ACC honoree (2013-14-15) ... recipient of the Bob Pascal Award as Duke's most outstanding offensive back in 2015 ... in 52 career (22 starts), rushed 369 times for 1,597 yards and seven TDs, caught 62 passes for 460 yards and four TDs ... returned seven kickoff for 131 yards ... amassed 2,188 all-purpose yards ... on the field for 1,782 total snaps ... became the 19th player in Duke history to reach the 1,500-yard

rushing plateau ... set Duke bowl game record for rushing attempts with 29 carries versus Arizona State in the 2014 Hyundai Sun Bowl ... gained a career-high 117 rushing yards versus Arizona State in 2014 in the Hyundai Sun Bowl ... scored a career-high three TDs against No. 20 Georgia Tech in 2015 as the Blue Devils recorded a 34-20 win ... hauled in a career-high seven receptions against Northwestern in 2015 ... lost one fumble in 418 career touches ... graduated in December, 2015 with a degree in psychology while minoring in evolutionary anthropology ... attended rookie mini camp of the NFL's New England Patriots in May, 2016.

#### Powell's Rushing Statistics

Year	Att.	Yards	Avg.	TD
2012	28	93	3.32	0
2013	62	344	5.55	2
2014	134	618	4.61	2
2015	125	542	4.34	3
Total	349	1,597	4.58	7

#### Powell's Receiving Statistics

Year	Rec.	Yards	Avg.	TD
2012	1	4	4.00	0
2013	8	90	11.25	1
2014	18	154	8.56	1
2015	35	212	6.06	2
Total	62	460	7.42	4

## Keilin Rayner

#46 • DT • 6-3 • 260  
Leland, N.C. (North Brunswick)

Lettered two seasons (2014-15) ... played in 15 career games ... on the field for 100 career snaps ... booked seven career tackles ... graduated in May, 2016 with a degree in evolutionary anthropology and minor in theater studies.

#### Rayner's Defensive Statistics

Year	UT	AT	TT	TFL	QBP
2012	— DNP —				
2013	1	1	2	0.0	0
2014	0	5	5	0.0	2
2015	0	0	0	0.0	0
Total	1	6	7	0.0	2

## David Reeves

#80 • TE • 6-5 • 255  
Greensboro, Ala. (Greensboro Public West)

Lettered four seasons (2012-13-14-15) ... Academic All-ACC pick (2013-14) ... in 53 career games (35 starts), totaled 47 pass receptions for 367 yards and seven TDs ... on the field for 2,423 snaps ... became the first player in Duke history with TD receptions in multiple bowl games (2012 Belk and 2013 Chick-fil-A) ... had 2+ catches in 13 games, including a career-high three versus Georgia Tech (2012), Elon (2014) and Army West Point (2015) ... registered a career-high 32 receiving yards at Army West Point in 2015 ... graduated in May, 2015 with a degree in sociology, minor in visual arts and certificate in markets and management ... signed free agent contract with the NFL's Pittsburgh Steelers in May, 2016.

#### Reeves' Receiving Statistics

Year	Rec.	Yards	Avg.	TD
2011	— DNP —			
2012	18	122	6.78	3
2013	3	38	12.67	1
2014	13	103	7.92	3
2015	13	104	8.00	0
Total	47	367	7.81	7

## Cody Robinson

#65 • OG • 6-3 • 300  
#6 Minnville, Tenn. (Warren County)

Lettered three seasons (2013-14-15) ... played in 34 career games (1 start) ... lone career start came against Tulane in 2014 ... on the field for 551 snaps ... missed the majority of the 2015 season recovering from a back injury ... returned for the North Carolina game and played 10 snaps before reinjuring back, ending playing career ... served as a student assistant coach for the final four games of 2015 ... helped Duke

to consecutive seasons of 20+ rushing and passing touchdowns in 2013 and 2014 ... graduated in May, 2015 with a degree in sociology, minor in education and certificate in markets and management ... in May, 2016, received master's degree in Christian studies.

## Matt Skura

#62 • C • 6-4 • 305  
Columbus, Ohio (Worthington Kilbourne)

Lettered four seasons (2012-13-14-15) ... All-America pick in 2015 (2nd team by *USA Today*, 4th team by *Phil Steele* & honorable mention by *Sports Illustrated*) ... two-time All-ACC selection (3rd in team in 2014; 1st team in 2015) ... *ESPN* All-Bowl Team honoree following New Era Pinstripe Bowl in 2015 ... as a senior, served as team captain and finished tied for second in the balloting for the ACC's Jacobs Blocking Trophy ... in 50 career games (40 consecutive starts to end career), played 3,058 total snaps ... in final campaign, helped Duke average 439.38 total yards, marking the third highest mark in program history and the most since 459.92 yards per game in 1989 ... aided an offense that scored 31.54 points per game, tied with the 2012 team for the fifth highest average in program history ... graduated in December, 2015 with a degree in psychology and certificate in human development ... participated in the NFL Scouting Combine February 23-29, 2016, in Indianapolis, Ind. ... signed free agent contract with the NFL's Baltimore Ravens in May, 2016 ... on July 9, 2016, married the former Emma Ellis of Columbus, Ohio, in the Duke Chapel.

## Eamonn Vain-Callahan

#18 • RB • 5-9 • 195  
Severna Park, Md. (Severn)

Lettered one season (2015) ... played in seven career games.

## Deion Williams

#48 • DE • 6-0 • 230  
Long Beach, Calif. (Lutheran)

Lettered four seasons (2012-13-14-15) ... Academic All-ACC pick in 2013 ... in 53 career games (8 starts), recorded 67 tackles, 4.0 TFL, four QB pressures and one fumble recovery ... on the field for 1,465 career snaps ... played first three seasons at linebacker before transitioning to defensive line for the 2015 campaign ... performed the National Anthem with three other student-athletes at the 2015 NCAA Men's Basketball Final Four in Indianapolis, Ind. ... graduated in May, 2016 with degrees in philosophy and African/African American studies.

#### Williams' Defensive Statistics

Year	UT	AT	TT	TFL	CF/R
2012	1	3	4	0.0	0/0
2013	5	12	17	0.5	0/0
2014	3	5	8	0.0	0/0
2015	16	22	38	3.5	0/1
Total	25	42	67	4.0	0/1

## Carlos Wray

#98 • DT • 6-2 • 290  
Shelby, N.C. (Shelby)

Lettered four seasons (2012-13-14-15) ... in 49 career games (25 starts), recorded 120 tackles, 7.0 TFL, 3.5 quarterback sacks, 11 QB pressures, three PBUs and one fumble recovery ... on the field for 1,913 snaps ... had a career-high eight stops against Indiana in the 2015 New Era Pinstripe Bowl ... signed free agent contract with the NFL's San Diego Chargers in May, 2016 ... graduated in May, 2016 with a degree in sociology and certificate in markets and management.

#### Wray's Defensive Statistics

Year	UT	AT	TT	TFL	QBH
2012	0	3	3	0.0	0
2013	16	15	31	0.5	4
2014	12	27	39	2.0	3
2015	19	28	47	4.5	4
Total	47	73	120	7.0	11





***HISTORY***



## ANNUAL LEDGER

Year	Coach	Record	*Conf.	\$Finish	#AP	Pts.	Opp.
1888	Dr. John F. Crowell	2-1	—	—	—	41	49
1889	Dr. John F. Crowell	2-0	—	—	—	9	4
1890	—	0-1	—	—	—	4	10
1891	—	3-0	—	—	—	122	4
1892	—	1-3	—	—	—	38	108
1893	—	3-1	—	—	—	88	40
1894	—	0-1	—	—	—	0	28
1895-1919 — NO TEAM							
1920	Floyd J. Egan	4-0-1	—	—	—	53	20
1921	James Baldwin	6-1-2	—	—	—	147	32
1922	Herman Steiner	7-2-1	—	—	—	156	57
1923	S.M. Alexander	5-4	—	—	—	205	104
1924	Howard Jones	4-5	—	—	—	129	99
1925	Pat Herron	4-5	—	—	—	58	142
1926	James DeHart	3-6	—	—	—	124	106
1927	James DeHart	4-5	—	—	—	215	117
1928	James DeHart	5-5	—	—	—	155	117
1929	James DeHart	4-6	—	—	—	153	260
1930	James DeHart	8-1-2	4-1-1	4th	—	147	48
1931	Wallace Wade	5-3-2	3-3-1	8th	—	74	46
1932	Wallace Wade	7-3	5-3	9th	—	153	40
1933	Wallace Wade	9-1	4-0	1st	—	181	42
1934	Wallace Wade	7-2	3-1	13rd	—	185	40
1935	Wallace Wade	8-2	5-0	1st	—	214	45
1936	Wallace Wade	9-1	7-0	1st	11	208	28
1937	Wallace Wade	7-2-1	5-1	4th	20	228	56
1938	Wallace Wade	9-1	5-0	1st	3	117	7
1939	Wallace Wade	8-1	5-0	1st	8	183	42
1940	Wallace Wade	7-2	4-1	2nd	18	203	52
1941	Wallace Wade	9-1	5-0	1st	2	327	68
1942	Eddie Cameron	5-4-1	3-1-1	5th	—	211	98
1943	Eddie Cameron	8-1	4-0	1st	7	335	34
1944	Eddie Cameron	6-4	4-0	1st	11	230	118
1945	Eddie Cameron	6-2	4-0	1st	13	229	114
1946	Wallace Wade	4-5	3-2	5th	—	134	86
1947	Wallace Wade	4-3-2	3-1-1	4th	19	79	90
1948	Wallace Wade	4-3-2	3-2-1	7th	—	144	92
1949	Wallace Wade <sup>SOCON</sup>	6-3	4-2	4th	—	260	117
1950	Wallace Wade	7-3	5-2	6th	—	202	108
1951	Bill Murray	5-4-1	4-2	6th	—	201	157
1952	Bill Murray <sup>SOCON</sup>	8-2	5-0	1st	16	227	72
1953	Bill Murray	7-2-1	4-0	11st	18	217	81
1954	Bill Murray <sup>ACC</sup>	8-2-1	4-0	1st	14	270	161
1955	Bill Murray	7-2-1	4-0	11st	—	196	95
1956	Bill Murray	5-4-1	4-1	2nd	—	184	100
1957	Bill Murray	6-3-2	5-1-1	2nd	16	182	135
1958	Bill Murray	5-5	3-2	3rd	—	128	131
1959	Bill Murray	4-6	2-3	6th	—	104	159
1960	Bill Murray <sup>ACC</sup>	8-3	5-1	1st	10	173	114
1961	Bill Murray	7-3	5-1	1st	20	183	106
1962	Bill Murray <sup>ACC</sup>	8-2	6-0	1st	—	199	105
1963	Bill Murray	5-4-1	5-2	3rd	—	230	198
1964	Bill Murray	4-5-1	3-2-1	2nd	—	148	135
1965	Bill Murray	6-4	4-2	^3rd	—	216	157
1966	Tom Harp	5-5	2-3	6th	—	164	237
1967	Tom Harp	4-6	2-4	6th	—	143	153
1968	Tom Harp	4-6	3-4	5th	—	214	287
1969	Tom Harp	3-6-1	3-3-1	3rd	—	161	224
1970	Tom Harp	6-5	5-2	2nd	—	229	252
1971	Mike McGee	6-5	2-3	3rd	—	170	149
1972	Mike McGee	5-6	3-3	4th	—	132	156
1973	Mike McGee	2-8-1	1-4-1	5th	—	132	204
1974	Mike McGee	6-5	2-4	5th	—	201	208
1975	Mike McGee	4-5-2	3-0-2	2nd	—	197	212
1976	Mike McGee	5-5-1	2-3-1	4th	—	234	245
1977	Mike McGee	5-6	2-4	5th	—	231	221

Year	Coach	Record	*Conf.	\$Finish	#AP	Pts.	Opp.
1978	Mike McGee	4-7	2-4	5th	—	108	247
1979	Shirley "Red" Wilson	2-8-1	0-6	7th	—	152	264
1980	Shirley "Red" Wilson	2-9	1-5	7th	—	214	296
1981	Shirley "Red" Wilson	6-5	3-3	4th	—	221	243
1982	Shirley "Red" Wilson	6-5	3-3	13rd	—	307	290
1983	Steve Sloan	3-8	3-3	4th	—	246	350
1984	Steve Sloan	2-9	1-5	6th	—	128	301
1985	Steve Sloan	4-7	2-5	16th	—	193	252
1986	Steve Sloan	4-7	2-5	6th	—	200	284
1987	Steve Spurrier	5-6	2-5	7th	—	301	243
1988	Steve Spurrier <sup>ACC</sup>	7-3-1	3-3-1	6th	—	324	324
1989	Steve Spurrier <sup>ACC</sup>	8-4	6-1	11st	—	377	335
1990	Barry Wilson	4-7	1-6	7th	—	240	295
1991	Barry Wilson	4-6-1	1-6	17th	—	231	280
1992	Barry Wilson	2-9	0-8	9th	—	265	343
1993	Barry Wilson	3-8	2-6	7th	—	214	349
1994	Fred Goldsmith <sup>ACC</sup>	8-4	5-3	13rd	—	380	281
1995	Fred Goldsmith	3-8	1-7	8th	—	282	386
1996	Fred Goldsmith	0-11	0-8	9th	—	162	379
1997	Fred Goldsmith	2-9	0-8	9th	—	223	341
1998	Fred Goldsmith	4-7	2-6	16th	—	229	319
1999	Carl Franks	3-8	3-5	16th	—	217	363
2000	Carl Franks	0-11	0-8	9th	—	155	430
2001	Carl Franks	0-11	0-8	9th	—	212	491
2002	Carl Franks	2-10	0-8	9th	—	227	353
2003+	Carl Franks	4-8	2-6	8th	—	211	343
2004	Ted Roof	2-9	1-7	110th	—	183	322
2005	Ted Roof	1-10	0-8	6th	—	177	408
2006	Ted Roof	0-12	0-8	6th	—	179	406
2007	Ted Roof	1-11	0-8	6th	—	215	398
2008	David Cutcliffe	4-8	1-7	6th	—	241	281
2009	David Cutcliffe	5-7	3-5	5th	—	302	340
2010	David Cutcliffe	3-9	1-7	15th	—	303	425
2011	David Cutcliffe	3-9	1-7	6th	—	270	374
2012	David Cutcliffe <sup>ACC</sup>	6-7	3-5	5th	—	410	468
2013	David Cutcliffe <sup>ACC</sup>	10-4	6-2	1st	23	459	373
2014	David Cutcliffe	9-4	5-3	2nd	—	421	283
2015	David Cutcliffe	8-5	4-4	4th	—	410	330
<b>Totals</b>		<b>492-503-31</b>	<b>*251-286-13</b>	<b>—</b>	<b>—</b>	<b>20,396</b>	<b>19,912</b>

\*Southern Conference (1930-52); Atlantic Coast Conference (1953-present)

\$The ACC went to divisional play in 2005; Duke is a member of the Coastal Division

#Associated Press final national ranking

\*Duke & South Carolina finished the 1965 season tied atop the league standings with identical 4-2 records, but the Gamecocks were required to forfeit its victories (ineligible players) and N.C. State & Clemson were declared co-champions with matching 5-2 records

+Ted Roof served as interim head coach for the final 5 games (2-3)

\*Southern Conference record: 97-22-5; Atlantic Coast Conference record: 154-264-8

<sup>SOCON</sup>Southern Conference Coach of the Year <sup>ACC</sup>Atlantic Coast Conference Coach of the Year

## ALL-TIME COACHING LEDGER

Coach	Years	Seasons	Record	Pct.
Dr. John Crowell	1888-89	2	4-1-0	.800
No Coach	1890-94	5	7-6-0	.539
Floyd J. Egan	1920	1	4-0-1	.900
James Baldwin	1921	1	6-1-2	.778
Herman Steiner	1922	1	7-2-1	.750
S.M. Alexander	1923	1	5-4-0	.556
Howard Jones	1924	1	4-5-0	.444
Pat Herron	1925	1	4-5-0	.444
James DeHart	1926-30	5	24-23-2	.510
Wallace Wade	1931-41; 1946-50	16	110-36-7	.742
Eddie Cameron	1942-45	4	25-11-1	.689
Bill Murray	1951-65	15	93-51-9	.637
Tom Harp	1966-70	5	22-28-1	.441
Mike McGee	1971-78	8	37-47-4	.443
Shirley "Red" Wilson	1979-82	4	16-27-1	.375
Steve Sloan	1983-86	4	13-31-0	.295
Steve Spurrier	1987-89	3	20-13-1	.603
Barry Wilson	1990-93	4	13-30-1	.307
Fred Goldsmith	1994-98	5	17-39-0	.304
Carl Franks	1999-03	4+	7-45-0	.135
Ted Roof	2003-07	4+	6-45-0	.118
David Cutcliffe	2008-present	8	48-53-0	.475
<b>103 seasons</b>		<b>—</b>	<b>492-503-31</b>	<b>.495</b>

ALL-TIME RESULTS

1888-89

Overall Record: 2-1  
Head Coach: Dr. John Crowell  
Captain: W.A. Johnston

N 27	North Carolina	N <sup>1</sup>	W	16-0	600
M 8	North Carolina	N <sup>1</sup>	W	25-17	700
M 29	Wake Forest	N <sup>1</sup>	L	0-32	

1889

Overall Record: 2-0  
Head Coach: Dr. John Crowell  
Captain: S.J. Durham

	North Carolina	H	W	1-0	Forfeit
N 27	Wake Forest	A	W	8-4	

1890

Overall Record: 0-1  
Head Coach: None  
Captain: Robert L. Durham

N 29	Virginia	N <sup>2</sup>	L	4-10	
------	----------	----------------	---	------	--

1891

Overall Record: 3-0  
Head Coach: None  
Captain: Tom Daniels

N 14	Furman	N <sup>3</sup>	W	96-0	
N 20	North Carolina	A	W	6-4	
N 28	Virginia	N <sup>2</sup>	W	20-0	

1892

Overall Record: 1-3  
Head Coach: None  
Captain: W.W. Flowers

N 12	North Carolina	A	L	0-24	
	VMI	A	L	0-32	
N 22	Auburn	A	W	34-6	
N 24	Virginia	N <sup>4</sup>	L	4-46	

1893

Overall Record: 3-1  
Head Coach: None  
Captain: Alphonso Avery, Jr.

O 18	Wake Forest	N <sup>1</sup>	W	12-6	
O 28	North Carolina	H	W	6-4	
N 4	Tennessee	H	W	70-0	
N 11	Virginia	N <sup>5</sup>	L	0-30	

1894

Overall Record: 0-1  
Head Coach: None  
Captain: Plato Durham

O 24	North Carolina	A	L	0-28	
------	----------------	---	---	------	--

1920

Overall Record: 4-0-1  
Head Coach: Floyd J. Egan  
Captain: B.B. Jones

O 16	Guilford		W	20-7	
O 23	Emory & Henry		W	7-0	
O 30	Lynchburg		W	13-7	
N 13	Elon		W	13-6	
N 25	Wofford		T	0-0	

1921

Overall Record: 6-1-2  
Head Coach: James Baldwin  
Captain: Richard Leach

	Lynchburg	H	W	14-13	
O 8	William & Mary	H	L	0-12	
O 15	Randolph-Macon	H	W	6-0	
O 22	Emory & Henry	A	W	7-0	
O 29	Elon	H	T	0-0	
N 5	Guilford	H	W	28-0	
N 11	Wake Forest	N <sup>1</sup>	W	17-0	
N 19	New York University	A	T	7-7	
N 24	Wofford	A	W	68-0	

1922

Overall Record: 7-2-1  
Head Coach: Herman Steiner  
Captain: Tom Neal

	Guilford		W	43-0	
	Hampden-Sydney		W	27-0	
O 12	North Carolina	A	L	0-20	
	William & Mary		L	7-13	
	Davidson	N <sup>8</sup>	W	12-0	
	Oglethorpe		W	7-6	
N 11	Wake Forest	N <sup>1</sup>	W	3-0	
	Randolph-Macon		W	25-12	
	Presbyterian		T	6-6	
	Wofford		W	26-0	

1923

Overall Record: 5-4  
Head Coach: S.M. Alexander  
Captain: Jimmy Simpson

S 29	Guilford		W	68-0	
O 6	Randolph-Macon		W	54-0	
O 12	North Carolina	H	L	6-14	
O 20	William & Mary	N <sup>6</sup>	L	0-21	
O 27	Virginia	A	L	0-33	
N 3	Elon	N <sup>7</sup>	W	33-0	
N 10	Wake Forest	A	L	6-16	
N 24	Newberry	H	W	20-14	
N 29	Davidson	N <sup>8</sup>	W	18-6	

1924

Overall Record: 4-5  
Head Coach: Howard Jones  
Captain: Game captains

	N.C. State	A	L	0-14	
	Guilford	H	W	33-6	
O 11	North Carolina	A	L	0-6	
	Richmond	A	W	14-0	
	William & Mary	N <sup>9</sup>	L	3-21	
	Elon	H	W	54-0	
N 11	Wake Forest	H	L	0-32	
	Wofford	H	W	12-0	
	Davidson	H	L	13-20	

1925

Overall Record: 4-5  
Head Coach: Pat Herron  
Captain: Fred Grigg

	Guilford	H	W	33-0	
	N.C. State	H	L	0-13	
O 10	North Carolina	H	L	0-41	
O 17	Elon	A	W	6-0	
O 24	William & Mary	N <sup>9</sup>	L	0-41	
O 31	Richmond	H	W	10-0	
N 7	Wake Forest	H	L	3-21	
N 20	Wofford	A	W	6-0	
N 25	Davidson	A	L	0-26	

1926

Overall Record: 3-6  
Head Coach: James DeHart  
Captain: James Thompson

	Guilford	H	W	32-0	
	Richmond	A	L	7-9	
	Elon	H	W	32-0	
O 16	North Carolina	A	L	0-6	
O 30	Wake Forest	N <sup>10</sup>	L	0-21	
N 5	Columbia	A	L	0-24	
N 12	N.C. State	A	L	19-26	
N 19	Wofford	H	W	34-0	
N 24	Davidson	H	L	0-20	

1927

Overall Record: 4-5  
Head Coach: James DeHart  
Captain: C.C. Bennett

S 23	Furman	H	L	7-13	
O 1	Boston College	A	W	25-9	
O 8	Washington & Lee	A	L	7-12	
O 15	Richmond	H	W	72-0	
O 22	Navy	A	L	6-32	
O 29	Wake Forest	A	W	32-6	
N 12	N.C. State	H	L	18-20	12,000
N 19	North Carolina	H	L	0-18	
N 23	Davidson	A	W	48-7	

1928

Overall Record: 5-5  
Head Coach: James DeHart  
Captain: Roy Hunter

S 29	Furman	A	L	0-6	
O 6	South Dakota	H	W	25-7	
O 13	Boston College	A	L	0-19	
O 20	Navy	A	L	0-6	
O 27	Georgetown	A	L	0-35	
N 3	Mercer	H	W	38-18	
N 10	Wake Forest	H	W	38-0	
N 17	N.C. State	A	W	14-12	
N 29	Davidson	H	W	33-0	
D 8	North Carolina	A	L	7-14	

1929

Overall Record: 4-6  
Head Coach: James DeHart  
Captain: Henry Kistler

	Mercer	A	W	19-6	
O 5	Pittsburgh	H	L	7-52	25,000
O 19	Navy	A	L	13-45	
O 26	Villanova	A	L	12-58	
N 2	Boston College	A	L	12-20	
N 9	Louisiana State	H	W	32-6	
N 16	N.C. State	H	W	19-12	
N 23	Wake Forest	H	W	20-0	500
N 28	Davidson	A	L	12-13	
D 7	North Carolina	H	L	7-48	

NOTE: The Duke-Pittsburgh game on October 5 marked the first game in Duke Stadium.

S 27	South Carolina	H	L	0-22
O 4	Virginia	H	W	32-0
O 11	Davidson	H	W	12-0
O 18	Navy	A	W	18-0
O 25	Wofford	H	W	14-0
N 1	Villanova	A	W	12-6
N 8	Kentucky	H	W	14-7
N 15	N.C. State	A	W	18-0
N 22	Wake Forest	A	T	13-13
N 27	Washington & Lee	H	W	14-0
D 6	North Carolina	A	T	0-0

Overall Record: 5-3-2	SC: 3-3-1 (8th)
Head Coach: Wallace Wade	
Captain: Kidd Brewer	

S 26	South Carolina	A	L	0-7
O 3	VMI	H	W	13-0
O 10	Villanova	H	W	18-0
O 17	Davidson	A	T	0-0
O 23	Wake Forest	H	W	28-0
O 31	Tennessee	A	L	2-25
N 7	Kentucky	A	W	7-0
N 14	N.C. State	H	L	0-14
N 21	North Carolina	H	T	0-0
N 28	Washington & Lee	A	W	6-0

<b>Overall Record:</b> 7-3	<b>SC:</b> 5-3 (9th)
<b>Head Coach:</b> Wallace Wade	
<b>Captain:</b> Lowell Mason	

S 24	Davidson	H	W	13-0
O 1	VMI	A	W	44-0
O 8	Auburn	A	L	7-18
O 15	Maryland	H	W	34-0
O 21	Wake Forest	H	W	9-0
O 29	Tennessee	A	L	13-16
N 5	Kentucky	H	W	13-0
N 12	N.C. State	A	L	0-6
N 19	North Carolina	A	W	7-0
N 25	Washington & Lee	H	W	13-0

Overall Record: 9-1 SC: 4-0 (1st)  
Head Coach: Wallace Wade  
Captain: Carl Schock

S 30	VMI	N <sup>7</sup>	W	37-6	10,000
Q 7	Wake Forest	H	W	22-0	
O 14	Tennessee	H	W	10-2	22,000
Q 21	Davidson	A	W	19-7	
Q 28	Kentucky	A	W	14-7	15,000
N 4	Auburn	H	W	13-7	
N 11	Maryland	A	W	38-7	10,000
N 18	North Carolina	H	W	21-0	32,000
N 25	N.C. State	H	W	7-0	10,000
D 2	Georgia Tech	A	L	0-6	16,000

Overall Record: 7-2 SC: 3-1 (13rd)  
Head Coach: Wallace Wade  
Captain: Jack Dunlap

S 29	VMI	A	W	46-0	
O 6	Clemson	H	W	20-6	7,000
O 13	Georgia Tech	H	W	20-0	30,000
O 20	Davidson	A	W	20-0	10,000
O 27	Tennessee	A	L	6-14	20,000
N 3	Auburn	A	W	13-6	3,000
N 10	Wake Forest	H	W	28-7	
N 17	North Carolina	A	L	0-7	30,000
D 1	N.C. State	H	W	32-0	9,000

Overall Record: 8-2 SC: 5-0 (1st)  
Head Coach: Wallace Wade  
Captain: James Johnston

S 21	Wake Forest	N <sup>7</sup>	W	26-7	13,000
S 28	South Carolina	H	W	47-0	8,000
O 5	Washington & Lee	N <sup>2</sup>	W	26-0	15,000
O 12	Clemson	H	W	38-12	9,000
O 19	Georgia Tech	A	L	0-6	12,000
O 25	Auburn	H	L	0-7	8,000
N 2	Tennessee	H	W	19-6	15,000
N 9	Davidson	A	W	26-7	7,000
N 16	North Carolina	H	W	25-0	46,800
N 23	N. C. State	A	W	7-0	10,000

Overall Record: 9-1	SC: 7-0 (1st)
Final National Ranking: 11th (AP)	
Head Coach: Wallace Wade	
Captain: Ace Parker	

S 19	Davidson	N <sup>7</sup>	W	13-0	9,101
S 26	Colgate	H	W	6-0	22,360
O 3	South Carolina	A	W	21-0	6,382
O 10	Clemson	H	W	25-0	4,127
O 17	Georgia Tech	H	W	19-6	29,953
O 24	Tennessee (2 <sup>-</sup> )	A	L	13-15	13,263
O 31	Washington & Lee (13 <sup>-</sup> )	N <sup>2</sup>	W	51-0	6,691
N 7	Wake Forest (15 <sup>-</sup> )	A	W	20-0	3,546
N 14	North Carolina (13 <sup>-</sup> )	A	W	27-7	32,000
N 26	N.C. State (11 <sup>-</sup> )	H	W	13-0	17,320

Overall Record: 7-2-1 SC: 5-1 (4th)  
 Final National Ranking: 20th (AP)  
 Head Coach: Wallace Wade  
 Captain: Woodrow Lipscomb

S 25	Virginia Tech	N <sup>7</sup>	W	25-0	7,768
O 2	Davidson	A	W	34-6	5,128
O 9	Tennessee	H	T	0-0	31,683
O 16	Georgia Tech	A	W	20-19	24,344
O 23	Colgate (10/-)	A	W	13-0	7,606
O 30	Washington & Lee (13/-)	N <sup>2</sup>	W	43-0	6,426
N 6	Wake Forest (11/-)	H	W	67-0	1,735
N 13	North Carolina (8/-)	H	L	6-14	35,854
N 20	N.C. State	A	W	20-7	6,110
N 27	Pittsburgh (18/1)	H	L	0-10	36,165

Overall Record: 9-1 SC: 5-0 (1st)  
Final National Ranking: 3rd (AP)  
Head Coach: Wallace Wade  
Captains: Dan Hill & Eric Tipton

S 24	Virginia Tech	N <sup>7</sup>	W	18-0	
O 1	Davidson	H	W	27-0	
O 8	Colgate	N <sup>11</sup>	W	7-0	23,950
O 15	Georgia Tech	H	W	6-0	30,000
O 22	Wake Forest (9/-)	N <sup>12</sup>	W	7-0	
O 29	North Carolina (11/-)	A	W	14-0	35,000
N 12	Syracuse (7/-)	A	W	21-0	
N 19	N.C. State (4/-)	H	W	7-0	15,000
N 26	Pittsburgh (3/4)	H	W	7-0	49,138
J 2	Southern California (3/7)	N <sup>13</sup>	L	3-7	93,000

<b>Overall Record:</b> 8-1	<b>SC:</b> 5-0 (1st)
<b>Final National Ranking:</b> 8th (AP)	
<b>Head Coach:</b> Wallace Wade	
<b>Captain:</b> Allen Johnson	

S 30	Davidson	A	W	26-6	10,000
O 7	Colgate	H	W	37-0	20,000
O 14	Pittsburgh	A	L	13-14	50,000
O 21	Syracuse (13/-)	H	W	33-6	20,000
O 28	Wake Forest (12/-)	H	W	6-0	16,000
N 4	Georgia Tech (12/-)	A	W	7-6	30,000
N 11	VMI (15/-)	A	W	20-7	12,000
N 18	North Carolina (13/7)	H	W	13-3	52,000
N 25	N.C. State (8/-)	A	W	28-0	

Overall Record: 7-2 SC: 4-1 (2nd)  
Final National Ranking: 18th (AP)  
Head Coach: Wallace Wade  
Captain: Alex Winterson

S 28	VMI	H	W	23-0	7,000
O 5	Tennessee	A	L	0-13	25,000
O 19	Colgate	A	W	13-0	14,000
O 26	Wake Forest	A	W	23-0	12,000
N 2	Georgia Tech (19/-)	H	W	41-7	34,000
N 9	Davidson (12/-)	A	W	46-13	5,000
N 16	North Carolina (12/-)	A	L	3-6	41,000
N 23	N.C. State	H	W	42-6	10,000
N 30	Pittsburgh (20/-)	H	W	12-7	27,000

Overall Record: 9-1 SC: 5-0 (1st)  
Final National Ranking: 2nd (AP)  
Head Coach: Wallace Wade  
Captain: Bob Barnett

S 27	Wake Forest	H	W	43-14	7,000
O 4	Tennessee	H	W	19-0	45,000
O 11	Maryland	N <sup>4</sup>	W	50-0	14,000
O 18	Colgate (3/-)	H	W	27-14	25,000
O 25	Pittsburgh (4/-)	A	W	27-14	28,000
N 1	Georgia Tech (4/-)	A	W	14-0	27,000
N 8	Davidson (4/-)	A	W	56-0	10,000
N 15	North Carolina (3/-)	H	W	20-0	45,000
N 22	N.C. State (3/-)	A	W	55-6	10,000
J 1	Oregon State (2/12)	H	L	16-20	56,000

**NOTE:** After large crowds had been banned on the West Coast due to the Japanese bombing of Pearl Harbor, Duke hosted the Rose Bowl on January 1, 1942, marking the only time the game has been played away from Pasadena, Calif.

Overall Record: 5-4-1	SC: 3-1-1 (5th)
Head Coach: Eddie Cameron	
Captain: Jim Smith	

S 26	Davidson	N <sup>12</sup>	W	21-0	2,500
O 3	Wake Forest	A	L	7-20	7,000
O 10	Georgia Navy	H	L	12-26	8,000
O 17	Colgate (-/9)	N <sup>11</sup>	W	34-0	18,782
O 24	Pittsburgh	A	W	28-0	20,000
O 31	Georgia Tech (-/9)	H	L	7-26	24,000
N 7	Maryland	H	W	42-0	9,000
N 14	North Carolina	A	T	13-13	32,000
N 21	N.C. State	H	W	47-0	16,000
N 28	Jacksonville NAS	A	L	0-13	7,500



1943

Overall Record: 8-1  
Final National Ranking: 7th (AP)  
Head Coach: Eddie Cameron  
Captain: Game captains

SC Champions

SC: 4-0 (1st)

S 8	Camp Lejeune	H	W	40-0	12,700
S 25	Richmond	H	W	61-0	7,415
O 2	N.C. Pre-Flight	H	W	42-0	6,179
O 9	Navy (5/4)	N <sup>14</sup>	L	13-14	55,600
O 16	North Carolina (6/-)	H	W	14-7	27,700
O 30	Georgia Tech (8/-)	A	W	14-7	30,000
N 6	N.C. State (9/-)	A	W	75-0	5,000
N 13	Virginia (7/-)	H	W	49-0	6,000
N 20	North Carolina (6/-)	A	W	27-6	27,000

1944

Overall Record: 6-4  
Final National Ranking: 11th (AP)  
Head Coach: Eddie Cameron  
Captain: Gordon Carver

SC Champions • Sugar Bowl

SC: 4-0 (1st)

S 23	Richmond	H	W	61-7	8,250
S 30	Pennsylvania	A	L	7-18	40,000
O 7	N.C. Pre-Flight	H	L	6-13	19,000
O 14	Navy (-/6)	N <sup>14</sup>	L	0-7	25,000
O 21	Army (-/2)	N <sup>15</sup>	L	7-27	45,000
N 4	Georgia Tech (-/5)	H	W	19-13	30,000
N 11	Wake Forest (20/12)	H	W	34-0	28,000
N 18	South Carolina (10/-)	A	W	34-7	12,000
N 25	North Carolina (11/-)	A	W	33-0	20,000
J 1	Alabama (11/-)	N <sup>16</sup>	W	29-26	73,000

1945

Overall Record: 6-2  
Final National Ranking: 13th (AP)  
Head Coach: Eddie Cameron  
Captains: Ernie Knotts & Kelley Mote

SC Champions

SC: 4-0 (1st)

S 22	South Carolina	H	W	60-0	12,000
S 29	Bogue Field	H	W	76-0	22,000
O 6	Navy	H	L	0-21	44,000
O 13	Wake Forest (13/-)	A	W	26-19	18,000
O 27	Army (19/1)	N <sup>15</sup>	L	13-48	44,687
N 3	Georgia Tech (18/-)	A	W	14-6	30,000
N 10	N.C. State (16/-)	H	W	26-13	15,000
N 24	North Carolina (15/-)	H	W	14-7	44,000

1946

Overall Record: 4-5  
Head Coach: Wallace Wade  
Captain: Bill Milner

SC: 3-2 (5th)

S 28	N.C. State	A	L	6-13	22,000
O 5	Tennessee	H	L	7-12	42,000
O 12	Navy	N <sup>14</sup>	W	21-6	38,704
O 19	Richmond (12/-)	H	W	41-0	10,000
O 26	Army (13/1)	N <sup>15</sup>	L	0-19	59,031
N 2	Georgia Tech (19/16)	H	L	0-14	44,000
N 9	Wake Forest (-/13)	H	W	13-0	25,000
N 16	South Carolina (20/-)	A	W	39-0	18,000
N 23	North Carolina (-/14)	A	L	7-22	43,385

1947

Overall Record: 4-3-2  
Final National Ranking: 19th (AP)  
Head Coach: Wallace Wade  
Captain: Ben Cittadino

SC: 3-1-1 (4th)

S 27	N.C. State	H	W	7-0	38,000
O 4	Tennessee	A	W	19-7	41,000
O 11	Navy (13/-)	N <sup>14</sup>	T	14-14	35,000
O 18	Maryland (17/-)	H	W	19-7	20,000
O 25	Wake Forest (15/11)	A	W	13-6	25,000
N 1	Georgia Tech (9/6)	A	L	0-7	38,000
N 8	Missouri (13/-)	H	L	7-28	30,000
N 15	South Carolina	H	T	0-0	6,000
N 22	North Carolina (13/-)	H	L	0-21	56,500

1948

Overall Record: 4-3-2  
Head Coach: Wallace Wade  
Captain: Al DeRogatis

SC: 3-2-1 (7th)

S 25	N.C. State	A	T	0-0	20,000
O 2	Tennessee	H	T	7-7	22,000
O 9	Navy	H	W	28-7	25,000
O 16	Maryland (18/-)	N <sup>17</sup>	W	13-12	22,000
O 23	Virginia Tech (15/-)	N <sup>18</sup>	W	7-0	13,500
O 30	Georgia Tech (-/6)	H	L	7-19	32,000
N 6	Wake Forest (-/18)	H	L	20-27	20,000
N 13	George Washington	H	W	62-0	12,000
N 20	North Carolina (-/5)	A	L	0-20	44,500

1949

Overall Record: 6-3  
Head Coach: Wallace Wade  
Captain: Louis Allen

SC: 4-2 (4th)

S 24	Richmond	H	W	67-0	12,000
O 1	Tennessee	A	W	21-7	40,000
O 8	Navy (14/-)	A	L	14-28	22,000
O 15	N.C. State	H	W	14-13	20,000
O 22	Virginia Tech	H	W	55-7	10,000
O 29	Georgia Tech	A	W	27-14	38,000
N 5	Wake Forest (16/-)	H	L	7-27	35,000
N 12	George Washington	A	W	35-0	9,823
N 19	North Carolina	H	L	20-21	57,500

1950

Overall Record: 7-3  
Head Coach: Wallace Wade  
Captain: Billy Cox

SC: 5-2 (6th)

S 23	South Carolina (16/-)	A	W	14-0	28,000
S 30	Pittsburgh (16/-)	H	W	28-14	25,000
O 7	Tennessee (14/-)	H	L	7-28	30,000
O 14	N.C. State	A	W	7-0	16,500
O 21	Richmond	A	W	41-0	4,000
O 28	Maryland	H	L	14-26	20,000
N 4	Georgia Tech	H	W	30-21	30,000
N 11	Wake Forest	H	L	7-13	25,000
N 18	Virginia Tech	N <sup>12</sup>	W	47-6	5,000
N 25	North Carolina	A	W	7-0	40,000

1951

Overall Record: 5-4-1  
Head Coach: Bill Murray  
Captain: James Gibson

SC: 4-2 (6th)

S 22	South Carolina	A	W	34-6	28,000
S 29	Pittsburgh	A	W	19-14	20,000
O 6	Tennessee (-/3)	A	L	0-26	45,000
O 13	N.C. State	H	W	27-21	23,000
O 20	Virginia Tech	N <sup>9</sup>	W	55-6	20,000
O 27	Virginia	H	L	7-30	25,000
N 3	Georgia Tech (-/5)	A	T	14-14	36,000
N 10	Wake Forest	H	L	13-19	30,000
N 17	William & Mary	A	L	13-14	14,000
N 24	North Carolina	H	W	19-7	50,000

1952

Overall Record: 8-2  
Final National Ranking: 16th (AP); 18th (UPI)  
Head Coach: Bill Murray  
Captain: Louis Tepe

SC Champions

SC: 5-0 (1st)

S 20	Washington & Lee (19/-)	H	W	34-0	16,000
S 26	SMU (19/-)	A	W	14-7	28,000
O 4	Tennessee (10/11)	H	W	7-0	35,000
O 11	South Carolina (6/-)	A	W	33-7	22,000
O 18	N.C. State (5/-)	A	W	57-0	11,500
O 25	Virginia (6/9)	A	W	21-7	35,000
N 1	Georgia Tech (6/4)	H	L	7-28	45,000
N 8	Navy (12/-)	H	L	6-16	25,000
N 15	Wake Forest	A	W	14-7	10,000
N 22	North Carolina (20/-)	A	W	34-0	42,000

1953

Overall Record: 7-2-1  
Final National Ranking: 18th (AP); 18th (UPI)  
Head Coach: Bill Murray  
Captain: Howard Pitt

ACC Champions

ACC: 4-0 (1st)

S 19	South Carolina (10/-)	A	W	20-7	30,000
S 26	Wake Forest (10/-)	H	W	19-0	20,000
O 3	Tennessee (12/-)	A	W	21-7	30,000
O 10	Purdue (8/-)	H	W	20-14	30,000
O 17	Army (7/-)	N <sup>15</sup>	L	13-14	23,000
O 24	N.C. State (16/-)	H	W	31-0	15,000
O 31	Virginia (13/-)	N <sup>9</sup>	W	48-6	25,000
N 7	Navy (10/-)	N <sup>14</sup>	T	0-0	15,000
N 21	Georgia Tech (15/12)	A	L	10-13	40,000
N 28	North Carolina	H	W	35-20	40,000

1954

Overall Record: 8-2-1  
Final National Ranking: 14th (AP); 14th (UPI)  
Head Coach: Bill Murray  
Captain: Jerry Barger

ACC Champions • Orange Bowl

ACC: 4-0 (1st)

S 25	Pennsylvania (19/-)	A	W	52-0	31,000
O 2	Tennessee (7/-)	H	W	7-6	30,000
O 9	Purdue (6/5)	A	T	13-13	47,000
O 16	Army (6/18)	H	L	14-28	42,500
O 23	N.C. State (19/-)	A	W	21-7	10,200
O 30	Georgia Tech (16/-)	H	W	21-20	33,000
N 6	Navy (11/19)	N <sup>9</sup>	L	7-40	28,000
N 13	Wake Forest	A	W	28-21	10,000
N 20	South Carolina	H	W	26-7	13,000
N 27	North Carolina (20/-)	A	W	47-12	35,000
J 1	Nebraska (14/-)	N <sup>19</sup>	W	34-7	68,750

1955

Overall Record: 7-2-1  
Final National Ranking: 16th (UPI)  
Head Coach: Bill Murray  
Captain: Jesse Birchfield

ACC Champions

ACC: 4-0 (1st)

S 24	N.C. State	A	W	33-7	20,000
O 1	Tennessee (16/-)	A	W	21-0	25,500
O 8	William & Mary (13/-)	H	W	47-7	15,000
O 15	Ohio State (11/14)	A	W	20-14	82,254
O 22	Pittsburgh (5/-)	H	L	7-26	31,000
O 29	Georgia Tech (17/12)	A	L	0-27	40,000
N 5	Navy (-/9)	N <sup>14</sup>	T	7-7	27,119
N 12	South Carolina (18/-)	A	W	41-7	18,000
N 19	Wake Forest (20/-)	H	W	14-0	15,000
D 3	North Carolina	H	W	6-0	34,000

1956

Overall Record: 5-4-1  
Final National Ranking: 20th (UPI)  
Head Coach: Bill Murray  
Captain: Buddy Bass

ACC: 4-1 (2nd)

S 22	South Carolina (16/-)	A	L	0-7	25,000
S 29	Virginia	A	W	40-7	17,000
O 6	Tennessee (-/9)	H	L	20-33	22,000
O 13	SMU (-/18)	H	W	14-6	25,000
O 20	Pittsburgh (-/16)	N <sup>9</sup>	L	14-27	26,000
O 27	N.C. State	H	W	42-0	12,000
N 3	Georgia Tech (-/2)	H	L	0-7	38,000
N 10	Navy (-/12)	H	T	7-7	25,000
N 17	Wake Forest	A	W	26-0	6,000
N 24	North Carolina	A	W	21-6	36,000

## 1957

*Orange Bowl*

Overall Record: 6-3-2 ACC: 5-1-1 (2nd)  
 Final National Ranking: 16th (AP); 14th (UPI)  
 Head Coach: Bill Murray  
 Captain: Hal McElhany

S 21	South Carolina (10/-)	A	W	26-14	40,000
S 28	Virginia (7/-)	H	W	40-0	14,000
O 5	Maryland (4/-)	H	W	14-0	25,000
O 12	Rice (5/15)	A	W	7-6	52,000
O 19	Wake Forest (5/-)	H	W	34-7	17,600
O 26	N.C. State (4/11)	A	T	14-14	21,000
N 2	Georgia Tech (7/-)	A	L	0-13	40,000
N 9	Navy (16/7)	N <sup>14</sup>	T	6-6	31,000
N 16	Clemson (11/14)	H	W	7-6	22,000
N 23	North Carolina (11/-)	H	L	13-21	40,000
J 1	Oklahoma (16/-)	N <sup>19</sup>	L	21-48	76,318

## 1958

Overall Record: 5-5 ACC: 3-2 (3rd)  
 Head Coach: Bill Murray  
 Captain: Pryor Millner

S 20	South Carolina	A	L	0-8	38,000
S 27	Virginia	A	L	12-15	15,000
O 4	Illinois	H	W	15-13	25,000
O 11	Baylor	H	W	12-7	26,000
O 18	Notre Dame (-/12)	A	L	7-9	59,068
O 25	N.C. State	H	W	20-13	20,000
N 1	Georgia Tech	H	L	8-10	30,000
N 8	LSU (-/1)	A	L	18-50	63,000
N 15	Wake Forest	A	W	29-0	20,000
N 22	North Carolina (-/17)	A	W	7-6	44,500

## 1959

Overall Record: 4-6 ACC: 2-3 (6th)  
 Head Coach: Bill Murray  
 Captain: Mike McGee

S 19	South Carolina	A	L	7-12	37,000
S 26	Ohio State (-/12)	A	L	13-14	82,834
O 3	Rice	H	W	24-7	21,000
O 10	Pittsburgh	A	L	0-12	38,749
O 17	Army	H	L	6-21	33,500
O 24	N.C. State	A	W	17-15	14,000
O 31	Georgia Tech (-/9)	A	W	10-7	44,174
N 7	Clemson (-/10)	A	L	0-6	40,000
N 14	Wake Forest	H	W	27-15	25,000
N 26	North Carolina	H	L	0-50	33,000

## 1960

*ACC Champions • Cotton Bowl*

Overall Record: 8-3 ACC: 5-1 (1st)  
 Final National Ranking: 10th (AP); 11th (UPI)  
 Head Coach: Bill Murray  
 Captains: Art Browning & Butch Allie

S 24	South Carolina	A	W	31-0	37,000
O 1	Maryland	A	W	20-7	25,000
O 8	Michigan	A	L	6-31	77,183
O 15	N.C. State	H	W	17-13	28,000
O 22	Clemson	H	W	21-6	33,000
O 29	Georgia Tech (15/-)	H	W	6-0	40,000
N 5	Navy (13/4)	H	W	19-10	46,000
N 12	Wake Forest (7/-)	A	W	34-7	16,500
N 19	North Carolina (6/-)	A	L	6-7	42,000
D 3	UCLA (10/-)	A	L	6-27	23,357
J 2	Arkansas (10/7)	N <sup>20</sup>	W	7-6	74,000

## 1961

*ACC Champions*

Overall Record: 7-3 ACC: 5-1 (1st)  
 Final National Ranking: 20th (AP)  
 Head Coach: Bill Murray  
 Captain: Jack Wilson

S 23	South Carolina	A	W	7-6	35,000
S 30	Virginia	N <sup>2</sup>	W	42-0	20,000
O 7	Wake Forest	H	W	23-3	20,000
O 14	Georgia Tech	A	L	0-21	44,015
O 21	Clemson	H	L	7-17	30,000
O 28	N.C. State	A	W	17-6	21,800
N 4	Michigan	A	L	14-28	56,488
N 11	Navy	N <sup>9</sup>	W	30-9	32,000
N 18	North Carolina	H	W	6-3	41,000
D 2	Notre Dame	H	W	37-13	35,000

## 1962

*ACC Champions*

Overall Record: 8-2 ACC: 6-0 (1st)  
 Final National Ranking: 14th (UPI)  
 Head Coach: Bill Murray  
 Captain: Johnny Markas

S 22	Southern California (8/-)	A	L	7-14	26,400
S 29	South Carolina	H	W	21-8	24,500
O 6	Florida	N <sup>21</sup>	W	28-21	30,000
O 13	California	H	W	21-7	31,000
O 20	Clemson	A	W	16-0	38,000
O 27	N.C. State	H	W	21-14	23,000
N 3	Georgia Tech	H	L	9-20	44,000
N 10	Maryland	H	W	10-7	26,000
N 17	Wake Forest	A	W	50-0	12,000
N 24	North Carolina	A	W	16-14	40,000

## 1963

Overall Record: 5-4-1 ACC: 5-2 (3rd)  
 Head Coach: Bill Murray  
 Captain: Chuck Walker

S 21	South Carolina	H	W	22-14	25,000
S 28	Virginia	A	W	30-8	17,000
O 5	Maryland	N <sup>2</sup>	W	30-12	20,000
O 12	California	A	T	22-22	36,000
O 19	Clemson	H	W	35-30	28,000
O 26	N.C. State	A	L	7-21	21,500
N 2	Georgia Tech	A	L	6-30	52,266
N 9	Wake Forest	H	W	39-7	18,000
N 16	Navy (-/2)	H	L	25-38	41,000
N 28	North Carolina	H	L	14-16	47,500

## 1964

Overall Record: 4-5-1 ACC: 3-2-1 (2nd)  
 Head Coach: Bill Murray  
 Captain: Dan Lonon

S 19	South Carolina	A	T	9-9	35,000
S 26	Virginia	H	W	30-0	20,000
O 10	Maryland	H	W	24-17	27,000
O 17	N.C. State	H	W	35-3	34,000
O 24	Army	A	W	6-0	31,843
O 31	Georgia Tech (-/8)	H	L	8-21	45,000
N 7	Wake Forest	A	L	7-20	17,000
N 14	Navy	A	L	14-27	28,014
N 21	North Carolina	A	L	15-21	45,000
N 28	Tulane	A	L	0-17	12,000

## 1965

Overall Record: 6-4 ACC: 4-2 (3rd)  
 Head Coach: Bill Murray  
 Captain: John Gutekunst

S 18	Virginia	A	W	21-7	28,000
S 25	South Carolina	A	W	20-15	39,000
O 2	Rice	A	W	41-21	22,000
O 9	Pittsburgh	H	W	21-13	25,000
O 16	Clemson	H	L	2-3	31,000
O 23	Illinois	A	L	14-28	47,077
O 30	Georgia Tech	A	L	23-35	46,981
N 6	N.C. State	A	L	0-21	19,500
N 13	Wake Forest	H	W	40-7	25,000
N 20	North Carolina	H	W	34-7	45,000

## 1966

Overall Record: 5-5 ACC: 2-3 (6th)  
 Head Coach: Tom Harp  
 Captains: Bob Matheson & Mike Shasby

S 17	West Virginia	H	W	34-15	25,000
S 24	Pittsburgh	A	W	14-7	24,684
O 1	Virginia	H	W	27-8	10,000
O 8	Maryland	A	L	19-21	28,400
O 15	Clemson	A	L	6-9	30,000
O 22	N.C. State	H	L	7-33	27,000
O 29	Georgia Tech (-/6)	H	L	7-48	42,000
N 5	Navy	A	W	9-7	22,203
N 12	Notre Dame (-/1)	A	L	0-64	59,075
N 19	North Carolina	A	W	41-25	46,000

## 1967

Overall Record: 4-6 ACC: 2-4 (6th)  
 Head Coach: Tom Harp  
 Captains: Mike Murphy & Bob Foyle

S 16	Wake Forest	N <sup>1</sup>	W	31-13	22,452
S 23	Michigan	A	L	7-10	79,492
S 30	South Carolina	H	L	17-21	25,000
O 7	Army	A	W	10-7	31,000
O 14	Virginia	A	W	13-6	25,000
O 21	Clemson	H	L	7-13	28,000
O 28	N.C. State (-/5)	A	L	7-28	44,000
N 4	Georgia Tech	A	L	7-19	50,103
N 11	Navy	N <sup>9</sup>	W	35-16	30,000
N 18	North Carolina	H	L	9-20	44,000

## 1968

Overall Record: 4-6 ACC: 3-4 (5th)  
 Head Coach: Tom Harp  
 Captain: J.B. Edwards

S 21	South Carolina	A	W	14-7	42,234
S 28	Michigan	H	L	10-31	25,000
O 5	Maryland	N <sup>9</sup>	W	30-28	21,000
O 12	Virginia	H	L	20-50	22,000
O 19	Clemson	A	L	22-39	30,000
O 26	Army	A	L	25-57	32,000
N 2	Georgia Tech	H	W	46-30	25,000
N 9	N.C. State	H	L	15-17	25,000
N 16	Wake Forest	H	W	18-3	17,500
N 23	North Carolina	A	L	14-25	44,500

## 1969

Overall Record: 3-6-1 ACC: 3-3-1 (3rd)  
 Head Coach: Tom Harp  
 Captain: Jim Dearth

S 20	South Carolina	A	L	20-27	42,791
S 27	Virginia	A	L	0-10	25,000
O 4	Pittsburgh	H	L	12-14	18,000
O 11	Wake Forest	A	W	27-20	21,000
O 18	Maryland	A	L	7-20	26,700
O 25	N.C. State	A	T	25-25	32,700
N 1	Georgia Tech	A	L	7-20	41,113
N 8	Clemson	H	W	34-27	22,000
N 15	Virginia Tech	N <sup>9</sup>	L	12-48	23,000
N 22	North Carolina	H	W	17-13	44,000

## 1970

Overall Record: 6-5 ACC: 5-2 (2nd)  
 Head Coach: Tom Harp  
 Captains: Dick Biddle & Leo Hart

S 12	Florida	N <sup>21</sup>	L	19-21	53,841
S 19	Maryland	H	W	13-12	12,877
S 26	Virginia	H	W	17-7	24,478
O 3	Ohio State (-/1)	A	L	10-34	86,123
O 10	West Virginia (-/11)	A	W	21-13	35,000
O 17	N.C. State	A	W	22-6	26,400
O 24	Clemson	A	W	21-10	30,000
O 31	Georgia Tech	H	L	16-24	32,650
N 7	Wake Forest	H	L	14-28	28,600
N 14	South Carolina	A	W	42-38	42,454
N 21	North Carolina	A	L	34-59	48,600

## 1971

**Overall Record:** 6-5 **ACC:** 2-3 (3rd)  
**Head Coach:** Mike McGee  
**Captains:** Rich Searl, Lanny Murdock & Dennis Satyshur

S 11	Florida	N <sup>22</sup>	W	12-6	51,677
S 18	South Carolina (-/19)	H	W	28-12	35,113
S 25	Virginia (20/-)	A	W	28-0	18,500
O 2	Stanford (19/10)	A	W	9-3	61,000
O 9	Clemson (14/-)	N <sup>9</sup>	L	0-3	20,000
O 16	N.C. State	H	W	41-13	28,174
O 23	Navy (10/-)	A	L	14-15	24,844
O 30	Georgia Tech	A	L	0-21	49,886
N 6	West Virginia	H	W	31-15	30,150
N 13	Wake Forest	A	L	7-23	32,000
N 20	North Carolina	H	L	0-38	51,500

## 1972

**Overall Record:** 5-6 **ACC:** 3-3 (4th)  
**Head Coach:** Mike McGee  
**Captains:** Dale Grimes, Bill Haneberg & Steve Jones

S 9	Alabama (-/7)	N <sup>23</sup>	L	12-35	71,281
S 16	Washington (-/12)	A	L	6-14	59,200
S 23	Stanford (-/19)	H	L	6-10	24,600
S 30	Virginia	H	W	37-13	20,806
O 7	N.C. State	A	L	0-17	38,200
O 14	Clemson	A	W	7-0	33,000
O 21	Maryland	H	W	20-14	21,300
O 28	Navy	N <sup>9</sup>	W	17-16	26,000
N 4	Georgia Tech	H	W	20-14	37,300
N 11	Wake Forest	H	L	7-9	18,025
N 18	North Carolina (-/16)	A	L	0-14	47,000

## 1973

**Overall Record:** 2-8-1 **ACC:** 1-4-1 (5th)  
**Head Coach:** Mike McGee  
**Captains:** Mark Johnson, John Ricca & Keith Stoneback

S 15	Tennessee (-/9)	A	L	17-21	70,787
S 22	Washington	H	W	23-21	22,500
S 29	Virginia	A	L	3-7	20,300
O 6	Purdue	A	L	7-27	53,241
O 13	Tulane (-/18)	H	L	17-24	20,500
O 20	Clemson	H	L	8-24	33,800
O 27	Maryland	N <sup>9</sup>	L	10-30	20,500
N 3	Georgia Tech	A	L	10-12	47,129
N 10	Wake Forest	A	T	7-7	20,500
N 17	N.C. State (-/20)	H	L	3-21	40,380
N 24	North Carolina	H	W	27-10	44,600

## 1974

**Overall Record:** 6-5 **ACC:** 2-4 (5th)  
**Head Coach:** Mike McGee  
**Captains:** Mike Bomgardner & Keith Stoneback

S 14	N.C. State (-/16)	A	L	21-35	42,200
S 21	South Carolina	A	W	20-14	45,620
S 28	Virginia	H	W	27-7	18,250
O 5	Purdue	H	W	16-14	20,500
O 12	Army	H	W	33-14	28,500
O 19	Clemson	A	L	13-17	41,000
O 26	Florida (-/12)	A	L	13-30	56,251
N 2	Georgia Tech	H	W	9-0	34,500
N 9	Wake Forest	H	W	23-7	18,200
N 16	Maryland (-/13)	N <sup>9</sup>	L	13-56	24,000
N 23	North Carolina	A	L	13-14	47,300

## 1975

**Overall Record:** 4-5-2 **ACC:** 3-0-2 (2nd)  
**Head Coach:** Mike McGee  
**Captains:** Ernie Clark, Dave Meier & Hal Spears

S 12	Southern California (-/4)	A	L	7-35	56,727
S 20	South Carolina	H	L	16-24	21,500
S 27	Virginia	H	W	26-11	21,750
O 4	Pittsburgh	A	L	0-14	33,778
O 11	Army	A	W	21-10	36,577
O 18	Clemson	H	W	25-21	31,500
O 25	Florida (-/12)	A	L	16-24	62,222
N 1	Georgia Tech	A	L	6-21	44,116
N 8	Wake Forest	A	W	42-14	28,900
N 15	N.C. State	H	T	21-21	43,200
N 22	North Carolina	H	T	17-17	42,100

## 1976

**Overall Record:** 5-5-1 **ACC:** 2-3-1 (4th)  
**Head Coach:** Mike McGee  
**Captains:** Tony Benjamin, Billy Bryan & Bob Grupp

S 11	Tennessee	A	W	21-18	82,687
S 18	South Carolina	A	L	6-24	52,237
S 25	Virginia	A	W	21-6	20,000
O 2	Pittsburgh (-/2)	H	L	31-44	37,200
O 9	Miami	A	W	20-7	13,811
O 16	Clemson	A	T	18-18	41,500
O 23	Maryland (-/6)	H	L	3-30	20,200
O 30	Georgia Tech	H	W	31-7	30,300
N 6	Wake Forest	H	L	17-38	23,600
N 13	N.C. State	A	W	28-14	41,600
N 20	North Carolina	A	L	38-39	48,000

## 1977

**Overall Record:** 5-6 **ACC:** 2-4 (5th)  
**Head Coach:** Mike McGee  
**Captains:** Frank DeStefano & Jeff Green

S 10	East Carolina	H	L	16-17	38,200
S 17	Michigan (-/1)	A	L	9-21	104,072
S 24	Virginia	A	W	31-7	26,000
O 1	Navy	H	W	28-16	24,800
O 8	South Carolina	A	W	25-21	49,385
O 15	Clemson	H	L	11-17	26,500
O 22	Maryland	A	L	13-31	44,687
O 29	Georgia Tech	A	W	25-24	47,131
N 5	Wake Forest	A	W	38-14	15,100
N 12	N.C. State	H	L	32-37	28,350
N 19	North Carolina (-/18)	H	L	3-16	40,078

## 1978

**Overall Record:** 4-7 **ACC:** 2-4 (5th)  
**Head Coach:** Mike McGee  
**Captains:** Mike Dunn, Carl McGee & Dan Brooks

S 9	Georgia Tech	H	W	28-10	27,865
S 23	South Carolina	H	W	16-12	33,895
S 30	Michigan (-/4)	A	L	0-52	104,832
O 7	Virginia	H	W	20-13	20,375
O 14	Navy	A	L	8-31	21,431
O 21	Clemson	A	L	8-28	51,109
O 28	Maryland (-/5)	H	L	0-27	23,600
N 4	Tennessee	A	L	0-34	83,098
N 11	Wake Forest	H	W	3-0	19,825
N 18	N.C. State	A	L	10-24	43,300
N 25	North Carolina	A	L	15-16	45,000

## 1979

**Overall Record:** 2-8-1 **ACC:** 0-6 (7th)  
**Head Coach:** Red Wilson  
**Captains:** Bob Riordan & Craig Hoskins

S 15	East Carolina	H	W	28-14	33,800
S 22	South Carolina	A	L	0-35	53,743
S 29	Virginia	A	L	12-30	26,947
O 6	Army	A	T	17-17	33,874
O 13	Richmond	A	W	34-7	10,500
O 20	Clemson	H	L	10-28	24,600
O 27	Maryland	H	L	0-27	34,200
N 3	Georgia Tech	A	L	14-24	23,445
N 10	Wake Forest (-/20)	A	L	14-17	28,300
N 17	N.C. State	H	L	7-28	24,100
N 24	North Carolina	H	L	16-37	39,800

## 1980

**Overall Record:** 2-9 **ACC:** 1-5 (7th)  
**Head Coach:** Red Wilson  
**Captains:** Dennis Tabron & Ed Brown

S 6	East Carolina	H	L	10-35	27,400
S 20	Auburn (-/19)	A	L	28-35	57,742
S 27	Virginia	H	L	17-20	14,144
O 4	Indiana	A	L	21-31	43,120
O 11	South Carolina (-/17)	A	L	7-20	56,451
O 18	Clemson	A	W	34-17	60,300
O 25	Maryland	H	L	14-17	17,400
N 1	Georgia Tech	H	W	17-12	18,200
N 8	Wake Forest	H	L	24-27	23,000
N 15	N.C. State	A	L	21-38	42,800
N 22	North Carolina (-/15)	A	L	21-44	51,389

## 1981

**Overall Record:** 6-5 **ACC:** 3-3 (4th)  
**Head Coach:** Red Wilson  
**Captains:** Dennis Tabron, Dan Yellott, Greg Bamberger & Cedric Jones

S 12	Ohio State (-/11)	A	L	13-34	86,266
S 19	South Carolina	A	L	3-17	56,321
S 26	Virginia	A	W	29-24	27,523
O 3	East Carolina	H	W	24-14	18,250
O 10	Virginia Tech	H	W	14-7	32,000
O 17	Clemson (-/6)	H	L	10-38	26,000
O 24	Maryland	A	L	21-24	31,800
O 31	Georgia Tech	A	W	38-24	30,232
N 7	Wake Forest	A	W	31-10	22,000
N 14	N.C. State	H	W	17-7	26,750
N 21	North Carolina (-/15)	H	L	10-31	38,525

## 1982

**Overall Record:** 6-5 **ACC:** 3-3 (13rd)  
**Head Coach:** Red Wilson  
**Captains:** Robert Oxendine & Emmett Tilley

S 4	Tennessee	A	W	25-24	95,223
S 18	South Carolina	A	W	30-17	66,928
S 25	Virginia	H	W	51-17	21,725
O 2	Navy	H	L	21-27	32,750
O 9	Virginia Tech	H	L	21-22	25,125
O 16	Clemson (-/20)	A	L	14-49	63,500
O 23	Maryland	A	L	22-49	40,100
O 30	Georgia Tech	A	W	38-21	36,562
N 6	Wake Forest	H	W	46-26	21,500
N 13	N.C. State	A	L	16-21	42,800
N 20	North Carolina	H	W	23-17	33,941



**1983**

Overall Record: 3-8 ACC: 3-3 (4th)  
 Head Coach: Steve Sloan  
 Captain: Philip Ebinger

S 3	Virginia	A	L	30-38	28,947
S 10	Indiana	A	L	10-15	41,120
S 17	South Carolina	H	L	24-31	20,500
O 1	Miami (-/15)	H	L	17-56	28,750
O 8	Virginia Tech	A	L	14-27	40,700
O 15	Clemson	H	L	31-38	19,300
O 22	Maryland (-/15)	A	L	3-38	40,100
O 29	Georgia Tech	H	W	32-26	17,650
N 5	Wake Forest	A	W	31-21	21,400
N 10	N.C. State	H	W	27-26	19,100
N 19	North Carolina	A	L	27-34	49,500

**1984**

Overall Record: 2-9 ACC: 1-5 (16th)  
 Head Coach: Steve Sloan  
 Captain: Johnny Hill

S 8	Indiana	H	W	31-24	23,500
S 22	South Carolina	A	L	0-21	68,300
S 29	Army	A	L	9-13	39,026
O 6	Virginia	H	L	10-38	17,200
O 13	Virginia Tech	A	L	0-27	36,400
O 20	Clemson	A	L	21-54	80,500
O 27	Maryland	H	L	7-43	17,500
N 3	Georgia Tech	A	L	3-31	36,393
N 10	Wake Forest	H	L	16-20	28,000
N 17	N.C. State	A	W	16-13	35,200
N 24	North Carolina	H	L	15-17	31,200

**1985**

Overall Record: 4-7 ACC: 2-5 (16th)  
 Head Coach: Steve Sloan  
 Captain: Pete Stubbs

S 7	Northwestern	H	W	40-17	21,000
S 14	West Virginia	A	L	18-20	61,181
S 21	Ohio	H	W	34-13	18,150
O 5	Virginia	A	L	14-37	41,500
O 12	South Carolina	A	L	7-28	71,150
O 19	Clemson	H	L	9-21	31,700
O 26	Maryland	A	L	10-40	46,175
N 2	Georgia Tech	H	L	0-9	14,400
N 9	Wake Forest	A	L	7-27	19,800
N 16	N.C. State	H	W	31-19	16,200
N 23	North Carolina	A	W	23-21	48,500

**1986**

Overall Record: 4-7 ACC: 2-5 (6th)  
 Head Coach: Steve Sloan  
 Captains: Paul Constantino & Mike Junkin

S 6	Northwestern	A	W	17-6	21,514
S 13	Georgia (-/19)	A	L	7-31	80,420
S 20	Ohio	H	W	22-7	28,500
S 27	Virginia	H	W	20-13	20,500
O 4	Vanderbilt	A	L	18-24	38,874
O 18	Clemson (-/17)	A	L	3-35	81,500
O 25	Maryland	H	L	19-27	18,600
N 1	Georgia Tech	A	L	6-34	37,102
N 8	Wake Forest	H	W	38-36	36,200
N 15	N.C. State	A	L	15-29	41,800
N 22	North Carolina	H	L	35-42	33,500

**1987**

Overall Record: 5-6 ACC: 2-5 (7th)  
 Head Coach: Steve Spurrier  
 Captains: Jason Cooper, Dave Denmore & Dewayne Terry

S 5	Colgate	H	W	41-6	18,300
S 12	Northwestern	H	W	31-16	19,600
S 19	Vanderbilt	H	W	35-31	23,100
S 26	Virginia	A	L	17-42	35,500
O 3	Rutgers	A	L	0-7	13,247
O 17	Clemson (-/7)	A	L	10-17	72,000
O 24	Maryland	A	L	22-23	37,400
O 31	Georgia Tech	H	W	48-14	30,800
N 7	Wake Forest	A	L	27-30	23,500
N 14	N.C. State	H	L	45-47	24,700
N 21	North Carolina	A	W	25-10	46,000

**1988**

Overall Record: 7-3-1 ACC: 3-3-1 (6th)  
 Head Coach: Steve Spurrier  
 Captains: Wayne Charles, Anthony Dilweg & Jeff Patten

S 3	Northwestern	A	W	31-21	24,713
S 10	Tennessee	A	W	31-26	93,144
S 17	The Citadel	H	W	41-17	12,400
S 24	Virginia	H	W	38-34	20,200
O 1	Vanderbilt	A	W	17-15	39,372
O 15	Clemson (-/11)	A	L	17-49	83,500
O 22	Maryland	H	L	24-34	23,800
O 29	Georgia Tech	A	W	31-21	40,393
N 5	Wake Forest	H	L	16-35	35,500
N 12	N.C. State	A	T	43-43	52,000
N 19	North Carolina	H	W	35-29	28,600

**1989**

ACC Champions • All American Bowl

Overall Record: 8-4 ACC: 6-1 (11st)  
 Head Coach: Steve Spurrier  
 Captains: John Howell & Carey Metts

S 2	South Carolina	A	L	21-27	74,222
S 9	Northwestern	H	W	41-31	15,220
S 16	Tennessee (-/17)	A	L	6-28	93,659
S 23	Virginia	A	L	28-49	37,800
S 30	Clemson (-/7)	H	W	21-17	22,600
O 7	Army	H	W	35-29	25,200
O 21	Maryland	A	W	46-25	38,617
O 28	Georgia Tech	H	W	30-19	38,621
N 4	Wake Forest	A	W	52-35	18,600
N 11	N.C. State	H	W	35-26	41,200
N 18	North Carolina	A	W	41-0	46,000
D 28	Texas Tech (20/24)	N <sup>23</sup>	L	21-49	44,917

**1990**

Overall Record: 4-7 ACC: 1-6 (7th)  
 Head Coach: Barry Wilson  
 Captains: Chip Nitowski, Erwin Sampson, Mike Urso & Randy Jones

S 1	South Carolina	A	L	10-21	71,606
S 8	Northwestern	A	W	27-24	28,177
S 22	Virginia (-/10)	H	L	0-59	24,862
S 29	Clemson (-/19)	A	L	7-26	81,500
O 6	Army	A	W	17-16	41,014
O 13	Western Carolina	H	W	49-18	15,700
O 20	Maryland	H	L	20-23	23,200
O 27	Georgia Tech (-/16)	A	L	31-48	44,061
N 3	Wake Forest	H	W	57-20	32,700
N 10	N.C. State	A	L	0-16	36,800
N 17	North Carolina	H	L	22-24	31,600

**1991**

Overall Record: 4-6-1 ACC: 1-6 (17th)  
 Head Coach: Barry Wilson  
 Captains: Erwin Sampson & Pete Petroff

S 7	South Carolina	A	T	24-24	71,200
S 14	Rutgers	H	W	42-22	15,400
S 21	Colgate	H	W	42-14	24,200
S 28	Virginia	A	L	3-34	43,400
O 5	Vanderbilt	H	W	17-13	20,600
O 26	Maryland	A	W	17-13	35,423
N 2	Georgia Tech	H	L	6-17	38,732
N 9	Wake Forest	A	L	14-31	15,759
N 16	N.C. State (-/24)	H	L	31-32	28,975
N 23	North Carolina	A	L	14-47	50,500
N 30	Clemson (-/13)	N <sup>24</sup>	L	21-33	50,000

**1992**

Overall Record: 2-9 ACC: 0-8 (9th)  
 Head Coach: Barry Wilson  
 Captains: Randy Cuthbert & Darrell Spells

S 5	Florida State (-/4)	A	L	21-48	60,751
S 12	Vanderbilt	A	L	37-42	40,031
S 19	Rice	H	W	17-12	11,400
S 26	Virginia (-/14)	H	L	28-55	24,400
O 10	East Carolina	H	W	45-14	34,100
O 17	Clemson (-/19)	A	L	6-21	78,000
O 24	Maryland	H	L	25-27	17,850
O 31	Georgia Tech	A	L	17-20	44,129
N 7	Wake Forest	H	L	14-28	33,600
N 14	N.C. State (-/14)	A	L	27-45	46,350
N 21	North Carolina (-/21)	H	L	28-31	28,680

**1993**

Overall Record: 3-8 ACC: 2-6 (7th)  
 Head Coach: Barry Wilson  
 Captains: Steve Alderfer, Robert Baldwin, Brad Sherrod & Scott Youmans

S 4	Florida State (-/1)	H	L	7-45	26,800
S 11	Rutgers	A	L	38-39	26,854
S 18	Army	H	W	42-21	21,300
S 25	Virginia (-/22)	A	L	0-35	37,700
O 2	Tennessee (-/11)	A	L	19-52	96,173
O 9	Clemson	H	L	10-13	18,600
O 16	Maryland	A	L	18-26	31,487
O 23	Wake Forest	A	W	21-13	20,123
O 30	Georgia Tech	H	L	14-47	30,470
N 6	N.C. State (-/22)	H	W	21-20	15,200
N 26	North Carolina (-/13)	A	L	24-38	50,000

**1994**

Hall of Fame Bowl

Overall Record: 8-4 ACC: 5-3 (13rd)  
 Head Coach: Fred Goldsmith  
 Captains: Zaid Abdul-Aleem, Robert Baldwin & Matt Williams

S 3	Maryland	H	W	49-16	20,831
S 10	East Carolina	H	W	13-10	36,420
S 15	Army	H	W	43-7	24,342
S 24	Georgia Tech	A	W	27-12	40,107
O 1	Navy	A	W	47-14	25,579
O 15	Clemson (25/-)	H	W	19-13	29,432
O 22	Wake Forest (20/-)	A	W	51-26	21,445
O 29	Florida State (16/9)	A	L	20-59	73,889
N 5	Virginia (23/13)	H	W	28-25	33,941
N 12	N.C. State (19/-)	A	L	23-24	53,900
N 19	North Carolina (25/-)	H	L	40-41	40,103
J 2	Wisconsin (25/-)	N <sup>22</sup>	L	20-34	61,384

## 1995

Overall Record: 3-8 ACC: 1-7 (8th)  
 Head Coach: Fred Goldsmith  
 Captains: Spence Fischer & Jon Merrill

S 2	Florida State (-/1)	N <sup>25</sup>	L	26-70	51,200
S 9	Rutgers	H	W	24-14	25,400
S 16	Army	A	W	23-21	33,031
S 23	Maryland (-/24)	A	L	28-41	41,013
S 30	Navy	H	L	9-30	29,400
O 7	Georgia Tech	H	L	21-37	20,110
O 14	Virginia (-/19)	A	L	30-44	40,200
O 21	N.C. State	H	L	38-41	24,117
O 28	Wake Forest	H	W	42-26	31,752
N 11	Clemson (-/24)	A	L	17-34	63,000
N 18	North Carolina	A	L	24-28	47,000

## 1996

Overall Record: 0-11 ACC: 0-8 (9th)  
 Head Coach: Fred Goldsmith  
 Captains: Gerald Ford, Billy Granville & John Krueger

S 7	Florida State (-/3)	A	L	7-44	70,181
S 14	Northwestern	H	L	13-38	29,321
S 21	Army	A	L	17-35	36,049
S 26	Georgia Tech	A	L	22-48	44,145
O 5	Navy	A	L	27-64	31,365
O 12	Clemson	H	L	6-13	23,586
O 26	Maryland	H	L	19-22	18,751
N 2	Virginia (-/16)	H	L	3-27	28,276
N 9	N.C. State	A	L	22-44	47,200
N 16	Wake Forest	A	L	16-17	17,842
N 23	North Carolina (-/13)	H	L	10-27	30,264

## 1997

Overall Record: 2-9 ACC: 0-8 (9th)  
 Head Coach: Fred Goldsmith  
 Captains: Chike Egbuniwe & Jeff Hodrick

S 6	N.C. State	H	L	14-45	33,214
S 13	Northwestern	A	L	20-24	36,225
S 20	Army	H	W	20-17	21,748
S 27	Navy	H	W	26-17	17,370
O 4	Maryland	A	L	10-16	23,206
O 11	Florida State (-/4)	H	L	27-51	21,557
O 18	Virginia	A	L	10-13	36,600
O 25	Wake Forest	H	L	24-38	28,276
N 8	Clemson	A <sup>OT</sup>	L	20-29	61,500
N 15	Georgia Tech	H	L	38-41	22,638
N 22	North Carolina (-/8)	A	L	14-50	53,500

## 1998

Overall Record: 4-7 ACC: 2-6 (16th)  
 Head Coach: Fred Goldsmith  
 Captains: Lennie Friedman, Dawud Rasheed & Eric Scanlan

S 5	Western Carolina	H	W	24-10	22,460
S 12	Northwestern	A	W	44-10	40,178
S 19	Florida State (-/11)	A	L	13-62	80,032
S 26	Virginia (-/11)	H	L	0-24	24,380
O 3	Georgia Tech	A	L	13-41	35,724
O 10	Wake Forest	A	W	19-16	22,037
O 17	N.C. State	A	L	24-27	50,200
O 24	Clemson	H	W	28-23	30,630
O 31	Vanderbilt	A <sup>2OT</sup>	L	33-36	27,214
N 14	Maryland	H	L	25-42	15,272
N 21	North Carolina	H	L	6-28	25,740

## 1999

Overall Record: 3-8 ACC: 3-5 (16th)  
 Head Coach: Carl Franks  
 Captains: Chris Combs, Eric Jones, Scottie Montgomery & Austin Smithwick

S 11	East Carolina	A	L	9-27	42,052
S 18	Northwestern	H <sup>OT</sup>	L	12-15	18,720
S 25	Vanderbilt	H	L	14-31	20,483
O 2	Florida State (-/1)	N <sup>21</sup>	L	23-51	37,310
O 9	Virginia	A <sup>2OT</sup>	W	24-17	43,600
O 16	Georgia Tech (-/8)	H	L	31-38	16,648
O 23	N.C. State	H <sup>OT</sup>	L	24-31	26,179
O 30	Maryland	A	W	25-22	30,222
N 6	Clemson	A	L	7-58	75,000
N 13	Wake Forest	H	W	48-35	29,457
N 20	North Carolina	A	L	0-38	35,000

## 2000

Overall Record: 0-11 ACC: 0-8 (9th)  
 Head Coach: Carl Franks  
 Captains: Troy Andrew, Troy Austin, Todd DeLamielleure & Spencer Romine

S 2	East Carolina	H	L	0-38	30,224
S 9	Northwestern	A	L	5-38	23,209
S 16	Virginia	H	L	10-26	18,776
S 23	Vanderbilt	A	L	7-26	35,391
S 30	Clemson (-/7)	H	L	22-52	16,872
O 14	Florida State (-/7)	A	L	14-63	80,280
O 21	Georgia Tech	A	L	10-45	36,908
O 28	Maryland	H	L	9-20	20,033
N 4	Wake Forest	A	L	26-28	19,224
N 11	N.C. State	A	L	31-35	51,680
N 18	North Carolina	H	L	21-59	24,673

## 2001

Overall Record: 0-11 ACC: 0-8 (9th)  
 Head Coach: Carl Franks  
 Captains: Ben Erdeljac, Ronnie Hamilton, Mike Hart & Nate Krill

S 1	Florida State (-/6)	H	L	13-55	23,312
S 8	Rice	A	L	13-15	17,745
S 22	Northwestern (-/16)	H	L	7-44	18,427
S 29	Virginia	A	L	10-31	54,653
O 6	Georgia Tech (-/17)	H	L	10-37	10,431
O 13	Wake Forest	H	L	35-42	10,835
O 20	Maryland (-/12)	A	L	17-59	43,528
O 27	Vanderbilt	H	L	28-42	18,332
N 3	N.C. State	H	L	31-55	35,206
N 17	North Carolina	A	L	17-52	52,000
D 1	Clemson	A	L	31-59	72,000

NOTE: The Duke-Clemson game was originally scheduled for September 15, but was shifted to December 1 following the series of attacks on the United States on September 11.

## 2002

Overall Record: 2-10 ACC: 0-8 (9th)  
 Head Coach: Carl Franks  
 Captains: Ryan Fowler, Jamyon Small & Drew Strojny

A 31	East Carolina	H	W	23-16	23,276
S 7	Louisville	H	L	3-40	25,486
S 14	Northwestern	A	L	21-26	22,910
S 21	Florida State (-/5)	A	L	17-48	82,397
S 28	Navy	A	W	43-17	31,647
O 5	Virginia	H	L	22-27	17,638
O 12	Wake Forest	A	L	10-36	25,856
O 19	N.C. State (-/13)	A	L	22-24	51,500
O 26	Maryland	H	L	12-45	23,451
N 2	Clemson	H	L	31-34	16,479
N 16	Georgia Tech	A	L	2-17	41,335
N 23	North Carolina	H	L	21-23	33,002

## 2003

Overall Record: 4-8 ACC: 2-6 (8th)  
 Head Coach: Carl Franks  
 Captains: Ryan Fowler, Terrell Smith, Drew Strojny & Alex Wade

A 30	Virginia (-/18)	A	L	0-27	61,737
S 6	Western Carolina	H	W	29-3	18,022
S 13	Rice	H <sup>OT</sup>	W	27-24	18,742
S 20	Northwestern	H	L	10-28	21,143
S 27	Florida State (-/6)	H	L	7-56	24,370
O 11	Maryland	A	L	20-33	50,084
O 18	Wake Forest	H	L	13-42	17,314
O 25	N.C. State	H	L	21-28	27,614
N 1	Tennessee (-/19)	A	L	6-23	104,772
N 8	Georgia Tech	H	W	41-17	12,976
N 15	Clemson	A	L	7-40	70,000
N 22	North Carolina	A	W	30-22	48,000

NOTE: Ted Roof served as interim head coach for the final five games of the 2003 season.

## 2004

Overall Record: 2-9 ACC: 1-7 (110th)  
 Head Coach: Ted Roof  
 Captains: Giuseppe Aguanno, Phillip Alexander, Chris Dapolito & Kenneth Stanford

S 4	Navy	A	L	12-27	29,027
S 11	Connecticut	A	L	20-22	40,000
S 18	Virginia Tech	A	L	17-41	65,115
S 25	Maryland (-/23)	H	L	21-55	16,298
O 2	The Citadel	H	W	28-10	16,814
O 16	Georgia Tech	A	L	7-24	46,856
O 23	Virginia (-/14)	H	L	16-37	24,157
O 30	Wake Forest	A	L	22-24	25,762
N 6	Florida State (-/13)	A	L	7-29	80,598
N 13	Clemson	H	W	16-13	24,714
N 20	North Carolina	H	L	17-40	30,541

## 2005

Overall Record: 1-10 ACC: 0-8 (6th/Coastal)  
 Head Coach: Ted Roof  
 Captains: Phillip Alexander, Brendan Dewan & Ronnie Elliott

S 3	East Carolina	A	L	21-24	35,107
S 10	Virginia Tech (-/7)	H	L	0-45	25,014
S 17	VMI	H	W	40-14	10,126
S 24	Virginia (-/23)	A	L	7-38	61,021
O 1	Navy	H	L	21-28	15,246
O 8	Miami (-/9)	A	L	7-52	40,315
O 15	Georgia Tech	H	L	10-35	17,451
O 22	Florida State (-/11)	H	L	24-55	21,731
O 29	Wake Forest	H	L	6-44	15,347
N 3	Clemson	A	L	20-49	77,000
N 19	North Carolina	A	L	21-24	50,000

## 2006

Overall Record: 0-12 ACC: 0-8 (6th/Coastal)  
 Head Coach: Ted Roof  
 Captains: Casey Camero, Eli Nichols & John Talley

S 2	Richmond	H	L	0-13	27,546
S 9	Wake Forest	A	L	13-14	26,071
S 16	Virginia Tech (-/14)	A	L	0-36	66,233
S 30	Virginia	H	L	0-37	19,241
O 7	Alabama	A	L	14-30	92,138
O 14	Florida State	H	L	24-51	17,525
O 21	Miami	H	L	15-20	16,291
O 28	Vanderbilt	H	L	28-45	14,198
N 4	Navy	H	L	13-38	17,782
N 11	Boston College (-/22)	A	L	7-28	42,326
N 18	Georgia Tech (-/18)	A	L	21-49	46,768
N 25	North Carolina	H	L	44-45	24,478

Overall Record: 1-11      ACC: 0-8 (6th/Coastal)  
Head Coach: Ted Roof  
Captains: Patrick Bailey, Chris Davis,  
              Matt Rumsey & Jomar Wright

S 1	Connecticut	H	L	14-45	17,251
S 8	Virginia	A	L	13-24	58,554
S 15	Northwestern	A	W	20-14	23,716
S 22	Navy	A	L	43-46	31,278
S 29	Miami	A	L	14-24	30,614
O 6	Wake Forest	H	L	36-41	20,134
O 13	Virginia Tech (-/12)	H	L	14-43	23,691
O 27	Florida State	A	L	6-25	79,159
N 3	Clemson (-/25)	H	L	10-47	20,457
N 10	Georgia Tech	H	L	24-41	18,788
N 17	Notre Dame	A	L	7-28	80,975
N 24	North Carolina	A <sup>OT</sup>	L	14-20	52,000

**Overall Record:** 4-8      **ACC:** 1-7 (6th/Coastal)  
**Head Coach:** David Cutcliffe  
**Captains:** Greg Akinbiyi, Re'quan Boyette, Cameron Goldberg,  
 Eron Riley, Vincent Rey, Tielor Robinson,  
 Michael Tauiliili & Glenn Williams

A 30	James Madison	H	W	31-7	32,571
S 6	Northwestern	H	L	20-24	23,614
S 13	Navy	H	W	41-31	25,082
S 27	Virginia	H	W	31-3	25,527
O 4	Georgia Tech	A	L	0-27	46,104
O 18	Miami	H	L	31-49	32,011
O 25	Vanderbilt	A	W	10-7	38,270
N 1	Wake Forest	A <sup>OT</sup>	L	30-33	32,226
N 8	N.C. State	H	L	17-27	31,964
N 15	Clemson	A	L	7-31	74,272
N 22	Virginia Tech	A	L	3-14	66,233
N 29	North Carolina	H	L	20-28	30,322

**Overall Record:** 5-7                      **ACC:** 3-5 (5th/Coastal)  
**Head Coach:** David Cutcliffe  
**Captains:** Thaddeus Lewis & Vincent Rey

S 5	Richmond	H	L	16-24	33,311
S 12	Army	A	W	35-19	25,698
S 19	Kansas (-/22)	A	L	16-44	50,101
S 26	N.C. Central	H	W	49-14	26,390
O 3	Virginia Tech (-/6)	H	L	26-34	26,211
O 10	N.C. State	A	W	49-28	56,452
O 24	Maryland	H	W	17-13	24,650
O 31	Virginia	A	W	28-17	41,713
N 7	North Carolina	A	L	6-19	59,750
N 14	Georgia Tech (-/7)	H	L	10-49	25,899
N 21	Miami (-/20)	A	L	16-34	38,200
N 28	Wake Forest	H	L	34-45	21,420

**Overall Record:** 3-9 **ACC:** 1-7 (15th/Coastal)  
**Head Coach:** David Cutcliffe  
**Captains:** Abraham Kromah, Bryan Morgan & Chris Rwabukamba

S 4	Elon	H	W	41-27	33,941
S 11	Wake Forest	A	L	48-54	31,673
S 18	Alabama (-/1)	H	L	13-62	39,042
S 25	Army	H	L	21-35	28,289
O 2	Maryland	A	L	16-21	39,106
O 16	Miami	H	L	13-28	25,911
O 23	Virginia Tech (-/23)	A	L	7-44	66,233
O 30	Navy	A	W	34-31	34,117
N 6	Virginia	H	W	55-48	22,741
N 13	Boston College	H	L	16-21	21,420
N 20	Georgia Tech	A	L	20-30	42,110
N 27	North Carolina	H	L	19-24	30,904

Overall Record: 3-9 ACC: 1-7 (6th/Coastal)  
Head Coach: David Cutcliffe  
Captains: Matt Daniels, Charlie Hatcher, Kyle Hill & Sean Renfree

S 3	Richmond	H	L	21-23	32,741
S 10	Stanford (-6)	H	L	14-44	24,785
S 17	Boston College	A	W	20-19	35,812
S 24	Tulane	H	W	48-27	20,138
O 1	FIU	A	W	31-27	22,682
O 15	Florida State	H	L	16-41	24,687
O 22	Wake Forest	H	L	23-24	22,258
O 29	Virginia Tech (-15)	H	L	10-14	27,392
N 5	Miami	A	L	14-49	62,053
N 12	Virginia	A	L	21-31	45,733
N 19	Georgia Tech	H	L	31-38	18,747
N 26	North Carolina	A	L	21-37	58,500

Overall Record: 6-7 ACC: 3-5 (5th/Coastal)  
Head Coach: David Cutcliffe  
Captains: Walt Canty, Ross Cockrell,  
Sean Renfree & Conner Vernon

S 1	FIU	H	W	46-26	31,117
S 8	Stanford (-25)	A	L	13-50	44,016
S 15	N.C. Central	H	W	54-17	22,829
S 22	Memphis	H	W	38-14	23,658
S 29	Wake Forest	A	W	34-27	28,743
O 6	Virginia	H	W	42-17	26,856
O 13	Virginia Tech	A	L	20-41	65,632
O 20	North Carolina	H	W	33-30	33,941
O 27	Florida State (-11)	A	L	7-48	71,467
N 3	Clemson (-10)	H	L	20-56	31,894
N 17	Georgia Tech	A	L	24-42	41,904
N 24	Miami	H	L	45-52	26,895
D 27	Cincinnati	N <sup>3</sup>	L	34-48	48,128

Overall Record: 10-4 ACC: 6-2 (1st/Coastal)  
Final National Ranking: 22nd (USA Today/Coaches); 23rd (AP); 24th (BCS)  
Head Coach: David Cutcliffe  
Captains: Anthony Boone, Ross Cockrell, Justin Foxx,  
Dave Harding & Juwan Thompson

A 31	N.C. Central	H	W	45-0	22,521
S 7	Memphis	A	W	28-14	44,237
S 14	Georgia Tech	H	L	14-38	21,267
S 21	Pittsburgh	H	L	55-58	22,714
S 28	Troy	H	W	38-31	30,126
O 12	Navy	H	W	35-7	23,749
O 19	Virginia	A	W	35-22	39,071
O 26	Virginia Tech (-/16)	A	W	13-10	63,326
N 9	N.C. State	H	W	38-20	32,014
N 16	Miami (-/24)	H	W	48-30	30,000
N 23	Wake Forest (25/-)	A	W	28-21	28,463
N 30	North Carolina (24/-)	A	W	27-25	62,000
D 7	Florida State (20/1)	N <sup>B</sup>	L	7-45	67,694
D 31	Texas A&M (22/20)	N <sup>I</sup>	L	48-52	67,946

Overall Record: 9-4      ACC: 5-3 (2nd/Coastal)  
Head Coach: David Cutcliffe  
Captains: Anthony Boone, Kelby Brown, Jeremy Cash  
Jamison Crowder & Laken Tomlinson

A 30	Elon	H	W	52-13	31,213
S 6	Troy	A	W	34-17	21,331
S 13	Kansas	H	W	41-3	25,203
S 20	Tulane	H	W	47-13	20,197
S 27	Miami	A	L	10-22	44,559
O 11	Georgia Tech (-/22)	A	W	31-25	44,281
O 18	Virginia	H	W	20-13	28,131
N 1	Pittsburgh (24/-)	A <sup>2OT</sup>	W	51-48	39,293
N 8	Syracuse (22/-)	A	W	27-10	39,331
N 15	Virginia Tech (19/-)	H	L	16-17	30,107
N 20	North Carolina	H	L	20-45	33,941
N 29	Wake Forest	H	W	41-21	22,247
D 27	Arizona State (-/15)	N <sup>26</sup>	L	31-36	47,809

Overall Record: 8-5      ACC: 4-4 (14th/Coastal)  
Head Coach: David Cutcliffe  
Captains: Jeremy Cash & Matt Skura

S 3	Tulane	A	W	37-7	25,470
S 12	N.C. Central	H	W	55-0	33,941
S 19	Northwestern (-23)	H	L	10-19	24,127
S 26	Georgia Tech (-20)	H	W	34-20	20,101
O 3	Boston College	H	W	9-7	20,009
O 10	Army West Point	A	W	44-3	39,712
O 24	Virginia Tech (23-)	A <sup>OT</sup>	W	45-43	63,257
O 31	Miami (22-)	H	L	27-30	30,143
N 7	North Carolina (-21)	A	L	31-66	60,000
N 14	Pittsburgh	H	L	13-31	30,241
N 21	Virginia	A	L	34-42	35,178
N 28	Wake Forest	A	W	27-21	26,435
D 26	Indiana	N <sup>15 OT</sup>	W	44-41	37,218

N <sup>1</sup>	Raleigh, N.C.	N <sup>14</sup>	Baltimore, Md.
N <sup>2</sup>	Richmond, Va.	N <sup>15</sup>	New York, N.Y.
N <sup>3</sup>	Columbia, S.C.	N <sup>16</sup>	New Orleans, La.
N <sup>4</sup>	Atlanta, Ga.	N <sup>17</sup>	Washington, D.C.
N <sup>5</sup>	Lynchburg, Va.	N <sup>18</sup>	Roanoke, Va.
N <sup>6</sup>	Rocky Mount, N.C.	N <sup>19</sup>	Miami, Fla.
N <sup>7</sup>	Greensboro, N.C.	N <sup>20</sup>	Dallas, Texas
N <sup>8</sup>	Charlotte, N.C.	N <sup>21</sup>	Jacksonville, Fla.
N <sup>9</sup>	Norfolk, Va.	N <sup>22</sup>	Tampa, Fla.
N <sup>10</sup>	Goldsboro, N.C.	N <sup>23</sup>	Birmingham, Ala.
N <sup>11</sup>	Buffalo, N.Y.	N <sup>24</sup>	Tokyo, Japan
N <sup>12</sup>	Winston-Salem, N.C.	N <sup>25</sup>	Orlando, Fla.
N <sup>13</sup>	Pasadena, Calif.	N <sup>26</sup>	El Paso, Texas



SERIES LEDGERS

Alabama (1-3)

1945	N	W	29-26
1972	A	L	12-35
2006	A	L	14-30
2010	H	L	13-62

Arizona State (0-1)

2014	N	L	31-36
------	---	---	-------

Arkansas (1-0)

1960	N	W	7-6
------	---	---	-----

Army West Point (12-10-1)

1944	N	L	7-27
1945	N	L	13-48
1946	N	L	0-19
1953	N	L	13-14
1954	H	L	14-28
1959	H	L	6-21
1964	A	W	6-0
1967	A	W	10-7
1968	A	L	25-57
1974	H	W	33-14
1975	A	W	21-10
1979	A	T	17-17
1984	A	L	9-13
1989	H	W	35-29
1990	A	W	17-16
1993	H	W	42-21
1994	H	W	43-7
1995	A	W	23-21
1996	A	L	17-35
1997	H	W	20-17
2009	A	W	35-19
2010	H	L	21-35
2015	A	W	44-3

Auburn (3-3)

1892	A	W	34-6
1932	A	L	7-18
1933	H	W	13-7
1934	A	W	13-6
1935	H	L	0-7
1980	A	L	28-35

Baylor (1-0)

1958	H	W	12-7
------	---	---	------

Boston College (3-4)

1927	A	W	25-9
1928	A	L	0-19
1929	A	L	12-20
2006	A	L	7-28
2010	H	L	16-21
2011	A	W	20-19
2015	H	W	9-7

California (1-0-1)

1962	H	W	21-7
1963	A	T	22-22

Cincinnati (0-1)

2012	N	L	34-48
------	---	---	-------

The Citadel (2-0)

1988	H	W	41-17
2004	H	W	28-10

Clemson (16-36-1)

1934	H	W	20-6
1935	H	W	38-12
1936	H	W	25-0
1957	H	W	7-6
1959	A	L	0-6
1960	H	W	21-6
1961	H	L	7-17
1962	A	W	16-0
1963	H	W	35-30
1965	H	L	2-3
1966	A	L	6-9
1967	H	L	7-13
1968	A	L	22-39
1969	H	W	34-27
1970	A	W	21-10

1971	N	L	0-3
------	---	---	-----

1972	A	W	7-0
1973	H	L	8-24
1974	A	L	13-17
1975	H	W	25-21
1976	A	T	18-18
1977	H	L	11-17
1978	A	L	8-28
1979	H	L	10-28
1980	A	W	34-17
1981	H	L	10-38
1982	A	L	14-49
1983	H	L	31-38
1984	A	L	21-54
1985	H	L	9-21
1986	A	L	3-35
1987	A	L	10-17
1988	A	L	17-49
1989	H	W	21-17
1990	A	L	7-26
1991	N	L	21-33
1992	A	L	6-21
1993	H	L	10-13
1994	H	W	19-13
1995	A	L	17-34
1996	H	L	6-13
1997 OT	A	L	20-29
1998	H	W	28-23
1999	A	L	7-58
2000	H	L	22-52
2001	A	L	31-59
2002	H	L	31-34
2003	A	L	7-40
2004	H	W	16-13
2005	A	L	20-49
2007	H	L	10-47
2008	A	L	7-31
2012	H	L	20-56

Colgate (9-0)

1936	H	W	6-0
1937	A	W	13-0
1938	N	W	7-0
1939	H	W	37-0
1940	A	W	13-0
1941	H	W	27-14
1942	N	W	34-0
1987	H	W	41-6
1991	H	W	42-14

Columbia (0-1)

1926	A	L	0-24
------	---	---	------

Connecticut (0-2)

2004	A	L	20-22
2007	H	L	14-45

Davidson (16-4-1)

1922		W	12-0
1923		W	18-6
1924	H	L	13-20
1925	A	L	0-26
1926	H	L	0-20
1927	A	W	48-7
1928	H	W	33-0
1929	A	L	12-13
1930	H	W	12-0
1931	A	T	0-0
1932	H	W	13-0
1933	A	W	19-7
1934	A	W	20-0
1935	A	W	26-7
1936	N	W	13-0
1937	A	W	34-6
1938	H	W	27-0
1939	A	W	26-6
1940	A	W	46-13
1941	A	W	56-0
1942	N	W	21-0

East Carolina (5-5)

1977	H	L	16-17
1979	H	W	28-14
1980	H	L	10-35

1981	H	W	24-14
1992	H	W	45-14
1994	H	W	13-10
1999	A	L	9-27
2000	H	L	0-38
2002	H	W	23-16
2005	A	L	21-24

Elon (7-0-1)

1920		W	13-6
1921	H	T	0-0
1923	N	W	39-0
1924	H	W	54-0
1925	A	W	6-0
1926	H	W	32-0
2010	H	W	41-27
2014	H	W	52-13

Emory & Henry (2-0)

1920		W	7-0
1921	A	W	7-0

Florida (2-3)

1962	N	W	28-21
1970	N	L	19-21
1971	N	W	12-6
1974	A	L	13-30
1975	A	L	16-24

FIU (2-0)

2011	A	W	31-27
2012	H	W	46-26

Florida State (0-19)

1992	A	L	21-48
1993	H	L	7-45
1994	A	L	20-59
1995	N	L	26-70
1996	A	L	7-44
1997	H	L	27-51
1998	A	L	13-62
1999	N	L	23-51
2000	A	L	14-63
2001	H	L	13-55
2002	A	L	17-48
2003	H	L	7-56
2004	A	L	7-29
2005	H	L	24-55
2006	H	L	24-51
2007	A	L	6-25
2011	H	L	16-41
2012	A	L	7-48
2013	N	L	7-45

Furman (1-2)

1891	N	W	96-0
1927	H	L	7-13
1928	A	L	0-6

George Washington (2-0)

1948	H	W	62-0
1949	A	W	35-0

Georgetown (0-1)

1928	A	L	0-35
------	---	---	------

Georgia (0-1)

1986	A	L	7-31
------	---	---	------

Georgia Tech (32-50-1)

1933	A	L	0-6
1934	H	W	20-0
1935	A	L	0-6
1936	H	W	19-6
1937	A	W	20-19
1938	H	W	6-0
1939	A	W	7-6
1940	H	W	41-7
1941	A	W	14-0
1942	H	L	7-26
1943	A	W	14-7
1944	H	W	19-13
1945	A	W	14-6
1946	H	L	0-14

1947	A	L	0-7
1948	H	L	7-19
1949	A	W	27-14
1950	H	W	30-21
1951	A	T	14-14
1952	H	L	7-28
1953	A	L	10-13
1954	H	W	21-20
1955	A	L	0-27
1956	H	L	0-7
1957	A	L	0-13
1958	H	L	8-10
1959	A	W	10-7
1960	H	W	6-0
1961	A	L	0-21
1962	H	L	9-20
1963	A	L	6-30
1964	H	L	8-21
1965	A	L	23-35
1966	H	L	7-48
1967	A	L	7-19
1968	H	W	46-30
1969	A	L	7-20
1970	H	L	16-24
1971	A	L	0-21
1972	H	W	20-14
1973	A	L	10-12
1974	H	W	9-0
1975	A	L	6-21
1976	H	W	31-7
1977	A	W	25-24
1978	H	W	28-10
1979	A	L	14-24
1980	H	W	17-12
1981	A	W	38-24
1982	A	W	38-21
1983	H	W	32-26
1984	A	L	3-31
1985	H	L	0-9
1986	A	L	6-34
1987	H	W	48-14
1988	A	W	31-21
1989	H	W	30-19
1990	A	L	31-48
1991	H	L	6-17
1992	A	L	17-20
1993	H	L	14-47
1994	A	W	27-12
1995	H	L	21-37
1996	A	L	22-48
1997	H	L	38-41
1998	A	L	13-41
1999	H	L	31-38
2000	A	L	10-45
2001	H	L	10-37
2002	A	L	2-17
2003	H	W	41-17
2004	A	L	7-24
2005	H	L	10-35
2006	A	L	21-49
2007	H	L	24-41
2008	A	L	0-27
2009	H	L	10-49
2010	A	L	20-30
2011	H	L	31-38
2012	A	L	24-42
2013	H	L	14-38
2014	A	W	31-25
2015	H	W	34-20

1968	H	W	46-30
1969	A	L	7-20
1970	H	L	16-24
1971	A	L	0-21
1972	H	W	20-14
1973	A	L	10-12
1974	H	W	9-0
1975	A	L	6-21
1976	H	W	31-7
1977	A	W	25-24
1978	H	W	28-10
1979	A	L	14-24
1980	H	W	17-12
1981	A	W	38-24
1982	A	W	38-21
1983	H	W	32-26
1984	A	L	3-31
1985	H	L	0-9
1986	A	L	6-34
1987	H	W	48-14
1988	A	W	31-21
1989	H	W	30-19
1990	A	L	31-48
1991	H	L	6-17
1992	A	L	17-20
1993	H	L	14-47
1994	A	W	27-12
1995	H	L	21-37
1996	A	L	22-48
1997	H	L	38-41
1998	A	L	13-41
1999	H	L	31-38
2000	A	L	10-45
2001	H	L	10-37
2002	A	L	2-17
2003	H	W	41-17
2004	A	L	7-24
2005	H	L	10-35
2006	A	L	21-49
2007	H	L	24-41
2008	A	L	0-27
2009	H	L	10-49
2010	A	L	20-30
2011	H	L	31-38
2012	A	L	24-42
2013	H	L	14-38
2014	A	W	31-25
2015	H	W	34-20

**North Carolina (38-60-4)**

1888	N	W	16-0
1889 <sup>SPRING</sup>	N	W	25-17
1889 <sup>FALL</sup>	H	W	1-0
1891	A	W	6-4
1892	A	L	0-24
1893	H	W	6-4
1894	A	L	0-28
1922	A	L	0-20
1923	A	L	6-14
1924	A	L	0-6
1925	H	L	0-41
1926	A	L	0-6
1927	H	L	0-18
1928	A	L	7-14
1929	H	L	7-48
1930	A	T	0-0
1931	H	T	0-0
1932	A	W	7-0
1933	H	W	21-0
1934	A	L	0-7
1935	H	W	25-0
1936	A	W	27-7
1937	H	L	6-14
1938	A	W	14-0
1939	H	W	13-3
1940	A	L	3-6
1941	H	W	20-0
1942	A	T	13-13
1943	H	W	14-7
1943	A	W	27-6
1944	A	W	33-0
1945	H	W	14-7
1946	A	L	7-22
1947	H	L	0-21
1948	A	L	0-20
1949	H	L	20-21
1950	A	W	7-0
1951	H	W	19-7
1952	A	W	34-0
1953	H	W	35-20
1954	A	W	47-12
1955	H	W	6-0
1956	A	W	21-6
1957	H	L	13-21
1958	A	W	7-6
1959	H	L	0-50
1960	A	L	6-7
1961	H	W	6-3
1962	A	W	16-14
1963	H	L	14-16
1964	A	L	15-21
1965	H	W	34-7
1966	A	W	41-25
1967	H	L	9-20
1968	A	L	14-25
1969	H	W	17-13
1970	A	L	34-59
1971	H	L	0-38
1972	A	L	0-14
1973	H	W	27-10
1974	A	L	13-14
1975	H	T	17-17
1976	A	L	38-39
1977	H	L	3-16
1978	A	L	15-16
1979	H	L	16-37
1980	A	L	21-44
1981	H	L	10-31
1982	H	W	23-17
1983	A	L	27-34
1984	H	L	15-17
1985	A	W	23-21
1986	H	L	35-42
1987	A	W	25-10
1988	H	W	35-29
1989	A	W	41-0
1990	H	L	22-24
1991	A	L	14-47
1992	H	L	28-31
1993	A	L	24-38
1994	H	L	40-41
1995	A	L	24-28
1996	H	L	10-27
1997	A	L	14-50
1998	H	L	6-28
1999	A	L	0-38

2000	H	L	21-59
2001	A	L	17-52
2002	H	L	21-23
2003	A	W	30-22
2004	H	L	17-40
2005	A	L	21-24
2006	H	L	44-45
2007 <sup>OT</sup>	A	L	14-20
2008	H	L	20-28
2009	A	L	6-19
2010	H	L	19-24
2011	A	L	21-37
2012	H	W	33-30
2013	A	W	27-25
2014	H	L	20-45
2015	A	L	31-66

**N.C. Central (4-0)**

2009	H	W	49-14
2012	H	W	54-17
2013	H	W	45-0
2015	H	W	55-0

**N.C. State (41-36-5)**

1924	A	L	0-14
1925	H	L	0-13
1926	A	L	19-26
1927	H	L	18-20
1928	A	W	14-12
1929	H	W	19-12
1930	A	W	18-0
1931	H	L	0-14
1932	A	L	0-6
1933	H	W	7-0
1934	H	W	32-0
1935	A	W	7-0
1936	H	W	13-0
1937	A	W	20-7
1938	H	W	7-0
1939	A	W	28-0
1940	H	W	42-6
1941	A	W	55-6
1942	H	W	47-0
1943	A	W	75-0
1945	H	W	26-13
1946	A	L	6-13
1947	H	W	7-0
1948	A	T	0-0
1949	H	W	14-13
1950	A	W	7-0
1951	H	W	27-21
1952	A	W	57-0
1953	H	W	31-0
1954	A	W	21-7
1955	A	W	33-7
1956	H	W	42-0
1957	A	T	14-14
1958	H	W	20-13
1959	A	W	17-15
1960	H	W	17-13
1961	A	W	17-6
1962	H	W	21-14
1963	A	L	7-21
1964	H	W	35-3
1965	A	L	0-21
1966	H	L	7-33
1967	A	L	7-28
1968	H	L	15-17
1969	A	T	25-25
1970	A	W	22-6
1971	H	W	41-13
1972	A	L	0-17
1973	H	L	3-21
1974	A	L	21-35
1975	H	T	21-21
1976	A	W	28-14
1977	H	L	32-37
1978	A	L	10-24
1979	H	L	7-28
1980	A	L	21-38
1981	H	W	17-7
1982	A	L	16-21
1983	H	W	27-26
1984	A	W	16-13
1985	H	W	31-19
1986	A	L	15-29
1987	H	L	45-47

1988	A	T	43-43
1989	H	W	35-26
1990	A	L	0-16
1991	H	L	31-32
1992	A	L	27-45
1993	H	W	21-20
1994	A	L	23-24
1995	H	L	38-41
1996	A	L	22-44
1997	H	L	14-45
1998	A	L	24-27
1999 <sup>OT</sup>	H	L	24-31
2000	A	L	31-35
2001	H	L	31-55
2002	A	L	22-24
2003	H	L	21-28
2008	H	L	17-27
2009	A	W	49-28
2013	H	W	38-20

**Northwestern (8-9)**

1985	H	W	40-17
1986	A	W	17-6
1987	H	W	31-16
1988	A	W	31-21
1989	H	W	41-31
1990	A	W	27-24
1996	H	L	13-38
1997	A	L	20-24
1998	A	W	44-10
1999 <sup>OT</sup>	H	L	12-15
2000	A	L	5-38
2001	H	L	7-44
2002	A	L	21-26
2003	H	L	10-28
2007	A	W	20-14
2008	H	L	20-24
2015	H	L	10-19

**Notre Dame (1-3)**

1958	A	L	7-9
1961	H	W	37-13
1966	A	L	0-64
2007	A	L	7-28

**Oglethorpe (1-0)**

1922	W	7-6
------	---	-----

**Ohio State (1-3)**

1955	A	W	20-14
1959	A	L	13-14
1970	A	L	10-34
1981	A	L	13-34

**Ohio University (2-0)**

1985	H	W	34-13
1986	H	W	22-7

**Oklahoma (0-1)**

1957	N	L	21-48
------	---	---	-------

**Oregon State (0-1)**

1941	H	L	16-20
------	---	---	-------

**Pennsylvania (1-1)**

1944	A	L	7-18
1954	A	W	52-0

**Pittsburgh (9-11)**

1929	H	L	7-52
1937	H	L	0-10
1938	H	W	7-0
1939	A	L	13-14
1940	H	W	12-7
1941	A	W	27-14
1942	A	W	28-0
1950	H	W	28-14
1951	A	W	19-14
1955	H	L	7-26
1956	N	L	14-27
1959	A	L	0-12
1965	H	W	21-13
1966	A	W	14-7
1969	H	L	12-14
1975	A	L	0-14
1976	H	L	31-44
2013	H	L	55-58

2014 <sup>2OT</sup>	A	W	51-48
2015	H	L	13-31

**Presbyterian (0-0-1)**

1922	T	6-6
------	---	-----

**Purdue (2-1-1)**

1953	H	W	20-14
1954	A	T	13-13
1973	A	L	7-27
1974	H	W	16-14

**Randolph Macon (3-0)**

1921	H	W	6-0
1922		W	25-12
1923		W	54-0

**Rice (5-1)**

1957	A	W	7-6
1959	H	W	24-7
1965	A	W	41-21
1992	H	W	17-12
2001	A	L	13-15
2003 <sup>OT</sup>	H	W	27-24

**Richmond (9-4)**

1924	A	W	14-0
1925	H	W	10-0
1926	A	L	7-9
1927	H	W	72-0
1943	H	W	61-0
1944	H	W	61-7
1946	H	W	41-0
1949	H	W	67-0
1950	A	W	41-0
1979	A	W	34-7
2006	H	L	0-13
2009	H	L	16-24
2011	H	L	21-23

**Rutgers (2-2)**

1987	A	L	0-7
1991	H	W	42-22
1993	A	L	38-39
1995	H	W	24-14

**South Carolina (24-17-3)**

1930	H	L	0-22
1931	A	L	0-7
1935	H	W	47-0
1936	A	W	21-0
1944	A	W	34-7
1945	H	W	60-0
1946	A	W	39-0
1947	H	T	0-0
1950	A	W	14-0
1951	A	W	34-6
1952	A	W	33-7
1953	A	W	20-7
1954	H	W	26-7
1955	A	W	41-7
1956	A	L	0-7
1957	A	W	26-14
1958	A	L	0-8
1959	A	L	7-12
1960	A	W	31-0
1961	A	W	7-6
1962	H	W	21-8
1963	H	W	22-14
1964	A	T	9-9
1965	A	W	20-15
1967	H	L	17-21
1968	A	W	14-7
1969	A	L	20-27
1970	A	W	42-38
1971	H	W	28-12
1974	A	W	20-14
1975	H	L	16-24
1976	A	L	6-24
1977	A	W	25-21
1978	H	W	16-12
1979	A	L	0-35
1980	A	L	7-20
1981	A	L	3-17
1982	A	W	30-17
1983	H	L	24-31
1984	A	L	0-21

1985	A	L	7-28
1989	A	L	21-27
1990	A	L	10-21
1991	A	T	24-24

Virginia Tech (9-14)

1937	N	W	25-0
1938	N	W	18-0
1948	N	W	7-0
1949	H	W	55-7
1950	N	W	47-6
1951	N	W	55-6
1969	N	L	12-48
1981	H	W	14-7
1982	H	L	21-22
1983	A	L	14-27
1984	A	L	0-27
2004	A	L	17-41
2005	H	L	0-45
2006	A	L	0-36
2007	H	L	14-43
2008	A	L	3-14
2009	H	L	26-34
2010	A	L	7-44
2011	H	L	10-14
2012	A	L	20-41
2013	A	W	13-10
2014	H	L	16-17
2015 <sup>40T</sup>	A	W	45-43

Wake Forest (57-37-2)

1889	N	L	0-32
1889	A	W	8-4
1893	N	W	12-6
1921	N	W	17-0
1922	N	W	3-0
1923	A	L	6-16
1924	H	L	0-32
1925	H	L	3-21
1926	N	L	0-21
1927	A	W	32-6
1928	H	W	38-0
1929	H	W	20-0
1930	A	T	13-13
1931	H	W	28-0
1932	H	W	9-0
1933	H	W	22-0
1934	H	W	28-7
1935	N	W	26-7
1936	A	W	20-0
1937	H	W	67-0
1938	N	W	7-0
1939	H	W	6-0
1940	A	W	23-0
1941	H	W	43-14
1942	A	L	7-20
1944	H	W	34-0
1945	A	W	26-19
1946	H	W	13-0
1947	A	W	13-6
1948	H	L	20-27
1949	H	L	7-27
1950	H	L	7-13
1951	H	L	13-19
1952	A	W	14-7
1953	H	W	19-0
1954	A	W	28-21
1955	H	W	14-0
1956	A	W	26-0
1957	H	W	34-7
1958	A	W	29-0
1959	H	W	27-15
1960	A	W	34-7
1961	H	W	23-3
1962	A	W	50-0
1963	H	W	39-7
1964	A	L	7-20
1965	H	W	40-7
1967	N	W	31-13
1968	H	W	18-3
1969	A	W	27-20
1970	H	L	14-28
1971	A	L	7-23
1972	H	L	7-9
1973	A	T	7-7
1974	H	W	23-7
1975	A	W	42-14
1976	H	L	17-38
1977	A	W	38-14
1978	H	W	3-0
1979	A	L	14-17
1980	H	L	24-27

1981	A	W	31-10
1982	H	W	46-26
1983	A	W	31-21
1984	H	L	16-20
1985	A	L	7-27
1986	H	W	38-36
1987	A	L	27-30
1988	H	L	16-35
1989	A	W	52-35
1990	H	W	57-20
1991	A	L	14-31
1992	H	L	14-28
1993	A	W	21-13
1994	A	W	51-26
1995	H	W	42-26
1996	A	L	16-17
1997	H	L	24-38
1998	A	W	19-16
1999	H	W	48-35
2000	A	L	26-28
2001	H	L	35-42
2002	A	L	10-36
2003	H	L	13-42
2004	A	L	22-24
2005	H	L	6-44
2006	A	L	13-14
2007	H	L	36-41
2008 <sub>OT</sub>	A	L	30-33
2009	H	L	34-45
2010	A	L	48-54
2011	H	L	23-24
2012	A	W	34-27
2013	A	W	28-21
2014	H	W	41-21
2015	A	W	27-21

Washington (1-1)

1972	A	L	6-14
1973	H	W	23-21

Washington & Lee (7-1)

1927	A	L	7-12
1930	H	W	14-0
1931	A	W	6-0
1932	H	W	13-0
1935	N	W	26-0
1936	N	W	51-0
1937	N	W	43-0
1952	H	W	34-0

West Virginia (3-1)

1966	H	W	34-15
1970	A	W	21-13
1971	H	W	31-15
1985	A	L	18-20

Western Carolina (3-0)

1990	H	W	49-18
1998	H	W	24-10
2003	H	W	29-3

William & Mary (1-6)

1921	H	L	0-12
1922	L	L	7-13
1923	N	L	0-21
1924	N	L	3-21
1925	A	L	0-41
1951	A	L	13-14
1955	H	W	47-7

Wisconsin (0-1)

1994	N	L	20-34
------	---	---	-------

Wofford (6-0-1)

1920		T	0-0
1921	A	W	68-0
1922		W	26-0
1924	H	W	12-0
1925	A	W	6-0
1926	H	W	34-0
1930	H	W	14-0

MILESTONE GAMES

#	Final Score	Date	Location	Attendance
1	Duke 16, North Carolina 0	November 27, 1888	Raleigh, N.C.	600
50	Duke 20, Newberry 14	November 24, 1923	Durham, N.C.	—
100	Navy 45, Duke 13	October 19, 1929	Annapolis, Md.	—
200	Pittsburgh 14, Duke 13	October 14, 1939	Pittsburgh, Pa.	50,000
300	[16] Duke 28, Pittsburgh 14	September 30, 1950	Durham, N.C.	25,000
400	North Carolina 50, Duke 0	November 26, 1959	Durham, N.C.	33,000
500	Virginia Tech 48, Duke 12	November 15, 1969	Norfolk, Va.	23,000
600	North Carolina 16, Duke 15	November 25, 1978	Chapel Hill, N.C.	45,000
700	Duke 31, Northwestern 21	September 3, 1988	Evanston, Ill.	24,713
800	[13] North Carolina 27, Duke 10	November 23, 1996	Durham, N.C.	30,264
900	Clemson 49, Duke 20	November 3, 2005	Clemson, S.C.	77,000
1,000	[20] Texas A&M 52, [22] Duke 48	December 31, 2013	Atlanta, Ga.	67,946
1,026	Duke 44, Indiana 41 (OT)	December 26, 2015	New York, N.Y.	37,218

MILESTONE WINS

#	Final Score	Date	Location	Attendance
1	Duke 16, North Carolina 0	November 27, 1888	Raleigh, N.C.	600
50	Duke 38, Mercer 18	November 3, 1928	Durham, N.C.	—
100	Duke 25, North Carolina 0	November 16, 1935	Durham, N.C.	46,880
150	[3] Duke 55, N.C. State 6	November 22, 1941	Raleigh, N.C.	10,000
200	Duke 7, North Carolina 0	November 25, 1950	Chapel Hill, N.C.	40,000
250	Duke 29, Wake Forest 0	November 15, 1958	Winston-Salem, N.C.	20,000
300	Duke 10, Army 7	October 7, 1967	West Point, N.Y.	31,000
350	Duke 16, South Carolina 12	September 23, 1978	Durham, N.C.	33,895
400	Duke 35, N.C. State 26	November 11, 1989	Durham, N.C.	41,200
450	Duke 49, N.C. Central 14	September 26, 2009	Durham, N.C.	26,390
475	[24] Duke 27, North Carolina 25	November 30, 2013	Chapel Hill, N.C.	62,000
492	Duke 44, Indiana 41 (OT)	December 26, 2015	New York, N.Y.	37,218

LARGEST CROWDS

	Attendance	Score	Date	Location
1.	104,832	[4] Michigan 52, Duke 0	September 30, 1978	Ann Arbor, Mich.
2.	104,772	[19] Tennessee 23, Duke 6	November 1, 2003	Knoxville, Tenn.
3.	104,072	[1] Michigan 21, Duke 9	September 17, 1977	Ann Arbor, Mich.
4.	96,173	[11] Tennessee 52, Duke 19	October 2, 1993	Knoxville, Tenn.
5.	95,223	Duke 25, Tennessee 24	September 4, 1982	Knoxville, Tenn.
6.	93,659	[17] Tennessee 28, Duke 6	September 16, 1989	Knoxville, Tenn.
7.	93,144	Duke 31, Tennessee 26	September 10, 1988	Knoxville, Tenn.
8.	93,000	[7] Southern California 7, [3] Duke 3	January 2, 1939	Pasadena, Calif.
9.	92,138	Alabama 30, Duke 14	October 7, 2006	Tuscaloosa, Ala.
10.	86,266	[11] Ohio State 34, Duke 13	September 12, 1981	Columbus, Ohio
11.	86,123	[1] Ohio State 34, Duke 10	October 3, 1970	Columbus, Ohio
12.	83,500	[11] Clemson 49, Duke 17	October 15, 1988	Clemson, S.C.
13.	83,098	Tennessee 34, Duke 0	November 4, 1978	Knoxville, Tenn.
14.	82,834	[12] Ohio State 14, Duke 13	September 26, 1959	Columbus, Ohio
15.	82,687	Duke 21, Tennessee 18	September 11, 1976	Knoxville, Tenn.

LARGEST HOME CROWDS

	Attendance	Score	Date	Location
1.	57,500	North Carolina 21, Duke 20	November 19, 1949	Durham, N.C.
2.	56,500	North Carolina 21, [13] Duke 0	November 22, 1947	Durham, N.C.
3.	56,000	[12] Oregon State 20, [2] Duke 16	January 1, 1942	Durham, N.C.
4.	52,000	[13] Duke 13, [7] North Carolina 3	November 18, 1939	Durham, N.C.
5.	51,500	North Carolina 38, Duke 0	November 20, 1971	Durham, N.C.
6.	50,000	Duke 19, North Carolina 7	November 24, 1951	Durham, N.C.
7.	49,138	[3] Duke 7, [4] Pittsburgh 0	November 26, 1938	Durham, N.C.
8.	47,500	North Carolina 16, Duke 14	November 28, 1963	Durham, N.C.
9.	46,880	Duke 25, North Carolina 0	November 16, 1935	Durham, N.C.
10.	46,000	[13] Duke 19, [4] Navy 10	November 5, 1960	Durham, N.C.
11.	45,000	Duke 19, Tennessee 0	October 4, 1941	Durham, N.C.
	45,000	[3] Duke 20, North Carolina 0	November 15, 1941	Durham, N.C.
	45,000	[4] Georgia Tech 28, [6] Duke 7	November 1, 1952	Durham, N.C.
	45,000	[8] Georgia Tech 21, Duke 8	October 31, 1964	Durham, N.C.
	45,000	Duke 34, North Carolina 7	November 20, 1965	Durham, N.C.



# BOWL GAME SUMMARIES

## [7] Southern California 7, [3] Duke 3 Rose Bowl • January 2, 1939 • Pasadena, Calif.

The Blue Devils' famed "Iron Dukes", with co-captains **Dan Hill** and **Eric Tipton** leading the way, entered the Rose Bowl having completed the regular season unbeaten, untied and unscored upon, but Southern Cal ruined that perfect season in the final minute of Duke's first bowl appearance.

Coach **Wallace Wade** said, "I hated to see the boys lose it when they played such a great game. We did well as long as they used only two teams, but when they put in those third and fourth teams, they were too much for us."

But Duke probably won more national fans that day than they would have had they won. **Bill Stern's** NBC radio broadcast went into homes here and abroad and millions of fans mourned with the Blue Devil faithful.

The game itself rocked back and forth for three quarters, mostly a punting duel between **Granny Lansdell** and **Mickey Anderson** of the Trojans and Tipton of the Blue Devils.

Late in the third quarter, Lansdell booted one to **George McAfee** who returned it 26 yards to the Trojan 49, and two plays later, McAfee took a pass from Tipton and went to the USC 25.

After **Roger Robinson**, Tipton and **Bob O'Mara** had picked up nine yards in three rushes, **Tony Ruffa** booted a field goal and Duke led, 3-0, with just a minute played in the fourth quarter.

With seven minutes remaining in the game, a Duke fumble gave the Trojans the ball on the Blue Devil 10-yard line, but three plays later they were back at the 15-yard line and then missed a 24-yard field goal attempt.

It looked like Duke had it, but with two minutes to go and the Trojans on the Duke 35, coach **Howard Jones** sent in **Doyle Nave**, their number four quarterback. He simply completed three straight passes to **Al Krueger**, their number two left end, with the clincher coming from the 16-yard line.

But the game was not over. On the very last play, Tipton threw a forward pass to **McAfee** who went 17 yards to the Trojan 40-yard line where the final Trojan caught him.

USC's winning touchdown ended Duke's defensive domination after the Blue Devils had held opponents scoreless in the previous nine games.

**Anthony J. McKevlin**, sports editor of the *Raleigh News & Observer* reported that "the fans who jammed the huge Rose Bowl got more than they expected. They were treated to a football battle worthy of the setting. Long will they talk about this game, and always the talk of the great play of the Blue Devils will be words of praise."

The Duke starting lineup included **Bolo Perdue** (left end), **Frank Ribar** (left tackle), **Fred Yorke** (left guard), **Hill** (center), **Allen Johnson** (right guard), **Bob Haas** (right tackle), **Bill Bailey** (right end), **Bob Spangler** (quarterback), **Willard Eaves** (left halfback), Tipton (right halfback) and O'Mara (fullback).

The Blue Devils became one of just three teams since 1920 to go through the regular season unbeaten, untied and unscored upon, joining Colgate in 1932 and Tennessee in 1939.

	1	2	3	4		Final
Duke	0	0	0	3	=	3
Southern Cal	0	0	0	7	=	7

Team	Qtr	Time	Play
DUKE	4	14:00	Ruffa 24 FG
USC	4	0:40	Krueger 18 pass from Nave (Gasper kick)

	Southern Cal	Duke
First Downs	13	8
Rushing Attempts-Net Yards	39-140	28-82
Passing (C-A-I)	13-32-0	5-12-0
Passing Yards	86	54
<b>Total Offensive Yards</b>	<b>226</b>	<b>136</b>
Fumbles-Lost	0-0	1-0
Penalties-Yards	6-40	3-25
Punts-Average	15-40.3	16-40.6

**RUSHING** — Duke: Tipton 14-56, W. McAfee 2-18, O'Mara 7-14, G. McAfee 2-(-5), Robinson 1-(-5), Spangler 1-(-6); USC: Lansdell 16-88, Anderson 7-26, Jones 4-10, Banta 4-6, Sangster 2-4, Day 3-3, Krueger 1-3, Morgan 1-(-1).

**PASSING** — Duke: Tipton 5-12-2-54; USC: Lansdell 9-20-2-47, Nave 4-4-0-39, Day 0-6-1-0, Peoples 0-1-0-0, Anderson 0-1-0-0.

**RECEIVING** — Duke: G. McAfee 3-45, Spangler 2-9; USC: Krueger 1-39, Winslow 1-16, Hoffman 3-14, Jones 1-7, Peoples 1-7, Sangster 3-2.

## [12] Oregon State 20, [2] Duke 16 Rose Bowl • January 1, 1942 • Durham, N.C.

The 1942 Rose Bowl game is like no other in the history of this famous contest. Large crowds had been banned on the West Coast due to the Japanese bombing of Pearl Harbor, and bowl officials accepted an offer from Duke to host the game in Durham, making this the only time the game has ever been played outside of Pasadena.

Often called the most hectic week in Durham's history, the final days leading to the transplanted 1942 Rose Bowl only served as a prelude to what transpired on the field of play. Not even a steady rain that chilled the 56,000 spectators at Duke Stadium could detract from a marvelously contested affair between the Southern Conference champion Blue Devils and the invaders from Oregon State.

Coach **Wallace Wade's** team, during a 9-0 regular season, averaged 34.5 points a game and scored at least 50 three times, making Duke the second-highest scoring club in the country.

The Blue Devils promptly fumbled away the opening kickoff to their guests. That play certainly set the tone for the rest of the afternoon.

The Beavers' first scoring march started on their own 49 and proceeded to inside the Duke 20 before it ran into a snag at the 15. It was third down and eight to go and everyone in the stadium knew it was a passing down except **Don Durdan**. He took the toss from center and dropped back a few feet as if to pass. Duke's onrushing linemen stormed in but were caught by surprise when Durdan took off running around the right and crossed the goal line without being touched.

**Steve Lach** scored Duke's first touchdown, scampering into the end zone on a reverse from four yards out. Durham's own **Bob Gantt** converted the extra point to tie the score at 7-7.

The third period featured three touchdowns. The first one was the direct result of two big plays, with **Gene Gray** carrying the ball 24 yards from his own 45 to Duke's 31. After a four-yard running play and an offsides penalty, left halfback **Bob Dethman** shot a pass to left end **George Zellick** for the touchdown.

Duke struck back only two minutes later. Lach turned in the key yardage by bolting 39 yards on another reverse to put the ball at the Beaver 25. After a Lach run and a penalty, **Winston Siegfried** plunged in with no difficulty from the one-yard line and **Tommy Prothro** booted an extra point to tie the score again.

Just two plays after taking the Duke kickoff, Dethman rifled a 68-yard touchdown pass to Gray to give Oregon State the lead for good.

Duke added a safety in the fourth quarter when Durdan was swarmed by five Duke players on a bad snap from center. Duke threatened offensively throughout the final period, three times advancing inside the Oregon State 35 and once to the 20 before **George Peters** intercepted a pass. The game ended with Dethman intercepting a Blue Devil pass, with the score 20-16.

	1	2	3	4		Final
Oregon State	7	0	13	0	=	20
Duke	0	7	7	2	=	16

Team	Qtr	Play
OSU	1	Durdan 15 run (Simas kick)
DUKE	2	Lach 4 run (Gantt kick)
OSU	3	Zellick 22 pass from Dethman (Simas kick)
DUKE	3	Siegfried 1 run (Prothro kick)
OSU	3	Gray 68 pass from Dethman (Simas kick failed)
DUKE	4	SAFETY — Durdan tackled in end zone

	Oregon State	Duke
First Downs	14	15
Rushing Attempts-Net Yards	55-154	39-222
Passing (C-A-I)	5-15-2	5-16-4
Passing Yards	148	88
<b>Total Offensive Yards</b>	<b>302</b>	<b>310</b>
Fumbles-Lost	1-1	3-3
Penalties-Yards	2-20	3-25
Punts-Average	7-47.8	8-46.4

**RUSHING** — Duke: Lach 12-124, Davis 12-80, Siegfried 9-25, Long 3-5, Rute 2-(-1), Smith 1-(-11); OSU: Durdan 17-43, Dethman 11-42, Gray 2-28, Day 2-27, Smith 2-9, Libbee 1-3, Shelton 3-2.

**PASSING** — Duke: Rute 3-8-1-81, Davis 2-8-3-7; OSU: Dethman 6-7-0-148, Durdan 0-6-0-0, Gray 0-1-1-0, Libbee 0-1-0-0.

**RECEIVING** — Duke: Gantt 4-93, Smith 1-18; OSU: Gray 1-68, Durdan 1-41, Zellick 1-32, Peters 3-7.

## [11] Duke 29, Alabama 26

Sugar Bowl • January 1, 1945 • New Orleans, La.

In a game that sportswriter Grantland Rice called, "one of the greatest thrillers of all time," the Blue Devils were forced to come from behind twice in the Sugar Bowl.

Despite its 5-4 record, Duke again was cast in the favorite's role. After a 61-7 crunching of Richmond in the season opener, Duke lost in succession to Pennsylvania, North Carolina Pre-Flight, Navy and Army. The Blue Devils had gained much prestige with their showings against the service academies and was the only team to hold a lead on Army all season.

Duke's explosive offense, nicknamed the "Whiz Kids" for its speed and wide-open style of play, was led by running backs Tom Davis and George Clark as Davis picked up 101 yards on 27 carries and Clark 123 on 14 with each adding two touchdowns.

As expected, Duke head coach Eddie Cameron's charges started the game with a flurry, scoring the first touchdown just 2:25 into the contest. It took only five plays for the Blue Devils to cross the goal line. Clark returned the opening kickoff and then ran around left end on the first play for a gain of 52 yards. Three plays later, Clark scrambled for the touchdown with a PAT success from Harold Raether.

Alabama, led by quarterback Harry Gilmer, who completed all eight of his passes for 142 yards, came back with three straight scores for a 19-7 lead.

It was now time for a Duke comeback, and Cameron decided to try the passing attack. He installed Cliff Lewis and he promptly engineered a 63-yard scoring drive. Lewis pitched once to Raether for 13 yards, then to Gordon Carver for 15. Next, Lewis ran around the right side for 26 yards to the 2-yard line. Davis scored the touchdown and made it a 19-13 halftime deficit.

Duke returned to its more traditional power tactics after the break with the Davis carrying the ball on 11 of the 12 plays of the first drive of the second half. He capped the 64-yard drive with a one-yard scoring plunge, putting Duke back ahead 20-19.

The Blue Devils started a fourth quarter drive at the Tide 30-yard line when Lewis, looking to pass to Carver, threw wildly and was intercepted by Alabama's Hugh Morrow who ran it back 78 yards for a score. Then he hit the extra point to make it 26-20.

Alabama took possession with just under three minutes to play and elected to take a safety on first down to avoid any gambles on a bad pass from center. The result was disastrous as Clark took the ensuing free kick and brought it all the way back to the Alabama 39.

LaRue followed with a 19-yard gain on a reverse to set the stage for a dramatic, game-winning 20-yard run by Clark for the 29-26 final score. The score was not ultimately settled until the final play when Carver pulled down an Alabama receiver on the 24-yard line as the clock expired.

The Duke offense rolled up 336 yards on the ground while the Blue Devil defensive unit limited the Crimson Tide to just 249 yards of total offense.

	1	2	3	4		Final
Alabama	12	7	0	7	=	26
Duke	7	6	7	9	=	29

Team	Qtr	Play
DUKE	1	Clark 14 run (Raether kick)
ALA	1	Hodges 1 run (Morrow kick failed)
ALA	1	Hodges 1 run (Morrow kick failed)
ALA	2	Jones 12 pass from Tew (Morrow kick)
DUKE	2	Davis 1 run (Raether kick failed)
DUKE	3	Davis 1 run (Raether PAT)
ALA	4	Morrow 78 interception return (Morrow kick)
DUKE	4	SAFETY — Gilmer tackled in end zone
DUKE	4	Clark 20 run (Raether kick)

	Alabama	Duke
First Downs	8	19
Rushing Attempts-Net Yards	30-107	62-336
Passing (C-A-I)	8-8-0	5-8-1
Passing Yards	142	47
Total Offensive Yards	249	383
Fumbles-Lost	1-1	6-1
Penalties-Yards	2-6	1-5
Punts-Average	5-35.0	4-34.0

**RUSHING** — Duke: Clark 14-123, Davis 27-101, Lewis 10-39, Larue 2-38, Carver 3-22, Spears 4-7, Haggerty 1-6, Jones 1-0; Alabama: Gilmer 14-63, Hodges 8-29, Grant 3-12, Tew 3-3, Albright 2-0.

**PASSING** — Duke: Lewis 4-7-1-40, Davis 1-1-0-7; Alabama: Gilmer 8-8-0-142.

**RECEIVING** — Duke: Carver 4-35, Raether 1-12; Alabama: Jones 4-136, Self 2-4, Morrow 2-2.

## [14] Duke 34, Nebraska 7

Orange Bowl • January 1, 1955 • Miami, Fla.

Seeing their first bowl action in 10 years, the Blue Devils, champions of the Atlantic Coast Conference, represented the league in the Orange Bowl and came away with an impressive 34-7 win over Nebraska.

It was Duke's rushing game that proved too tough for the Cornhuskers as the Blue Devils tallied 288 yards to Nebraska's 84. Duke gained 370 total yards to the slim 110-yard attack that Nebraska mounted.

After a scoreless first quarter, Duke unleashed a relentless offensive attack. On the first possession of the second quarter, captain Jerry Barger directed Duke 65 yards to its first score. The senior quarterback hit end Sonny Sorrell with a 22-yard pass for the biggest gainer of the drive. Left halfback Bob Pascal had an 11-yard run in the series and climaxed the march with a seven-yard jaunt around the end untouched. Jim Nelson's extra point made it 7-0 with 11 minutes to play in the first half.

Later in the quarter, Nebraska's number two quarterback, Don Erway, tried to pass from his own 20-yard line. Duke fullback Bryant Aldridge intercepted downfield and returned the ball to the 21, and three plays later the Blue Devils were on top 14-0. Jerry Kocourek scored on a perfect two-yard pass from Barger just 28 seconds before halftime.

"That intercepted pass gave us that second touchdown and put us on the ice," said head coach Bill Murray. "Nebraska had a good, tough team. But we got the big break. Nebraska gave us the big chance with that pass and we took advantage of it."

After Nebraska made it 14-7 in the third quarter, Duke took the next kickoff and drove 65 yards in eight plays to go up 20-7. On their next possession, following a Nick McKeithan interception and 25-yard return, the Blue Devils went 11 yards and made it 27-7, getting the touchdown on the first play of the fourth period. The very next time they got their hands on the ball, they went 51 yards in ten plays to close out the scoring for the 34-7 margin.

Sorrell hauled in a 17-yard scoring strike from Barger to get that third touchdown, following a nice 29-yard run by Pascal. McKeithan got the fourth score on a one-yard buck through the line then Sam Ebert ended the 51-yard drive with a three-yard run for the fifth and final score.

Many of the record 68,750 spectators started leaving the stands when Duke made it 27-7. That was of little concern to Murray, however, as he completely cleared his bench and allowed all 36 players who dressed for the game to play in it.

"I knew we'd have to play our best to stand a chance of beating Duke," said Nebraska head coach Bill Glasford. "But we came up with a stinking performance and got spanked. That Duke line outcharged us. Those linemen were on top of our ball carriers before they got started."

	1	2	3	4		Final
Nebraska	0	0	7	0	=	7
Duke	0	14	6	14	=	34

Team	Qtr	Play
DUKE	2	Pascal 7 run (Nelson kick)
DUKE	2	Kocourek 2 pass from Barger (Nelson kick)
NEB	3	Comstock 3 run (Clark kick)
DUKE	3	Sorrell 17 pass from Barger (Nelson kick failed)
DUKE	4	McKeithan 1 run (Nelson kick)
DUKE	4	Eberdt 3 run (Nelson kick)

	Nebraska	Duke
First Downs	6	23
Rushing Attempts-Net Yards	34-84	64-288
Passing (C-A-I)	1-9-2	7-13-0
Passing Yards	26	82
Total Offensive Yards	110	370
Fumbles-Lost	0-0	2-1
Penalties-Yards	2-20	2-30
Punts-Average	7-28.9	5-23.6

**RUSHING** — Duke: Pascal 9-91, McKeithan 8-48, Aldridge 11-46, Bass 7-21, Eberdt 5-20, Lutz 4-15, Barger 5-13, Jurgensen 3-9, Beasley 1-9, Conner 2-7, Pest 2-5, Murray 2-4, Blaney 5-0; Nebraska: Smith 5-22, Comstock 3-20, Edwards 4-18, Clark 7-16, Korinek 7-15, Johnson 3-8, Greenlaw 2-2, Brown 2-(-7), Erway 1-(-11).

**PASSING** — Duke: Barger 7-9-0-82, Bass 0-2-0-0, Pascal 0-1-0-0, Jurgensen 0-1-0-0; Nebraska: Greenlaw 1-2-0-26, Brown 0-3-0-0, Clark 0-1-0-0, Erway 0-1-1-0, Comstock 0-1-0-0, Johnson 0-1-1-0.

**RECEIVING** — Duke: Sorrell 3-53, Blaney 1-12, Aldridge 1-10, Bass 1-5, Kocourek 1-2; Nebraska: Korinek 1-26.

## Oklahoma 48, [16] Duke 21

### Orange Bowl • January 1, 1958 • Miami, Fla.

Duke found its return trip to the Orange Bowl a little sour in 1958.

First of all, 1957 marked the last year that the ACC would send its champion to the Orange Bowl, and Duke earned the trip as league leader N.C. State was on NCAA probation. The Blue Devils were paired against highly-favored and fourth-ranked Oklahoma.

Duke, which started out the 1957 campaign with a 5-0 record but went 1-2-2 to close the regular season, kept pace with the 9-1 Sooners through the first three quarters.

No one, however, could have expected the game to be decided the way it was — by the Sooners turning six Duke mistakes into touchdowns.

Duke served up the Sooners' first two scores as Oklahoma built an early 14-0 lead. Blue Devil mistakes also accounted for the Sooners' final four as Oklahoma scored 27 points in the fourth quarter to break open a 21-14 nail biter. The six strikes came on quick conversions of two fumbles, two interceptions, a blocked punt and a wild snap from center.

Oklahoma's first conversion came after Duke moved deep into Sooner territory. Quarterback George Harris tossed a wild pass into the right flat which David Baker picked off at the six-yard line and ran it back 94 yards for paydirt.

Soon after, Oklahoma was back in the scoring column after a bad snap in punt formation which Clendon Thomas took at the Duke 13-yard line and returned for a 14-0 lead.

To Duke's credit, the Blue Devils responded with fury and took the ball 65 yards in seven plays for a score to make it 14-7 at the half. Key plays in the drive included Wray Carlton's 20-yard run and a twisting 17-yard run by George Dutrow that put the ball on the three. Team captain Hal McElhaney scored the first two times he touched the ball in this game.

Both teams scored in the third quarter with Oklahoma first on a six-inch sneak by Carl Dodd. He set up the score with 36-yard punt return to the Duke 14.

Duke came right back and pushed its way with authority through the Oklahoma defense for 85 yards on 11 plays. Pryor Millner's passing and Dutrow's running ate up the yardage. Then Dutrow circled around the end eight yards for the score behind a jarring block by Roy Hord. After that, very little went right for Duke as mistakes spelled doom in the fourth quarter.

Carlton and Dutrow led the way for the Blue Devils with 84 and 69 yards, respectively.

Overall, Duke outrushed the Sooners 231-165 and ran more plays, 69-44, but the final score was all Oklahoma.

	1	2	3	4		Final
Duke	0	7	7	7	=	21
Oklahoma	7	7	7	27	=	48

Team	Qtr	Play
OKLA	1	Baker 94 interception return (Dodd kick)
OKLA	2	Thomas 13 run (Dodd kick)
DUKE	2	McElhaney 3 run (Carlton kick)
OKLA	3	Dodd 1 run (Dodd kick)
DUKE	3	Dutrow 8 run (Carlton kick)
OKLA	4	Sandefur 3 run (Dodd kick)
OKLA	4	Baker 29 pass from Hobby (Boyd kick)
OKLA	4	Hobby 9 pass from Baker (Boyd kick failed)
DUKE	4	McElhaney 4 run (Carlton kick)
OKLA	4	Carpenter 30 interception return (McDaniel kick)

	Oklahoma	Duke
First Downs	12	16
Rushing Attempts-Net Yards	45-197	59-235
Passing (C-A-I)	9-19-3	7-12-2
Passing Yards	109	86
<b>Total Offensive Yards</b>	<b>301</b>	<b>321</b>
Fumbles-Lost	2-1	4-2
Penalties-Yards	13-165	4-30
Punts-Average	8-36.0	9-26.0

**RUSHING** — Duke: Carlton 15-84, Dutrow 12-69, Rushton 10-38, Fetsko 10-29, McElhaney 3-13, Lee 3-9, Harris 3-9, Cutler 1-4, Bell 1-0, Dupler 1-0, Brodhead 5-(-11), Cottingham 1-(-12); **Oklahoma**: Thomas 14-89, Rolle 6-27, Sandefur 4-26, Baker 5-24, Morris 5-18, Hobby 2-13, Dodd 7-11, Boyd 2-(-11).

**PASSING** — Duke: Brodhead 4-6-1-53, Millner 3-3-0-33, Harris 0-1-1-0, Dutrow 0-1-0-0, Carlton 0-1-0-0; **Oklahoma**: Hobby 3-4-0-44, Dodd 3-5-1-34, Baker 2-3-1-20, Thomas 1-3-0-11, Sandefur 0-4-1-0.

**RECEIVING** — Duke: Lattimore 3-33, McElhaney 1-19, Dutrow 1-8, Thompson 1-12, Carlton 1-4; **Oklahoma**: Baker 1-29, Stiller 2-26, Sandefur 2-19, Thomas 1-12, Coyle 1-10, Hobby 1-8, Jennings 1-5.

## [10] Duke 7, [7] Arkansas 6

### Cotton Bowl • January 2, 1961 • Dallas, Texas

Duke won its fourth ACC football title in 1960 and landed squarely in its first Cotton Bowl. But don't get the impression that the Blue Devils and their 7-3 record rolled into Dallas on a high note. Coach Bill Murray's team lost its last two regular season games and had plenty to prove when it met Arkansas.

Two of the nation's premier passing teams were to showcase their aerial talents, but it was defense that proved to be the final factor. Quarterback Don Altman led the Blue Devil attack as the Blue Devils captured a narrow 7-6 victory over Arkansas in Duke's only trip to the Cotton Bowl.

The first ever tilt with the Hogs marked one of Duke's all-time great comeback victories. The Blue Devils didn't have far to come back from but they waited until the very end and did it in a dramatic fashion.

After a scoreless first half, Arkansas' great back, Lance Alworth, ended the shutout with 2:53 remaining in the third period by returning a Duke punt 49 yards for a touchdown. Duke stopped the extra point when Dave Unser broke through the line to smother the attempt.

Finally, Duke's offense came to life in the fourth quarter. Arkansas had yielded only one touchdown in its final four regular season contests. Duke knew the yards would come tough, and they did. The Blue Devils managed only 189 yards for the game and 73 came on one drive.

Duke's game-winning touchdown drive came in the face of this defense and can only be called remarkable. With gritty determination, the Blue Devils marched 73 yards into the teeth of the Razorbacks and scored with just 2:45 to play. Altman engineered the drive which featured no long gains and took 18 snaps to accomplish. Two of those plays were fourth down conversions and six were passes hauled in by All-America end Claude "Tee" Moorman.

Three plays leading up to the TD were considered especially devastating from the Razorbacks' side of the field. First, there was a seven-yard pass from Altman to Bob Spada after Altman had appeared to be trapped for a long loss. Then, Duke had third-and-three on the Arkansas 30-yard line and the Hogs suspected a pass in the flat to Moorman. They guessed right with Alworth getting his hands on the ball only to have Moorman struggle it away but for a three-yard loss.

That set up fourth down and Altman calmly found Dean Wright in the clear and hit him with a pass good for 11 yards.

Four plays later came the tying touchdown pass, and it involved just a little tomfoolery. The play went down in the scoring summary as a nine-yard pass from Altman to Moorman, but there were two spur-of-the-moment wrinkles on this play. The play, 31-rollback, had been used before with Altman pitching it to the halfback who then pitches it back before entering the line and Altman peels left to find his receiver.

Altman called the play and got the ball back but curled to his right where he found a wide open Moorman who had faked Alworth with a look in and a cut out — the opposite of the usual play.

Captain Art Browning then came in to kick the extra point — perfect.

	1	2	3	4		Final
Arkansas	0	0	6	0	=	6
Duke	0	0	0	7	=	7

Team	Qtr	Time	Play
ARK	3	2:53	Alworth 49 punt return (kick failed)
DUKE	4	2:45	Moorman 9 pass from Altman (Browning kick)

	Arkansas	Duke
First Downs	12	10
Rushing Attempts-Net Yards	45-148	43-96
Passing (C-A-I)	5-13-2	13-17-1
Passing Yards	71	93
<b>Total Offensive Yards</b>	<b>219</b>	<b>189</b>
Fumbles-Lost	1-1	2-2
Penalties-Yards	4-40	3-15
Punts-Average	6-30.8	8-36.9

**RUSHING** — Duke: Wilson 13-32, Wright 9-26, Arrington 5-14, McGee 3-10, Leggett 5-8, Tinnell 5-6, Rappold 2-1, Burch 1-0, Altman 1-(-1); **Arkansas**: Alberty 13-44, Alworth 11-33, Horton 5-32, McKinney 10-31, Moore 4-7, Cox 1-1, Moody 1-0.

**PASSING** — Duke: Altman 12-15-0-83, Wright 1-1-0-10, Rappold 0-1-1-0; **Arkansas**: McKinney 4-10-1-58, Moore 1-3-0-13.

**RECEIVING** — Duke: Moorman 8-45, Wilson 3-30, Wright 1-11, Spoda 1-7; **Arkansas**: Alworth 3-41, Collier 2-30.



## [24] Texas Tech 49, [20] Duke 21

All American Bowl • December 28, 1989 • Birmingham, Ala.

After sharing the ACC title and making its first bowl appearance in over 25 years, Duke had its sights set on the first nine-win season since the Rose Bowl team of 1941.

The Blue Devils came into the game winners of seven straight after a 1-3 start. The record-setting squad was led by ACC Coach of the Year **Steve Spurrier** and his "Airball" attack featuring All-America wide receiver **Clarkston Hines**.

Texas Tech running back **James Gray** quickly dashed those thoughts, though, as the Red Raiders scored the first four touchdowns of the contest to take an early 28-0 lead and set the tone for an eventual 49-21 Duke loss.

The first 20 minutes were dominated by Texas Tech, which finished with 339 first-half yards, and Gray, who set an All American Bowl record with three touchdowns in one half. Duke turned the ball over three times and fell behind 28-0 before a quick rally made it 28-14 at the half.

Sophomore quarterback **Dave Brown** came in to lead Duke on two quick scoring strikes. The first drive took but 25 seconds and two plays with **Bud Zuberer** hauling in a 30-yard pass down the right sideline with 8:03 left in the half. The second took 50 seconds and four plays, with **Dave Colonna** catching a 25-yard scoring pass over the middle with 2:31 to go in the half.

Brown finished the night completing 17-of-30 pass attempts for 268 yards and three touchdowns.

Duke had 416 total yards on 59 plays from scrimmage while Texas Tech ran 82 plays for 523 yards.

Duke had one last first-half possession, starting at its 39 with 31 seconds remaining. The Blue Devils tried their "huddle play" — four players gathering around the ball in the backfield but Brown was dropped for a seven-yard loss.

Texas Tech quickly regained the second half momentum. The Red Raiders stayed on the ground for 11 plays and 62 yards and capped the 6:12 drive with a one-yard run by reserve **Anthony Lynn**.

The Red Raiders upped the lead to 42-14 entering the fourth quarter.

Hines finished his Duke career with another stellar performance, catching six passes for 112 yards while Duke's 1,000-yard rusher, **Randy Cuthbert**, could manage just 32 yards on five attempts. A two-time All-America pick and the 1989 ACC Player of the Year, Hines ended his career as Duke's all-time leader in career catches, yards, touchdowns and 100-yard receiving games.

The game also was Spurrier's last as the coach of the Blue Devils. He took over the Florida program, his alma mater, following the season. The two-time ACC Coach of the Year pick finished his Duke head coaching career with a 20-13-1 record.

	1	2	3	4		Final
Duke	0	14	0	7	=	21
Texas Tech	14	14	14	7	=	49

Team	Qtr	Play
TECH	1	Gray 2 run (Elliott kick failed)
TECH	1	Price 36 pass from Gill (Talkington pass from Gill)
TECH	2	Gray 54 run (Elliott kick)
TECH	2	Gray 18 run (Elliott kick)
DUKE	2	Zuberer 30 pass from Brown (Gardner kick)
DUKE	2	Colonna 25 pass from Brown (Gardner kick)
TECH	3	Lynn 1 run (Elliott kick)
TECH	3	Gill 1 run (Elliott kick)
DUKE	4	Colonna 16 pass from Brown (Gardner kick)
TECH	4	Gray 32 run (Elliott kick)

	Texas Tech	Duke
First Downs	22	19
Rushing Attempts-Net Yards	68-349	17-67
Passing (C-A-I)	6-14-0	25-42-2
Passing Yards	174	349
Total Offensive Yards	523	416
Fumbles-Lost	0-0	3-2
Penalties-Yards	6-40	4-40
Punts-Average	5-37.6	5-36.4

**RUSHING** — Duke: Cuthbert 5-33, Boone 2-24, Ray 3-19, D. Brown 4-10, C. Brown 1-8, Verona 1-4, R. Jones 1-2; Texas Tech: Gray 33-280, Lynn 13-64, Gill 5-26, McAfee 5-14, Sheffield 5-9, Winston 3-9, Price 1-7, Ratton 1-3, Williams 1-2, Sears 1-1.

**PASSING** — Duke: Ray 7-11-1-69, D. Brown 17-30-1-268, Clements 1-1-0-12;

Texas Tech: Gill 5-13-0-174, Ratton 0-1-0-0.

**RECEIVING** — Duke: Hines 6-112, Colonna 5-63, Cuthbert 4-49, Zuberer 2-47, W. Jones 3-46, Ray 1-12, Boone 2-9, C. Brown 1-9, Mays 1-2; Texas Tech: Price 3-89, Lynn 2-57, Manyweather 1-28.

## Wisconsin 34, [25] Duke 20

Hall of Fame Bowl • January 2, 1995 • Tampa, Fla.

The Blue Devils battled back from a disastrous first quarter to tie Wisconsin at 13-13 in the second half of the 1995 Hall of Fame Bowl. But when push came to shove, it was the Badgers' huge offensive line that did the pushing and shoving, paving the way for the 241 rushing yards by **Terrell Fletcher** and a 34-20 Wisconsin win.

Wisconsin opened the scoring just six minutes into the contest when **Jeff Messenger** returned a **Spence Fischer** interception 19 yards for a Badger touchdown. Fischer actually had three interceptions in the game's first eight minutes after throwing just five interceptions in Duke's last nine regular season games.

The Duke defense kept the game close with a fourth down stop while forcing Wisconsin to kick two long field goals in the first quarter.

Fischer rebounded in the second frame, directing the Blue Devils to two scoring drives, including a 13-play, 90-yard drive capped by a **Robert Baldwin** 7-yard run for paydirt. At the end of the half placekicker **Tom Cochran** was true on a 30-yard effort to make it just 13-10 heading into the locker room.

Duke responded in the second half with another Cochran field goal 6:30 into the third quarter to tie the score at 13 apiece.

After that, the Badgers' offensive line took full force, marching 78 yards on 10 plays - all on the ground to take a 19-13 lead. **Ray Farmer** blocked the point after to leave the Blue Devils just six behind. Wisconsin scored the eventual winning score midway through the fourth quarter when quarterback **Darrell Bevell** hooked up with **Jason Burns** for an 11-yard touchdown. The two-point conversion made it 27-13.

Even then, the Blue Devils were not through. Fischer rallied the Blue Devils to an 80-yard scoring march on 10 plays, topped by another Baldwin scoring run with just 4:10 to play.

Duke's defense couldn't hold in the end. On third and one at the Duke 49-yard line with just barely two minutes to play, Fletcher galloped 49 yards for paydirt and the clincher for the Badgers.

On the offensive side of the ball, Duke turned to its passing game and the arm of Fischer. Fischer completed 28-of-46 passes for 314 yards, connecting with tight end **Bill Khayat** 11 times for 109 of those yards. Wide receiver **Jon Jensen** had six catches for 97 additional yards.

However, the Blue Devils could not get a throw into the endzone, as Duke's two touchdowns came from the rushing efforts of Baldwin, the 1994 ACC Player of the Year and third team All-America pick, who rushed for 70 yards on 21 carries on the day.

"Our players fought back from adversity and kept the outcome in doubt until the final two minutes," said Duke's **Fred Goldsmith**, the 1994 National Coach of the Year.

	1	2	3	4		Final
Duke	0	10	3	7	=	20
Wisconsin	13	0	6	15	=	34

Team	Qtr	Play
WISC	1	Messenger 19 interception return (Schnetzky kick)
WISC	1	Hall 48 FG
WISC	1	Hall 43 FG
DUKE	2	Baldwin 7 run (Cochran kick)
DUKE	2	Cochran 30 FG
DUKE	3	Cochran 30 FG
WISC	3	Fletcher 1 run (Schnetzky kick failed)
WISC	4	Burns 11 pass from Bevell (Fletcher pass from Bevell)
DUKE	4	Baldwin 2 run (Cochran kick)
WISC	4	Fletcher 49 run (Schnetzky kick)

	Wisconsin	Duke
First Downs	19	23
Rushing Attempts-Net Yards	48-278	29-68
Passing (C-A-I)	11-20-1	28-46-4
Passing Yards	161	314
Total Offensive Yards	446	399
Fumbles-Lost	2-2	0-0
Penalties-Yards	12-86	5-40
Punts-Average	1-38.0	4-42.5

**RUSHING** — Duke: Baldwin 21-70, Fischer 6-15, White 1-0, Lowman 1-0;

Wisconsin: Fletcher 39-241, Burns 6-45, Bevell 3-(-1).

**PASSING** — Duke: Fischer 28-46-4-314; Wisconsin: Bevell 11-20-1-161.

**RECEIVING** — Duke: Khayat 11-109, Jensen 6-97, Farquhar 3-41, Thomas 3-30, Fleming 2-13, Lowman 1-10, Baldwin 1-9, Opalenick 1-5; Wisconsin: Dawkins 3-29, Burns 2-28, Johnson 2-17, Simmons 1-52, Roan 1-17, Jackson 1-10, Fletcher 1-8.

## Cincinnati 48, Duke 34

Belk Bowl • December 27, 2012 • Charlotte, N.C.

Cincinnati scored two touchdowns in the final minute of play to post a 48-34 victory over Duke in the Belk Bowl as 48,128 fans watched at Bank of America Stadium. The two teams combined for 54 first downs and 1,114 total yards on the night.

With the score tied at 34-34, Duke held possession deep in Bearcat territory late in the fourth period, but lost a fumble on the six yard line with 1:20 on the clock. The Bearcats took advantage of the turnover, striking for an 83-yard touchdown pass to take the lead before sealing the win with a defensive touchdown.

The Blue Devils jumped out to a 16-0 lead, thanks in part to a blocked punt and recovery for a touchdown by **Tony Foster**, but the Bearcats responded with 27 unanswered points to claim a 27-16 advantage midway through the third quarter on **George Winn's** 46-yard touchdown run.

In the fourth period, after touchdown receptions by Duke's **Conner Vernon** and **David Reeves**, Cincinnati reclaimed the lead at 34-31 when **Brandon Kay** tossed a 25-yard scoring pass to **Chris Moore**. Duke rallied to tie the game at 34-34 on **Ross Martin's** 52-yard field goal with 7:24 left on the clock.

Duke quarterback **Sean Renfree** set Belk Bowl records for passing attempts (49), pass completions (37) and passing yardage (358 yards) while Vernon closed his career with a 10-catch, 109-yard performance. **Josh Snead** rushed 17 times for 107 yards.

Kay threw four touchdown passes on the night to lead the Bearcats.

	1	2	3	4		Final
Cincinnati	3	14	10	21	=	48
Duke	16	0	8	10	=	34

Team	Qtr	Time	Play	Drive
DUKE	1	11:48	Connette 5 run (Martin kick blocked)	8-79; 3:12
DUKE	1	6:12	Martin 33 FG	11-44; 3:38
DUKE	1	4:45	Foster 0 blocked punt return (Martin kick)	—
CIN	1	1:43	Milano 45 FG	8-50; 2:56
CIN	2	4:02	McClung 25 pass from Kay (Milano kick)	5-54; 2:08
CIN	2	0:42	Abernathy 41 pass from Kay (Milano kick)	6-98; 1:46
CIN	3	10:02	Milano 27 FG	8-70; 4:52
CIN	3	7:41	Winn 46 run (Milano kick)	2-60; 0:41
DUKE	3	3:00	Vernon 10 pass from Renfree (Blakeney pass from Renfree)	11-86; 4:39
DUKE	4	12:45	Reeves 2 pass from Connette (Martin kick)	9-68; 2:55
CIN	4	11:19	Moore 25 pass from Kay (Milano kick)	4-77; 1:18
DUKE	4	7:24	Martin 52 FG	10-46; 3:48
CIN	4	0:44	Kelce 82 pass from Kay (Milano kick)	4-94; 0:36
CIN	4	0:14	Temple 55 interception return (Milano kick)	—

	Cincinnati	Duke
First Downs	18	36
Rush-Pass-Penalty	8-9-1	14-20-2
Rushing Attempts-Net Yards	28-222	39-200
Passing Comp.-Att.-Int	17-25-0	38-50-2
Passing Yards	332	360
<b>Total Offensive Plays-Yards</b>	<b>53-554</b>	<b>89-560</b>
Fumbles-Lost	0-0	3-2
Penalties-Yards	6-59	5-48
Punts-Yards-Average	4-157-39.2	1-79-79.0
Time of Possession	26:18	33:42
Sacks By	0-0	2-12
Third Down / Fourth Down Conversions	3-10 / 0-0	7-13 / 1-2
Red Zone	1-1	4-6

**RUSHING** — Cincinnati: Winn 16-130, Kay 10-76, McClung 1-14, Luallen 1-2;

**Duke**: Snead 17-107, Duncan 10-37, Thompson 4-30, Crowder 1-12, Connette 5-8, Renfree 2-6.

**PASSING** — Cincinnati: Kay 17-25-0-332;

**Duke**: Renfree 37-49-2-358, Connette 1-1-0-2.

**RECEIVING** — Cincinnati: Kelce 5-123, McClung 3-110, Abernathy 3-44, Winn 3-12, Thompkins 2-18, Moore 1-25;

**Duke**: Vernon 10-119, Crowder 6-49, Scott 5-60, Duncan 5-27, Connette 4-31, Blakeney 3-26, Thompson 2-35, Reeves 2-8, Snead 1-5.

**TACKLES** — Cincinnati: Blair 6-9=15, Cheatham 9-1=10, Bomar 6-4=10;

**Duke**: Cockrell 7-1=8, Canty 2-5=7, Young-Wiseman 2-3=5, France 1-3=4, Foxx 1-3=4.

## [20] Texas A&amp;M 52, [22] Duke 48

Chick-fil-A Bowl • December 31, 2013 • Atlanta, Ga.

Texas A&M quarterback **Johnny Manziel** accounted for 455 total yards and five touchdowns as the 20th-ranked Aggies defeated No. 22 Duke, 52-48, in the 46th annual Chick-fil-A Bowl as 67,946 spectators watched at the Georgia Dome in Atlanta, Ga.

Texas A&M took its first lead of the game at the 3:33 mark of the final period when **Toney Hurd, Jr.** returned an interception 55 yards for a touchdown to put the Aggies ahead, 52-48. The Aggie defense then recorded a second interception on Duke's next possession to seal the win.

The game earned the highest viewing rating for non-BCS bowl games in ESPN history as the two squads combined to set 20 Chick-fil-A Bowl records including most combined points (100) and most combined total offensive yards (1,202).

Duke's **Anthony Boone** threw for a career-high and school bowl game record 427 yards with three TDs while rushing for 27 yards and one more score as the Blue Devils rolled up 661 total offensive yards to mark the third-highest single-game total in Duke history. Boone's two favorite targets were wideout **Jamison Crowder** (12-163) and tight end **Braxton Deaver** (6-116).

The Blue Devils scored on all six of their first half possessions and claimed a 38-17 lead at intermission. Texas A&M scored touchdowns on its first five possessions in the second half to mount the comeback.

The Blue Devil ground attack was paced by running backs **Josh Snead** (17-104) and **Juwan Thompson** (11-92). Snead had two touchdowns on the night on an 11-yard pass from Boone and a 25-yard run.

	1	2	3	4		Final
Duke	14	24	3	7	=	48
Texas A&M	3	14	14	21	=	52

Team	Qtr	Time	Play	Drive
DUKE	1	8:50	Snead 11 pass from Boone (Martin kick)	8-63; 3:47
TAMU	1	5:31	Lambo 45 FG	11-53; 3:14
DUKE	1	4:12	Connette 3 run (Martin kick)	5-79; 1:14
DUKE	2	14:21	Boone 11 run (Martin kick)	3-24; 1:18
TAMU	2	13:04	Labhart 23 pass from Manziel (Lambo kick)	4-75; 1:17
DUKE	2	11:49	Crowder 59 pass from Boone (Martin kick)	3-75; 1:15
TAMU	2	6:45	Labhart 9 pass from Manziel (Lambo kick)	13-75; 5:04
DUKE	2	2:31	Snead 25 run (Martin kick)	11-75; 4:14
DUKE	2	0:00	Martin 18 FG	7-49; 2:28
TAMU	3	9:55	Labhart 19 pass from Manziel (Lambo kick)	6-64; 2:03
TAMU	3	5:05	Carson 21 run (Lambo kick)	6-70; 2:03
DUKE	3	0:43	Martin 20 FG	9-73; 4:22
TAMU	4	12:48	Manziel 3 run (Lambo kick)	8-65; 2:55
DUKE	4	6:46	Reeves 21 pass from Boone (Martin kick)	14-75; 6:02
TAMU	4	5:44	Walker 44 pass from Manziel (Lambo kick)	3-67; 0:53
TAMU	4	3:33	Hurd 55 interception return (Lambo kick)	—

	Duke	Texas A&M
First Downs	29	30
Rush-Pass-Penalty	12-17-0	9-20-1
Rushing Attempts-Net Yards	37-234	30-159
Passing Comp.-Att.-Int	29-45-2	30-38-0
Passing Yards	427	382
<b>Total Offensive Plays-Yards</b>	<b>82-661</b>	<b>68-541</b>
Fumbles-Lost	1-0	0-0
Penalties-Yards	3-30	4-40
Punts-Yards-Average	0-0-0.00	1-0-0.00
Time of Possession	35:02	24:58
Sacks By	0-0	1-7
Third Down / Fourth Down Conversions	9-15 / 3-4	4-9 / 1-1
Red Zone	5-5	3-3

**RUSHING** — Duke: Snead 17-104, Thompson 11-92, Boone 5-27, Powell 2-7, Connette 2-4; Texas A&M: Manziel 11-73, Malena 8-45, Williams 4-23, Carson 4-21, TEAM 3-(-3).

**PASSING** — Duke: Boone 29-45-2-427;

**Texas A&M**: Manziel 30-38-0-382.

**RECEIVING** — Duke: Crowder 12-163, Deaver 6-116, Snead 3-21, Braxton 3-17, Barnes 2-48, Blakeney 1-23, Reeves 1-21, Thompson 1-18;

**Texas A&M**: Labhart 7-76, Walker 6-113, Kennedy 5-52, Evans 4-72, Gonzalez 3-18, Clear 2-38, Malena 1-6, J. Williams 1-6, T. Williams 1-1.

**TACKLES** — Duke: Helton 9-2=11, Edwards 7-2=9, Ke. Brown 6-2=8, Cockrell 6-0=6;

**Texas A&M**: Honeycutt 6-3=9, Mastrogiovanni 4-4=8, Jenkins 2-5=7, Hurd 4-2=6.

## [15] Arizona State 36, Duke 31

### Sun Bowl • December 27, 2014 • El Paso, Texas

Arizona State scored the go-ahead touchdown with 4:45 remaining in the game and intercepted Duke quarterback **Anthony Boone** in the end zone with 45 seconds left to record a 36-31 Sun Bowl victory against the Blue Devils in front of 47,809 fans at Sun Bowl Stadium.

After falling behind 20-3 midway through the second quarter, Duke clawed its way back and took its first lead at 31-30 with 5:03 to play in the fourth period as wide receiver **Jamison Crowder** threw a 12-yard touchdown pass to wide receiver **Issac Blakeney**. The drive was kept alive with a 30-yard completion on a fake punt from **Will Monday** to wide receiver **Johnell Barnes** that set Duke up with a first-and-10 at the ASU 20.

Kalen Ballage returned the ensuing kickoff 96 yards to give the Sun Devils first-and-goal at the Duke four-yard line. Quarterback Sean Kelly tossed his second touchdown of the day to Demario Richard on the next play to put ASU back ahead.

After the score, Duke took over at its own 29-yard line and used a 43-yard completion from Boone to Crowder to reach the Sun Devil 24-yard line. On third-and-10 from the ASU 14 with under a minute to play, Boone was intercepted in the end zone to seal the victory for the Sun Devils.

Crowder was a spark throughout the game, finishing with seven receptions for 102 yards and a 68-yard punt return for a touchdown as well as the 12-yard scoring pass to Blakeney. The seven catches moved Crowder into a tie for first with former Blue Devil **Connor Vernon** on the ACC and Duke career reception total charts with 283.

Richard had the two receiving scores and two rushing TDs to pace Arizona State.

	1	2	3	4		Final
Arizona State	10	10	10	6	=	36
Duke	3	14	0	14	=	31

Team	Qtr	Time	Play	Drive
FSU	2	12:36	Benjamin 14 pass from Winston (Aguayo kick)	9-64; 4:03
ASU	1	10:50	Richard 9 yd run (Gonzalez kick)	5-49; 1:33
ASU	1	7:39	Gonzalez 28 yd field goal	7-68; 1:43
DUKE	1	2:59	Martin 40 yd field goal	11-43; 4:33
ASU	2	12:55	Gonzalez 38 yd field goal	14-54; 5:04
ASU	2	7:31	Richard 1 yd run (Gonzalez kick)	12-66; 4:23
DUKE	2	3:44	Powell 14 yd pass from Boone (Martin kick)	8-78; 3:41
DUKE	2	1:49	Crowder 68 yd punt return (Martin kick)	—
ASU	3	11:08	Richard 11 yd pass from Kelly (Gonzalez kick)	8-75; 3:52
ASU	3	2:23	Gonzalez 47 yd field goal	7-34; 2:43
DUKE	4	10:10	Barnes 14 yd pass from Boone (Martin kick)	15-69; 7:05
DUKE	4	5:03	Blakeney 12 yd pass from Crowder (Martin kick)	11-60; 4:19
ASU	4	4:45	Richard 4 yd pass from Kelly (Kelly rush failed)	1-4; 0:05

	Arizona State	Duke
First Downs	22	21
Rush-Pass-Penalty	8-13-1	10-11-0
Rushing Attempts-Net Yards	35-152	44-165
Passing Comp.-Att.-Int	24-34-0	17-33-1
Passing Yards	240	235
Total Offensive Plays-Yards	69-392	77-400
Fumbles-Lost	2-0	1-1
Penalties-Yards	2-10	4-35
Punts-Yards-Average	1-43-43.0	3-109-36.3
Time of Possession	24:53	35:07
Sacks By	0-0	3-22
Third Down / Fourth Down Conversions	4-13 / 2-4	10-20 / 4-4
Red Zone	6-6	3-4

**RUSHING** — Arizona State: Foster 11-79, Richard 7-41, Kelly 9-24, Ballage 5-14, TEAM 3-(-6);

**Duke:** Powell 29-117, Boone 6-29, Wilson 4-8, Sirk 2-6, Crowder 1-3, Snead 2-2.

**PASSING** — Arizona State: Kelly 24-34-0-240;

**Duke:** Boone 15-31-1-193, Crowder 1-1-0-12, Monday 1-1-0-30.

**RECEIVING** — Arizona State: Strong 7-103, Richard 5-22, Gammage 4-23, Foster 3-42, Kohl 2-22, Chambers 1-14, Jefferson 1-7, Nelson 1-7;

**Duke:** Crowder 7-102, Blakeney 4-38, Powell 3-52, Barnes 2-44, McCaffrey 1-(-1).

**TACKLES** — Arizona State: Longino 2-15=17, Hardison 3-10=13, Fiso 3-9=12, Simone 1-9=10, Moeakiola 2-7=9, Smallwood 3-3=6, Randall 2-3=5;

**Duke:** Edwards 6-8=14, Singleton 5-5=10, Helton 3-6=9, Cash 4-4=8, France 3-4=7, Fields 2-2=4, Brown 0-4=4.

## Duke 44, Indiana 41 (OT)

### Pinstripe Bowl • December 26, 2015 • New York, N.Y.

Duke kicked a field goal in overtime and watched as Indiana missed its tying attempt to secure the Blue Devils' first bowl victory since 1961. Thomas Sirk and Shaun Wilson shared MVP honors in Duke's first postseason win since a 7-6 win over Arkansas in the Cotton Bowl played on January 1, 1961.

A Ross Martin 36-yard field goal put the finishing touches on a game of momentum swings and big plays as Duke jumped out to a 10-0 lead only to trail by seven with 42 seconds to play.

A Martin field goal and 85-yard touchdown run by Wilson pushed the Blue Devils to a 10-0 advantage at the end of the opening quarter before Indiana answered in the second frame with two touchdowns to go up 14-10 with 1:25 remaining in the half. A Thomas Sirk 73-yard TD run put Duke up 17-14 with 60 seconds left in the second quarter, but Indiana kicked a 45-yard field goal to even the score at intermission.

The lead changed hands four times in the third quarter with Indiana owning a four-point edge at 31-27 to begin the fourth period. The Hoosiers made it a seven-point cushion on a Griffin Oakes 27-yard field goal, but Wilson's 98-yard kickoff return evened the score again.

Nate Sudfeld put Indiana in great position for the win with a 25-yard touchdown pass to Mitchell Paige with 4:03 to play in regulation, but Sirk marched the Blue Devils 78 yards on 13 plays and scored on a five-yard run with 41 seconds left to force overtime.

	1	2	3	4	OT		Final
Indiana	0	17	14	10	0	=	41
Duke	10	7	10	14	3	=	44

Team	Qtr	Time	Play	Drive
DUKE	1	9:48	Martin 52 FG	13-45; 4:15
DUKE	1	1:16	Wilson 85 run (Martin kick)	1-85; 0:14
IND	2	6:56	Timian 27 pass from Sudfeld (Oakes kick)	10-78; 3:25
IND	2	1:25	Redding 17 run (Oakes kick)	6-53; 2:00
DUKE	2	1:00	Sirk 73 run (Martin kick)	2-73; 0:21
IND	2	0:03	Oakes 45 FG	7-49; 0:51
DUKE	3	11:00	Martin 34 FG	10-59; 4:00
IND	3	7:11	Westbrook 3 pass from Sudfeld (Oakes kick)	8-59; 3:39
DUKE	3	5:25	Deaver 10 pass from Sirk (Martin kick)	3-19; 0:54
IND	3	1:20	Rodriguez 10 run (Oakes kick)	6-65; 1:52
IND	4	11:12	Oakes 27 FG	7-43; 1:42
DUKE	4	10:55	Wilson 98 yd kickoff return (Martin kick)	—
IND	4	4:03	Paige 25 yd pass from Sudfeld (Oakes kick)	5-82; 2:04
DUKE	4	0:41	Sirk 5 yd run (Martin kick)	13-78; 3:12
DUKE	OT	0:00	Martin 36 FG	3-8; 0:00

	Indiana	Duke
First Downs	33	23
Rush-Pass-Penalty	14-16-3	15-7-1
Rushing Attempts-Net Yards	47-278	46-373
Passing Comp.-Att.-Int	28-52-2	17-40-3
Passing Yards	389	163
Total Offensive Plays-Yards	99-667	86-536
Fumbles-Lost	1-1	0-0
Penalties-Yards	7-54	5-61
Punts-Yards-Average	5-212-42.4	5-210-42.0
Time of Possession	31:27	28:33
Sacks By	1-4	0-0
Third Down / Fourth Down Conversions	10-20 / 1-3	7-19 / 1-3
Red Zone	4-5	3-4

**RUSHING** — Indiana: Redding 35-227, Sudfeld 3-20, Rodriguez 4-16, Brookins 3-8, Wilson 1-5, Paige 1-2;

**Duke:** Sirk 20-155, Duncan 13-109, Wilson 9-103, Powell 3-8, TEAM 1-(-2).

**PASSING** — Indiana: Sudfeld 28-51-2-389; Paige 0-1-0-0;

**Duke:** Sirk 17-37-2-163, Monday 0-1-0-0, Boehme 0-1-0-0, Wilson 0-1-1-0.

**RECEIVING** — Indiana: Paige 11-95, Cobbs 6-121, Jones 4-89, Westbrook 2-26, Timian 1-27, Corsaro 1-12, Booker 1-9, Redding 1-7, Cooper 1-3;

**Duke:** McCaffrey 4-42, Rahming 3-49, Powell 3-17, Deaver 2-15, Wilson 2-15, Schneider 1-17, Duncan 1-4, Nash 1-4.

**TACKLES** — Indiana: Newton 7-8=15, Oliver 4-6=10, Crawford 4-5=9, Scales 5-3=8, Dawkins 5-2=7, Shaw 5-2=7, Latham 1-4=5;

**Duke:** Singleton 6-6=12, Humphreys 5-6=11, Norman 6-4=10, Edwards 7-1=8, Wary 4-4=8.



## ACC CHAMPIONSHIP GAME SUMMARY

### [1] Florida State 45, [20] Duke 7

Dr Pepper ACC Championship Game • December 7, 2013

Bank of America Stadium • Charlotte, N.C. • ABC

Florida State quarterback Jameis Winston threw for 330 yards and accounted for four total touchdowns as the top-ranked Seminoles defeated No. 20 Duke 45-7 in the Dr Pepper ACC Football Championship Game on Saturday evening at Bank of America Stadium.

Duke freshman **Breon Borders** picked off a pair of Winston passes, becoming the first player in ACC Football Championship Game history with two interceptions. Borders now has four interceptions on the year, setting the Duke freshman single-season record.

Duke managed only 239 yards of total offense and was plagued by three turnovers.

Wide receiver **Jamison Crowder** caught a game-high eight passes for 66 yards, breaking Duke's single-season receiving yards record in the process. Crowder now has 1,197 receiving yards on the year. His 96 catches are also a Duke single-season record.

Running back **Josh Snead** scored Duke's lone touchdown of the night on a five-yard run with just over a minute left in the game.

	1	2	3	4		Final
Duke	0	0	0	7	=	7
Florida State	0	17	21	7	=	45

Team	Qtr	Time	Play	Drive
FSU	2	12:36	Benjamin 14 pass from Winston (Aguayo kick)	9-64; 4:03
FSU	2	3:37	Williams 12 run (Aguayo kick)	11-73; 5:01
FSU	2	0:25	Aguayo 45 FG	7-53; 0:58
FSU	3	9:52	Shaw 11 pass from Winston (Aguayo kick)	3-26; 1:01
FSU	3	6:31	Benjamin 54 pass from Winston (Aguayo kick)	5-87; 1:49
FSU	3	2:38	Winston 17 run (Aguayo kick)	4-61; 1:25
FSU	4	7:25	Freeman 7 run (Aguayo kick)	9-92; 4:33
DUKE	4	1:01	Snead 5 run (Martin kick)	14-75; 6:24

	Duke	Florida State
First Downs	15	31
Rush-Pass-Penalty	6-8-1	13-16-2
Rushing Attempts-Net Yards	31-99	43-239
Passing Comp.-Att.-Int	21-42-2	19-32-2
Passing Yards	140	330
<b>Total Offensive Plays-Yards</b>	<b>73-239</b>	<b>75-569</b>
Fumbles-Lost	1-1	1-1
Penalties-Yards	3-32	6-65
Punts-Yards-Average	9-375-41.7	4-167-41.8
Time of Possession	30:44	29:16
Sacks By	1-9	2-5
Third Down / Fourth Down Conversions	7-20 / 0-0	6-11 / 0-0
Red Zone	1-1	5-5

**RUSHING** — Duke: Powell 8-44, Thompson 6-19, Snead 7-17, Duncan 5-16, Crowder 1-4, Connette 1-4, Boone 3-(-5);

**Florida State:** Freeman 18-91, Winston 10-59, Williams 7-55, Wilder 5-25, Stevenson 1-6, Abram 1-2, Green 1-1.

**PASSING** — Duke: Boone 20-40-2-138, Connette 1-1-0-2, Crowder 0-1-0-0;

**Florida State:** Winston 19-32-2-330.

**RECEIVING** — Duke: Crowder 8-66, Deaver 4-17, Blakeney 2-22, McCaffrey 2-14, Barnes 2-(-2), Reeves 1-10, Duncan 1-8, Powell 1-5;

**Florida State:** Greene 6-67, Benjamin 5-119, Shaw 4-74, O'Leary 3-48, Freeman 1-22.

**TACKLES** — Duke: Cash 5-3=8, Helton 4-4=8, Ke. Brown 5-0=5, Singleton 4-1=5;

**Florida State:** Jernigan 5-5=10, Tel. Smith 7-1=8, Andrews 5-0=5, Williams 3-1=4.

OVERTIME GAMES (5-6)

Date	Final Score	OT	Location
November 8, 1997	Game-Winning Scoring Play		
	Clemson 29, Duke 20	1	Clemson, S.C.
	David Richardson 36-yard FG & Rahim Abdullah 63-yard INT return		
October 31, 1998	Vanderbilt 36, Duke 33	2	Nashville, Tenn.
	John Markham 19-yard FG		
September 18, 1999	Northwestern 15, Duke 12	1	Durham, N.C.
	Sam Simmons 27-yard pass from Nick Kreinbrink		
October 9, 1999	Duke 24, Virginia 17		Charlottesville, Va.
	Benjamin Watson 7-yard pass from Spencer Romine		
October 23, 1999	N.C. State 31, Duke 24	1	Durham, N.C.
	Jamie Barnette 7-yard run		
September 13, 2003	Duke 27, Rice 24	1	Durham, N.C.
	Brent Garber 30-yard FG		
November 24, 2007	North Carolina 20, Duke 14	1	Chapel Hill, N.C.
	Greg Little 25-yard rush		
November 1, 2008	Wake Forest 33, Duke 30	1	Winston-Salem, N.C.
	Shane Popham 28-yard FG		
November 1, 2014	[24] Duke 51, Pittsburgh 48	2	Pittsburgh, Pa.
	Thomas Sirk 5-yard run		
October 24, 2015	[23] Duke 45, Virginia Tech 43	4	Blacksburg, Va.
	Erich Schneider 25-yard reception & Thomas Sirk 2-point PAT		
December 26, 2015	Duke 44, Indiana 41	1	New York, N.Y.
	Ross Martin 36-yard FG		

DUKE IN THE AP POLL

<b>1936</b> O 19 2nd O 26 13th N 2 15th N 9 13th N 16 16th N 23 11th *N 30 11th	<b>1941</b> O 13 3rd O 20 4th O 27 4th N 3 4th N 10 3rd N 17 3rd N 24 3rd *D 1 2nd	<b>1947</b> O 6 13th O 13 17th O 20 15th O 27 9th N 3 13th *D 8 19th	<b>1954</b> S 20 19th S 27 7th O 4 6th O 11 6th O 18 19th O 25 16th N 1 11th N 22 20th *N 29 14th	<b>1971</b> S 20 20th S 27 19th O 4 14th O 18 19th
<b>1937</b> O 18 10th O 25 13th N 1 11th N 8 8th N 22 18th *N 29 20th	<b>1943</b> O 4 5th O 11 6th O 18 9th O 25 8th N 1 9th N 8 7th N 15 6th N 22 5th *N 29 7th	<b>1948</b> O 11 18th O 18 15th	<b>1955</b> S 26 16th O 3 13th O 10 11th O 17 5th O 24 17th N 7 18th N 14 20th N 21 18th	<b>1989</b> N 14 25th N 21 23rd N 28 20th D 5 20th D 12 20th
<b>1938</b> O 17 9th O 24 11th O 31 9th N 7 7th N 14 4th N 21 3rd N 28 3rd *D 5 3rd	<b>1944</b> N 6 20th N 13 10th N 20 11th N 27 11th *D 4 11th	<b>1949</b> O 3 14th O 31 16th	<b>1957</b> S 23 7th S 30 4th O 7 5th O 14 5th O 21 4th O 28 7th N 4 16th N 11 11th N 25 16th *D 2 16th	<b>1994</b> O 11 25th O 18 20th O 25 16th N 1 23rd N 8 18th N 15 24th N 29 25th D 6 25th
<b>1939</b> O 17 13th O 23 12th O 30 12th N 6 15th N 13 13th N 20 8th N 27 7th D 4 6th *D 11 8th	<b>1945</b> O 8 13th O 15 16th O 22 19th O 29 18th N 5 16th N 12 20th N 19 15th N 26 11th *D 3 13th	<b>1950</b> O 2 14th	<b>1952</b> S 29 10th O 6 6th O 13 5th O 22 6th O 27 6th N 3 12th N 17 20th N 24 13th *D 1 16th	<b>2013</b> N 17 25th N 24 24th D 1 20th D 8 22nd *J 7 23rd
<b>1940</b> O 28 18th N 4 12th N 11 12th N 25 20th *D 2 18th	<b>1946</b> O 14 17th O 21 13th O 28 19th N 11 20th	<b>1951</b> O 1 16th	<b>1953</b> S 13 10th S 28 12th O 5 8th O 12 7th O 19 16th O 26 13th N 2 10th N 9 14th N 16 15th *N 30 18th	<b>2014</b> O 26 24th N 2 22nd N 9 19th N 16 25th
			<b>1954</b> S 26 16th O 3 13th O 10 11th O 17 5th O 24 17th N 7 18th N 14 20th N 21 18th	<b>2015</b> O 11 25th O 18 23rd O 25 22nd
			<b>1955</b> S 23 7th S 30 4th O 7 5th O 14 5th O 21 4th O 28 7th N 4 16th N 11 11th N 25 16th *D 2 16th	<b>2016</b> *Final poll
			<b>1956</b> S 23 7th S 30 4th O 7 5th O 14 5th O 21 4th O 28 7th N 4 16th N 11 11th N 25 16th *D 2 16th	
			<b>1957</b> S 23 7th S 30 4th O 7 5th O 14 5th O 21 4th O 28 7th N 4 16th N 11 11th N 25 16th *D 2 16th	
			<b>1958</b> S 23 7th S 30 4th O 7 5th O 14 5th O 21 4th O 28 7th N 4 16th N 11 11th N 25 16th *D 2 16th	
			<b>1959</b> S 23 7th S 30 4th O 7 5th O 14 5th O 21 4th O 28 7th N 4 16th N 11 11th N 25 16th *D 2 16th	
			<b>1960</b> S 23 7th S 30 4th O 7 5th O 14 5th O 21 4th O 28 7th N 4 16th N 11 11th N 25 16th *D 2 16th	
			<b>1961</b> S 23 7th S 30 4th O 7 5th O 14 5th O 21 4th O 28 7th N 4 16th N 11 11th N 25 16th *D 2 16th	
			<b>1962</b> S 23 7th S 30 4th O 7 5th O 14 5th O 21 4th O 28 7th N 4 16th N 11 11th N 25 16th *D 2 16th	
			<b>1963</b> S 23 7th S 30 4th O 7 5th O 14 5th O 21 4th O 28 7th N 4 16th N 11 11th N 25 16th *D 2 16th	
			<b>1964</b> S 23 7th S 30 4th O 7 5th O 14 5th O 21 4th O 28 7th N 4 16th N 11 11th N 25 16th *D 2 16th	
			<b>1965</b> S 23 7th S 30 4th O 7 5th O 14 5th O 21 4th O 28 7th N 4 16th N 11 11th N 25 16th *D 2 16th	
			<b>1966</b> S 23 7th S 30 4th O 7 5th O 14 5th O 21 4th O 28 7th N 4 16th N 11 11th N 25 16th *D 2 16th	
			<b>1967</b> S 23 7th S 30 4th O 7 5th O 14 5th O 21 4th O 28 7th N 4 16th N 11 11th N 25 16th *D 2 16th	
			<b>1968</b> S 23 7th S 30 4th O 7 5th O 14 5th O 21 4th O 28 7th N 4 16th N 11 11th N 25 16th *D 2 16th	
			<b>1969</b> S 23 7th S 30 4th O 7 5th O 14 5th O 21 4th O 28 7th N 4 16th N 11 11th N 25 16th *D 2 16th	
			<b>1970</b> S 23 7th S 30 4th O 7 5th O 14 5th O 21 4th O 28 7th N 4 16th N 11 11th N 25 16th *D 2 16th	
			<b>1971</b> S 23 7th S 30 4th O 7 5th O 14 5th O 21 4th O 28 7th N 4 16th N 11 11th N 25 16th *D 2 16th	
			<b>1972</b> S 23 7th S 30 4th O 7 5th O 14 5th O 21 4th O 28 7th N 4 16th N 11 11th N 25 16th *D 2 16th	
			<b>1973</b> S 23 7th S 30 4th O 7 5th O 14 5th O 21 4th O 28 7th N 4 16th N 11 11th N 25 16th *D 2 16th	
			<b>1974</b> S 23 7th S 30 4th O 7 5th O 14 5th O 21 4th O 28 7th N 4 16th N 11 11th N 25 16th *D 2 16th	
			<b>1975</b> S 23 7th S 30 4th O 7 5th O 14 5th O 21 4th O 28 7th N 4 16th N 11 11th N 25 16th *D 2 16th	
			<b>1976</b> S 23 7th S 30 4th O 7 5th O 14 5th O 21 4th O 28 7th N 4 16th N 11 11th N 25 16th *D 2 16th	
			<b>1977</b> S 23 7th S 30 4th O 7 5th O 14 5th O 21 4th O 28 7th N 4 16th N 11 11th N 25 16th *D 2 16th	
			<b>1978</b> S 23 7th S 30 4th O 7 5th O 14 5th O 21 4th O 28 7th N 4 16th N 11 11th N 25 16th *D 2 16th	
			<b>1979</b> S 23 7th S 30 4th O 7 5th O 14 5th O 21 4th O 28 7th N 4 16th N 11 11th N 25 16th *D 2 16th	
			<b>1980</b> S 23 7th S 30 4th O 7 5th O 14 5th O 21 4th O 28 7th N 4 16th N 11 11th N 25 16th *D 2 16th	
			<b>1981</b> S 23 7th S 30 4th O 7 5th O 14 5th O 21 4th O 28 7th N 4 16th N 11 11th N 25 16th *D 2 16th	
			<b>1982</b> S 23 7th S 30 4th O 7 5th O 14 5th O 21 4th O 28 7th N 4 16th N 11 11th N 25 16th *D 2 16th	
			<b>1983</b> S 23 7th S 30 4th O 7 5th O 14 5th O 21 4th O 28 7th N 4 16th N 11 11th N 25 16th *D 2 16th	
			<b>1984</b> S 23 7th S 30 4th O 7 5th O 14 5th O 21 4th O 28 7th N 4 16th N 11 11th N 25 16th *D 2 16th	
			<b>1985</b> S 23 7th S 30 4th O 7 5th O 14 5th O 21 4th O 28 7th N 4 16th N 11 11th N 25 16th *D 2 16th	
			<b>1986</b> S 23 7th S 30 4th O 7 5th O 14 5th O 21 4th O 28 7th N 4 16th N 11 11th N 25 16th *D 2 16th	
			<b>1987</b> S 23 7th S 30 4th O 7 5th O 14 5th O 21 4th O 28 7th N 4 16th N 11 11th N 25 16th *D 2 16th	
			<b>1988</b> S 23 7th S 30 4th O 7 5th O 14 5th O 21 4th O 28 7th N 4 16th N 11 11th N 25 16th *D 2 16th	
			<b>1989</b> S 23 7th S 30 4th O 7 5th O 14 5th O 21 4th O 28 7th N 4 16th N 11 11th N 25 16th *D 2 16th	
			<b>1990</b> S 23 7th S 30 4th O 7 5th O 14 5th O 21 4th O 28 7th N 4 16th N 11 11th N 25 16th *D 2 16th	
			<b>1991</b> S 23 7th S 30 4th O 7 5th O 14 5th O 21 4th O 28 7th N 4 16th N 11 11th N 25 16th *D 2 16th	
			<b>1992</b> S 23 7th S 30 4th O 7 5th O 14 5th O 21 4th O 28 7th N 4 16th N 11 11th N 25 16th *D 2 16th	
			<b>1993</b> S 23 7th S 30 4th O 7 5th O 14 5th O 21 4th O 28 7th N 4 16th N 11 11th N 25 16th *D 2 16th	
			<b>1994</b> S 23 7th S 30 4th O 7 5th O 14 5th O 21 4th O 28 7th N 4 16th N 11 11th N 25 16th *D 2 16th	
			<b>1995</b> S 23 7th S 30 4th O 7 5th O 14 5th O 21 4th O 28 7th N 4 16th N 11 11th N 25 16th *D 2 16th	
			<b>1996</b> S 23 7th S 30 4th O 7 5th O 14 5th O 21 4th O 28 7th N 4 16th N 11 11th N 25 16th *D 2 16th	
			<b>1997</b> S 23 7th S 30 4th O 7 5th O 14 5th O 21 4th O 28 7th N 4 16th N 11 11th N 25 16th *D 2 16th	
			<b>1998</b> S 23 7th S 30 4th O 7 5th O 14 5th O 21 4th O 28 7th N 4 16th N 11 11th N 25 16th *D 2 16th	
			<b>1999</b> S 23 7th S 30 4th O 7 5th O 14 5th O 21 4th O 28 7th N 4 16th N 11 11th N 25 16th *D 2 16th	
			<b>2000</b> S 23 7th S 30 4th O 7 5th O 14 5th O 21 4th O 28 7th N 4 16th N 11 11th N 25 16th *D 2 16th	
			<b>2001</b> S 23 7th S 30 4th O 7 5th O 14 5th O 21 4th O 28 7th N 4 16th N 11 11th N 25 16th *D 2 16th	
			<b>2002</b> S 23 7th S 30 4th O 7 5th O 14 5th O 21 4th O 28 7th N 4 16th N 11 11th N 25 16th *D 2 16th	
			<b>2003</b> S 23 7th S 30 4th O 7 5th O 14 5th O 21 4th O 28 7th N 4 16th N 11 11th N 25 16th *D 2 16th	
			<b>2004</b> S 23 7th S 30 4th O 7 5th O 14 5th O 21 4th O 28 7th N 4 16th N 11 11th N 25 16th *D 2 16th	
			<b>2005</b> S 23 7th S 30 4th O 7 5th O 14 5th O 21 4th O 28 7th N 4 16th N 11 11th N 25 16th *D 2 16th	
			<b>2006</b> S 23 7th S 30 4th O 7 5th O 14 5th O 21 4th O 28 7th N 4 16th N 11 11th N 25 16th *D 2 16th	
			<b>2007</b> S 23 7th S 30 4th O 7 5th O 14 5th O 21 4th O 28 7th N 4 16th N 11 11th N 25 16th *D 2 16th	
			<b>2008</b> S 23 7th S 30 4th O 7 5th O 14 5th O 21 4th O 28 7th N 4 16th N 11 11th N 25 16th *D 2 16th	
			<b>2009</b> S 23 7th S 30 4th O 7 5th O 14 5th O 21 4th O 28 7th N 4 16th N 11 11th N 25 16th *D 2 16th	
			<b>2010</b> S 23 7th S 30 4th O 7 5th O 14 5th O 21 4th O 28 7th N 4 16th N 11 11th N 25 16th *D 2 16th	
			<b>2011</b> S 23 7th S 30 4th O 7 5th O 14 5th O 21 4th O 28 7th N 4 16th N 11 11th N 25 16th *D 2 16th	
			<b>2012</b> S 23 7th S 30 4th O 7 5th O 14 5th O 21 4th O 28 7th N 4 16th N 11 11th N 25 16th *D 2 16th	
			<b>2013</b> S 23 7th S 30 4th O 7 5th O 14 5th O 21 4th O 28 7th N 4 16th N 11 11th N 25 16th *D 2 16th	
			<b>2014</b> S 23 7th S 30 4th O 7 5th O 14 5th O 21 4th O 28 7th N 4 16th N 11 11th N 25 16th *D 2 16th	
			<b>2015</b> S 23 7th S 30 4th O 7 5th O 14 5th O 21 4th O 28 7th N 4 16th N 11 11th N 25 16th *D 2 16th	
			<b>2016</b> S 23 7th S 30 4th O 7 5th O 14 5th O 21 4th O 28 7th N 4 16th N 11 11th N 25 16th *D 2 16th	
			<b>2017</b> S 23 7th S 30 4th O 7 5th O 14 5th O 21 4th O 28 7th N 4 16th N 11 11th N 25 16th *D 2 16th	
			<b>2018</b> S 23 7th S 30 4th O 7 5th O 14 5th O 21 4th O 28 7th N 4 16th N 11 11th N 25 16th *D 2 16th	
			<b>2019</b> S 23 7th S 30 4th O 7 5th O 14 5th O 21 4th O 28 7th N 4 16th N 11 11th N 25 16th *D 2 16th	
			<b>2020</b> S 23 7th S 30 4th O 7 5th O 14 5th O 21 4th O 28 7th N 4 16th N 11 11th N 25 16th *D 2 16th	
			<b>2021</b> S 23 7th S 30 4th O 7 5th O 14 5th O 21 4th O 28 7th N 4 16th N 11 11th N 25 16th *D 2 16th	
			<b>2022</b> S 23 7th S 30 4th O 7 5th O 14 5th O 21 4th O 28 7th N 4 16th N 11 11th N 25 16th *D 2 16th	
			<b>2023</b> S 23 7th S 30 4th O 7 5th O 14 5th O 21 4th O 28 7th N 4 16th N 11 11th N 25 16th *D 2 16th	
			<b>2024</b> S 23 7th S 30 4th O 7 5th O 14 5th O 21 4th O 28 7th N 4 16th N 11 11th N 25 16th *D 2 16th	
			<b>2025</b> S 23 7th S 30 4th O 7 5th O 14 5th O 21 4th O 28 7th N 4 16th N 11 11th N 25 16th *D 2 16th	

## DUKE VS. NATIONALLY-RANKED OPPONENTS (AP Poll)

(27-135-6 Overall; 10-56-4 vs. Top 10)

**1937**  
N 27 Pittsburgh (18/1) H L 0-10

**1938**  
N 26 Pittsburgh (3/4) H W 7-0

**1939**  
J 2 Southern Cal (3/7) N<sup>13</sup> L 3-7  
N 18 North Carolina (13/7) H W 13-3

**1942**  
J 1 Oregon State (2/12) H L 16-20  
O 17 Colgate (-/9) N<sup>11</sup> W 34-0  
O 31 Georgia Tech (-/9) H L 7-26

**1943**  
O 9 Navy (5/4) N<sup>14</sup> L 13-14

**1944**  
O 14 Navy (-/6) N<sup>14</sup> L 0-7  
O 21 Army (-/2) N<sup>15</sup> L 7-27  
N 4 Georgia Tech (-/5) H W 19-13  
N 11 Wake Forest (20/12) H W 34-0

**1945**  
O 27 Army (19/1) N<sup>15</sup> L 13-48

**1946**  
O 26 Army (13/1) N<sup>15</sup> L 0-19  
N 2 Georgia Tech (19/16) H L 0-14  
N 9 Wake Forest (-/13) H W 13-0  
N 23 North Carolina (-/14) A L 7-22

**1947**  
O 25 Wake Forest (15/11) A W 13-6  
N 1 Georgia Tech (9/6) A L 0-7

**1948**  
O 30 Georgia Tech (-/6) H L 7-19  
N 6 Wake Forest (-/18) H L 20-27  
N 20 North Carolina (-/5) A L 0-20

**1951**  
O 6 Tennessee (-/3) A L 0-26  
N 3 Georgia Tech (-/5) A T 14-14

**1952**  
O 4 Tennessee (10/11) H W 7-0  
O 25 Virginia (6/9) A W 21-7  
N 1 Georgia Tech (6/4) H L 7-28

**1953**  
N 21 Georgia Tech (15/12) A L 10-13

**1954**  
O 9 Purdue (6/5) A T 13-13  
O 16 Army (6/18) H L 14-28  
N 6 Navy (11/19) N<sup>9</sup> L 7-40

**1955**  
O 15 Ohio State (11/14) A W 20-14  
O 29 Georgia Tech (17/12) A L 0-27  
N 5 Navy (-/9) N<sup>14</sup> T 7-7

**1956**  
O 6 Tennessee (-/9) H L 20-33  
O 13 SMU (-/19) H W 14-6  
O 20 Pittsburgh (-/16) N<sup>9</sup> L 14-27  
N 3 Georgia Tech (-/2) H L 0-7  
N 10 Navy (-/12) H T 7-7

**1957**  
O 12 Rice (5/15) A W 7-6  
O 26 N.C. State (4/11) A T 14-14  
N 9 Navy (16/7) N<sup>14</sup> T 6-6  
N 16 Clemson (11/14) H W 7-6

**1958**  
O 18 Notre Dame (-/12) A L 7-9  
N 8 LSU (-/1) A L 18-50  
N 22 North Carolina (-/17) A W 7-6

**1959**  
S 26 Ohio State (-/12) A L 13-14  
O 31 Georgia Tech (-/9) A W 10-7  
N 7 Clemson (-/10) A L 0-6

**1960**  
N 5 Navy (13/4) H W 19-10

**1961**  
J 2 Arkansas (10/7) N<sup>20</sup> W 7-6

**1963**  
N 16 Navy (-/2) H L 25-38

**1964**  
O 31 Georgia Tech (-/8) H L 8-21

**1966**  
O 29 Georgia Tech (-/6) H L 7-48  
N 12 Notre Dame (-/1) A L 0-64

**1967**  
O 28 N.C. State (-/5) A L 7-28

**1970**  
O 3 Ohio State (-/1) A L 10-34  
O 10 West Virginia (-/11) A W 21-13

**1971**  
S 18 South Carolina (-/19) H W 28-12  
O 2 Stanford (19/10) A W 9-3

**1972**  
S 9 Alabama (-/7) N<sup>23</sup> L 12-35  
S 16 Washington (-/12) A L 6-14  
S 23 Stanford (-/19) H L 6-10  
N 18 North Carolina (-/16) A L 0-14

**1973**  
S 15 Tennessee (-/9) A L 17-21  
O 13 Tulane (-/18) H L 17-24  
N 17 N.C. State (-/20) H L 3-21

**1974**  
S 14 N.C. State (-/16) A L 21-35  
O 26 Florida (-/12) A L 13-30  
N 16 Maryland (-/13) N<sup>9</sup> L 13-56

**1975**  
S 12 Southern Cal (-/4) A L 7-35  
O 25 Florida (-/12) A L 16-24

**1976**  
O 2 Pittsburgh (-/2) H L 31-44  
O 23 Maryland (-/6) H L 3-30

**1977**  
S 17 Michigan (-/1) A L 9-21  
N 19 North Carolina (-/18) H L 3-16

**1978**  
S 30 Michigan (-/4) A L 0-52  
O 28 Maryland (-/5) H L 0-27

**1979**  
N 10 Wake Forest (-/20) A L 14-17

**1980**  
S 20 Auburn (-/19) A L 28-35  
O 11 South Carolina (-/17) A L 7-20  
N 22 North Carolina (-/15) A L 21-44

**1981**  
S 12 Ohio State (-/11) A L 13-34  
O 17 Clemson (-/6) H L 10-38  
N 21 North Carolina (-/15) H L 10-31

**1982**  
O 16 Clemson (-/20) A L 14-49

**1983**  
O 1 Miami (-/15) H L 17-56  
O 22 Maryland (-/15) A L 3-38

**1986**  
S 13 Georgia (-/19) A L 7-31  
O 18 Clemson (-/17) A L 3-35

**1987**  
O 17 Clemson (-/7) A L 10-17

**1988**  
O 15 Clemson (-/11) A L 17-49

**1989**  
S 16 Tennessee (-/17) A L 6-28  
S 30 Clemson (-/7) H W 21-17  
D 28 Texas Tech (20/24) N<sup>23</sup> L 21-49

**1990**  
S 22 Virginia (-/10) H L 0-59  
S 29 Clemson (-/19) A L 7-26  
O 27 Georgia Tech (-/16) A L 31-48

**1991**  
N 16 N.C. State (-/24) H L 31-32  
N 30 Clemson (-/13) N<sup>24</sup> L 21-33

**1992**  
S 5 Florida State (-/4) A L 21-48  
S 26 Virginia (-/14) H L 28-55  
O 17 Clemson (-/19) A L 6-21  
N 14 N.C. State (-/14) A L 27-45  
N 21 North Carolina (-/21) H L 28-31

**1993**  
S 4 Florida State (-/1) H L 7-45  
S 25 Virginia (-/22) A L 0-35  
O 2 Tennessee (-/11) A L 19-52  
N 6 N.C. State (-/22) H W 21-20  
N 26 North Carolina (-/13) A L 24-38

**1994**  
O 29 Florida State (16/9) A L 20-59  
N 5 Virginia (23/13) H W 28-25

**1995**  
S 2 Florida State (-/1) N<sup>25</sup> L 26-70  
S 23 Maryland (-/24) A L 28-41  
O 14 Virginia (-/19) A L 30-44  
N 11 Clemson (-/24) A L 17-34

**1996**  
S 7 Florida State (-/3) A L 7-44  
N 2 Virginia (-/16) H L 3-27  
N 23 North Carolina (-/13) H L 10-27

**1997**  
O 11 Florida State (-/4) H L 27-51  
N 22 North Carolina (-/8) A L 14-50

**1998**  
S 19 Florida State (-/11) A L 13-62  
S 26 Virginia (-/11) H L 0-24

**1999**  
O 2 Florida State (-/1) N<sup>21</sup> L 23-51  
O 16 Georgia Tech (-/8) H L 31-38

**2000**  
S 30 Clemson (-/7) H L 22-52  
O 14 Florida State (-/7) A L 14-63

**2001**  
S 1 Florida State (-/6) H L 13-55  
S 22 Northwestern (-/16) H L 7-44  
O 6 Georgia Tech (-/17) H L 10-37  
O 20 Maryland (-/12) A L 17-59

**2002**  
S 21 Florida State (-/5) A L 17-48  
O 19 N.C. State (-/13) A L 22-24

**2003**  
A 30 Virginia (-/18) A L 0-27  
S 27 Florida State (-/6) H L 7-56  
N 1 Tennessee (-/19) A L 6-23

**2004**  
S 25 Maryland (-/23) H L 21-55  
O 23 Virginia (-/14) H L 16-37  
N 6 Florida State (-/13) A L 7-29

**2005**  
S 10 Virginia Tech (-/7) H L 0-45  
S 24 Virginia (-/23) A L 7-38  
O 8 Miami (-/9) A L 7-52  
O 22 Florida State (-/11) H L 24-55

**2006**  
S 16 Virginia Tech (-/14) A L 0-36  
N 11 Boston College (-/22) A L 7-28  
N 18 Georgia Tech (-/18) A L 21-49

**2007**  
O 13 Virginia Tech (-/12) H L 14-43  
N 3 Clemson (-/25) H L 10-47

**2009**  
S 19 Kansas (-/22) A L 16-44  
O 3 Virginia Tech (-/6) H L 26-34  
N 14 Georgia Tech (-/7) H L 10-49  
N 21 Miami (-/20) A L 16-34

**2010**  
S 18 Alabama (-/1) H L 13-62  
O 23 Virginia Tech (-/23) A L 7-44

**2011**  
S 10 Stanford (-/6) H L 14-44  
O 29 Virginia Tech (-/15) H L 10-14

**2012**  
S 8 Stanford (-/25) A L 13-50  
O 27 Florida State (-/11) A L 7-48  
N 3 Clemson (-/10) H L 20-56

**2013**  
O 26 Virginia Tech (-/16) A W 13-10  
N 16 Miami (-/24) H W 48-30  
D 7 Florida State (20/1) N<sup>8</sup> L 7-45  
D 31 Texas A&M (22/20) N<sup>4</sup> L 48-52

**2014**  
O 11 Georgia Tech (-/22) A W 31-25  
D 27 Arizona State (-/15) N<sup>26</sup> L 31-36

**2015**  
S 19 Northwestern (-/23) H L 10-19  
S 26 Georgia Tech (-/20) H W 34-20  
N 11 North Carolina (-/21) A L 31-66

See page 102 for neutral site key



## DUKE WHEN NATIONALLY-RANKED (AP Poll)

(92-42-5 Overall)

## 1936

O 24	Tennessee (2/-)	A	L	13-15
O 31	Washington & Lee (13/-)	N <sup>2</sup>	W	51-0
N 7	Wake Forest (15/-)	A	W	20-0
N 14	North Carolina (13/-)	A	W	27-7
N 26	N.C. State (11/-)	H	W	13-0

## 1937

O 23	Colgate (10/-)	A	W	13-0
O 30	Washington & Lee (13/-)	N <sup>2</sup>	W	43-0
N 6	Wake Forest (11/-)	H	W	67-0
N 13	North Carolina (8/-)	H	L	6-14
N 27	Pittsburgh (18/1)	H	L	0-10

## 1938

O 22	Wake Forest (9/-)	N <sup>12</sup>	W	7-0
O 29	North Carolina (11/-)	A	W	14-0
N 12	Syracuse (7/-)	A	W	21-0
N 19	N.C. State (4/-)	H	W	7-0
N 26	Pittsburgh (3/4)	H	W	7-0

## 1939

J 2	Southern Cal (3/7)	N <sup>13</sup>	L	3-7
O 21	Syracuse (13/-)	H	W	33-6
O 28	Wake Forest (12/-)	H	W	6-0
N 4	Georgia Tech (12/-)	A	W	7-6
N 11	VMI (15/-)	A	W	20-7
N 18	North Carolina (13/7)	H	W	13-3
N 25	N.C. State (8/-)	A	W	28-0

## 1940

N 2	Georgia Tech (19/-)	H	W	41-7
N 9	Davidson (12/-)	A	W	46-13
N 16	North Carolina (12/-)	A	L	3-6
N 30	Pittsburgh (20/-)	H	W	12-7

## 1941

O 18	Colgate (3/-)	H	W	27-14
O 25	Pittsburgh (4/-)	A	W	27-14
N 1	Georgia Tech (4/-)	A	W	14-0
N 8	Davidson (4/-)	A	W	56-0
N 15	North Carolina (3/-)	H	W	20-0
N 22	N.C. State (3/-)	A	W	55-6

## 1942

J 1	Oregon State (2/12)	H	L	16-20
-----	---------------------	---	---	-------

## 1943

O 9	Navy (5/4)	N <sup>14</sup>	L	13-14
O 16	North Carolina (6/-)	H	W	14-7
O 30	Georgia Tech (8/-)	A	W	14-7
N 6	N.C. State (9/-)	A	W	75-0
N 13	Virginia (7/-)	H	W	49-0
N 20	North Carolina (6/-)	A	W	27-6

## 1944

N 11	Wake Forest (20/12)	H	W	34-0
N 18	South Carolina (10/-)	A	W	34-7
N 25	North Carolina (11/-)	A	W	33-0

## 1945

J 1	Alabama (11/-)	N <sup>16</sup>	W	29-26
O 13	Wake Forest (13/-)	A	W	26-19
O 27	Army (19/1)	N <sup>15</sup>	L	13-48
N 3	Georgia Tech (18/-)	A	W	14-6
N 10	N.C. State (16/-)	H	W	26-13
N 24	North Carolina (15/-)	H	W	14-7

## 1946

O 19	Richmond (12/-)	H	W	41-0
O 26	Army (13/1)	N <sup>15</sup>	L	0-19
N 2	Georgia Tech (19/16)	H	L	0-14
N 16	South Carolina (20/-)	A	W	39-0

## 1947

O 11	Navy (13/-)	N <sup>14</sup>	T	14-14
O 18	Maryland (17/-)	H	W	19-7
O 25	Wake Forest (15/11)	A	W	13-6
N 1	Georgia Tech (9/6)	A	L	0-7
N 8	Missouri (13/-)	H	L	7-28
N 22	North Carolina (13/-)	H	L	0-21

## 1948

O 16	Maryland (18/-)	N <sup>17</sup>	W	13-12
O 23	Virginia Tech (15/-)	N <sup>18</sup>	W	7-0

## 1949

O 8	Navy (14/-)	A	L	14-28
N 5	Wake Forest (16/-)	H	L	7-27

## 1950

S 23	South Carolina (16/-)	A	W	14-0
S 30	Pittsburgh (16/-)	H	W	28-14
O 7	Tennessee (14/-)	H	L	7-28

## 1952

S 20	Washington & Lee (19/-)	H	W	34-0
S 26	SMU (19/-)	A	W	14-7
O 4	Tennessee (10/11)	H	W	7-0
O 11	South Carolina (6/-)	A	W	33-7
O 18	N.C. State (5/-)	A	W	57-0
O 25	Virginia (6/9)	A	W	21-7
N 1	Georgia Tech (6/4)	H	L	7-28
N 8	Navy (12/-)	H	L	6-16
N 22	North Carolina (20/-)	A	W	34-0

## 1953

S 19	South Carolina (10/-)	A	W	20-7
S 26	Wake Forest (10/-)	H	W	19-0
O 3	Tennessee (12/-)	A	W	21-7
O 10	Purdue (8/-)	H	W	20-14
O 17	Army (7/-)	N <sup>15</sup>	L	13-14
O 24	N.C. State (16/-)	H	W	31-0
O 31	Virginia (13/-)	N <sup>9</sup>	W	48-6
N 7	Navy (10/-)	N <sup>14</sup>	T	0-0
N 21	Georgia Tech (15/12)	A	L	10-13

## 1954

S 25	Pennsylvania (19/-)	A	W	52-0
O 2	Tennessee (7/-)	H	W	7-6
O 9	Purdue (6/5)	A	T	13-13
O 16	Army (6/18)	H	L	14-28
O 23	N.C. State (19/-)	A	W	21-7
O 30	Georgia Tech (16/-)	H	W	21-20
N 6	Navy (11/19)	N <sup>9</sup>	L	7-40
N 27	North Carolina (20/-)	A	W	47-12

## 1955

J 1	Nebraska (14/-)	N <sup>19</sup>	W	34-7
O 1	Tennessee (16/-)	A	W	21-0
O 8	William & Mary (13/-)	H	W	47-7
O 15	Ohio State (11/14)	A	W	20-14
O 22	Pittsburgh (5/-)	H	L	7-26
O 29	Georgia Tech (17/12)	A	L	0-27
N 12	South Carolina (18/-)	A	W	41-7
N 19	Wake Forest (20/-)	H	W	14-0

## 1956

S 22	South Carolina (16/-)	A	L	0-7
------	-----------------------	---	---	-----

## 1957

S 21	South Carolina (10/-)	A	W	26-14
S 28	Virginia (7/-)	H	W	40-0
O 5	Maryland (4/-)	H	W	14-0
O 12	Rice (5/15)	A	W	7-6
O 19	Wake Forest (5/-)	H	W	34-7
O 26	N.C. State (4/11)	A	T	14-14
N 2	Georgia Tech (7/-)	A	L	0-13
N 9	Navy (16/7)	N <sup>14</sup>	T	6-6
N 16	Clemson (11/14)	H	W	7-6
N 23	North Carolina (11/-)	H	L	13-21

## 1958

J 1	Oklahoma (16/-)	N <sup>19</sup>	L	21-48
-----	-----------------	-----------------	---	-------

## 1960

O 29	Georgia Tech (15/-)	H	W	6-0
N 5	Navy (13/4)	H	W	19-10
N 12	Wake Forest (7/-)	A	W	34-7
N 19	North Carolina (6/-)	A	L	6-7
D 3	UCLA (10/-)	A	L	6-27

## 1961

J 2	Arkansas (10/7)	N <sup>20</sup>	W	7-6
-----	-----------------	-----------------	---	-----

## 1962

S 22	Southern Cal (8/-)	A	L	7-14
------	--------------------	---	---	------

## 1971

S 25	Virginia (20/-)	A	W	28-0
O 2	Stanford (19/10)	A	W	9-3
O 9	Clemson (14/-)	N <sup>9</sup>	L	0-3
O 23	Navy (10/-)	A	L	14-15

## 1989

D 28	Texas Tech (20/24)	N <sup>23</sup>	L	21-49
------	--------------------	-----------------	---	-------

## 1994

O 15	Clemson (25/-)	H	W	19-13
O 22	Wake Forest (20/-)	A	W	51-26
O 29	Florida State (16/9)	A	L	20-59
N 5	Virginia (23/13)	H	W	28-25
N 12	N.C. State (19/-)	A	L	23-24
N 19	North Carolina (25/-)	H	L	40-41

## 1995

J 2	Wisconsin (25/-)	N <sup>22</sup>	L	20-34
-----	------------------	-----------------	---	-------

## 2013

N 23	Wake Forest (25/-)	A	W	28-21
N 30	North Carolina (24/-)	A	W	27-25
D 7	Florida State (20/1)	N <sup>8</sup>	L	7-45
D 31	Texas A&M (22/20)	N <sup>4</sup>	L	48-52

## 2014

N 1	Pittsburgh (24/-)	A <sup>20T</sup>	W	51-48
N 8	Syracuse (22/-)	A	W	27-10
N 15	Virginia Tech (19/-)	H	L	16-17

## 2015

O 24	Virginia Tech (23/-)	A <sup>40T</sup>	W	45-43
O 31	Miami (22/-)	H	L	27-30

See page 102 for neutral site key

## LARGEST COMEBACKS (Trailing in 2nd half)

Pts.	Final Score	Date	Location	Notes
21	Duke 28, Florida 21	October 6, 1962	Jacksonville, Fla.	Florida leads 21-0 at halftime; Duke scores three TDs in the third period before <b>Mike Curtis</b> scores the game-winning TD in the fourth
20	[16] Duke 21, Georgia Tech 20	October 30, 1954	Durham, N.C.	Trailing 20-0 in the third quarter, Duke scores three TDs over the final 17 minutes; decisive score and PAT come with 42 seconds remaining
19	Duke 27, N.C. State 26	November 12, 1983	Durham, N.C.	After trailing 26-7 in the third period, <b>Ben Bennett's</b> scoring toss to <b>Mark Militello</b> with 26 seconds left in the game wins the game for Duke
18	Duke 25, South Carolina 21	October 8, 1977	Columbia, S.C.	Behind 21-3 at halftime, Duke's comeback is highlighted by a 30-yard interception return for a TD by <b>Earl Cook</b> with less than five minutes left
18	Duke 23, North Carolina 21	November 23, 1985	Chapel Hill, N.C.	The Tar Heels lead 21-3 late in the third quarter, but <b>Steve Slayden</b> hooks up with <b>Doug Green</b> for three TDs in the final 17 minutes for the victory; trailing by five points with less than two minutes left, Duke's <b>Fonda Williams</b> recovers a fumble at the Blue Devil 44 yard line and, with no timeouts, Slayden engineers a drive that ends with a five-yard scoring strike to Green
15	Duke 25, Georgia Tech 24	October 29, 1977	Atlanta, Ga.	The Blue Devils trail 24-9 at the end of three quarters, and <b>Mike Dunn's</b> seven-yard TD pass to <b>Tom Hall</b> with 13 seconds remaining caps the rally
15	Duke 35, Virginia 22	October 19, 2013	Charlottesville, Va.	Duke scores 35 unanswered points after trailing 22-0 (22-7 at halftime), with <b>Brandon Connette's</b> 47-yard TD pass to <b>Braxton Deaver</b> with 11:44 left in the fourth period providing the go-ahead points
14	Duke 31, Wake Forest 21	November 5, 1983	Winston-Salem, N.C.	Wake Forest leads 21-7 in the third quarter, but Duke scores 24 second half points as <b>Mike Grayson</b> finds the end zone twice on the ground
14	Duke 21, [7] Clemson 17	September 30, 1989	Durham, N.C.	Duke rallies from 14-0 halftime deficit to beat No. 7 Clemson on <b>Billy Ray's</b> seven-yard TD pass to <b>Chris Brown</b> with 3:18 remaining in the fourth period
12	Duke 25, Tennessee 24	September 4, 1982	Knoxville, Tenn.	Down 24-12 late in the third quarter, <b>Greg Boone</b> takes a kickoff 100 yards for a TD and <b>Joel Blunk</b> scores on a 13-yard run in the fourth period
12	Duke 32, Georgia Tech 26	October 29, 1983	Durham, N.C.	Behind 26-14 in the third quarter, Duke scores the final 18 points of the game for the win; <b>Darryl Brunson</b> ices the win with a late fourth quarter INT
10	Duke 31, FIU 27	October 1, 2011	Miami, Fla.	<b>Juwan Thompson</b> scores two TDs in the fourth quarter as Duke rallies from a 27-17 deficit to win, 31-27; <b>Jordan DeWalt-Ondijo</b> sets up the game-winning score with a sack & caused fumble of FIU quarterback Wes Carroll
9	Duke 29, Virginia 24	September 26, 1981	Charlottesville, Va.	Down 24-15 with 10 minutes left, Duke rallies for the win on a 25-yard TD pass from <b>Ron Sally</b> to <b>Gary Frederick</b> with 8:51 remaining and a two-yard TD run by <b>Mike Grayson</b> with just 59 seconds to play

## WINS IN FINAL MINUTE (1938-present)

Date	Final Score	Location	Game-Winning Scoring Play	Time
September 26, 1952	[19] Duke 14, SMU 7	Dallas, Texas	Howard Pitt 3-yard pass from Worth Lutz	0:05
October 10, 1953	[8] Duke 20, Purdue 14	Durham, N.C.	Jerry Barger 7-yard run	0:39
October 30, 1954	[16] Duke 21, Georgia Tech 20	Durham, N.C.	Ed Post 4-yard run (Jim Nelson PAT)	0:40
November 18, 1961	Duke 6, North Carolina 3	Durham, N.C.	Bill Reynolds 39-yard field goal	0:02
November 24, 1962	Duke 16, North Carolina 14	Chapel Hill, N.C.	Bill Reynolds 20-yard field goal	0:46
October 5, 1968	Duke 30, Maryland 28	Norfolk, Va.	David Pugh 27-yard field goal	0:00
September 19, 1970	Duke 13, Maryland 12	Durham, N.C.	David Wright 45-yard field goal	0:01
October 29, 1977	Duke 25, Georgia Tech 24	Atlanta, Ga.	Tom Hall 7-yard pass from Mike Dunn (Scott Wolcott PAT)	0:13
September 26, 1981	Duke 29, Virginia 24	Charlottesville, Va.	Mike Grayson 2-yard run	0:59
October 10, 1981	Duke 14, Virginia Tech 7	Durham, N.C.	Dennis Tabron 10-yard interception return	0:56
November 12, 1983	Duke 27, N.C. State 26	Durham, N.C.	Mark Militello 7-yard pass from Ben Bennett	0:26
November 8, 1986	Duke 38, Wake Forest 36	Durham, N.C.	Doug Peterson 32-yard field goal	0:07
November 19, 1988	Duke 35, North Carolina 29	Durham, N.C.	Roger Boone 6-yard run	0:23
September 8, 1990	Duke 27, Northwestern 24	Evanston, Ill.	Marc Mays 9-yard pass from Dave Brown	0:38
September 16, 1995	Duke 23, Army 21	West Point, N.Y.	Tom Cochran 28-yard field goal	0:04
September 20, 1997	Duke 20, Army 17	Durham, N.C.	Sims Lenhardt 27-yard field goal	0:51
November 13, 2004	Duke 16, Clemson 13	Durham, N.C.	Matt Brooks 53-yard field goal	0:00
November 6, 2010	Duke 55, Virginia 48	Durham, N.C.	Desmond Scott 35-yard run	0:40
October 20, 2012	Duke 33, North Carolina 30	Durham, N.C.	Jamison Crowder 5-yard pass from Sean Renfree	0:13

## WINS ON FINAL SNAP OF REGULATION (1938-present)

Date	Final Score	Location	Game-Winning Scoring Play
October 5, 1968	Duke 30, Maryland 28	Norfolk, Va.	David Pugh 27-yard field goal
November 13, 2004	Duke 16, Clemson 13	Durham, N.C.	Matt Brooks 53-yard field goal

# FOURTH QUARTER & OT WINS (1938-present; Duke tied or trailing in the fourth period)

O 28, 1933	Kentucky	A	W	14-7	Robert Cox 1-yard run (—)
N 25, 1933	N.C. State	H	W	7-0	Jack Alexander 2-yard run (—)
N 3, 1934	Auburn	A	W	13-6	B.O. Cornelius 21-yard pass from Ace Parker (—)
N 26, 1938	Pittsburgh (3/4)	H	W	7-0	Willard Perdue blocked punt recovery in end zone (—)
O 30, 1943	Georgia Tech (8/-)	A	W	14-7	Gordon Carver 37-yard pass from Billy Murphy (—)
N 4, 1944	Georgia Tech (-5)	H	W	19-13	Bob Smith 10-yard pass from Cliff Lewis (—)
J 1, 1945	Alabama (11/-)	N <sup>16</sup>	W	29-26	George Clark 20-yard run (—)
O 13, 1945	Wake Forest (13/-)	A	W	26-19	George Clark 58-yard run (—)
S 27, 1947	N.C. State	H	W	7-0	Louis Allen 40-yard interception return (11:00)
O 25, 1947	Wake Forest (15/11)	A	W	13-6	George Clark 4-yard run (2:00)
O 14, 1950	N.C. State	A	W	7-0	Jack Mounie 5-yard run (11:28)
N 4, 1950	Georgia Tech	H	W	30-21	John Mounie 2-yard run (—)
S 29, 1951	Pittsburgh	A	W	19-14	Charlie Smith 1-yard run (13:40)
O 13, 1951	N.C. State	H	W	27-21	Charlie Smith 2-yard run (3:25)
S 26, 1952	SMU (19/-)	A	W	14-7	Howard Pitt 3-yard pass from Worth Lutz (0:05)
O 10, 1953	Purdue (8/-)	H	W	20-14	Jerry Barger 7-yard run (0:39)
O 30, 1954	Georgia Tech (16/-)	H	W	21-20	Ed Post 4-yard run (Jim Nelson PAT) (0:40)
O 15, 1955	Ohio State (11/14)	A	W	20-14	Sonny Jurgensen 1-yard run (13:13)
O 11, 1958	Baylor	H	W	12-7	George Dutrow 16-yard run (12:20)
O 25, 1958	N.C. State	H	W	20-13	George Dutrow 2-yard run (1:40)
O 31, 1959	Georgia Tech (-9)	A	W	10-7	Art Browning 28-yard field goal (7:34)
O 29, 1960	Georgia Tech (15/-)	H	W	6-0	Dean Wright 1-yard run (11:30)
J 2, 1961	Arkansas (10/7)	N <sup>20</sup>	W	7-6	Tee Moorman 9-yard pass from Don Altman (Art Browning PAT) (2:45)
S 23, 1961	South Carolina	A	W	7-6	Dave Burch 3-yard run (Bill Reynolds PAT) (2:00)
N 18, 1961	North Carolina	H	W	6-3	Bill Reynolds 39-yard field goal (0:02)
O 6, 1962	Florida	N <sup>21</sup>	W	28-21	Mike Curtis 1-yard run (11:19)
O 27, 1962	N.C. State	H	W	21-14	Stan Crisson 15-yard pass from Walt Rappold (1:20)
N 24, 1962	North Carolina	A	W	16-14	Bill Reynolds 20-yard field goal (0:46)
O 5, 1963	Maryland	N <sup>2</sup>	W	30-12	Stan Crisson 60-yard pass from Scotty Glacken (9:03)
S 18, 1965	Virginia	A	W	21-7	James Devonshire 55-yard run (12:31)
N 5, 1966	Navy	A	W	9-7	Bob Matheson 21-yard field goal (13:15)
O 7, 1967	Army West Point	A	W	10-7	Ed Hicklin 9-yard pass from Larry Davis (9:54)
O 14, 1967	Virginia	A	W	13-6	Don Baglien 2-yard run (2:05)
O 5, 1968	Maryland	N <sup>9</sup>	W	30-28	David Pugh 27-yard field goal (0:00)
S 19, 1970	Maryland	H	W	13-12	David Wright 45-yard field goal (0:01)
N 14, 1970	South Carolina	A	W	42-38	Art Bosetti 2-yard run (2:00)
S 22, 1973	Washington	H	W	23-21	Randy Cobb 11-yard pass from Mark Johnson (1:37)

S 21, 1974	South Carolina	A	W	20-14	Larry Martinez 1-yard run (4:53)
O 5, 1974	Purdue	H	W	16-14	Tony Benjamin 1-yard run (8:18)
O 18, 1975	Clemson	H	W	25-21	Tony Benjamin 19-yard run (1:38)
N 13, 1976	N.C. State	A	W	28-14	Art Gore 1-yard run (12:46)
O 8, 1977	South Carolina	A	W	25-21	Earl Cook 30-yard interception return (4:45)
O 29, 1977	Georgia Tech	A	W	25-24	Tom Hall 7-yard pass from Mike Dunn (Scott Wolcott PAT) (0:13)
S 23, 1978	South Carolina	H	W	16-12	Greg Rhett 26-yard run (3:07)
S 15, 1979	East Carolina	A	W	28-14	Stanley Driskell 6-yard run (14:54)
S 26, 1981	Virginia	A	W	29-24	Mike Grayson 2-yard run (0:59)
O 10, 1981	Virginia Tech	H	W	14-7	Dennis Tabron 10-yard interception return (0:56)
S 4, 1982	Tennessee	A	W	25-24	Joel Blunk 13-yard run (John Tolish PAT) (10:31)
N 20, 1982	North Carolina	H	W	23-17	Carl Franks 5-yard pass from Ben Bennett (12:06)
N 5, 1983	Wake Forest	A	W	31-21	Mike Grayson 1-yard run (12:46)
N 12, 1983	N.C. State	H	W	27-26	Mark Militello 7-yard pass from Ben Bennett (0:26)
S 8, 1984	Indiana	H	W	31-24	Julius Grantham 1-yard run (1:33)
N 17, 1984	N.C. State	A	W	16-13	Ken Harper 29-yard field goal (1:52)
N 23, 1984	North Carolina	A	W	23-21	Doug Green 5-yard pass from Steve Slayden (1:10)
N 8, 1986	Wake Forest	H	W	38-36	Doug Peterson 32-yard field goal (0:07)
S 19, 1987	Vanderbilt	H	W	35-31	Stanley Monk 2-yard run (3:45)
O 1, 1988	Vanderbilt	A	W	17-15	Doug Peterson 44-yard field goal (3:45)
O 29, 1988	Georgia Tech	A	W	31-21	Doug Peterson 37-yard field goal (9:12)
N 19, 1988	North Carolina	H	W	35-29	Roger Boone 6-yard run (0:23)
S 30, 1989	Clemson (-7)	H	W	21-17	Chris Brown 7-yard pass from Billy Ray (3:18)
S 8, 1990	Northwestern	A	W	27-24	Marc Mays 9-yard pass from Dave Brown (0:38)
O 6, 1990	Army West Point	A	W	17-16	Randy Cuthbert 6-yard run (Randy Gardner PAT) (2:48)
O 26, 1991	Maryland	A	W	17-13	Brad Breedlove 27-yard pass from Dave Brown (11:56)
S 10, 1994	East Carolina	H	W	13-10	Tom Cochran 28-yard field goal (6:14)
S 15, 1994	Clemson (25/-)	H	W	19-13	Ray Farmer blocked punt recovery in end zone (3:37)
S 9, 1995	Rutgers	H	W	24-14	Joe Opalenick 13-yard pass from Spence Fischer (4:08)
S 16, 1995	Army West Point	A	W	23-21	Tom Cochran 28-yard field goal (0:04)
S 20, 1997	Army West Point	H	W	20-17	Sims Lenhardt 27-yard field goal (0:51)
O 10, 1998	Wake Forest	A	W	19-16	Sims Lenhardt 32-yard field goal (1:48)
O 9, 1999	Virginia	A <sup>OT</sup>	W	24-17	Benjamin Watson 7-yard pass from Spencer Romine (2nd OT)
O 30, 1999	Maryland	A	W	25-22	Scottie Montgomery 14-yard pass from Spencer Romine (1:42)
S 13, 2003	Rice	H <sup>OT</sup>	W	27-24	Brent Garber 30-yard field goal (1st OT)
N 13, 2004	Clemson	H	W	16-13	Matt Brooks 53-yard field goal (0:00)
O 31, 2009	Virginia	A	W	28-17	Conner Vernon 42-yard pass from Thaddeus Lewis (3:45)

N 6, 2010	Virginia	H	W	55-48	Desmond Scott 35-yard run (0:40)
S 17, 2011	Boston College	A	W	20-19	Sean Renfree 1-yard run (9:57)
O 1, 2011	FIU	A	W	31-27	Juwan Thompson 9-yard run (6:52)
S 29, 2012	Wake Forest	A	W	34-27	Anthony Boone 4-yard run (11:35)
O 20, 2012	North Carolina	H	W	33-30	Jamison Crowder 5-yard pass from Sean Renfree (0:13)
S 7, 2013	Memphis	A	W	28-14	Issac Blakeney 22-yard pass from Brandon Connette (9:50)
O 19, 2013	Virginia	A	W	35-22	Braxton Deaver 47-yard pass from Brandon Connette (11:44)
N 9, 2013	N.C. State	H	W	38-20	Brandon Connette 5-yard run (3:31)
N 30, 2013	North Carolina (24/-)	A	W	27-25	Ross Martin 27-yard field goal (2:22)
O 18, 2014	Virginia	H	W	20-13	David Reeves 3-yard pass from Thomas Sirk (7:23)
N 1, 2014	Pittsburgh (24/-)	A <sup>OT</sup>	W	51-48	Thomas Sirk 5-yard run (2nd OT)
N 8, 2014	Syracuse (22/-)	A	W	27-10	Jamison Crowder 52-yard punt return (12:45)
O 24, 2015	Virginia Tech (24/-)	A <sup>4OT</sup>	W	45-43	Erich Schneider 25-yard pass from Thomas Sirk (Thomas Sirk 2-point conversion) (4th OT)
D 26, 2015	Indiana	N <sup>15OT</sup>	W	44-41	Ross Martin 36-yard field goal (1st OT)

See page 102 for neutral site key



## DUKE VS. NO. 1 (AP Poll)

Final Score	Date	Location
[1] Pittsburgh 10, [18] Duke 0	November 27, 1937	Durham, N.C.
[1] Army 48, [19] Duke 13	October 27, 1945	New York, N.Y.
[1] Army 19, [13] Duke 0	October 26, 1946	New York, N.Y.
[1] LSU 50, Duke 18	November 8, 1958	Baton Rouge, La.
[1] Notre Dame 64, Duke 0	November 12, 1966	South Bend, Ind.
[1] Ohio State 34, Duke 10	October 3, 1970	Columbus, Ohio
[1] Michigan 21, Duke 9	September 17, 1977	Ann Arbor, Mich.
[1] Florida State 45, Duke 7	September 4, 1993	Durham, N.C.
[1] Florida State 70, Duke 26	September 2, 1995	Orlando, Fla.
[1] Florida State 51, Duke 23	October 2, 1999	Jacksonville, Fla.
[1] Alabama 62, Duke 13	September 18, 2010	Durham, N.C.
[1] Florida State 45, [20] Duke 7	December 7, 2013	Charlotte, N.C.

## DUKE • HEISMAN TROPHY BALLOTING

Year	Player	Place	Winner, School
1936	Ace Parker	6th	Larry Kelly, Yale
1938	Dan Hill	10th	Davey O'Brien, TCU
1941	Steve Lach	9th	Bruce Smith, Minnesota
1963	Jay Wilkinson	9th	Roger Staubach, Navy

## DUKE VS. HEISMAN TROPHY WINNERS

### Doc Blanchard, Army (1945 recipient)

[2] Army 27, Duke 7	October 21, 1944	New York, N.Y.	Blanchard: 13-64 rushing, 1 TD; 2-15 receiving; 4-223 KOR; 1-43 punting
[1] Army 48, [19] Duke 13	October 27, 1945	New York, N.Y.	Blanchard: 6-64 rushing, 1 TD; 1-59 receiving, 1 TD; 6-324 KOR
[1] Army 19, [13] Duke 0	October 26, 1946	New York, N.Y.	Blanchard: 17-114 rushing

### Glenn Davis, Army (1946 recipient)

[2] Army 27, Duke 7	October 21, 1944	New York, N.Y.	Davis: 7-63 rushing, 1 TD; 2-33 PR
[1] Army 48, [19] Duke 13	October 27, 1945	New York, N.Y.	Davis: 7-63 rushing, 1 TD; 3-of-3 passing, 67 yards; 5-52 PR; 1 INT defense
[1] Army 19, [13] Duke 0	October 26, 1946	New York, N.Y.	Davis: 15-76 rushing; 2-42 receiving, 2 TDs; 1-of-3 passing, 28 yards; 2-71 punting

### Howard Cassidy, Ohio State (1955 recipient)

[11] Duke 20, [14] Ohio State 14	October 15, 1955	Columbus, Ohio	Cassidy: 11-40 rushing; 1-of-5 passing, 14 yards, 2 INTs; 38-yard PR for TD
----------------------------------	------------------	----------------	---

### Billy Cannon, LSU (1959 recipient)

[1] LSU 50, Duke 18	November 8, 1958	Baton Rouge, La.	Cannon: 8-53 rushing, 1 TD; 2-72 receiving, 1 TD; 2 PATs; 2-72 punting
---------------------	------------------	------------------	--

### Joe Bellino, Navy (1960 recipient)

[13] Duke 19, [4] Navy 10	November 5, 1960	Durham, N.C.	Bellino: 20-62 rushing; 4-62 receiving; only game in 1960 without a TD
---------------------------	------------------	--------------	--

### Roger Staubach, Navy (1963 recipient)

[2] Navy 38, Duke 25	November 16, 1963	Durham, N.C.	Staubach: 7-14 passing, 122 yards, 1 INT; 12-72 rushing, 1 TD
Navy 27, Duke 14	November 14, 1964	Annapolis, Md.	Staubach: 21-of-30 passing, 217 yards, 1 INT; 17-91 rushing, 1 TD; 1-59 punting

### Tony Dorsett, Pittsburgh (1976 recipient)

[2] Pittsburgh 44, Duke 31	October 2, 1976	Durham, N.C.	Dorsett: 31-129 rushing, 1 TD; 2-11 receiving
----------------------------	-----------------	--------------	---

### George Rogers, South Carolina (1980 recipient)

Duke 25, South Carolina 21	October 8, 1977	Columbia, S.C.	Rogers: 15-68 rushing, 1 TD; 1-5 receiving
Duke 16, South Carolina 12	September 23, 1978	Durham, N.C.	Rogers: 23-150 rushing, 1 TD; 1-5 receiving; 1-0 KOR
South Carolina 35, Duke 0	September 22, 1979	Columbia, S.C.	Rogers: 28-161 rushing, 2 TD
[17] South Carolina 20, Duke 7	October 11, 1980	Columbia, S.C.	Rogers: 36-224 rushing, 1 TD; 2-6 receiving

### Charlie Ward, Florida State (1993 recipient)

[4] Florida State 48, Duke 21	September 5, 1992	Tallahassee, Fla.	Ward: 17-of-33 passing, 269 yards, 4 TDs, 4 INTs; 9-84 rushing, 1 TD
[1] Florida State 45, Duke 7	September 4, 1993	Durham, N.C.	Ward: 22-of-31 passing, 272 yards, 2 TD; 5-41 rushing, 1 TD

### Chris Weinke, Florida State (2000 recipient)

[11] Florida State 62, Duke 13	September 19, 1998	Tallahassee, Fla.	Weinke: 11-of-19 passing, 241 yards, 3 TDs; 3-(-13) rushing
[1] Florida State 51, Duke 23	October 2, 1999	Jacksonville, Fla.	Weinke: 19-of-27 passing, 290 yards, 5 TDs, 1 INT; 1-(-7) rushing
[7] Florida State 63, Duke 14	October 14, 2000	Tallahassee, Fla.	Weinke: 37-of-47 passing, 536 yards, 5 TDs, 1 INT; 1-(-9) rushing

### Mark Ingram, Alabama (2009 recipient)

[1] Alabama 62, Duke 13	September 18, 2010	Durham, N.C.	Ingram: 9-151 rushing, 2 TD
-------------------------	--------------------	--------------	-----------------------------

### Jameis Winston, Florida State (2013 recipient)

[1] Florida State 45, [20] Duke 7	December 7, 2013	Charlotte, N.C.	Winston: 19-of-32 passing, 330 yards, 3 TDs, 2 INTs; 10-59 rushing, 1 TD
-----------------------------------	------------------	-----------------	--

### Johnny Manziel (2012 recipient)

[20] Texas A&M 52, [22] Duke 48	December 31, 2013	Atlanta, Ga.	Manziel: 30-of-38 passing, 382 yards, 4 TDs; 11-73 rushing, 1 TD
---------------------------------	-------------------	--------------	--

## ALL-TIME LETTERMEN

## A•A•A

Abbott, Ken <i>HB</i>	1930-31-32	Monongahela, Pa.
Abdella, Dixie <i>DE</i>	1968	Middletown, N.J.
Abdul-Aleem, Zaid <i>DB</i>	1992-93-94	Chicago, Ill.
Adams, Dan <i>T</i>	1950	Waycross, Ga.
Adams, David <i>DT</i>	1982-83-84-85	Stone Mountain, Ga.
Adams, Deon <i>WR</i>	2003-04-05	Greensboro, N.C.
Adams, Eric <i>RB</i>	2012, 14	Gulf Breeze, Fla.
Adams, Rex <i>G</i>	1961	Oak Hill, W. Va.
Adams, Robert <i>E</i>	1965	Atlanta, Ga.
Adams, William <i>QB</i>	1927	Wilson, N.C.
Addesa, Mike <i>RB</i>	1977-78	Old Forge, Pa.
Adkins, Emery <i>C</i>	1929-30-31	Durham, N.C.
Adwaters, Orlando <i>DL</i>	1993-94-95	Lithonia, Ga.
Aquanno, Giuseppe <i>LB</i>	2001-02-03-04	Farrell, N.Y.
Ajeigbe, Joseph <i>RB</i>	2014-15	Riverside, Calif.
Akinbiyi, Greg <i>DE</i>	2005-06-07-08	Miami, Fla.
Alabaster, Robert <i>G</i>	1936-37-38	Baldwin, N.Y.
Alberto, Mike <i>OG</i>	1997-98-99-2000	Hickory, N.C.
Albright, Robert <i>QB</i>	1972	Pretty Prairie, Kan.
Albright, Stuart <i>OL</i>	1988-89-90-91	Greensboro, N.C.
Alderfer, Steve <i>OL</i>	1990-91-92-93	Chalfont, Pa.
Alderman, Ralph <i>LB</i>	1981-82-83-84	Roselle, N.J.
Aldridge, Bryant <i>FB</i>	1953-54-55	Kinston, N.C.
Aldridge, T.	1923-24	Durham, N.C.
Alexander, Jack <i>FB</i>	1933-34-35	Asheville, N.C.
Alexander, John <i>G</i>	1966-67	Rocky Mount, N.C.
Alexander, Phillip <i>LB, DE</i>	2001-02-03-04-05	Bronx, N.Y.
Algor, Jack <i>DT</i>	1977-78	Spring Lake Heights, N.J.
Allen, Anthony <i>DL</i>	1986-87-88-89	Old Fort, N.C.
Allen, Louis <i>T</i>	1946-47-48-49	Greensboro, N.C.
Allen, Mark <i>LB</i>	1988-89-90-91	Trumbull, Conn.
Allie, Butch <i>FB, C</i>	1958-59-60	Statesville, N.C.
Alls, Terrence, <i>WR</i>	2014	Miami Gardens, Fla.
Altman, Don <i>QB</i>	1959-60	Freeport, Pa.
Ament, Bryan <i>WR</i>	1998, 2000	Berwick, Pa.
Ament, Randy <i>LB</i>	1997-98-99-2000	King of Prussia, Pa.
Anderson, Andy <i>TE</i>	1986-88-89	Yardley, Pa.
Anderson, Chip <i>DT</i>	1981-82-83	Lexington, N.C.
Anderson, Mark <i>DB</i>	1993-94	College Station, Texas
Anderson, Jackson <i>LS</i>	2009-10-11-12	Frisco, Texas
Anderson, Preston <i>DL</i>	1988-89-90-91	Norwalk, Conn.
Anderson, Robert <i>T</i>	1949-50	Lynn, Mass.
Andreask, Andy <i>LB</i>	1984-85-86-87	Glen Ellyn, Ill.
Andrew, Troy <i>C</i>	1997-98-99-2000	Klein, Texas
Andrews, Howard <i>G</i>	1932	Asheville, N.C.
Andrews, Reggie <i>DT</i>	1982-83-84-85	Concord, N.C.
Anunike, Kenny <i>TE, DE</i>	2009-10-11-12-13	Galena, Ohio
Aprahamian, Marcus <i>OG</i>	2013-14	Brookfield, Wis.
Arendt, Chris <i>DL</i>	1980-81-82	Abbottstown, Pa.
Armstrong, Mike <i>DE</i>	1980-81	East Grand Rapids, Mich.
Arnold, Pat <i>T</i>	1943	Hattiesburg, Miss.
Arnold, Ross <i>T</i>	1965-66	Atlanta, Ga.
Arrington, Joel <i>HB</i>	1959-60-61	Thomasville, Ga.
Asack, Paul <i>K</i>	2011	Newton, Mass.
Asack, Phil <i>FB, LB</i>	1968-69-70	West Bridgewater, Mass.
Asack, Zack <i>QB</i>	2005, 07-08	Newton, Mass.
Ashby, Donald <i>C</i>	1965	Nassawadox, Va.
Astley, Robert <i>G</i>	1965	Miami, Fla.
Atherholt, George <i>E</i>	1956-57	Norwood, Pa.
Atkinson, Doug <i>DE</i>	1986-87-88-89	Devon, Pa.
Atkinson, Mike <i>RB</i>	1981-82-83-84	Princeton, N.C.
Auryansen, Todd <i>DB</i>	1971	East Northport, N.Y.
Austin, Ed <i>E</i>	1944-45-46-47-48	Portsmouth, Va.
Austin, Troy <i>DT</i>	1997-98-99-2000	Orange, N.J.
Aye-Darko, Adrian <i>S</i>	2005-06-07-08	Stevenson Ranch, Calif.

## B•B•B

Bachstein, Joey <i>TE</i>	1996-97-98	Merritt Island, Fla.
Bacon, Paul <i>C</i>	1979-80	Flat Rock, N.C.
Badgett, Clarence <i>G</i>	1935-36-37	Mount Airy, N.C.
Bagley, Carlos <i>LB</i>	1992-93-94-95	Marietta, Ga.
Baglien, Don <i>FB</i>	1967-68-69	Newport, Ky.
Bailey, Edgar <i>E</i>	1936-37-38-39	Lexington, N.C.
Bailey, Patrick <i>DE, LB</i>	2004-05-06-07	Elmendorf, Texas
Baird, Weldon <i>DB</i>	1973-74	Maryville, Tenn.
Baird, William <i>HB</i>	1962-63	Pikeville, Ky.
Baker, Bill <i>OE</i>	1969-70-71	Elmira, N.Y.
Baldinger, Brian <i>OG</i>	1979-80-81	Massapequa Park, N.Y.
Baldwin, Robert <i>RB</i>	1991-92-93-94	DeLand, Fla.
Balitsaris, George <i>HB</i>	1943	Pittsburgh, Pa.
Ball, Tim <i>RB, LB</i>	2004, 06-07	Carrollton, Texas

Bamberger, Greg <i>OT</i>	1978-79-80-81	Phoenixville, Pa.
Banks, Adam <i>LB</i>	2007-08-09-10	Asheville, N.C.
Barger, Jerry <i>QB</i>	1951-52-53-54	Salisbury, N.C.
Barner, Glen <i>LB</i>	1979-80-81-82-83	Aberdeen, N.C.
Barnes, Johnell <i>WR</i>	2013-14	Lehigh Acres, Fla.
Barnett, Bob <i>C</i>	1939-40-41	Albany, Ga.
Barney, Mike <i>RB</i>	1974-75-76-77	Haddon Heights, N.J.
Barrett, John	1921	Raleigh, N.C.
Barrett, Drew III <i>HB, DB</i>	1965	Camp Lejeune, N.C.
Barringer, Jeff <i>DE</i>	1982-83	Salisbury, N.C.
Barringer, Jerry <i>G</i>	1965-66	Concord, N.C.
Bartal, James <i>E</i>	1956-57-58	Gary, Ind.
Baskerville, Bob <i>G</i>	1937-38	Warrenton, N.C.
Bass, Ernest <i>HB, E</i>	1954-55-56	Durham, N.C.
Battier, Jeremy <i>WR</i>	2000	Birmingham, Mich.
Bauta, Lavdrim <i>OL</i>	2004-05	Brooklyn, N.Y.
Baydoun, Nader <i>HB</i>	1970	Dearborn, Mich.
Bayer, Luke <i>C, OG</i>	2001-02-03	Gainesville, Fla.
Bayless, Hugh <i>G, K</i>	1972-73	West Palm Beach, Fla.
Beamer, Ernest <i>E</i>	1941-42-43	Mount Airy, N.C.
Beasley, Fred <i>HB</i>	1954-55-56	Henderson, N.C.
Beasley, Robert <i>E</i>	1962-63	Durham, N.C.
Beath, Andy <i>E, WB, DB</i>	1965-66-67	Clearwater, Fla.
Beattie, John <i>OL</i>	1987	Costa Mesa, Calif.
Beatty, Bob <i>C</i>	1941	Ridley Park, Pa.
Beaver, Robert <i>HB</i>	1929	Spencer, N.C.
Beckett, Justin <i>OL</i>	1982-83-84-85	Boston, Mass.
Beilinson, Dan <i>TE</i>	2013, 15	Cary, N.C.
Bell, Alex <i>FB</i>	1963	Raleigh, N.C.
Bell, Floyd <i>HB</i>	1957-58-59	Rocky Mount, N.C.
Bell, Sheldon <i>WR</i>	2007-08-09	Baltimore, Md.
Belue, Walter <i>HB, QB</i>	1932-33	Charlotte, N.C.
Bengel, Paul <i>C</i>	1960-61-62	Arnold, Pa.
Benion, Bob <i>DT, OG</i>	2002, 2004	Milton, Pa.
Benjamin, Tony <i>FB</i>	1973-74-75-76	Monessen, Pa.
Bennett, Ben <i>QB</i>	1980-81-82-83	Sunnyvale, Calif.
Bennett, C.G. <i>E</i>	1925-27	Durham, N.C.
Bennett, Johnndre <i>WR</i>	2015	Pearcy, Ark.
Bennett, Michael <i>RB</i>	1973	Ft. Walton Beach, Fla.
Benson, Robert <i>E</i>	1954-55-56	Sanford, N.C.
Berdan, Scott <i>LB</i>	1990-91-92	Norcross, Ga.
Bere, Tinashe <i>LB</i>	2015	Cincinnati, Ohio
Berger, Robert <i>G</i>	1951-52	Coalgood, Ky.
Bernard, Brian <i>DL</i>	1986-87-88	Cocoa Beach, Fla.
Berry, Alan <i>G</i>	1964	Fort Thomas, Ky.
Berry, Jean <i>G</i>	1960-61-62	Mooreville, N.C.
Berry, Lewis <i>T</i>	1951	Durham, N.C.
Best, Chris <i>OL</i>	2002-03-04	Calgary, Alberta
Bethune, E. P. <i>C, B</i>	1942, 46	Arlington, Va.
Bickel, Randy <i>OT</i>	1976-77	Durham, N.C.
Bickel, Robert <i>HB, FB</i>	1950-51	Reading, Pa.
Biddle, Dick <i>LB</i>	1967-68-69-70	Parkersburg, W. Va.
Birchfield, Jesse <i>T, G</i>	1952-53-54-55	Elizabethton, Tenn.
Bishop, David <i>DT</i>	1976	St. Petersburg, Fla.
Black, Leonard <i>E</i>	1954	Fayetteville, N.C.
Blackwell, Greg <i>DE</i>	1980-81-82-83-84	Coatesville, Pa.
Blakeney, Issac <i>TE, WR</i>	2012-13-14	Monroe, N.C.
Blalock, Bill <i>G</i>	1951	Lexington, N.C.
Blaney, Bernie <i>HB</i>	1954-55-56	Newark, Del.
Blaser, Casey <i>OT</i>	2014-15	Charlotte, N.C.
Blount, Lamar <i>HB</i>	1943	Philadelphia, Miss.
Blunk, Joel <i>RB</i>	1980-81-82-83	Webster Groves, Mo.
Bochow, Brian <i>OE</i>	1969	Mt. Vernon, N.Y.
Boden, Zach <i>RB</i>	2015	Atlanta, Ga.
Bodkin, Robin <i>OG, DT</i>	1965-66-67	South Charleston, W. Va.
Boeckman, Will <i>DE</i>	2013	Columbus, Ohio
Boehme, Parker <i>QB</i>	2014-15	Jacksonville Beach, Fla.
Bokinsky, George <i>QB</i>	1940-41	Windber, Pa.
Boland, Michael <i>DB</i>	1989-90-91	McHenry, Ill.
Bolich, Marion <i>FB</i>	1925-26-27	Winston-Salem, N.C.
Boling, Floyd	1922	Siler City, N.C.
Boling, Jim <i>T</i>	1935	Siler City, N.C.
Bombard, Ken <i>OG, OT</i>	1967-68-69	Silver Spring, Md.
Bomgardner, Mike <i>FB</i>	1972-73-74	Haddon Heights, N.J.
Boniewicz, Joe <i>OG</i>	2003	Dunmore, Pa.
Bonin, Carl <i>G</i>	1951-52	Englewood, N.J.
Boone, Anthony <i>QB</i>	2011-12-13-14	Weddington, N.C.
Boone, Greg <i>RB</i>	1979-80-81-82	Bel Air, Md.
Boone, Roger <i>RB</i>	1987-88-89	Lake Braddock, Va.
Borbely, Jim <i>FB</i>	1943	New Brunswick, N.J.
Borders, Breon <i>CB</i>	2013-14-15	Statesville, N.C.
Bosetti, Art <i>FB</i>	1970-71	Wexford, Pa.

Bosson, Dave <i>T</i>	1959-60	Clifton, N.J.
Bostian, Ronald <i>G</i>	1958-59	Salisbury, N.C.
Bostock, Roy <i>FB</i>	1961	Edina, Minn.
Boswell, Thomas	1922	
Bowling, Danny <i>OL</i>	2006	Atlanta, Ga.
Bowker, Jim <i>DB</i>	1983-84-86	Wrightsville Beach, N.C.
Bowers, Frank <i>G</i>	1937	Petersburg, Va.
Bowers, Fred <i>DB</i>	1972-73-74	Thomson, Ga.
Bowser, Charles <i>DE</i>	1978-79-80-81	Plymouth, N.C.
Boyce, Brandon <i>DT</i>	2015	Fort Lauderdale, Fla.
Boyd, Dale <i>HB, QB</i>	1953-55	Huntington, W. Va.
Boyd, Jared <i>CB</i>	2014	Stone Mountain, Ga.
Boyette, Re'quan <i>RB</i>	2005-06-07-08-09	Wilson, N.C.
Boyle, Justin <i>RB</i>	2004-05-06-07	Acworth, Ga.
Bozick, Peter <i>WR</i>	1972	Camp Springs, Md.
Brabson, Roy <i>OT</i>	1983-84-85	Atlanta, Ga.
Bracy, Biff <i>HB</i>	1963-64	Orangeburg, S.C.
Bradley, Bob <i>LB, DE</i>	1969	Mount Airy, N.C.
Bradshaw, Jim <i>C</i>	1943	Montgomery, Ala.
Brady, Tom <i>FL</i>	1996, 98	Omaha, Neb.
Branch, Chris <i>WR</i>	1998	Raleigh, N.C.
Brandner, Gabe <i>OT</i>	2014-15	Blythwood, S.C.
Branion, Joby <i>DB</i>	1981-82-83-84	Wareham, Mass.
Brannon, Donald <i>HB, QB</i>	1965-66-67	Graham, N.C.
Brauley, Jeff <i>C</i>	1984, 86	Alexandria, Ky.
Braxton, Brandon <i>WR, S</i>	2010-11-12	Charlotte, N.C.
Brazill, Tim <i>OG</i>	1977-78	Glen Mills, Pa.
Breedlove, Brad <i>WR</i>	1990-91-92-93	Homosassa, Fla.
Brewer, P.O. <i>QB, FB</i>	1929-30-31	Winston-Salem, N.C.
Bridges, Daniel <i>HB</i>	1960-61-62	Hampton, Va.
Brienza, Rich <i>TE</i>	1972-73	Valley Stream, N.Y.
Brinkman, John <i>TE</i>	1979-80	Fayette City, Pa.
Bristow, Jacques <i>S</i>	2013	Cherry Hills Village, Colo.
Brittingham, Scott <i>DB</i>	1988-89-90	Salisbury, Md.
Britton, O.C. <i>C, G, T</i>	1933-34	Durham, N.C.
Broadie, Stanley <i>FB, RB</i>	1977, 79	Kenansville, N.C.
Broadnax, Cory <i>LB</i>	2001	Raleigh, N.C.
Brock, Tim <i>WR</i>	1975-76	Elmwood Park, N.J.
Brodhead, Robert <i>QB</i>	1956-57-58	Kittanning, Pa.
Brooks, Dan <i>DB</i>	1975-76-77-78	Denville, N.J.
Brooks, Eugene <i>E</i>	1950-51	Durham, N.C.
Brooks, Greg <i>LB</i>	1974-75	Fairfax, Va.
Brooks, James <i>WR</i>	2008	Carson, Calif.
Brooks, Matt <i>P, K</i>	2001-02-03-04	Miami, Fla.
Brower, Bobby <i>RB</i>	1978-79-80	Vienna, Va.
Brown, Charlie <i>DT</i>	1973-74	Canton, N.C.
Brown, Chris <i>FB</i>	1988-89-90-91	Washington, D.C.
Brown, Craig <i>LB</i>	1979-80	Bel Air, Md.
Brown, Dave <i>QB</i>	1989-90-91	Westfield, N.J.
Brown, Ed <i>DB</i>	1978-79-80	Cherry Hill, N.J.
Brown, James <i>WB, HB</i>	1949-50	Miami, Fla.
Brown, Jeff <i>LB</i>	1987	Dunwoody, Ga.
Brown, Kelby <i>LB</i>	2010-11, 13, 15	Matthews, N.C.
Brown, Kyle <i>LB</i>	2012-13-14-15	Matthews, N.C.
Brown, Marvin <i>WR</i>	1978-79-80	Hampton, Va.
Brown, Wyatt	1922	Greenville, N.C.
Browning, Arthur <i>G</i>	1958-59-60	Portsmouth, Va.
Browning, Craig <i>QB</i>	1979-80	Fayetteville, N.C.
Brownlee, John <i>HB</i>	1930-31-32	Philadelphia, Pa.
Bruce, Jamal <i>DT</i>	2011-12-13-14	LaGrange, Ga.
Brugger, Johannes <i>LB</i>	1994, 96	New York, N.Y.
Brummitt, Fred <i>C</i>	1926-27-28	Oxford, N.C.
Brummitt, Ricky <i>P</i>	1977-78-79	Oxford, N.C.
Brunansky, Joe <i>T</i>	1935-36-37	Beaver Falls, Pa.
Brunson, Darryl <i>DE</i>	1981-82-83-84	St. Louis, Mo.
Bruton, Robert	1926	Candor, N.C.
Bryan, Bill <i>T</i>	1929-30-31	Winston-Salem, N.C.
Bryan, Billy <i>C</i>	1973-74-75-76	Burlington, N.C.
Bryant, Andy <i>NG</i>	1996	Dunwoody, Ga.
Bryant, Clyde <i>E</i>	1948-49	Raleigh, N.C.
Bryant, D. <i>QB</i>	2000-01	Detroit, Mich.
Bryant, Derek <i>WR, DE</i>	2003-04	Richmond, Va.
Bryant, L.G. <i>OE</i>	1970	Chatham, Va.
Brzezinski, Nick <i>TE</i>	2000-01	Livonia, Mich.
Budinger, John <i>OG</i>	1981	Pelham, N.Y.
Buie, Sam <i>QB</i>	1927-28-29	Winston-Salem, N.C.
Bullock, Aaron <i>DB</i>	1992-93-94	McKee City, N.J.
Bullock, Ed <i>HB</i>	1923-24-25	Norfolk, Va.
Bumgarner, Dwight <i>E, T</i>	1958-59-60	Lexington, N.C.
Bumgarner, Tim <i>OT</i>	1979-80-81-82	High Point, N.C.
Bunch, Curtiss <i>LB</i>	1993-94-95-96	Brooksville, Fla.
Buoniconti, Nick <i>LB</i>	1982-83-84-85	Miami, Fla.

Burch, Dave <i>HB, FB</i>	1958-59-60-61	Canton, N.C.
Burdette, Marvin <i>E</i>	1962-63-64	College Park, Ga.
Burdine, Lyle <i>LB</i>	1996-98	Arlington, Texas
Burger, Tom <i>G</i>	1985-86-87	Maytown, Pa.
Burke, Paul <i>OL</i>	1983-84-85-86	Hornell, N.Y.
Burns, Gordon <i>C</i>	1937-39	Asheville, N.C.
Burns, Thomas <i>E, G</i>	1940-41-42	Winston-Salem, N.C.
Burris, David <i>WR</i>	1981	Cedar Falls, Iowa
Burrows, Bob <i>G</i>	1951-52-53	Asheboro, N.C.
Burt, Doug <i>FL</i>	1998	Hampton, Va.
Bush, Jack <i>T</i>	1943	Jacksonville, Fla.
Bush, Jack <i>FB, E</i>	1960	Palatka, Fla.
Bussey, Joe <i>HB</i>	1965	Chesapeake, Va.
Butler, Lee <i>CB, S</i>	2008-09-10-11-12	Anderson, S.C.
Butler, Lex <i>CB</i>	2012	Anderson, S.C.
Byas, Jordan <i>B</i>	2009-10-11-12	Lynn Haven, Fla.
Byrd, Bill <i>B</i>	1942	Columbia, S.C.
Byrd, Wade <i>C</i>	1956-57-58	Spindale, N.C.

## C • C • C

Cadigan, Tim <i>DT</i>	1977-78	Brockton, Mass.
Cain, Tom <i>OT</i>	1970-71	Pittsburgh, Pa.
Calabrese, Jay <i>FB</i>	1965-66-67	College Park, Md.
Calamari, Bob <i>DB</i>	1984-85-86-87	Lorain, Ohio
Caldwell, Jack <i>FB</i>	1921-22-24-25	
Caldwell, Mark <i>OE</i>	1964-65	Clinton, Tenn.
Camero, Casey <i>DT</i>	2003-04-05-06	Tampa, Fla.
Campbell, August <i>LB, S</i>	2010-11	Freeport, Bahamas
Campbell, Bobby <i>QB</i>	1997-98-99-2000	Hicksville, N.Y.
Campbell, Fred <i>T</i>	1953-54	Swarthmore, Pa.
Camper, John <i>DL</i>	1986-87	Wycoff, N.J.
Campitelli, Paul <i>C</i>	2004-05	Chesapeake Beach, Md.
Cannon, Eugene <i>T</i>	1967	Asheboro, N.C.
Canty, Walt <i>S</i>	2009-10-11-12	Roebuck, S.C.
Cape, J.T. <i>LB</i>	2000, 02-03	Watkinsville, Ga.
Cappellano, John <i>HB, DB</i>	1968-69-70	Easton, Pa.
Cappetto, Mike <i>QB</i>	2010	Troy, Mich.
Carbonell, Alberto <i>DT</i>	1979	Coral Gables, Fla.
Cardwell, Joe <i>T, G</i>	1934-35-36	Montgomery, Ala.
Carey, John <i>FB, G</i>	1950-51-52	Ft. Wayne, Ind.
Carlo, John <i>HB, LB</i>	1964-65	Falls Church, Va.
Carlton, Everett <i>FB</i>	1943	Winston-Salem, N.C.
Carlton, Wray <i>HB</i>	1956-57-58	Wallace, N.C.
Carmichael, Zavier <i>LB</i>	2014-15	Eight Mile, Ala.
Carpenter, Don <i>T, G</i>	1929-30-31	Ayden, N.C.
Carpenter, Robert <i>E</i>	1937	Montchanin, Del.
Carter, Barney	1922-23	St. Augustine, Fla.
Carter, Henley <i>OE</i>	1966-67-68	Fort Defiance, Va.
Carter, Phillip <i>S</i>	2014-15	El Dorado Hills, Calif.
Carter, Seth <i>LS</i>	2000-01-02-03	Oklahoma City, Okla.
Carver, Gordon <i>HB</i>	1942-43-44-45	Durham, N.C.
Cash, Jeremy <i>S</i>	2013-14-15	Miami, Fla.
Castor, Chris <i>WR</i>	1978-79-80-82	Cary, N.C.
Cathey, Richard <i>HB</i>	1925-26	Canton, N.C.
Caudle, Lloyd <i>HB</i>	1951-52-53	Lewisville, N.C.
Cavanaugh, Ed <i>T</i>	1949-50	Waterbury, Conn.
Cerenord, Edgar <i>DT</i>	2015	Miami, Fla.
Cerone, Jim <i>OT</i>	1981	Deer Park, N.Y.
Chambers, Randy <i>DE</i>	1971-72	Gastonia, N.C.
Chambers, Thomas <i>G</i>	1946-47-49	Winston-Salem, N.C.
Chambers, Tom <i>OE</i>	1971-72	East Liverpool, Ohio
Chambers, Quay <i>WR</i>	2015	Monroe, N.C.
Chappell, William	1952	Durham, N.C.
Chappell, Phillip <i>OT</i>	1993-94-95-96	Sanford, N.C.
Charbonnet, Daniel <i>CB</i>	2004	The Woodlands, Texas
Charles, Wayne <i>TB</i>	1985-86-87-88	White Plains, N.Y.
Chatham, Kenneth <i>HB</i>	1965-66	Silver Spring, Md.
Cheng, Simon <i>CB</i>	2006	Toronto, Ontario
Chesnutt, Edwin <i>E</i>	1960-62	Charlotte, N.C.
Chesson, Wes <i>P, HB, E</i>	1968-69-70	Edenton, N.C.
Chestnut, Raphael <i>WR</i>	2005-06-07-08	Reidsville, N.C.
Childress, Jack <i>DB</i>	1970-71, 73	Mount Airy, N.C.
Christopher, Jeff <i>DB</i>	1973-74	Winston-Salem, N.C.
Churm, Mike <i>C</i>	1978	Canton, N.C.
Ciepciulinski, Drew <i>DT</i>	2001-02-03	Charlotte, N.C.
Cittadino, Benny <i>E</i>	1943-46-47	Long Branch, N.J.
Clark, Dan <i>TE</i>	1990-91-92-93	Tampa, Fla.
Clark, Darius <i>SS</i>	1996-97-98-99	Tampa, Fla.
Clark, Ernie <i>DE</i>	1972-73-75	Southern Pines, N.C.
Clark, George <i>HB</i>	1944-45-46-47	Wilson, N.C.
Clark, McCauley <i>HB, E</i>	1935-37	Loudon, Tenn.
Clark, Randy <i>QB</i>	1960-61	Durham, N.C.
Clayton, Willie <i>OT, DT</i>	1970-71-72	Hampton, Va.
Clements, Darryl <i>WR</i>	1987-88-89-90	Middletown, Ohio
Clinkscale, Brent <i>QB</i>	1980-81-82	Greenville, S.C.

Clyburn, Louis <i>OG</i>	1991-92-93-94	Camden, S.C.
Cobb, Randy <i>WR</i>	1973-74	Garden Grove, Calif.
Cochran, Tom <i>PK</i>	1992-93-94-95	Bethlehem, Pa.
Cockey, James <i>S</i>	2015	Montclair, N.J.
Cockrell, Ross <i>CB</i>	2010-11-12-13	Waxhaw, N.C.
Cofield, Takoby <i>OT</i>	2011-12-13-14	Tarboro, N.C.
Colantuoni, Jim <i>OT</i>	1979-80	Alexandria, Va.
Cole, J.N. <i>T</i>	1929	Hamlet, N.C.
Coleman, John <i>OG</i>	2010-11-12	Florence, S.C.
Collins, Clarence <i>OG</i>	1992-93-94-95	Forestville, Md.
Collins, Rob <i>QB</i>	2014	St. Davids, Pa.
Colonna, Dave <i>TE</i>	1986-87-88-89	High Point, N.C.
Combs, Chris <i>DT</i>	1996-97-98-99	Roanoke, Va.
Comer, Jeffrey <i>WR</i>	1976-77-78	Frederick, Md.
Compitello, Joseph <i>LB</i>	1967-68-69	White Plains, N.Y.
Condon, David <i>T, G</i>	1960-61-62	Parma, Ohio
Conner, Bill <i>HB</i>	1953-54	Roanoke, Va.
Connette, Brandon <i>QB</i>	2010, 12-13	Corona, Calif.
Constantino, Paul <i>C</i>	1983-84-85-86	St. Louis, Miss.
Conway, Christian <i>S</i>	2013-14	Bronxville, N.Y.
Cook, Earl <i>DB</i>	1973-74-75-76-77	Alexandria, Va.
Cook, Glynn L. <i>C</i>	1943	Columbia, Miss.
Cooper, Jason <i>TE</i>	1984-85-86-87	New Canaan, Conn.
Copley, James <i>E</i>	1943	Weston, W. Va.
Corbett, Bob <i>QB</i>	1974-75	Clarks Summit, Pa.
Corders, Maurice <i>DT</i>	1972-73-74-75	Fayetteville, N.C.
Cornelius, B.O. <i>HB</i>	1932-33-34	Winston-Salem, N.C.
Corpus, Tom <i>DE</i>	1987-88-89	Westlake, Ohio
Cottingham, Andrew <i>FB</i>	1957-58	Laurinburg, N.C.
Courtillot, Marcel <i>OE</i>	1967-68-69	Camp Springs, Md.
Coward, Jeffrey <i>OL</i>	2009	Forsyth, Ga.
Coyne, Steve <i>DB</i>	1986-87	Newtown Square, Pa.
Cox, Billy <i>HB</i>	1948-49-50	Mount Airy, N.C.
Cox, Charles <i>DB</i>	1971-72-73	Mount Airy, N.C.
Cox, Daniel <i>T</i>	1954-55-56	Gainesville, Fla.
Cox, Robert <i>FB</i>	1932-33	Vernon, Texas
Crain, Richard <i>G</i>	1960	Mount Holly, N.J.
Crawford, Fred <i>E, T</i>	1931-32-33	Waynesville, N.C.
Crawford, Laniel <i>DB</i>	1974-75	Wilkes-Barre, Pa.
Crayton, Marc <i>DL</i>	1986-87-88	Bay Village, Ohio
Crenshaw, Keith <i>RB</i>	1978-79-80-81	Caroleen, N.C.
Crigler, Norris <i>QB</i>	1942	Charlotte, N.C.
Crisson, Stan <i>E</i>	1961-62-63	Cherryville, N.C.
Cromartie, Fred <i>G</i>	1962-63-64	Charlotte, N.C.
Cronin, Kevin <i>DB</i>	2006	Middleton, Wis.
Crowder, Jamison <i>WR</i>	2011-12-13-14	Monroe, N.C.
Crowder, John <i>C</i>	1944-45	High Point, N.C.
Cruikshank, Robert <i>FB</i>	1958	Atlanta, Ga.
Crummie, Robert <i>FB</i>	1958-59	Clinton, N.C.
Crute, H. Fultz	1920-21, 23	Winston-Salem, N.C.
Culp, Hank <i>G</i>	1924-25, 27	Spencer, N.C.
Culp, James <i>C</i>	1957	Washington, D.C.
Cunningham, Grant <i>NG</i>	1979	Seneca, S.C.
Curran, Robert <i>DB</i>	1985	Houston, Texas
Curran, Tim <i>DL</i>	1989-90-91	Baldwin, N.Y.
Curtis, Mike <i>FB</i>	1962-63-64	Rockville, Md.
Cuthbert, Randy <i>RB</i>	1989-90-91-92	Chalfont, Pa.
Cutler, Richard <i>HB</i>	1957	Preston, Minn.

## D • D • D

Dallas, Craig <i>DE</i>	1979	Reidsville, N.C.
Dalton, James <i>G</i>	1961-62	Asheboro, N.C.
Daniel, Keith <i>WR</i>	1987-89	Hyattsville, Md.
Daniels, Matt <i>S</i>	2008-09-10-11	Fayetteville, Ga.
Dapolito, Chris <i>QB</i>	2002-03-04	Matawan, N.J.
Dargan, Cedric <i>TB</i>	2001, 03-04-05	Jacksonville, N.C.
Darnell, Leonard <i>E</i>	1938-39-40	Winston-Salem, N.C.
Daugherty, John <i>G</i>	1930	Jeannette, Pa.
Davies, Mike <i>DB</i>	1969-70-71	Bay Village, Ohio
Davis, Austin <i>C</i>	2014-15	Mansfield, Texas
Davis, Charlie <i>C</i>	1942	Tampa, Fla.
Davis, Chris <i>S</i>	2004-05-06-07	Stone Mountain, Ga.
Davis, Fred <i>T</i>	1937	Newport, Vt.
Davis, Jason <i>LB</i>	2000-01	Gainesville, Fla.
Davis, Jasper <i>HB, FB</i>	1938-39-40	Wilson, N.C.
Davis, Jimmy <i>C</i>	1957	Durham, N.C.
Davis, Larry <i>DB, QB</i>	1966-67-68	Portsmouth, Va.
Davis, Lee <i>G, T</i>	1928-29-30	Waynesville, N.C.
Davis, Lee R. <i>DB</i>	1976	Alexandria, Va.
Davis, Robert <i>C</i>	1962-63-64	Aiken, S.C.
Davis, Tim <i>P</i>	1991-92	Pittsburgh, Pa.
Davis, Tom <i>HB, FB</i>	1941-42-43-44	Wilson, N.C.
Davis, William <i>G</i>	1946-47-48	Wilson, N.C.
Deane, Carl <i>QB</i>	1939-40	Charlottesville, Va.
Dearth, Jim <i>OE</i>	1967-68-69	Monroe, Wis.

Deaton, Darrell <i>DB</i>	1980, 82-83	Winston-Salem, N.C.
Deaver, Braxton <i>TE</i>	2011-13, 15	Charlotte, N.C.
Debolt, Gene <i>C, DE</i>	1967-68-69	Columbus, Ohio
Decker, Todd <i>QB</i>	1992	Raleigh, N.C.
Decker Tom <i>FB</i>	1981-82-83	Westerville, Ohio
Deiter, Bill	1984	Chadds Ford, Pa.
DeLamelleure, Todd <i>LB</i>	1998-99-2000	Durham, N.C.
DeLoatch, Sidney <i>T</i>	1954-55-56	Roanoke Rapids, N.C.
DeLuca, Scott <i>LB</i>	1990	Nutley, N.J.
Dempsey, Larry <i>DB, HB</i>	1966-67-68	Greensboro, N.C.
Dempsey, Luther <i>E</i>	1940-41	Greensboro, N.C.
Demore, Dave <i>DE</i>	1985-86-87	Pittsburgh, Pa.
Denne, Donald <i>T</i>	1957-58-59	Wierton, W. Va.
Denton, Kent <i>QB</i>	1964	Washington, N.C.
DeOrio, Matt <i>RB</i>	1994-95-96-97	Jacksonville, Fla.
DeRogatis, Al <i>C, T</i>	1945-46-47-48	Newark, N.J.
Derrickson, Vernon	1920-21	Dover, Del.
DeSmyter, Randy <i>K</i>	2006	Anderson, S.C.
DeStefano, Frank <i>OT</i>	1976-77	Webster, N.Y.
DeVine, Gene <i>OT, TE</i>	1974	West Bridgewater, Mass.
DeVolentine, Joe <i>E</i>	1939	Miami, Fla.
Devonshire, James <i>FB, TB, E</i>	1965-66-67	Carney's Point, N.J.
DeWalt-Ondijo, Jordan <i>DE</i>	2011-12-13-14	Prairie View, Texas
Dewan, Brendan <i>LB</i>	2002-03-04-05	Austin, Texas
Deyton, Robert <i>G</i>	1950	Raleigh, N.C.
Diamond, Gus <i>G</i>	1945	Burgettstown, Pa.
Dickerson, Rodney <i>DB</i>	1986-87-88-89	Knightdale, N.C.
Dill, David	1973	Fort Scott, Kan.
Dilweg, Anthony <i>QB, P</i>	1985-86-87-88	Bethesda, Md.
Diminick, Mike <i>DB</i>	1985-86-87-88	Mount Carmel, Pa.
Dixon, John <i>HB</i>	1968	Nashville, Tenn.
Dixon, Rich <i>DE</i>	1974	Mechanicsburg, Pa.
Doby, Larry <i>DB</i>	1977-78	Montclair, N.J.
Dolan, John <i>LB</i>	1981-83	Atlanta, Ga.
Dollar, Steve <i>OL</i>	1994	Garland, Texas
Dorsey, Stanley <i>WR</i>	1990-91-92-93	Baltimore, Md.
Douglas, Chris <i>TB</i>	2000-01-02-03	Sherrills Ford, N.C.
Douglas, T.J. <i>CB</i>	2014	Fort Myers, Fla.
Dow, Robert <i>HB</i>	1965-66	Short Beach, Conn.
Dowell, Bubba <i>OG</i>	1978	Louisville, Ky.
Dowling, Mike <i>FB</i>	2004-05	Baltimore, Md.
Downs, Greg <i>WR</i>	1986-87, 89	Dunwoody, Ga.
Drescher, Eric <i>LB</i>	1978-79	Hershey, Pa.
Drew, John <i>DT</i>	2009	Midland, Ga.
Driskell, Stanley <i>QB</i>	1977-78-79	Atlanta, Ga.
Drulis, Charles <i>OE</i>	1963-64-65	St. Louis, Mo.
Drum, Robert <i>OL</i>	2009	Hoover, Ala.
Drummer, Ronnie <i>RB</i>	2004-05-06-07	Salinas, Calif.
Drye, Carl <i>G</i>	1958	China Grove, N.C.
DuBose, Keith <i>DB</i>	1989-90-91-92	Sarasota, Fla.
Duke, Aaron <i>C</i>	1996-97	Thomasville, Ga.
Dufala, Greg <i>OL, NG</i>	1999-2000-01	Erie, Pa.
Dukes, Curt <i>QB</i>	2004-05	Stony Point, N.C.
Dull, John <i>OG</i>	1969-70-71	Rutherford, N.J.
Dunaway, Dave <i>OE</i>	1964-65-66	Jacksonville, Fla.
Duncan, Bill <i>E</i>	1945, 47-48	Morganton, N.C.
Dunlap, Jela <i>RB</i>	2012-13, 15	Charlotte, N.C.
Dunlap, E.B. <i>C</i>	1932-33-34	Lawton, Okla.
Dunlap, Erik <i>OG</i>	1996	Garner, N.C.
Dunlap, Jack <i>G</i>	1932-33-34	Lawton, Okla.
Dunn, Andy <i>OL</i>	1989	Little Rock, Ark.
Dunn, Mike <i>QB</i>	1975-76-77-78	Hampton, Va.
Dupler, Phil <i>FB</i>	1956-57	Frankfort, Ind.
Dupree, Terrence <i>TE</i>	1996-97-98-99	Seffner, Fla.
Durner, Gus <i>T</i>	1933-34-35	Asheville, N.C.
Dusek, David <i>DE</i>	1973-74-75	McLean, Va.
Dutrow, George <i>HB</i>	1956-57-58	Washington, D.C.
Dyer, Marcus <i>TE, FB</i>	1988-89-90-91	Burlington, N.C.

## E • E • E

Eanes, Thomas <i>G</i>	1925-26	Lexington, N.C.
Earmey, Willard <i>G, E, HB</i>	1935-36-37	Rockford, Ill.
Earon, Blaine <i>E</i>	1949-50-51	Altoona, Pa.
East, Joel <i>DL, OL</i>	2004-05	Cambridge, Ohio
Eaves, Willard <i>HB, QB</i>	1938-39	Athens, Tenn.
Eberdt, Sam <i>FB, QB</i>	1953-54	Arlington, Va.
Ebinger, Phil <i>C</i>	1980-81-82-83	Atlanta, Ga.
Econn, Chris <i>LB</i>	1995	
Edens, Thomas <i>DB, OE</i>	1967-68	Sumter, S.C.
Edwards, DeVon <i>S, CB</i>	2013-14-15	Covington, Ga.
Edwards, Everett <i>S</i>	2014-15	Woodbridge, Va.
Edwards, Fred <i>C, E</i>	1936-37	Bloomsburg, Pa.
Edwards, George <i>LB</i>	1985-86-87-88-89	Siler City, N.C.
Edwards, J.B. <i>OG, NG</i>	1966-67-68	Portsmouth, Va.
Edwards, Jeremy <i>S, LB</i>	2003-04-05-06	Jackson, N.J.



Edwards, Rodrick <i>DB</i>	1991-93	Houston, Texas
Edwards, Steve <i>DT</i>	1975-76	Fairfax, Va.
Edwards, Tee <i>SS</i>	1992-93-94-95	Decatur, Ga.
Egboho, Patrick <i>DE</i>	2007-08-09-10	Mesquite, Texas
Egbuniwe, Chike <i>LB</i>	1994-95-96-97	Dallas, Texas
EGge, Jeroen <i>C</i>	1992-93-94-95	Pearl River, La.
Eily, Derek <i>C</i>	1984	Roxboro, N.C.
Eily, Kedrick <i>DL</i>	1988-89	Roxboro, N.C.
Eisenberg, Judd <i>C</i>	1979, 81	Radnor, Pa.
Eisenberg, Lloyd <i>T</i>	1944, 47-48-49	Philadelphia, Pa.
Eldridge, Wade <i>G</i>	1940	Mount Airy, N.C.
Elliott, Ronnie <i>WR</i>	2002-03-04-05	Huntsville, Ala.
Ellis, Jamal <i>DB</i>	1991-92, 94	Lancaster, Texas
El-Masry, John <i>DE</i>	1983-84, 86	Waltham, Mass.
English, Everett	1921, 23	Monroe, N.C.
Epperson, Duane <i>TB</i>	1997-98-99-2000	Falls Church, Va.
Erdeljac, Ben <i>WR</i>	1997, 99-2000-01	Oakmont, Pa.
Ershler, Arthur <i>HB</i>	1930-31-32	Hudson, N.Y.
Eslick, John <i>RB</i>	1946-47-48	Fayetteville, Tenn.
Evans, Brad <i>OL</i>	1970-71	Durham, N.C.
Everett, John	1923	Rockingham, N.C.
Ewell, Keith <i>WR</i>	1988-89-90-91	Miami, Fla.
Ezerski, Frank Jr. <i>FB</i>	1940	Monessen, Pa.
Ezzard, Rodney <i>CB</i>	2004, 07	Atlanta, Ga.

## F • F • F

Falcone, Sonny <i>DT, LB</i>	1973-74-75	Durham, N.C.
Falls, Ronnie <i>C</i>	1952-53-54-55	High Point, N.C.
Farris, Jeffrey <i>S</i>	2011	Knoxville, Tenn.
Farmer, Ray <i>FS</i>	1992-93-94-95	Kernersville, N.C.
Farquhar, John <i>TE</i>	1990-91, 93-94	Stanford, Calif.
Farrell, Jack <i>TE</i>	2010, 12	Atlanta, Ga.
Fawcett, Blake <i>G</i>	1941-42	Alderson, W. Va.
Fehling, James <i>OT</i>	1973-74-75	Reading, Pa.
Feinberg, Alex <i>P</i>	2006	Thomasville, Ga.
Felder, Kendral <i>WR, LB</i>	2003-04-05	Wilson, N.C.
Felty, Ralph <i>T</i>	1941-42	Ashland, Ky.
Ferguson, Quaven <i>DT</i>	2015	Easley, S.C.
Fesperman, W.D. <i>T, G</i>	1953-54-55	Winston-Salem, N.C.
Fetsko, Rober <i>HB, E</i>	1957-58-59	Johnstown, Pa.
Field, Herbert <i>E, HB</i>	1950-51-52	Martinsville, Va.
Fields, Bryon <i>CB</i>	2013-14	Charlotte, N.C.
Finison, Joey <i>OG</i>	2011-12	Greensboro, N.C.
Finley, Robert <i>HB</i>	1924-25	Asheville, N.C.
Fischer, Charles <i>T, E</i>	1935-36-37	West Haven, Conn.
Fischer, Spence <i>QB</i>	1992-93-94-95	Atlanta, Ga.
Fincher, Michael <i>WR</i>	1987-88	Port Chester, N.Y.
Fisher, Lucas <i>DE, LB</i>	2012, 14	Monroe, N.C.
Fitch, Robert <i>OG, LB</i>	1970-71	Fairmont, W. Va.
Fitzpatrick, Michael <i>DB, LB</i>	1968-69	Bethesda, Md.
Flanagan, Greg <i>WR</i>	1983, 85-86	Sarasota, Fla.
Fleming, Robert <i>OG</i>	1997-98-99-2000	Panama City, Fla.
Flemming, Dominique <i>WR</i>	1993-94-95-96	Raleigh, N.C.
Fletcher, Frank <i>DB</i>	1972	Chesapeake, Va.
Flick, Andy <i>C</i>	1997	San Francisco, Calif.
Flowers, Richmond <i>WR</i>	1996, 98-99	Birmingham, Ala.
Folger, Fred <i>WB, TB</i>	1946-47-48	Mount Airy, N.C.
Fondren, Frank III <i>C</i>	1965-66	Roanoke Rapids, N.C.
Forbis, Jim <i>LB, TB</i>	1970-71	Matthews, N.C.
Force, Teddy <i>OT</i>	2012	Lancaster, Pa.
Ford, Gerald <i>TE</i>	1993-94-95-96	Missouri City, Texas
Fordham, Ben <i>DB, WR</i>	1972-73-74	Columbus, Ga.
Foster, Tony <i>WR, CB</i>	2009-10-11-12	Burlington, N.C.
Fowler, Brendan <i>LB</i>	2011	Wantagh, N.Y.
Fowler, Ryan <i>LB</i>	2000-01-02-03	Redington Shores, Fla.
Fox, Daryl <i>C</i>	1969-70	Alliquippa, Pa.
Fox, Justin <i>DE</i>	2010-11-12-13	Charlotte, N.C.
Foxworthy, Jay <i>LB</i>	1982, 84	College Park, Ga.
Foyle, Bob <i>MG</i>	1965-66-67	Hawthorne, N.J.
France, C.J. <i>LB</i>	2011-12-13-14	Columbus, Ga.
Francis, Jerry <i>T</i>	1964	Caroleen, N.C.
Frank, John <i>QB</i>	1924-25-26	Mt. Airy, N.C.
Franks, Carl <i>TE</i>	1980-81-82	Garner, N.C.
Frederick, Gary <i>WR</i>	1981-82-83-84	Goldsboro, N.C.
Frederick, Ron <i>WR</i>	1979-80-81	Goldsboro, N.C.
Freeman, Heath <i>K</i>	2001	Short Hills, N.J.
Freeman, Justin <i>OL</i>	2008	Ahoklie, N.C.
Freeman, Willard <i>DE</i>	1976-77	Washington, D.C.
Freile, Guillermo <i>K, WR</i>	2011	Miami, Fla.
Friedlund, John <i>FB, WB</i>	1948-49	DeLand, Fla.
Friedman, Bert <i>C, T</i>	1929, 31	New York City, N.Y.
Friedman, Lennie <i>OT</i>	1995-96-97-98	West Milford, N.J.
Fryer, Aaron <i>TB</i>	2003-04, 06	Tampa, Fla.
Fuqua, Jimmy <i>G</i>	1962-63	Spray, N.C.
Fuqua, Mike <i>C, TE</i>	1979-80-81	Eden, N.C.

Fusco, Vince <i>PK</i>	1975-76	New Hyde Park, N.Y.
Futrell, Billy <i>HB</i>	1961-62-63	Lynchburg, Va.

## G • G • G

Gaines, Kyle <i>LB</i>	1990-91	Snellville, Ga.
Gainey, Catron <i>S</i>	2006-07-08-09	Hephzibah, Ga.
Galaska, Jeff <i>TE</i>	1992-93-94	Strongsville, Ohio
Gallman, Leroy <i>RB</i>	1990-91-92-93	Westfield, N.J.
Gamble, Austin <i>LB</i>	2009-10-11-12	Weston, Fla.
Gantt, Robert <i>E, BB</i>	1941-42-43, 46	Durham, N.C.
Garber, Brent <i>K</i>	2000-01-02-03	Thomasville, Ga.
Garda, Robert <i>HB</i>	1959-60	Alexandria, Va.
Gardnier, Richard <i>T</i>	1947	Miami, Fla.
Gardner, James III <i>T</i>	1957-58-59	Portsmouth, Ohio
Gardner, Randy <i>PK</i>	1989-90-91-92	Jacksonville, Fla.
Gardner, Robert <i>G</i>	1960	Portsmouth, Ohio
Gardner, Sam <i>HB, BB</i>	1935-36	Charleston, W. Va.
Garner, Gilroy <i>QB</i>	1960-61-62	Augusta, Ga.
Garner, Mike <i>OG</i>	1969	Shawnee Mission, Kan.
Garrett, Reid	1921	
Garstkiewicz, Gary <i>DB</i>	1978-79-80	West Berlin, N.J.
Garvin, Greg <i>FB</i>	1971-72	Villa Park, Ill.
Garwood, Arthur <i>FB</i>	1974	Villanova, Pa.
Gattis, Corey <i>WR</i>	2011-12	Durham, N.C.
Gawdun, George <i>DB</i>	1976-77-78-79	Bricktown, N.J.
Gee, Chet <i>DB</i>	1980-83	Columbia, Md.
Gee, Norman <i>DT, TE</i>	2006	Severna Park, Md.
Geis, Adam <i>SE</i>	1994-95-96-97	Durham, N.C.
Gelbert, Daniel <i>E</i>	1959-60-61	Easton, Pa.
George, Temo <i>CB</i>	2002-03	Havelock, N.C.
Gersbach, Carl <i>G</i>	1966	Swarthmore, Pa.
Gibbs, David <i>DB</i>	1970-71	Thomasville, N.C.
Gibson, James E. <i>C</i>	1949-50	Winston-Salem, N.C.
Gibson, James F. <i>E</i>	1949-50-51	Wilmington, N.C.
Gibson, Travis <i>OG</i>	2012	Miami, Fla.
Giffin, Jerry <i>DE, LB</i>	1970-71	Camp Hill, Pa.
Gill, Aubrey <i>C</i>	1940-41	Petersburg, Va.
Gill, Keith <i>RB</i>	1990-91-92-93	Orlando, Fla.
Gilson, Elmer <i>LB, DE</i>	1972-73-74-75	New Castle, Pa.
Ginn, Carson <i>OT</i>	2013-14	Belmont, N.C.
Glacken, Scotty <i>QB</i>	1963-64-65	Bethesda, Md.
Glinkler, John <i>DT</i>	1978	Cincinnati, Ohio
Gleason, Francis <i>E</i>	1952	Washington, D.C.
Glover, Bobby <i>DB</i>	1980	Atlanta, Ga.
Glover, Tyree <i>LB</i>	2009-10	Crescent City, Fla.
Goddard, Pete <i>G</i>	1940-41	Rocky Mount, N.C.
Godfrey, Jim <i>LB</i>	1984-85-86-87	Virginia Beach, Va.
Godfrey, O.C. <i>FB, HB</i>	1928-29	Spencer, N.C.
Goins, Herbert <i>FB, G, C</i>	1965-67	Charlotte, N.C.
Goldberg, Cameron <i>OT</i>	2005-06-07-08	Lutherville, Md.
Gombar, Greg <i>LB, DE</i>	1975	Clairton, Pa.
Gonet, Ned <i>FB, LB, DE</i>	1977-78-79	Vienna, Va.
Gordon, John <i>C</i>	1994-95-96-97	San Antonio, Texas
Gore, Art <i>TB</i>	1973-74-75-76	McGuire Air Force Base, N.Y.
Gowdy, Reggie <i>LB</i>	1986-87	Washington, D.C.
Grace, Chuck <i>OG, MG, T</i>	1967-68	Carbondale, Ill.
Grant, Lamar <i>CB</i>	1996-97-98-99	Jackson, N.J.
Grant, Truett <i>G</i>	1951-52	High Point, N.C.
Grant, Wesley <i>G</i>	1963	Kannapolis, N.C.
Grantham, Julius <i>TB</i>	1983-84-85-86	Belleville, Ill.
Granville, Billy <i>LB</i>	1993-94-95-96	Lawrenceville, N.J.
Gray, Gavin <i>DB</i>	1990-91-92-93	Portsmouth, R.I.
Grayson, Mike <i>TB</i>	1980-81-82-83	Falls Church, Va.
Green, Alex <i>S</i>	2001-02-03-04	Hyattsville, Md.
Green, David <i>QB</i>	1996-97	Charlotte, N.C.
Green, Doug <i>WR</i>	1983-85-86-87	Graham, N.C.
Green, Jeffrey <i>DE</i>	1974-75-76-77	Woodbury, N.J.
Green, Ray <i>FB, QB, T</i>	1950-51-52	Fayetteville, N.C.
Green, Bruce "Willie" <i>E</i>	1925	Greensboro, N.C.
Greene, Brian <i>CB, S</i>	2002-03-04-05	Kennesaw, Ga.
Greene, Zach <i>CB</i>	2009-10-11	Raleigh, N.C.
Gregory, Art <i>T</i>	1960-61-62	Aiken, S.C.
Grier, Britton <i>S, LB</i>	2011-12, 14-15	Charlotte, N.C.
Grigg, Ben Fred <i>T</i>	1923-24-25-26	Gastonia, N.C.
Grimes, Dale <i>C</i>	1970-71-72	Alliquippa, Pa.
Grissom, Tyrann <i>DT</i>	1998, 2000	Detroit, Mich.
Gross, John <i>HB</i>	1939	North Braddock, Pa.
Grune, George <i>QB, HB</i>	1950-51	White Plains, N.Y.
Grupp, Robert <i>DB, P</i>	1973-74-75-76	Langhorne, Pa.
Guidry, Andrew, <i>C</i>	2005	Salem, N.J.
Gulley, Richard <i>OT</i>	1990-91	Ocean, N.J.
Gunter, Donald <i>OG, OT</i>	1968	Eric, Pa.
Gutekunst, John <i>HB, DB</i>	1963-64-65	Sellersville, Pa.
Guthrie, Gay <i>OT</i>	1970	Turtle Creek, Pa.
Guy, Melwood "Buzz" <i>G</i>	1956-57	Ellwood City, Pa.

## H • H • H

Haas, Robert <i>T</i>	1936, 38	New York, N.Y.
Hackney, Elmore <i>QB</i>	1935-36-37	Durham, N.C.
Hagaman, Al <i>OL</i>	1988-89-90	Clearwater, Fla.
Hager, Dudley <i>QB</i>	1949-50-51	Louisville, Ky.
Haggerty, Clifford <i>HB</i>	1943-44	Lakewood, Ohio
Hagle, William <i>FB</i>	1956	Elizabethton, Tenn.
Haile, Rob <i>FB</i>	1998	North Palm Beach, Fla.
Haldeman, John <i>FB</i>	1972-73	Devon, Pa.
Hales, Casey <i>LS</i>	2004-05-06-07	Newport Beach, Calif.
Hall, Alfred	1920	Wilmington, N.C.
Hall, Tom <i>WR</i>	1975-76-77	Fayetteville, N.C.
Hall, Robbie <i>OL</i>	1996	Tavares, Fla.
Hall, Ryan <i>TE</i>	2011	Orlando, Fla.
Hamilton, Ronnie <i>DB</i>	1998-99-2000-01	Oxford, N.C.
Hamilton, Scott <i>DT, OG</i>	1977-78-79	Western Spring, Ill.
Hamrick, Waite <i>C</i>	1930-31	Gaffney, S.C.
Hands, Joe <i>E</i>	1952-53	Mount Ranier, Md.
Hanenberg, Ted <i>OT</i>	1972-73-74	Wayne, N.J.
Hanenberg, William <i>DB</i>	1970-71-72	Wayne, N.J.
Hannon, Ron <i>DB</i>	1978	Moosic, Pa.
Harding, Dave <i>OG, C</i>	2010-11-12-13	Orlando, Fla.
Hardison, Fred <i>TE</i>	1944, 46-47	Williamston, N.C.
Hardy, Jack <i>T</i>	1940	Goldsboro, N.C.
Harelsom, Jeff <i>DB</i>	1981-82-83	Hartville, Ohio
Harmon, Zach <i>C</i>	2015	Toledo, Ohio
Harper, Brandon <i>DT, OG</i>	2006-07, 09-10	Alpharetta, Ga.
Harper, Ken <i>K</i>	1982-83-84-85	West Palm Beach, Fla.
Harper, Tracy <i>OG</i>	1980	Thomasville, Ga.
Harrell, Evalio <i>CB</i>	2005-06-07	Tampa, Fla.
Harris, Christian <i>OT</i>	2015	Suwanee, Ga.
Harris, Clifford <i>RB</i>	2005-06-07-08	Marrero, La.
Harris, Fred <i>DB</i>	1998-99-2000	Pine Springs, Minn.
Harris, Jacob G. <i>QB, DB</i>	1957-58-59	Kings Mountain, N.C.
Harris, James <i>FB</i>	1956-57	Scranton, Pa.
Harris, Micah <i>LB, DE</i>	2001-02-03	Poland, Ohio
Harris, Richard <i>HB</i>	1962	Charlotte, N.C.
Harris, Thomas <i>C</i>	1948	Charlotte, N.C.
Harris, Thomas <i>DT</i>	1970-71-72	Charlotte, N.C.
Harrison, James <i>C</i>	1956-57	Columbia, S.C.
Harry, Reece <i>E</i>	1944	Greensboro, N.C.
Hart, Mike <i>TE</i>	1998-99-2000-01	Sayville, N.Y.
Hart, Leo <i>QB</i>	1968-69-70	Kinston, N.C.
Hartley, Howard <i>FB, TB</i>	1943, 46-47	Ravenswood, W. Va.
Hartness, Carl <i>E</i>	1935	Columbia, S.C.
Hartofolis, Nick <i>WR</i>	1998-99-2000	Huntington, N.Y.
Harton, James W. <i>T</i>	1930-31	Durham, N.C.
Hasson, Newt <i>C</i>	1969, 71	Timonium, Md.
Hatcher	1922	
Hatcher, Charlie <i>DT, NG</i>	2008-09-10-11	Hamilton, Ohio
Hatcher, D.	1923	
Hatcher, George <i>FB</i>	1927-28	Winston-Salem, N.C.
Hatcher, Howell	1920-21	Mt. Airy, N.C.
Havens, Richard G. <i>T</i>	1960-61-62	Westminster, Md.
Hawkins, David <i>LB</i>	1991, 93-94	Atlanta, Ga.
Hawn, Robert <i>HB</i>	1961-62	Winston-Salem, N.C.
Hayden, Danny <i>E</i>	1945	
Hayes, Bob <i>E</i>	1928-29-30	Charlotte, N.C.
Hayes, Jason <i>C</i>	1987-88	Lexington, N.C.
Hayes, Robert <i>OE</i>	1970	Windsor, Ontario
Hayes, Roger <i>OG, LB</i>	1965-66-67	Monroe, N.C.
Hazelton, Curtis <i>NG, DT</i>	2010-11	Roswell, Ga.
Heady, Gary <i>OG</i>	1971-72-73	Danville, Va.
Healy, Tim <i>DT</i>	1983-84-85	Indianapolis, Ind.
Heinsohn, Paul <i>DT</i>	1978-79-80	Natick, Mass.
Heiss, Howard	1948-49	Baltimore, Md.
Hellet, Cooper <i>TE</i>	2010-11	Kentfield, Calif.
Helton, David <i>LB</i>	2011-12-13-14	Chattanooga, Tenn.
Hendrickson, Horace <i>B</i>	1932-33	Beaver Falls, Pa.
Heninger, Mark <i>DE</i>	1982-83	Martinsville, Va.
Heninger, Marty <i>LB</i>	1980-81-82-83	Martinsville, Va.
Henninger, John C. <i>G</i>	1933-34-35	Savannah, Ga.
Hennessy, Thomas <i>LS</i>	2013-14-15	Bardonia, N.Y.
Hepler, Robert <i>OE</i>	1967-68-69	Springdale, Pa.
Herlong, Bettis <i>HB, WB</i>	1945, 47	Saluda, S.C.
Herring, Chuck <i>WR</i>	1982-83-84-85	Springfield, Va.
Herring, Marvin	1925	Mount Olive, N.C.
Hicklin, Ed <i>DB, HB</i>	1966-67-68	Burlington, N.C.
Hicks, Steve <i>DB</i>	1978	Germantown, N.C.
Higginbotham, Mark <i>OG</i>	1981-82-83-84	Lawrenceville, Ga.
Higginbotham, Mike <i>OG</i>	1982-83-84-85	Lawrenceville, Ga.
Higgins, Louis <i>FB</i>	1949	Nesquehoning, Pa.
Highsmith, Bobby <i>OL</i>	1989-90	Key West, Fla.
Hill, B.J. <i>TB, DB</i>	1998-99-2000-01	Detroit, Mich.

Hill, Dan, Jr. <i>C</i>	1936-37-38	Asheville, N.C.
Hilli, Ethan <i>FS</i>	1998	Raleigh, N.C.
Hilli, John <i>DT</i>	1972-73-74	Hialeah, Fla.
Hilli, Johnny <i>DB</i>	1981-82-83-84	Winston-Salem, N.C.
Hilli, Kyle <i>OT</i>	2008-09-10-11	Orlando, Fla.
Hilli, Nick <i>LB</i>	2014	Nashville, Tenn.
Hines, Clarkston <i>WR</i>	1986-87-88-89	Chapel Hill, N.C.
Hines, Rob <i>OL</i>	1998	Raleigh, N.C.
Hoch, William <i>C</i>	1957-58	Cannonsburg, Pa.
Hodges, Roland <i>HB, TB</i>	1945-46-47-48	Ft. Lauderdale, Fla.
Hodrick, Jeff <i>TE</i>	1994-95-96-97	Shamokin, Pa.
Holben, Carl <i>T</i>	1950-51-52	Zeilenople, Pa.
Holler, Dave <i>DT</i>	1983	Blythewood, S.C.
Holley, Frank <i>DE</i>	1977	Virginia Beach, Va.
Holley, Kenan <i>CB</i>	1995-96-97-98	The Woodlands, Texas
Holley, Quentin <i>CB</i>	1999	The Woodlands, Texas
Holliday, Blair <i>WR</i>	2011, 14, 15	Sherman Oaks, Calif.
Holliday, Octavius <i>DB</i>	1993	Longwood, Fla.
Hollingsworth, Harry <i>HB</i>	1926-27-28	Newton, N.C.
Hollingsworth, Jay <i>RB</i>	2008-09-10-11	Sanford, N.C.
Holloway, Stephen <i>E</i>	1964	Elkin, N.C.
Holmes, Chris <i>LB</i>	2014	Fredericksburg, Va.
Holoman, Andrew <i>LB</i>	2009	Ashburn, Va.
Holsey, Bernard <i>DL</i>	1992-93-94-95	Cave Spring, Ga.
Holt, Jarrod <i>OL</i>	2006-07-08-09	Clearwater, Fla.
Homa, Kenneth <i>OG, C</i>	1968	Morrisville, Pa.
Honeycutt, Robert <i>HB</i>	1956, 58-59	Durham, N.C.
Hood, Charlie <i>G, T</i>	1942-43	Greensboro, N.C.
Hooks, Rodney <i>DB</i>	1989-90	Lithonia, Ga.
Hoots, Ronnie <i>DB</i>	1972-73-74	Winston-Salem, N.C.
Hoover, Al <i>B</i>	1942	Toledo, Ohio
Hoover, Chris <i>LB</i>	2013-14	Maumee, Ohio
Hord, Robert <i>E</i>	1957	Charlotte, N.C.
Hord, Roy Jr., <i>T, E, G</i>	1954, 56-57	Charlotte, N.C.
Horning, Jim <i>LB</i>	1972-73	Pleasanton, Calif.
Hoskins, Craig <i>DB, RB</i>	1977-78-79	Heath, Ohio
Howell John <i>FB, LB</i>	1985, 87-88-89	Burlington, N.J.
Hoyle, Todd <i>DB</i>	1989-90-91	Waynesville, N.C.
Huckabee, William <i>E</i>	1921, 23	Albemarle, N.C.
Hudgins, Herbert <i>HB, E</i>	1935-36-37	Norfolk, Va.
Huffman, Brett <i>TE</i>	2007-08-09-10	Massillon, Ohio
Huffman, Weddie <i>E</i>	1942	Thomasville, N.C.
Hughes, Leon <i>G</i>	1930	Fountain Inn, S.C.
Hughes, Roger <i>C, LB</i>	1964-65	Summit, N.J.
Hughes, Thomas <i>BB, WB</i>	1947-48-49	Sumter, S.C.
Hull, Ken <i>QB</i>	1988	Swarthmore, Pa.
Humphreys, Ben <i>LB</i>	2015	Santa Ana, Calif.
Huneycutt, Jerry <i>HB</i>	1964	Winston-Salem, N.C.
Hunter, Roy <i>C</i>	1926-27-28	Charlotte, N.C.
Hurm, Dave <i>E</i>	1955-56-57	Newark, Del.
Hurst, Dave <i>T</i>	1952	Middlesboro, Ky.
Hyatt, Don <i>E</i>	1929-30-31	Waynesville, N.C.
Hysong, James <i>E</i>	1967	Hendersonville, N.C.

## I • I • I

Ijjas, Jeffrey <i>K</i>	2011	Clearwater, Fla.
Ingram, Steven <i>DT</i>	2011-12-13	Southaven, Miss.
Intihar, John <i>DB</i>	1987	Shaker Heights, Ohio
Irwin, Connor <i>C</i>	2011-12	Knoxville, Tenn.
Irwin, Frank <i>T</i>	1943-44	Raleigh, N.C.

## J • J • J

Jack, Bernie <i>E</i>	1953	Leechburg, Pa.
Jackson, Allen <i>DT</i>	2014-15	Ellicott City, Md.
Jackson, Derrick <i>DB</i>	1989-90-91-92	Long Valley, N.J.
Jackson, Ernie <i>DB, TB</i>	1969-70-71	Hopkins, S.C.
Jackson, Robert <i>OT</i>	1973-74	Charlotte, N.C.
Jackson, Tony <i>S, RB</i>	2007-08	Rochester, N.Y.
James, Carl <i>G</i>	1949-50-51	Raleigh, N.C.
James, David <i>FB</i>	1985	Virginia Beach, Va.
James, Norman <i>E</i>	1931-32	Hickory, N.C.
Jamieson, Robert <i>QB</i>	1963-64	Greensboro, N.C.
Jamison, Carol <i>G</i>	1957-58	Roanoke, Va.
Jankowski, Jan <i>HB, FB</i>	1927-28	Milwaukee, Wis.
Jenkins, Jason <i>DB</i>	1998	Durham, N.C.
Jenkins, Paul <i>DB</i>	1979-80	Mamaroneck, N.Y.
Jenkins, Ryan <i>LB</i>	1996-97-98	Atlanta, Ga.
Jensen, Jon <i>WR</i>	1992-93-94	Denver, Colo.
Johnson, Allen <i>G</i>	1937-38-39	Lexington, N.C.
Johnson, Dezmund <i>DE</i>	2011-12-13-14	Nashville, Tenn.
Johnson, Eric <i>RB</i>	1979	Sea Cliff, N.J.
Johnson, Guy <i>OT</i>	1968-69	Danville, Va.
Johnson, Harvey	1923	Chattanooga, Tenn.
Johnson, John <i>FB</i>	1964	War, W. Va.
Johnson, Lance <i>WR</i>	2001-02-03	Hickory, N.C.

Johnson, LeDouglas <i>RB</i>	1995	Pensacola, Fla.
Johnson, Levar <i>LB</i>	1998-99-2000	Martinez, Ga.
Johnson, Mark <i>QB, DB</i>	1972-73-74	Oxon Hill, Md.
Johnson, Robert <i>G</i>	1962-63	Hopewell, Va.
Johnson, Shawn <i>DE</i>	2000-01-02	Fairport, N.Y.
Johnston	1922	
Johnston, Jim <i>C</i>	1933-34-35	Winston-Salem, N.C.
Johnston, John <i>HB</i>	1934, 36	Statesboro, Ga.
Johnston, John <i>HB</i>	1970-71	Lewistown, Pa.
Johnstone, Brick <i>DB</i>	1980-81-82-83	Webster Groves, Mo.
Johnstone, Paul <i>LB</i>	1969, 71	Coral Gables, Fla.
Jones, Braxton	1920	
Jones, Cedric <i>WR</i>	1978-79-80-81	Weldon, N.C.
Jones, Clarke <i>E</i>	1944	Richmond, Va.
Jones, Ed <i>B</i>	1942	Glenshaw, Pa.
Jones, Eric <i>FS</i>	1996-97-98-99	Belle Mead, N.J.
Jones, Kevin <i>P</i>	2007-08-09-10	Austin, Texas
Jones, Marcus <i>WR, QB, LB</i>	2005-06-07-08	Ringgold, Ga.
Jones, Marion <i>E</i>	1942	Mount Airy, N.C.
Jones, Randy <i>TB</i>	1987-88-89-90	Winston-Salem, N.C.
Jones, Steve <i>RB</i>	1970-71-72	Sanford, N.C.
Jones, Vernon <i>G</i>	1926-27-28	Weaverville, N.C.
Jones, Waller <i>WR</i>	1988-89-90-91	Roanoke Rapids, N.C.
Jones, William <i>T</i>	1963-64-65	Richmond, Va.
Joseph, George <i>MG, C, DE</i>	1966-67-68	Allentown, Pa.
Junkin, Mike <i>LB</i>	1983-84-85-86	Belvidere, Ill.
Jurgensen, Sonny <i>DB, QB</i>	1954-55-56	Wilmington, N.C.
Jurius, Frank <i>OT</i>	1979-80-81-82	Chelmsford, Mass.

## K • K • K

Kapatoes, Jeff <i>QB</i>	1994	Millford, Mass.
Kaplanis, Mike <i>P</i>	2005	Raleigh, N.C.
Karl, Lawrence <i>T, G</i>	1945-46-47-48-49	Ford City, Pa.
Karmazin, John <i>E, T</i>	1946, 48	Irwin, Pa.
Karmazin, Mike <i>T</i>	1939-40-41	Irwin, Pa.
Kasarda, Jason <i>FS</i>	1997	Chapel Hill, N.C.
Keller, Albert <i>HB</i>	1932	Norfolk, Va.
Kelly, Arlington <i>HB</i>	1934	Waycross, Ga.
Kelly, Austin <i>WR</i>	2007-08-09-10	Mableton, Ga.
Kelly, Douglas <i>E</i>	1925-26-27	Wilmington, N.C.
Kelly, Kevin <i>C</i>	1977-78-79	Charlottesville, Va.
Kendall, Malcomb <i>G</i>	1961	Front Royal, Va.
Kennard, J.C. <i>HB</i>	1944	Ashland, Ky.
Kerns, John <i>T</i>	1944	Geneva, Ohio
Kersey, John <i>T</i>	1956-57-58	Bluefield, W. Va.
Ketchel, Terry <i>OG</i>	1975-76	Ft. Walton Beach, Fla.
Keyser, James III <i>G</i>	1957	Lynchburg, Va.
Keziah, William <i>C, E</i>	1950-51-52	Burlington, N.C.
Khayat, Bill <i>TE</i>	1992-93-94-95	York, Pa.
Kiefer, John <i>LB</i>	1969	Virginia Beach, Va.
Killian, Frank <i>HB</i>	1939-40	Beaver Falls, Pa.
Kimbrough, John-Paul <i>CB, TB</i>	2002, 04	Hendersonville, Va.
Kimmitt, William <i>LB</i>	2005	Arlington, Va.
King, Alex <i>P</i>	2010-11	Winston-Salem, N.C.
King, Bill <i>LB</i>	1976-77-78	Rockville, Md.
King, Brandon <i>FB, TE</i>	2006-07, 09-10	Doylestown, Pa.
King, Lewis <i>LB</i>	1973-74-75	Havelock, N.C.
Kirkland, James <i>DE</i>	1992-93-94-95	Atlanta, Ga.
Kistler, Henry <i>E</i>	1928-29	Charlotte, N.C.
Kistler, Jack <i>FB</i>	1951-52-53	Ardmore, Pa.
Kitchen, Justin <i>LB, DE</i>	2002-03-04-05	Charlotte, N.C.
Kite, Jake <i>S</i>	2014-15	Roanoke, Va.
Kittleson, Ben <i>WR</i>	2002-03	Buckner, Ky.
Kley, Doug <i>DL</i>	1988-89	Cincinnati, Ohio
Klinger, Charles <i>G</i>	1954-55-56	Oakhurst, N.J.
Kneib, Jan <i>C</i>	1959	Goldsboro, N.C.
Knight, Kendral <i>LB</i>	1997-98-99-2000	Wilson, N.C.
Knop, Warren <i>NG</i>	1977	Yardley, Pa.
Knotts, Don <i>G</i>	1949-50	Albemarle, N.C.
Knotts, Doug <i>C, T</i>	1953-54-55	Albemarle, N.C.
Knotts, Ernie <i>G</i>	1943-44-45-46	Albemarle, N.C.
Knotts, James <i>G</i>	1947-48-49	Albemarle, N.C.
Knotts, Tom <i>DB</i>	1975-76-77	Albemarle, N.C.
Knox, Dennis <i>OG</i>	1977-78	Tampa, Fla.
Kocourek, Jerry <i>E</i>	1953-54-55	Benwyn, Ill.
Koffenberger, Ed <i>E</i>	1945	Wilmington, Del.
Konicek, Mill <i>T</i>	1954-55-56	Cicero, Ill.
Koppenhaver, Davis <i>TE</i>	2014	Valencia, Calif.
Kornberg, Lewis <i>LB</i>	1982-83-84	Durham, N.C.
Kornberger, Ed <i>WR</i>	1975	Cherry Hill, N.J.
Korona, Sterling <i>OG</i>	2014-15	San Antonio, Texas
Kotchin, Roderick <i>T</i>	1959-60	West View, Pa.
Kovach, Jim <i>LB</i>	1995-96-97	Pompano Beach, Fla.
Kraft, Richard <i>FB, LB</i>	1963-64-65	South Bend, Ind.
Kredich, Nick <i>HB</i>	1955-56	Elmwood Park, Ill.

Kreider, Josh <i>FS</i>	1999-2000-01	Massillon, Ohio
Krenzel, Brian <i>SS</i>	1996-97	Sterling Heights, Mich.
Krieg, Tyler <i>OG</i>	2004-05	Tualatin, Ore.
Krill, Nate <i>LB, DE</i>	1997-98-99-2000-01	McLean, Va.
Krisza, John <i>QB</i>	1944-45	McKees Rocks, Pa.
Kromah, Abraham <i>LB</i>	2007-08-09-10	Staten Island, N.Y.
Krueger, John <i>P</i>	1993-94-95-96	Hackensack, N.J.
Kruzelyak, Jack <i>C</i>	1961	Coraopolis, Pa.
Kurunwune, Patrick <i>RB</i>	2009-10-11-12	Austin, Texas
Kushner, Keith <i>K</i>	1990	Fayetteville, N.C.

## L • L • L

Lacaruba, Chris <i>C</i>	1952	Phillipsburg, N.J.
Lach, Steve <i>HB</i>	1939-40-41	Altoona, Pa.
Lackey, Chris <i>SE</i>	1979	Lawsonville, N.C.
Lagerstedt, Edward	1922-23-24	Brocton, Mass.
Lake, Charles <i>FB</i>	1928	
Landon, Mark <i>FB, DE</i>	1972-73-74	Kensington, Md.
Landrum, Senterio <i>WR</i>	2001-02-03-04	Sweet Water, Ala.
Laney, Nick <i>QB, HB</i>	1931-32-33	Charlotte, N.C.
Lange, Jack <i>G</i>	1939	Massillon, Ohio
Langston, W. Dortch Jr., <i>QB</i>	1958	Goldsboro, N.C.
LaRue, Jim <i>WB, HB</i>	1944-45	Clinton, Okla.
Lasky, Robert <i>OT, DT</i>	1965-66-67	Cheverly, Md.
Laster, Terrence <i>DB</i>	1985-86-87	Jacksonville, Fla.
Lattimore, R. Bert <i>E</i>	1956-57-58	Bostic, N.C.
Lawrence, James <i>T</i>	1950-51-52	Macon, Ga.
Lea, William <i>HB</i>	1950, 52	Lynchburg, Va.
Leach, Carson <i>G</i>	1950-51-52	Haw River, N.C.
Leach, Richard	1920-21	Washington, N.C.
Leandro, Rob <i>OL</i>	2000	Raeaford, N.C.
Lebby, Robert <i>A, DB</i>	1970-71-72	Chagrin Falls, Ohio
Lederman, Mitchell <i>OL</i>	2007-08-09-10	Brodhead, Wis.
Lee, Derrick <i>CB</i>	2000-01	Northport, Ala.
Lee, John David <i>HB</i>	1957-58-59	Freeport, Pa.
Leggett, Mark <i>HB</i>	1960-61-62	Asheboro, N.C.
Leitheiser, Bill <i>G</i>	1944-45	Clearwater, Fla.
Lemon, Glenn <i>HB</i>	1930	
Lenhardt, Sims <i>K</i>	1996-97-98-99	Charleston, S.C.
Lennon, Scott <i>OL</i>	1993	Houston, Texas
Lenoir, Rob <i>DT</i>	1981-82-83	Columbia, S.C.
LeNoir, Larry <i>LB</i>	1979-80-81	New Castle, Del.
Lenox, Walter <i>G</i>	1937	Ridgefield Park, N.J.
Lerps, Dave <i>QB</i>	1952-53	Tuckahee, N.Y.
Lewis, Cliff <i>HB</i>	1944	Cleveland, Ohio
Lewis, Daryl <i>OG</i>	2000-01-02-03	Tuscaloosa, Ala.
Lewis, Derrick <i>WR</i>	1978	Lancaster, S.C.
Lewis, J.D. <i>FB</i>	1992-93-94	Palm City, Fla.
Lewis, Kevin <i>LB</i>	1996-97-98-99	Orlando, Fla.
Lewis, Thaddeus <i>QB</i>	2006-07-08-09	Opa-Locka, Fla.
Ley, Jerome <i>DT</i>	1980-81, 83	Wexford, Pa.
Liana, Frank <i>E</i>	1934-35-36	Brooklyn, N.Y.
Liferidge, Tory <i>TE</i>	1996-97-98	Moncks Corner, S.C.
Ligos, Kurt <i>LB</i>	1989-90-91	Long Valley, N.J.
Lilly, Frank <i>DT, MG</i>	1968	Washington, D.C.
Lindquist, David <i>OT</i>	1983-84-85	Oak Brook, Ill.
Lipscomb, James <i>G</i>	1940-41	Hinton, W. Va.
Lipscomb, Woodrow <i>G</i>	1935-36-37	Hinton, W. Va.
Litaker, Herb <i>G, T</i>	1961, 63-64	Charleston, W. Va.
Little, Chris <i>LB</i>	1993, 95	Decatur, Ga.
Lloyd, Johnathan <i>CB</i>	2015	Graham, N.C.
Loebner, Ben <i>OL</i>	2008	West Lima, Ore.
Logan, James <i>T, G</i>	1950-51, 53	Asheville, N.C.
Lomax, John <i>T</i>	1960-61-62	Abbeville, S.C.
London, Charles <i>RB</i>	1994-95-96	Dunwoody, Ga.
Loneragan, Jeff <i>OL, NG</i>	2000-01	Alexandria, Va.
Long, Jimmy <i>WR</i>	1982	Oklahoma City, Okla.
Long, Johnny <i>C</i>	1955-56	Shelby, N.C.
Long, Leo <i>FB, QB</i>	1941-42-43, 46	East Orange, N.J.
Lonon, Daniel <i>T</i>	1962-63-64	Hickory, N.C.
Looper, Byrd <i>FB</i>	1951-52-53	Gastonia, N.C.
Loudenback, Aaron <i>OG</i>	1983	Lincoln, Neb.
Love, Reggie <i>WR</i>	2000-01-02-03	Charlotte, N.C.
Lowe, Cadeby <i>LB</i>	2004-05-06	Houston, Texas
Lowman, David <i>TB</i>	1991-92-93-94	Bonaire, Ga.
Lucas, Andrew <i>HB</i>	1965	Richmond, Va.
Lucas, Bill <i>LB</i>	1983-84-85-86	Yorktown, Va.
Luckes, Alex <i>T</i>	1942	Wilkes-Barre, Pa.
Luetgert, Bailey <i>DB</i>	1993-94	Naples, Fla.
Luongo, Tom <i>OG</i>	1976-77-78	Hershey, Pa.
Luper, Buddy <i>HB, TB</i>	1942-43, 46	Rocky Mount, N.C.
Lutz, Worth <i>QB, FB</i>	1951-52-53-54	Durham, N.C.
Lyle, Berton <i>E</i>	1947	Tupelo, Miss.
Lyles, Cosmos <i>WR</i>	1995	San Francisco, Calif.
Lynch, Donald <i>T</i>	1963-64-65	Fairfield, Conn.

Lynch, David <i>C</i>	1999	Barnesville, Pa.
Lynch, Shawn <i>OG, C</i>	1998-99-2000-01	West Palm Beach, Fla.
Lyon, Edwin <i>R, G</i>	1958-59	Laurinburg, N.C.
Lyons, Pat <i>E</i>	1948	Norfolk, Va.
Lyons, William <i>RB</i>	1974	Winchester, Va.

**M • M • M**

Macfarlan, Drew <i>DL</i>	1990, 92	Ridgewood, N.J.
Mackey, Trent <i>LB</i>	2008	Carencro, La.
Madden, James <i>DT</i>	1970	Charlotte, N.C.
Maggio, Nick <i>K, P</i>	2007-08-09-10	Leawood, Kan.
Maier, Bob <i>TE</i>	1984-85	Highland Falls, N.Y.
Mailloux, Colin <i>C</i>	1991-92-93	Bradenton, Fla.
Malechek, Dave <i>PK</i>	1973	West Point, Va.
Maloney, Thomas <i>T</i>	1938	Clendenin, W. Va.
Mancini, Tony <i>DT</i>	1980	Oceanside, N.Y.
Mann, Michael <i>DE</i>	2014-15	Castle Rock, Colo.
Mann, Mike <i>DB</i>	1976-77	Dunn, N.C.
Mann, Quay <i>S, RB</i>	2014-15	Rocky Mount, N.C.
Mannelly, Patrick <i>OG</i>	1993-94-95, 97	Marietta, Ga.
Manuel, Mark <i>TE</i>	1972-73-74	Robbinsville, N.C.
Mapes, Matt <i>K</i>	1998	Williamsport, Pa.
Marcelin, Marvin <i>WR</i>	2006-07-08	Hollywood, Fla.
Marino, Bill <i>DT</i>	1977, 79	Runnemede, N.J.
Marion, James <i>E</i>	1938	Mount Airy, N.C.
Marks, Johnny <i>G</i>	1960-61-62	Morganton, N.C.
Marks, Duane <i>LB</i>	1990-91-92-93	Missouri City, Texas
Marshall, Jabari <i>WR</i>	2006-07-08	Atlanta, Ga.
Marshall, Laymarr <i>RB</i>	1994-95-96-97	Winston-Salem, N.C.
Marshall, Lindsay <i>LB</i>	1988	Atlanta, Ga.
Marshall, Sam <i>DT</i>	2012, 14	Fredericksburg, Va.
Marshall, Ted <i>T, G</i>	1945-46-47-48	Camden, S.C.
Martin, David <i>DE</i>	2002-03-04	Plano, Texas
Martin, F.A. <i>FB, DT</i>	1978-79-80-81	Mount Airy, N.C.
Martin, Ross <i>K</i>	2012-13-14-15	Solon, Ohio
Martinez, Larry <i>TB</i>	1973-74-75	New York, N.Y.
Mashore, Derrick <i>LB, DE</i>	1976-77-78	Cornwells Heights, Pa.
Mason, Garrett <i>OG</i>	2004, 06-07	McAllen, Texas
Mason, Lowell <i>QB</i>	1930-31-32	Charlotte, N.C.
Matheson, Bob <i>HB, LB, E</i>	1964-65-66	Boone, N.C.
Matuza, Albert <i>E</i>	1963-64	Morrisville, Pa.
Maurides, Zach <i>OG</i>	2004, 06-07	Glenview, Ill.
May, Brian <i>OG</i>	1990-91	Erie, Pa.
May, Kirk <i>DB</i>	1975-76	Springfield, Mo.
Mays, Marc <i>WR</i>	1989-90-91	East Point, Ga.
McAfee, George <i>QB, HB</i>	1937-38-39	Ironton, Ohio
McAfee, Wesley <i>HB</i>	1938-39-40	Ironton, Ohio
McAninch, Richard <i>HB, QB</i>	1933-34-35	Marion, Ohio
McCaffrey, Max <i>WR</i>	2012-13-14-15	Castle Rock, Colo.
McCain, Bill <i>C</i>	1943	Marianna, Ark.
McCall, Marty <i>OL</i>	1993-94-95	Columbus, Ga.
McCarthy, Corbin <i>S</i>	2013-14-15	Norco, Calif.
McCarthy, J.V. <i>T</i>	1962-63-64	Rumson, N.J.
McCaskill, Sam <i>HB</i>	1934-35	Camden, S.C.
McCollum, Frederick <i>T</i>	1960-61	Savannah, Ga.
McConnell, Gregg <i>DL</i>	1989-90-91	Waynesville, N.C.
McCormack, Brian <i>LB</i>	1995-96, 98-99	Shalimar, Fla.
McCormick, Deonto <i>CB, WR</i>	2002, 04-05-06	Adel, Ga.
McCracken, Quinton <i>DB</i>	1988-89-90-91	Southport, N.C.
McCully, Alvin <i>FB</i>	1945	Ventnor City, N.J.
McDonald, Dominic <i>LB</i>	2015	Longwood, Fla.
McDonald, John <i>LB</i>	1976-77-78	Fayetteville, N.C.
McDonald, John <i>DE</i>	1986-87-88-89	Wagram, N.C.
McDonald, Trey <i>P</i>	2001-02-03-04	Oak Ridge, Tenn.
McDonough, Robert <i>T</i>	1939-40-41	West Orange, N.J.
McDougal, R.J. <i>FB</i>	1943	Ocanto, Wis.
McDow, Russell <i>HB</i>	1969-70-71	Waynesboro, Va.
McDuffie, Jeremy <i>CB</i>	2015	Snellville, Ga.
McElhane, Hal <i>FB</i>	1955-56-57	Burgettstown, Pa.
McFadyen, Ryan <i>TE</i>	2008	Mendham, N.J.
McGaughey, Robert <i>T</i>	1956	Kittanning, Pa.
McGee, Carl <i>LB</i>	1975-76-77-78	Cincinnati, Ohio
McGee, Jerry <i>QB, FB</i>	1959-60	Elizabeth City, N.C.
McGee, Mike <i>G</i>	1957-58-59	Elizabeth City, N.C.
McGranahan, Fred	1920	Durham, N.C.
McIntosh, Brooke <i>G</i>	1925	Greensboro, N.C.
McInturff, Rich <i>K, WR</i>	1973	Stanton, Calif.
McIver, James <i>DT</i>	1979-80-81	Atlanta, Ga.
McKee, William <i>DB</i>	1968-69	Charleston, S.C.
McKeithan, Nick <i>HB</i>	1952-53-54	Lumberton, N.C.
McKinney, Scott <i>K</i>	1978-79-80-81	College Park, Ga.
McLaurin, Willie <i>LB</i>	1994, 97	Landover, Md.
McMahon, Jim <i>DE</i>	1976-77	Bahama, N.C.
McNabb, John <i>C, G</i>	1963-64-65	Charleston, S.C.
McNairy, Roy	1920	Kinston, N.C.

McNairy, Ted <i>OL</i>	1984, 86-87-88	Charlotte, N.C.
McNulty, Kevin <i>LB</i>	1985-86-87	Rocky River, Ohio
McRoy, W.D. <i>HB</i>	1953	Goldsboro, N.C.
McQueen, LeVance <i>LB</i>	1994-95	Dunn, N.C.
Meadows, Ed <i>T</i>	1952-53	Oxford, N.C.
Means, Al <i>G, T</i>	1932-33	Wynnewood, Pa.
Meier, Dave <i>LB</i>	1973-74-75	Pottstown, Pa.
Melita, Chad <i>OG</i>	1994-95-96-97	Cooper City, Fla.
Mellencamp, Hud <i>WR</i>	2015	Bloomington, Ind.
Melnik, P.J. <i>LB</i>	1992-93	Westport, Conn.
Mencio, Greg <i>OG</i>	1974-75-76	Naugatuck, Conn.
Merrill, Jon <i>OT</i>	1992, 94-95	Brevard, N.C.
Metts, Carey <i>OL</i>	1986-87-88-89	Burlington, N.C.
Meyers, Greg <i>K</i>	2007	Scranton, Pa.
Michael, Eddie <i>OG</i>	1971-72-73	Charlotte, N.C.
Midgett, John Parker	1920	Wanchese, N.C.
Militello, Mark <i>WR</i>	1981-82-83	St. Louis, Mo.
Miller, Arthur <i>G</i>	1941	Bloomfield, N.J.
Miller, Jim <i>HB</i>	1943	Mount Airy, N.C.
Miller, John <i>OG, OT</i>	1998-99-2000-01	Bassett, Va.
Miller, Kurt <i>LB</i>	2000, 02	West Seneca, N.Y.
Miller, Mark <i>OG</i>	1980-81-82-83	Statesville, N.C.
Miller, Tom <i>T, G</i>	1951	Annapolis, Md.
Miller, William <i>DB</i>	1975-76	Fairfax, Va.
Million, Ted <i>OL</i>	1982-83-84-85	Norman, Okla.
Millner, Pryor <i>QB</i>	1956-57-58	Danville, Va.
Mills, Bruce <i>DE</i>	1969-70-71	Thomasville, N.C.
Mills, Jim <i>P</i>	1998	Loudonville, N.Y.
Milner, Bill <i>G</i>	1943, 46	Waynesville, N.C.
Milner, Steve <i>DB</i>	1973-74	Canton, N.C.
Mitchell, Christian <i>OT</i>	2001-02-03-04	Amherst, N.Y.
Moeling, Walter <i>T</i>	1964	Alexander City, Ala.
Mona, Nick <i>OG</i>	1972	Camp Springs, Md.
Monday, Will <i>P</i>	2012-13-14-15	Flowery Branch, Ga.
Monk, Stanley <i>TB</i>	1984-85-86-87	Jacksonville, N.C.
Montgomery, John <i>BB</i>	1946-47-48	Miami, Fla.
Montgomery, Scottie <i>WR</i>	1996-97-98-99	Cherryville, N.C.
Moon, Tracy <i>E</i>	1952-53-54	Durham, N.C.
Mooney, Dan <i>C</i>	2003-04	Bay Village, Ohio
Moore, Brandon <i>OT</i>	1989-90-91-92	Ardmore, Pa.
Moore, Brian <i>OG, C</i>	2009-10-11-12	Coral Gables, Fla.
Moore, Christopher <i>DE, OT</i>	2005-06	Burnsville, Minn.
Moore, L. Dalley	1921, 23	Durham, N.C.
Moore, Kyle <i>WR</i>	1998-99-2000-01	Detroit, Mich.
Moore, Peter <i>DB</i>	1983-85	Burlington, N.C.
Moorman, Claude "Tee" <i>E</i>	1958-59-60	Miami, Fla.
Moorman, Claude III "Tee" <i>OG</i>	1980-81-82	Concord, N.C.
Moorman, Tommy <i>C</i>	1985-86-87	Concord, N.C.
Moravchik, Jim <i>OT</i>	2002-03-04-05	Sun Prairie, Wis.
Morgan, Arthur <i>OT</i>	1968	Newport News, Va.
Morgan, Bryan <i>OT, C</i>	2007-08-09-10	Hoover, Ala.
Morgan, Eddie <i>S</i>	2007	McKinney, Texas
Morgan, Ralph <i>E</i>	1941-42	Durham, N.C.
Morris, Marty <i>C</i>	1977	Anderson, Ind.
Morris, Robert <i>C</i>	1967-68-69	Anderson, Ind.
Morris, Sonny <i>E, DB</i>	1964-65	Geneva, Ala.
Morton, Brian <i>P</i>	1997-98-99-2000	Winter Haven, Fla.
Morton, Ray <i>SS</i>	1995-96	Central Islip, N.Y.
Moseley, Mark <i>DB</i>	1982-83-84-85	Springfield, Ill.
Moss, Pete <i>T</i>	1925	
Mote, Kelley <i>E</i>	1943, 45-46	Hapeville, Ga.
Mounie, John <i>FB</i>	1948-49-50	Portsmouth, Va.
Mowry, Earle <i>OE</i>	1969	Waynesboro, Va.
Moyer, Alonzo <i>FS</i>	1995-96-97-98	Homewood, Ill.
Mozingo, Gerald <i>HB</i>	1952	La Grange, N.C.
Muelenaer, Andre <i>T</i>	1939	Rosedale, N.Y.
Mullen, James <i>HB</i>	1930-31	Dothan, Ala.
Mulligan, Buddy <i>WB</i>	1946-47	Greensboro, N.C.
Mullins, Harold <i>T</i>	1946	Keaton, Ky.
Munday, Chuck <i>WR, P</i>	1972-73	Salisbury, N.C.
Muniz, Zach <i>CB</i>	2014-15	Chesterfield, Mo.
Murdoch, Lance <i>LB</i>	1969-70-71	Lower Burrell, Pa.
Murphy, Bill <i>HB</i>	1943	Siloam Springs, Ark.
Murphy, Mike <i>C</i>	1965-66-67	Louisville, Ky.
Murray, Bill <i>HB</i>	1928-29-30	Rocky Mount, N.C.
Murray, Robert H. <i>QB</i>	1954-55	Woodmere, N.Y.
Muschamp, Mike <i>QB</i>	1985-86	Gainesville, Fla.
Musselman, James <i>DE, OG</i>	1968-69	Albany, Texas
Musselwhite, Marvin <i>T</i>	1959	Clinton, N.C.
Myers, Jim <i>G</i>	1943	Madison, W. Va.

**N • N • N**

Nania, John <i>G</i>	1939-40	Middletown, N.Y.
Nanni, Bob <i>T</i>	1942	Pittston, Pa.
Nash, Anthony <i>WR</i>	2013-14-15	West Chester, Pa.

Neal, Tom	1920-21-22	Laurinburg, N.C.
Needham, Jon <i>OT</i>	2009-10-11	Melrose, Mass.
Neighborhood, Roger <i>QB</i>	1973-74	Vienna, Va.
Nelson, Jim <i>G</i>	1953-54-55	Winston-Salem, N.C.
Newell, John	1923	Macon, N.C.
Newman, Glenn <i>LB</i>	1966-67-68	Clinton, N.C.
Newman, Ed <i>OG</i>	1970-71-72	Woodbury, N.Y.
Newman, Paul <i>FB</i>	1982	Scottsdale, Ariz.
Newsome, Clarence <i>OE, DE</i>	1971	Ahoskie, N.C.
Nichols, Eli <i>DE, NG</i>	2004-05-06	Crawfordville, Fla.
Nicholson, Joel <i>WR</i>	1994-95	Oklahoma City, Okla.
Nicosia, Anthony <i>OG</i>	1974	Nutley, N.J.
Niemcow, Wally <i>OG</i>	1997-98-99	Orlando, Fla.
Nilowski, Chip <i>OL</i>	1987-88-89-90	Brackenridge, Pa.
Nixon, Bud <i>DB</i>	1982, 84	Wilmington, N.C.
Norman, Dwayne <i>S</i>	2012-13-14-15	Jacksonville, Fla.
Norkus, Chris <i>LB</i>	1995-96-97-98	Raleigh, N.C.
Novak, Zack <i>FB</i>	2001-02-03	Wyoming, Ohio

**O • O • O**

Obremskey, Bill <i>DB</i>	1981-82-83	Lebanon, Ind.
Odum, Sonny <i>HB</i>	1964-65	Greensboro, N.C.
O'Donald, D'Juan <i>FS</i>	2000	Detroit, Mich.
O'Donnell, Steve <i>QB</i>	1982	Madison, N.J.
Oenbring, Robert <i>T</i>	1946	New Albany, Ind.
Oghobaase, Vince <i>DT</i>	2006-07-08-09	Houston, Texas
Oglesby, Wesley <i>DE</i>	2007-08-09-10	Arlington, Texas
Okpokowuruk, Ayanga <i>DE</i>	2006-07-08-09	Charlotte, N.C.
Olson, Reed <i>TE</i>	1975	Edina, Minn.
O'Mara, Robert <i>FB</i>	1936-37-38	Ashland, Ky.
Oostdyk, Dale <i>QB</i>	1976-77	Clifton, N.J.
Opalenick, Joe <i>WR</i>	1994-95-96-97	Orwidsburg, Pa.
Orvald, Todd <i>QB</i>	1965-66	Wyncote, Pa.
O'Shaughnessy, Ryan <i>OL</i>	1995	Metairie, La.
Ott, Lloyd <i>QB</i>	1943	Linesville, Pa.
Owens, Craig <i>DL</i>	1984-85-86	Erie, Pa.
Owens, Reco <i>WR</i>	1995-96, 98	Piscataway, N.J.
Oxendine, Robert <i>OT</i>	1980-81-82	Arlington, Va.

**P • P • P**

Paddock, Brad <i>OL</i>	1986	Plantation, Fla.
Padgett, Douglas <i>E</i>	1956-57-58	Spindale, N.C.
Padgett, Vernon <i>OT, E, DT</i>	1966, 68	Silver Spring, Md.
Page, George <i>OT</i>	1975-76	Fayetteville, N.C.
Page, Kirk <i>DL</i>	1989	Bay Shore, N.Y.
Palladino, Fred <i>FB</i>	1945	Verona, N.J.
Palmer, Johnny <i>C</i>	1952-53-54	Lynchburg, Va.
Palmer, Walter <i>QB</i>	1943	Easton, Pa.
Paris, Brad <i>OL</i>	1994	Amarillo, Texas
Parker, Ace <i>QB, HB</i>	1934-35-36	Portsmouth, Va.
Parker, Danny <i>TE</i>	2007-08-09-11	Rockville, Md.
Parker, Melvin <i>DE</i>	1971-72	Brooklyn, N.Y.
Parker, Ralph <i>WR</i>	1984, 87	Pittsburgh, Pa.
Parker, Rodger <i>G, T</i>	1965-66-67	Hialeah, Fla.
Parnell, Don <i>WR</i>	1988	Knoxville, Tenn.
Paroli, Anthony <i>OT</i>	1976	Wilson, N.C.
Parrish, Robert <i>DE</i>	1970-71-72	Jacksonville Beach, Fla.
Pascal, Bob <i>HB</i>	1953-54-55	Bloomfield, N.J.
Pastore, Jamin <i>WR, RB</i>	2003-04	Lisbon, Ohio
Patrick, Lucas <i>OG, OT</i>	2012-13-14-15	Brentwood, Tenn.
Patrick, Jeff <i>DE</i>	2003-04-05	Savannah, Ga.
Patten, Ben <i>TE</i>	1985-86-87-88	Morehead City, N.C.
Patten, Joel <i>TE, OT</i>	1977-78-79	Fairfax, Va.
Patterson, Bentley <i>DE</i>	1980	Arlington Heights, Ill.
Patterson, Garrett <i>CB</i>	2010-11-12-13	Richmond, Va.
Patterson, John <i>OT</i>	1976-77	Allentown, Pa.
Patterson, Kevin <i>OL</i>	1989	Carmel, Ind.
Peacock, Mike <i>FB</i>	1984-85-86	Clifton Park, N.J.
Pearkes, George <i>TE</i>	2011	Nelson, B.C., Canada
Pearson, A.B. <i>E</i>	1950-51	Raleigh, N.C.
Pearson, Travis <i>DE</i>	1990-91-92-93	Plano, Texas
Peck, Michael <i>LB</i>	1970-71-72	Edinboro, Pa.
Peeler, Melvin <i>E</i>	1927-28-29	Wilmington, N.C.
Pellom, Gary <i>OT</i>	1973-74-75	Fayetteville, N.C.
Pelosky, Jay <i>OG</i>	1978-79-80	Shrewsbury, Mass.
Penn, Derek <i>LB</i>	1975-76-77-78	Youngstown, Ohio
Pennington, J. G.	1920, 22	Spencer, N.C.
Percy, Walt <i>OL</i>	1987, 89	Edison, N.J.
Perdue, Willard <i>G, HB, E</i>	1937-38-39	Thomasville, N.C.
Perini, Ed <i>G, B</i>	1944-45, 47	New Village, N.J.
Perkinson, Carl <i>C</i>	1946-47-48-49	Asheville, N.C.
Perkinson, Seth <i>G</i>	1950	Asheville, N.C.
Perry, John <i>HB</i>	1943	Raleigh, N.C.
Perrott, Will <i>OG</i>	2014	Phoenix, Ariz.
Peters, Connor <i>TE</i>	2014	Hamilton, Ohio



Peterson, Doug <i>K</i>	1986-87-88	Sarasota, Fla.
Petroff, Pete <i>OL</i>	1989-90-91	California, Pa.
Phelan, Dan <i>OG, OE</i>	1969-70-71	Buffalo, N.Y.
Phillips, Jeff <i>WR, CB</i>	2000-01	Southfield, Mich.
Phipps, Roy <i>T</i>	1932	Durham, N.C.
Phipps, William <i>DE</i>	1966	Orlando, Fla.
Piasecky, Alex <i>E</i>	1939-40-41	Jeanette, Pa.
Pickens, Joe <i>QB</i>	1993-94	Brooklyn, Ohio
Pickens, Marshall <i>C</i>	1924-25	Albemarle, N.C.
Pieczynski, Eddie <i>OE</i>	1972	Pittston, Pa.
Pierce, Devin <i>FB</i>	1997-98-99-2000	Boca Raton, Fla.
Pierre, Nicodem <i>RB</i>	2015	Miami, Fla.
Pina, J.J. <i>RB</i>	1990	Marion, Mass.
Pitt, Howard <i>E</i>	1951-52-53	Hertford, N.C.
Platt, Andreas <i>S</i>	2005	Greensboro, N.C.
Politan, Joe <i>OT</i>	1971-72	Houston, Pa.
Pollock, Brandon <i>CB</i>	1993-94-95-96	Irmo, S.C.
Poole, Jake <i>G, T</i>	1941-42, 45	Charlotte, N.C.
Poor, John <i>WR</i>	1983	Urbana, Ill.
Porreca, Nick <i>T, G</i>	1932-33-34	Gardner, Mass.
Port, Chris <i>OL</i>	1986-87-88-89	Wanaque, N.J.
Porter, Charles W. <i>C</i>	1923, 25	Asheville, N.C.
Porter, Charles <i>LB, DE</i>	1998-99-2000-01	Columbia, Md.
Post, Ed <i>HB</i>	1954-55	Slanhope, N.J.
Potts, Charles <i>E</i>	1960-61-62	Washington, N.C.
Powell, Calen <i>TE</i>	2001-02-03-04	Bellevue, Wash.
Powell, Maurice <i>DB</i>	1993	Hickory, N.C.
Powell, Shaquille <i>RB</i>	2012-13-14-15	Las Vegas, Nev.
Powers, Thomas <i>G, T</i>	1934-35-36	Rosemont, Pa.
Powers, Tom <i>TB, HB</i>	1949-50	Cumberland, Md.
Preston, Pat <i>T</i>	1943	Thomasville, N.C.
Price, Marquies <i>DE</i>	2015	Fort Valley, Ga.
Price, Zac <i>OT</i>	1979-80-81	Roanoke, Va.
Pridemore, Matt <i>CB, WR</i>	2007, 09-10	Gainesville, Ga.
Prince, Steve <i>QB</i>	1989-90-91-92	Roscoe, Ill.
Pritchard, Greg <i>DT</i>	1977-78-79	Ivyland, Pa.
Proszak, Barry <i>C</i>	1972-73	Lorain, Ohio
Prothro, Thompson <i>QB</i>	1939-40-41	Memphis, Tenn.
Pruitt, Robert <i>TB</i>	1975	Berwick, Pa.
Pugh, David <i>K</i>	1968-69-70	Lynchburg, Va.
Purdy, Geoff <i>DE</i>	1987	Bay Village, Ohio

## R • R • R

Rader, Matt <i>QB</i>	1996	Yardley, Pa.
Radloff, Ryan <i>DE</i>	2006-07	Hilton Head Island, S.C.
Raether, Harold <i>E</i>	1944	Toledo, Ohio
Rahming, T.J. <i>WR</i>	2015	Powder Springs, Ga.
Rainer, Mark <i>FB</i>	1943	Bellamy, Ala.
Ramsay, Mike <i>DT</i>	2014-15	Smymna, Ga.
Ramsey, Barry <i>G, FB</i>	1961-62	Marion, N.C.
Rappold, Walter <i>QB</i>	1960-61-62	Beckley, W. Va.
Rasheed, Dawud <i>FB</i>	1995-96-97-98	Birmingham, Ala.
Rawley, Curt <i>DT</i>	1969-70	Wellesley, Mass.
Ray, Billy <i>QB</i>	1989-90	Atlanta, Ga.
Rayner, Kellin <i>DT</i>	2014-15	Leland, N.C.
Recinella, Bill <i>T, G</i>	1955-56-57	Steubenville, Ohio
Redding, Clyde <i>T</i>	1941	Portsmouth, Ohio
Redding, Dick <i>LB</i>	1974	Blacksburg, Va.
Redmon, Tijan <i>RB</i>	1991-92-93-94-95	West Palm Beach, Fla.
Reed, Rick <i>TE</i>	1982-83-84-85	Virginia Beach, Va.
Reese, John <i>T</i>	1946-47-48-49	Berwyn, Md.
Reeves, David <i>TE</i>	2012-13-14-15	Greensboro, Ala.
Reider, Richard <i>HB, E</i>	1965, 66	La Porte, Ind.
Reilly, Jim <i>LB</i>	1975-76-77	Cincinnati, Ohio
Reitzel, Baxter <i>P, QB</i>	1924-25	Siler City, N.C.
Reks, Eriks <i>DE</i>	2009-10	Wrentham, Mass.
Renfree, Sean <i>QB</i>	2009-10-11-12	Scottsdale, Ariz.
Renneker, Michael <i>T</i>	1965-66-67	Columbus, Ohio
Respress, Clifford <i>DT</i>	2005-06-07-08	Barnesville, Ga.
Rey, Vincent <i>LB</i>	2006-07-08-09	Far Rockaway, N.Y.
Reynolds, William <i>HB</i>	1960-61-62	Charleston, W. Va.
Rhett, Greg <i>RB</i>	1977-78-79	Charlotte, N.C.
Rhoads, Tom <i>DB</i>	1988-89-90-91	Hilton Head, S.C.
Ribar, Frank <i>T, G</i>	1937-38-39	Alliquippa, Pa.
Ricca, John <i>DE</i>	1971-72-73	Bethesda, Md.
Rice, Chad <i>LB, DE</i>	2001-02	Asheville, N.C.
Rider, Garrett <i>S</i>	2012-13	Raleigh, N.C.
Riley, Eron <i>WR</i>	2005-06-07-08	Savannah, Ga.
Ringfield, Jeremy <i>WR, DE</i>	2007-08-09	Lovejoy, Ga.
Riordan, Bob <i>OG</i>	1977-78-79	La Grange, Ill.
Rising, Chris <i>LB</i>	1987-88-89	La Canada, Calif.
Rising, Matt <i>S</i>	2006	Los Angeles, Calif.
Ritz, Jason <i>LB</i>	1993-94-95	Drums, Pa.
Robb, Spencer <i>C</i>	1939	Athens, Tenn.
Roberson, Paul <i>HB</i>	1929	Robersonville, N.C.

Roberts, Anthony <i>FS</i>	2000-01-02	Henrico, N.C.
Robinson, Charles <i>LB</i>	2005-06-07-08	Sarasota, Fla.
Robinson, Cody <i>OG</i>	2013-14-15	McMinnville, Tenn.
Robinson, Roger <i>FB</i>	1938-39	Concord, Mass.
Robinson, Tielor <i>FB</i>	2006, 08	Greenwich, Conn.
Rochelle, Dave <i>FB</i>	1929	Waverly, Tenn.
Rogers, Lee <i>FB</i>	1975-76	New York, N.Y.
Rogers, Spencer <i>P</i>	2013	Los Altos, Calif.
Rogers, Thomas <i>E</i>	1931-32-33	Hinton, W. Va.
Rojas, Fred <i>OG</i>	1969-70	Miami, Fla.
Rojas, Kevin <i>LB</i>	2010-11	Raleigh, N.C.
Roland, Andy <i>TE</i>	2002-03-04-05	West Lawn, Pa.
Roland, Fred <i>OT</i>	2005-06-07-08	Hephzibah, Ga.
Romine, Spencer <i>QB</i>	1997-98-99-2000	Cullman, Ala.
Rose, John	1921	Franklinton, N.C.
Rose, Danny <i>DE</i>	1968	Florence, S.C.
Rose, Martin <i>G</i>	1953-54-55	Lawrence, N.Y.
Rose, Russ <i>G</i>	1943	Dallas, Texas
Rosenberg, David <i>WR</i>	1997	Lake Forest, Ill.
Roser, Vince <i>LB</i>	1973-74	Thomasville, N.C.
Rosky, Marcus <i>E</i>	1928-29-30	Chicago, Ill.
Rosoff, Cary <i>LB</i>	1974-75-76	Hicksville, N.Y.
Ross, Akil <i>LB</i>	1999-2000-01	Washington, D.C.
Rossell, Hank <i>DT</i>	1974-75-76	Collingswood, N.J.
Rossiter, Harry <i>E, HB</i>	1932-33	Arlington, Pa.
Roush, Luke <i>SS</i>	1997-98-99	Richmond, Va.
Rowe, Joe <i>LB</i>	1978-79-80	Alexandria, Va.
Royall, Ted <i>C</i>	1958-59	Clinton, N.C.
Rucker, Kinney <i>DL</i>	2007-08-09	Durham, N.C.
Rucker, Owe <i>FB</i>	1992	Athens, Ga.
Rudy, Oliver <i>HB</i>	1955-56	Petersburg, Va.
Ruff, Malcolm <i>FB, LB</i>	2002-03-04-05	Baltimore, Md.
Ruffa, Anthony <i>T</i>	1938-39-40	Washington, Pa.
Rumsey, Matt <i>C</i>	2004-05-06-07	Dunwoody, Ga.
Ruston, Eddie <i>HB</i>	1955-56-57	Roanoke, Va.
Rush, Taft <i>G</i>	1929	Laurinburg, N.C.
Russell, Scott <i>TE</i>	1981-82-83-84	Winston-Salem, N.C.
Rute, Robert <i>HB</i>	1941-42-43	Easton, Pa.
Rutherford, Don <i>OG</i>	1973	Bricktown, N.J.
Ruzic, Chris <i>DE</i>	1995-96-97	Colleyville, Texas
Rwabukamba, Chris <i>CB</i>	2007-08-09-10	Windsor, Ontario, Canada
Ryan, Frank <i>HB, TB</i>	1965-66-67	Garden City, Pa.
Ryan, Mike <i>OG</i>	1979	Hyannis, Mass.
Ryan, Steve <i>OL</i>	1984-85-86-87	Berwyn, Pa.
Rymiszewski, John <i>LB, FB</i>	1986-87-88	Alexandria, Va.

## S • S • S

Sacrinty, Otis <i>HB</i>	1943	Reidsville, N.C.
Saleeby, Boheeg <i>T</i>	1933	Salisbury, N.C.
Sallee, Brian <i>DT</i>	2005	Cobb, Calif.
Sally, Randy <i>DB</i>	1986-87-88-89	St. Louis, Mo.
Sally, Ron <i>QB</i>	1981, 84	St. Louis, Mo.
Sampson, Erwin <i>DB</i>	1988-89-90-91	Montclair, N.J.
Sanderfur, Glenn <i>TE</i>	1973-74-75-76-77	Cincinnati, Ohio
Sanders, Eric <i>FB</i>	1984-85-86-87	Quincy, Fla.
Sanders, Mario <i>DE, LB</i>	2014	Lyman, S.C.
Sandusky, Mike <i>OG</i>	1975-76-77	Annapolis, Md.
Santanna, Brad <i>SS, LB</i>	1999-2000	Harrisburg, Pa.
Sarmiento, Sydney <i>DT</i>	2010-11-12-13	Florence, S.C.
Satyshur, Dennis <i>OE, OB</i>	1969-70-71	Erie, Pa.
Sawyer, Ottis	1921	Gum Neck, N.C.
Saxton II, Alnozo <i>CB</i>	2014-15	Columbus, Ohio
Scales, Allen <i>DB</i>	1981-82, 84-85	Brentwood, Mo.
Scanlan, Eric <i>NG</i>	1995-96-97-98	Los Angeles, Calif.
Schafer, Pete <i>TB</i>	1967	Ramsey, N.J.
Scharrer, Jim <i>LB, DE</i>	2001-02-03	Erie, Pa.
Scheidt, Eric <i>OG</i>	1992-93-94-95	Howell, N.J.
Schirmann, Rob <i>OG</i>	2005-06-07-08	Cincinnati, Ohio
Schmidt, Kevin <i>C</i>	1997-98-99	Delaware, Ohio
Schmit, Dave <i>C, DT</i>	1973-74	Auburn, Pa.
Schneck, Tyrel <i>OG</i>	1973-74-75	Woodbury, N.Y.
Schneider, Erich <i>TE</i>	2012, 14-15	Jacksonville Beach, Fla.
Schneider, Mike <i>QB</i>	2003-04-05	Sharon, Pa.
Schnellenberger, Stuart <i>TE</i>	1979-80	Opa-locka, Fla.
Schock, Carl <i>T, G</i>	1931-32-33	New Rochelle, N.Y.
Schoenhoff, Andy <i>DE, NG</i>	1976-77-78	Cincinnati, Ohio
Schoettner, Mark <i>L</i>	1980	Cincinnati, Ohio
Schoettner, Steve <i>C</i>	1974-75	Cincinnati, Ohio
Schoonover, Dick <i>OT</i>	1978	Burlington, N.C.
Schreiber, Daniel <i>WR</i>	1984	Pittsburgh, Pa.
Schroeder, Sean <i>QB</i>	2011	Laguna Niguel, Calif.
Schunke, P.J. <i>OG</i>	1990-91-92-93	Franklin Lakes, N.J.
Sciulli, Joe <i>DT</i>	1969	Lorain, Ohio
Scott, Darryl <i>WR</i>	2001-02-03	Voorhees, N.J.
Scott, Desmond <i>RB, WR</i>	2009-10-11-12	Durham, N.C.

Scott, James <i>E</i>	1962-63-64	Bryn Mawr, Pa.
Scott, Preston <i>WR</i>	2011	Rochester, N.Y.
Scott, W.	1925	
Scoville, Warren <i>DT</i>	1991-92	Griffin, Ga.
Scudieri, Philip <i>G</i>	1956-57	Cicero, Ill.
Searl, Rich <i>DB, TB, QB</i>	1969-70-71	North Plainfield, N.J.
Self, Joe <i>FB, QB</i>	1950-51	Greensboro, N.C.
Sellers, Earle <i>HB</i>	1925	
Sensibaugh, Rodney <i>DB</i>	1973-74-75-76	Lockland, Ohio
Serravezza, William <i>OE, DE</i>	1965-66	Bronx, N.Y.
Settles, Tawambi <i>FS</i>	1994-95-96-97	Chattanooga, Tenn.
Shackford, James <i>HB</i>	1965	Oklahoma City, Okla.
Shaheen, Peter <i>FB</i>	2006	Rumson, N.J.
Shanahan, Kyle <i>WR</i>	1998	Englewood, Colo.
Shannon, Chris <i>LS</i>	2008, 10	Andover, Mass.
Shannon, Don <i>LB</i>	1973	Petersburg, Va.
Shannon, Ryan <i>WR</i>	2000	Agoura Hills, Calif.
Sharkey, Ed <i>C, T</i>	1944-45	Arcadia, Fla.
Sharpe, Khary <i>WR</i>	2001-02-03	Voorhees, N.J.
Shasby, Mike <i>QB, DB</i>	1964-65-66	Youngstown, Ohio
Shaw, Aaron <i>TE</i>	1989-90-91	Orlando, Fla.
Sheehan, Dan <i>WR</i>	1995	Jupiter, Fla.
Shepherd, Gannon <i>OT</i>	1996-97-98-99	Norcross, Ga.
Sherrill, Zander <i>T, G</i>	1949-50	Greensboro, N.C.
Sherrord, Brad <i>LB</i>	1990-91-92-93	Monroe, N.C.
Shinn, Robert <i>DE</i>	1968-69-70	Annandale, Va.
Shipp, Fred	1923	New Bern, N.C.
Shoonmaker, Fred <i>WB</i>	1949	Lander, Wyo.
Short, Charles <i>E</i>	1930	Charlotte, N.C.
Shute, Raymond	1923	Monroe, N.C.
Siegfried, Winston <i>FB</i>	1940-41	Richmond, Va.
Sime, Scott <i>FB</i>	1981-82-83-84	Key Biscayne, Fla.
Simons, Macon <i>G</i>	1924-25	Statesville, N.C.
Simmons, Perry <i>OT</i>	2010-11-12-13	Raleigh, N.C.
Simpson, Jimmy <i>C</i>	1920-21-22-23	Winston-Salem, N.C.
Simpson, William <i>E, G</i>	1963-64	Dublin, Va.
Singer, Phil <i>DB</i>	1968	Ft. Lauderdale, Fla.
Singleton, Deondre <i>S</i>	2013-14-15	Dacula, Ga.
Sink, Fred <i>T, G</i>	1942, 44	Lexington, N.C.
Sink, Joe <i>E</i>	1930-31	Lexington, N.C.
Sink, Nick <i>DE, DT, TE</i>	2011-12-13	Kernersville, N.C.
Sirk, Thomas <i>QB</i>	2014-15	Glen St. Mary, Fla.
Sitter, Jim <i>LB</i>	1995-96	Denver, Colo.
Skipworth, George <i>TB</i>	1947, 49	Columbus, Ga.
Skura, Matt <i>OG, C</i>	2012-13-14-15	Columbus, Ohio
Slade, Troy <i>WR</i>	1973-74-75	Burlington, N.C.
Slayden, Steve <i>QB</i>	1984-85-86-87	Atlanta, Ga.
Small, Glenn <i>TE</i>	1977-78	Charlotte, N.C.
Small, Jamyon <i>LB</i>	1999-2000-01-02	Pontiac, Mich.
Smathers, Pat <i>OG</i>	1975	Canton, N.C.
Smith, Adam <i>QB</i>	2001-02-03	Orinda, Calif.
Smith, Bill <i>DL</i>	1980-81-82-83	Lawrenceville, Ga.
Smith, B.J. <i>FB</i>	2004-05	Lawrenceville, Ga.
Smith, Bob <i>QB</i>	1944-45	Merchandise, N.J.
Smith, Bubba <i>LB</i>	1992-93-94	Fayetteville, N.C.
Smith, Charles <i>HB</i>	1950-51-52	Wilmington, N.C.
Smith, Fultz	1921-22-23	
Smith, Geoff <i>DL, OT</i>	1990-91, 93-94	Medford Lakes, N.J.
Smith, Gordon <i>T</i>	1945	Chattanooga, Tenn.
Smith, Harwood <i>FB, HB</i>	1935-36-37	Petersburg, Va.
Smith, Herman <i>E</i>	1942-43	Greensboro, N.C.
Smith, James <i>E, B</i>	1940-41-42	Hamilton, Ohio
Smith, James "Red" <i>HB</i>	1951-52-53	Winston-Salem, N.C.
Smith, Jared <i>LB</i>	1997	Roswell, Ga.
Smith, Lyman <i>DT</i>	1976-77	Glen Head, N.Y.
Smith, Nathan <i>E</i>	1946	Greensboro, N.C.
Smith, Ryan <i>WR</i>	2013-14-15	Las Vegas, Nev.
Smith, Terrell <i>S</i>	2000-01-02-03	Wingate, N.C.
Smith, Tracy <i>FB</i>	1984-85-86	Dallastown, Pa.
Smith, Walter <i>G</i>	1952-53	Raleigh, N.C.
Smith, William <i>G</i>	1945	Augusta, Ga.
Smith, Wyatt <i>CB</i>	1988-89-90-91	Greensboro, N.C.
Smith, Zach <i>LB</i>	2004-05	Suwanee, Ga.
Smithwick, Austin <i>OT</i>	1996-97-98-99	Washington, N.C.
Snead, Josh <i>RB</i>	2010, 12-13-14	Smithfield, N.C.
Snowberger, Donald <i>C</i>	1954	New Brighton, Pa.
Snow, David <i>RB</i>	1980-81	Wilmington, Del.
Snyder, Bruce <i>OG</i>	1972-73-74	Catasauqua, Pa.
Snyderwine, Will <i>K</i>	2009-10-11	Potomac, Md.
Sommers, Richard <i>QB, HB</i>	1950-51-52	Kingsport, Tenn.
Sommers, Richard N. <i>DB</i>	1975-76-77-78	Lexington, N.C.
Sorrell, Sonny <i>E</i>	1953-54-55	High Point, N.C.
Souchak, Michael <i>E</i>	1949-50	Berwick, Pa.
Sovereign, Mackenzie <i>QB</i>	2014	Traverse City, Mich.
Sowell, Taylor <i>S</i>	2012	Spartanburg, S.C.

Spada, Robert <i>E</i>	1958-59-60	Vineland, N.J.
Spangler, Robert <i>BB, QB</i>	1936-37-38	Newport News, Va.
Speacht, Gene <i>G</i>	1942	Altoona, Pa.
Spears, Hal <i>QB</i>	1973-74-75	Ironton, Ohio
Spears, Lee <i>FB</i>	1944	Lexington, N.C.
Spells, Darrell <i>LB</i>	1989-90-91-92	Richwood, Texas
Spoganetz, John <i>QB</i>	1972	Carteret, N.J.
Sprague, Chris <i>P</i>	2004-05	Irvine, Calif.
Spurrier, Steve <i>WR</i>	1992-93	Gainesville, Fla.
Stallings, Riley <i>E</i>	1954	Durham, N.C.
Stallmeyer, Mike <i>DT</i>	1992-93-94-95	Cincinnati, Ohio
Stallmeyer, Ryan <i>LB</i>	1996-97-98-99	Cincinnati, Ohio
Stanford, Kenneth <i>CB</i>	2001-02-03-04	Detroit, Mich.
Stanley, Buddy <i>G</i>	1955-56	Asheboro, N.C.
Staudinger, Ken <i>OT</i>	1977-78	Elmwood Park, N.J.
Stavins, Chuck <i>T</i>	1964-65	Niagara Falls, N.Y.
Stefanow, Nick <i>TE</i>	2004-05-06-07	Wheeling, W. Va.
Steinbaugh, Mike <i>NG</i>	1996-97-98-99	Pittsburgh, Pa.
Stephanz, Paul <i>RB, FB</i>	1944, 47-48-49	Jacksonville, Fla.
Stephens, Hal <i>HB</i>	1937	Morrisstown, Tenn.
Stephenson, Craig <i>LB</i>	1973-74	Wilmington, Del.
Stevenson, Harold <i>E</i>	1940	Elizabethtown, Tenn.
Stevenson, Quan <i>DB</i>	2013	High Point, N.C.
Stewart, Aaron <i>DB</i>	1980-81-82	Greensboro, N.C.
Stewart, Rodney <i>E</i>	1963-64-65	Burlington, N.C.
Stillman, Winslow <i>LB</i>	1972	Virginia Beach, Va.
Stoltz, Jerry <i>QB</i>	1962-63	Winston-Salem, N.C.
Stone, Tanner <i>OT</i>	2014-15	Dallas, Texas
Stoneback, Keith <i>LB</i>	1972-73-74	Lansdale, Pa.
Stopper, Mike <i>RB</i>	1979	Reading, Pa.
Storer, Moffat <i>HB</i>	1940-41-42	Wheeling, W. Va.
Stough, Glen <i>T</i>	1942	Irwin, Pa.
Strauss, Theodore <i>FB</i>	1946	Tallahassee, Fla.
Strojny, Drew <i>OT</i>	2000-01-02-03	Wrentham, Mass.
Stroud, Greg <i>DB</i>	1978-79	Mesa, Ariz.
Stubbs, Kris <i>CB, WR</i>	2007-08	Boynton Beach, Fla.
Stubbs, Pete <i>LB</i>	1982-83-84-85	Capitol Heights, Md.
Suglia, Mike <i>OG</i>	1976	Little Falls, N.J.
Surgan, Joe <i>K</i>	2005-06-07-08	Weston, Fla.
Sutton, Bert <i>FB</i>	1945	Brownsville, Pa.
Swalchick, George <i>QB</i>	1945, 47-48	Glover, Pa.
Swiger, Frank <i>HB</i>	1940	Martins Ferry, Ohio
Swofford, James <i>T</i>	1957-58-59	North Wilkesboro, N.C.
Swomley, Michael <i>E</i>	1965	Baltimore, Md.

## T • T • T

Tabron, Dennis <i>DB</i>	1978-79-80-81	Bunn, N.C.
Talley, John <i>CB</i>	2003-04-05-06	Duncan, S.C.
Talliaferro, Richard <i>E</i>	1935-36	Columbia, S.C.
Talton, Wade <i>T</i>	1941	Smithfield, N.C.
Tappas, Brandon <i>LB</i>	2004-05-06	Garland, Texas
Tarrall, Elmer <i>E, B</i>	1933-34	Norfolk, Va.
Tate, Cedric <i>WR</i>	1995	Avon Park, Fla.
Tauillili, Michael <i>LB</i>	2005-06-07-08	Houston, Texas
Taylor, Chris <i>WR</i>	2015	Miramar, Fla.
Taylor, Fred <i>G</i>	1929-30	New York City, N.Y.
Taylor, Wesley <i>G</i>	1921-22-23	Norwood, N.C.
Teander, Terron <i>DB</i>	1980-81-82	Cary, N.C.
Telge, Mark <i>HB, DB</i>	1965-66-68	Manchester, N.H.
Tepe, Louis <i>C</i>	1951-52	Englewood, N.J.
Terry, Dewayne <i>DB</i>	1984-85-86-87	Jacksonville, Fla.
Thieleman, David <i>LB</i>	1978-79	Pittsburgh, Pa.
Thomas, Corey <i>WR</i>	1994-95-96-97	Wilson, N.C.
Thomas, Desi <i>CB</i>	1995-96-97	Lake Worth, Fla.
Thomas, Sean <i>DB</i>	1990-91-92-93	Westerville, Ohio
Thomas, Tommy <i>RB</i>	1977-78-79-80	Winston-Salem, N.C.
Thomas, William <i>C</i>	1964	Fairfax, Va.
Thompson, Corey <i>WR</i>	2004	Atlanta, Ga.
Thompson, John <i>E</i>	1955-56-57	Dunn, N.C.
Thompson, Juwan <i>RB, LB</i>	2010-11-12-13	Fairburn, Ga.
Thompson, Kevin <i>QB</i>	1996-97-98-99	Thomasville, Ga.
Thompson, Mark <i>S</i>	2002-03	Moorestown, N.J.
Thompson, Orrin <i>DT</i>	2001-02-03	Charlotte, N.C.
Thompson, Paul <i>T</i>	1941	Reidsville, N.C.
Thompson, William <i>TB</i>	1970-71-72	Jacksonville, Fla.
Thorne, Robert <i>G</i>	1927-28-29	Littleton, N.C.
Thorne, Sam	1930	Littleton, N.C.
Thornton, Damian <i>LB</i>	2007-08-09-10	Lenoir, N.C.
Thornton, Paul <i>LB</i>	2008	Katy, Texas
Till, Harrison <i>LS</i>	2004	Wayne, N.J.
Tillery, Glenn <i>WR</i>	1980	Fayetteville, N.C.
Tilley, Emmett <i>LB</i>	1979-80-81-82	Durham, N.C.
Tinnell, John <i>FB</i>	1959-60-61	Highland Springs, Va.
Tipton, Eric <i>FB, HB</i>	1936-37-38	Petersburg, Va.

Tipton, Greg <i>LB</i>	2008	Goldsboro, N.C.
Todd, Stuart <i>OG</i>	1970-71-72	Chatham, Va.
Tolish, John <i>WR, P</i>	1981-82-83-84	Brentwood, Mo.
Tomancheck, James <i>DT</i>	1970, 71	Charlotte, N.C.
Tomlinson, Laken <i>OG</i>	2011-12-13-14	Chicago, Ill.
Topping, Tom <i>T</i>	1955-56-57	Roanoke Rapids, N.C.
Torrance, Ralph <i>G</i>	1952-53-54	Macon, Ga.
Torrey, Tom <i>OG</i>	1971	Republic, Pa.
Transou, Tripp <i>WR</i>	1981	Greensboro, N.C.
Trapani, Bert <i>E</i>	1943	Savannah, Ga.
Travelstead, Malcolm <i>T</i>	1965-66-67	Baltimore, Md.
Treston, Chris <i>LB</i>	1989-90-91	West Chester, Pa.
Trezvant, Josh <i>WR, S</i>	2009-10-11	Morrilton, Ark.
Trice, David <i>QB, DB</i>	1968-69	Charlottesville, Va.
Trice, Raymond <i>TE</i>	1981-82-83	Atlanta, Ga.
Troxell, Harry <i>G</i>	1941-42	Northumberland, Pa.
Troy, Ballard <i>E</i>	1923, 25	Durham, N.C.
Tulacro, Brett <i>OT</i>	1986-87-88-89	Darien, Conn.
Turner, J. Denis <i>DT</i>	1973-74	Philadelphia, Pa.
Turner, Terry <i>LB</i>	1983	North Miami, Fla.
Tuttle, Lee <i>FB</i>	1925	Lenoir, N.C.
Tuttle, Robert	1926	Newton, N.C.
Tyson, Jimmy <i>LB</i>	1979-80-81	Wingate, N.C.

## U • U • U

Uible, David <i>QB</i>	1962-63	Shaker Heights, Ohio
Umbel, Dan <i>C</i>	1996-97-98-99	Miami, Fla.
Unser, Albert <i>DB, OG</i>	1968	Chesapeake, Va.
Unser, Dave <i>E</i>	1959-60-61	Norfolk, Va.
Upshaw, Larry <i>WR</i>	1973-74-75	Coffeyville, Kan.
Urso, Mike <i>DB</i>	1988-89-90	West Orange, N.J.
Ussery, Thomas <i>DE</i>	1970, 72	Ridgeway, Va.
Ult, Garrett <i>TE</i>	2010	Atlanta, Ga.

## V • V • V

Vain-Callahan, Eammon <i>RB</i>	2015	Severna Park, Md.
Vann, Art, III <i>DB, HB</i>	1965-66-67	Durham, N.C.
VanNorman, John <i>DT</i>	1970	Durham, N.C.
Varnar, Donovan <i>WR</i>	2008-09-10-11	Miami, Fla.
Verille, Michael <i>TB</i>	1997-98	Orlando, Fla.
Vernon, Conner <i>WR</i>	2009-10-11-12	Miami, Fla.
Verona, Mike <i>RB</i>	1989-90	Murrysburg, Pa.
Viau, Louis <i>FB</i>	1948-49	New Orleans, La.
Virgin, Edward <i>T</i>	1965	Ft. Lauderdale, Fla.
Volk, Eric <i>DB</i>	1986-87-88-89	Glen Arm, Md.
Vowels, Robert <i>LB</i>	1979	Atlanta, Ga.

## W • W • W

Wade, Alex <i>FB</i>	2000-01-02-03	Newtown, Pa.
Waffle, David <i>DT</i>	1990-91-92-93	Fredericksburg, Va.
Walker, Chuck <i>T</i>	1961-62-63	Allison Park, Pa.
Wall, Fletcher <i>C</i>	1943-46-47	Lexington, N.C.
Wallace, Damon <i>OL</i>	1993-94	Hampton, Va.
Wallace, Jamal <i>DE, DT</i>	2011-12-13-14	Virginia Beach, Va.
Walston, Drew <i>QB</i>	1982-83-84-85	College Park, Ga.
Walter, Brian <i>DT</i>	1982-83-84-85	Deerfield, Ill.
Ward, Harry <i>E, LB</i>	1982-83-84-85	Norwood, Mass.
Ward, Thurman 'Jule' <i>HB</i>	1933-34-35	Galax, Va.
Warren, L. 'Nick' <i>E</i>	1927-28-29	Durham, N.C.
Warrick, Demetrius <i>DT, OT</i>	2002-03-04-05	Wilmington, Del.
Wartman, William <i>HB</i>	1940-41	Charlotte, N.C.
Watkins, Brandon <i>WR</i>	2013	Durham, N.C.
Watkins, Tyree <i>WR</i>	2010-11	Camden, N.J.
Watson, Benjamin <i>TE</i>	1999	Rock Hill, S.C.
Watts, John <i>LB</i>	2012	Gastonia, N.C.
Weatherby, Carlton <i>T</i>	1926-27	Faison, N.C.
Weaver, Charles <i>QB</i>	1925-26-27	Winston-Salem, N.C.
Weaver, Joe <i>OG</i>	1977-78	Eltrick, Va.
Weidman, Robert, Jr. <i>FB</i>	1962	Richmond, Va.
Wells, Sidney <i>CB</i>	1992-93-94-95	Jacksonville, Fla.
Welsh, Dan <i>LB</i>	1980-81	Andover, Mass.
Wentz, Earle <i>E</i>	1932-33-34	Schofield, Va.
Wenzel, Bob <i>LB, DE</i>	1969-70	Toledo, Ohio
Werner, Albert <i>G</i>	1930-31-32	Durham, N.C.
West, Ed <i>E</i>	1933-34-35	Weaverville, N.C.
Westfall, Lake <i>DE</i>	1979	Fredericksburg, Va.
Whitaker, Nathan <i>P</i>	1990	Gainesville, Fla.
White, Cliff <i>WR</i>	1988	Elizabeth, N.J.
White, DeAndre <i>LB</i>	2002-03-04-05	Suffolk, Va.
White, John <i>WR</i>	1983-84	Irving, Texas
White, T.C. <i>TB</i>	1993	Elizabeth City, N.C.
White, Wes <i>OT</i>	1997-98-99-2000	Gilbert, W. Va.
Whitener, Paul <i>FB</i>	1934	Hickory, N.C.
Whitley, Elbert <i>E</i>	1952	Albemarle, N.C.

Whyte, Les <i>T</i>	1944	Princeton, N.J.
Widener, Paul <i>E</i>	1960-61-62	Westminster, Md.
Wiesley, Bruce <i>E, DE</i>	1964-65-66	Darien, Conn.
Wigal, Mark <i>WR</i>	2002-03-04	Morgantown, W. Va.
Wiggins, Chris <i>DL</i>	1994	La Grange, N.C.
Wild, Glenn <i>TB, QB</i>	1949-50-51	Pittsburgh, Pa.
Wiley, Steve <i>TE</i>	1978	Medford Lakes, N.J.
Wilkerson, Nick <i>NG</i>	2000	Franklin, Ga.
Wilkinson, Jay <i>HB, QB</i>	1961-62-63	Norman, Okla.
Wilkinson, Scott <i>NG</i>	1982-83-84	Leavenworth, Kan.
Wilks, Letavious <i>TB</i>	1996-97-98-99	Crestview, Fla.
Williams, Alex <i>LB</i>	2003-04-05-06	Dublin, Ga.
Williams, Alfred <i>LB</i>	2005-06-07	College Park, Ga.
Williams, Benjamin <i>FB</i>	1947	Oxford, N.C.
Williams, Deion <i>LB, DE</i>	2012-13-14-15	Long Beach, Calif.
Williams, Fonda <i>DB</i>	1985-86-87, 89	Canton, Ohio
Williams, G.H. <i>T</i>	1943	West Memphis, Ark.
Williams, Glenn <i>CB</i>	2005-06-07-08	Baltimore, Md.
Williams, Johnny <i>WR, CB</i>	2008-09-10-11	St. Stephens, Ala.
Williams, Kenneth <i>C</i>	1960-61-62	Lexington, N.C.
Williams, Matt <i>OT</i>	1991-92-93-94	Birmingham, Ala.
Williamson, Chuck <i>RB</i>	1973-74-75-76	Willingboro, N.J.
Willoughby, Jack <i>K</i>	2014	Princeton, N.J.
Wilson, Gary <i>HB, FB</i>	1960-61	Alliance, Ohio
Wilson, J. Page <i>FB</i>	1965-66	Durham, N.C.
Wilson, Jack <i>HB</i>	1959-60-61	Raleigh, N.C.
Wilson, James <i>T</i>	1967	Gainesville, Fla.
Wilson, Kevin <i>DT</i>	2003-04	Riverdale, Ga.
Wilson, Marc <i>WR</i>	1994-95-96	Barrington, Ill.
Wilson, Shaun <i>RB</i>	2014-15	Charlotte, N.C.
Wilson, Rusty <i>OG</i>	2000-01-02-03	Britton, Mich.
Winslow, W. Ronald <i>C</i>	1963	Asheboro, N.C.
Winstead, Harold <i>DB</i>	1980-81-82, 84	Portsmouth, Va.
Winters, Gil <i>DE</i>	1991-92-93	Willingboro, N.J.
Winters, Gus	1923	
Winterson, Alex <i>T</i>	1938-39-40	Hempstead, N.Y.
Wise, Jack <i>WR</i>	2012, 14	Rumson, N.J.
Wispelwey, Chris <i>QB</i>	2001-02-03	Pompton Plains, N.J.
Withrow, William <i>HB</i>	1959	Charleston, W. Va.
Witzel, Fred <i>QB</i>	1943	Maplewood, N.J.
Wolcott, Scott <i>K</i>	1977	Greenville, N.C.
Wolf, A.J. <i>DT</i>	2013-14-15	Greenwich, Conn.
Wolfe, Garland <i>G</i>	1943-44	Greensboro, N.C.
Wolfe, Jim <i>FB</i>	1942-43	Greensboro, N.C.
Wood, Ryan <i>WR</i>	2005-06-07-08	Buford, Ga.
Wood, Tony <i>OT</i>	1974-75	Brockton, Mass.
Woods, Howard <i>DB</i>	1983-84-85	Detroit, Mich.
Woodall, Al <i>QB</i>	1966-67	Erwin, N.C.
Woodard, C.J. <i>S</i>	2002-03-04-05	Henderson, N.C.
Woodruff, Jonathan <i>LB, DE</i>	2011-12-13-14	Waldorf, Md.
Worley, Jay <i>OL</i>	1986-87-88	Smyrna, Ga.
Worthington, Jim <i>LB</i>	1985-86-87-88	Pierson, Fla.
Wray, Carlos <i>DT</i>	2012-13-14-15	Shelby, N.C.
Wright, David <i>PK</i>	1970-71	St. Louis, Mo.
Wright, Dean <i>HB</i>	1959-60-61	Coral Gables, Fla.
Wright, Jason <i>WR</i>	2004-05-06-07	Duncan, S.C.
Wright, Leon <i>CB</i>	2006-07-08-09	St. Petersburg, Fla.
Wright, Ray <i>RB, WR</i>	1991-92-93-94	Hurst, Texas
Wuchina, Joseph <i>G, T</i>	1959-60	Midland, Pa.
Wyatt, Robert <i>HB</i>	1961-62	Durham, N.C.
Wyrick, Harvey	1926	

## Y • Y • Y

Yates, Earl <i>G, T</i>	1963-64-65	Hamlet, N.C.
Yellott, Dan <i>NG</i>	1978-79-80-81	Smithsburg, Md.
Yorke, Fred <i>G, T</i>	1936-37-38	War, W. Va.
Youmans, Corren <i>P, E</i>	1949-50	Miami, Fla.
Youmans, Murray <i>DL</i>	1982-83, 85-86	Whitsett, N.C.
Youmans, Scott <i>DT</i>	1989-90-91, 93	Gibsonville, N.C.
Young, Chancellor <i>WR</i>	2004	Woodinville, Wash.
Young, James <i>T</i>	1947-48-49-50	Massillon, Ohio
Young-Wiseman, Anthony <i>S</i>	2010-11-12-13	Bethesda, Md.

## Z • Z • Z

Ziegler, Bill <i>TE</i>	1977	Pompton Plains, N.J.
Zielinski, Matt <i>LB, NG</i>	2000-01-02-03	East Amherst, N.Y.
Zirkle, Fred <i>E, DT</i>	1965, 67-68	Blacksburg, Va.
Zuanich, John <i>LB</i>	1992-93-94-95	La Jolla, Calif.
Zuker, Fred <i>DT</i>	1966	Chattanooga, Tenn.
Zuberer, Bud <i>TE</i>	1987-88-89	Wayne, N.J.
Zwirko, Bob <i>DB, TB</i>	1969-70-71	Holyoke, Mass.

## ALL-TIME CAPTAINS

1888	W.A. Johnston	1970	Dick Biddle	1999	Chris Combs
1889	S.J. Durham		Leo Hart		Eric Jones
1890	Robert L. Durham	1971	Lanny Murdock		Scottie Montgomery
1891	Tom Daniels		Dennis Satyshur		Austin Smithwick
1892	W.W. Flowers		Rich Searl	2000	Troy Andrew
1893	Alphonso Avery, Jr.	1972	Dale Grimes		Troy Austin
1894	Plato Durham		Bill Hanenberg		Todd DeLamielleure
1920	Braxton Jones		Steve Jones		Spencer Romine
1921	Richard Leach	1973	Mark Johnson	2001	Ben Erdeljac
1922	Tom Neal		John Ricca		Ronnie Hamilton
1923	Jimmy Simpson		Keith Stoneback		Mike Hart
1924	Game-by-game	1974	Mike Bomgardner		Nate Krill
1925	Fred Grigg		Keith Stoneback	2002	Ryan Fowler
1926	James Thompson	1975	Ernie Clark		Jamyon Small
1927	C.C. Bennett		Dave Meier		Drew Strojny
1928	Roy Hunter		Hal Spears	2003	Ryan Fowler
1929	Henry Kistler	1976	Tony Benjamin		Terrell Smith
1930	Lee Davis		Billy Bryan		Drew Strojny
1931	Kidd Brewer		Bob Grupp		Alex Wade
1932	Lowell Mason	1977	Frank DeStefano	2004	Giuseppe Aguanno
1933	Carl Schock		Jeff Green		Phillip Alexander
1934	Jack Dunlap	1978	Mike Dunn		Chris Dapolito
1935	James Johnston		Carl McGee		Kenneth Stanford
1936	Ace Parker		Dan Brooks	2005	Phillip Alexander
1937	Woodrow Lipscomb	1979	Craig Hoskins		Brendan Dewan
1938	Dan Hill		Bob Riordan		Ronnie Elliott
	Eric Tipton	1980	Ed Brown	2006	Casey Camero
1939	Allen Johnson		Dennis Tabron		Eli Nichols
1940	Alex Winterson	1981	Greg Bamberger		John Talley
1941	Bob Barnett		Cedric Jones	2007	Patrick Bailey
1942	Jim Smith		Dennis Tabron		Chris Davis
1943	Game-by-game		Dan Yellott		Matt Rumsey
1944	Gordon Carver	1982	Robert Oxendine		Jomar Wright
1945	Ernie Knotts		Emmett Tilley	2008	Greg Akinbiyi
	Kelley Mote	1983	Phil Ebinger		Re'quan Boyette
1946	Bill Milner	1984	Johnny Hill		Cameron Goldberg
1947	Ben Cittadino		<sup>c</sup> Scott Russell		Vincent Rey
1948	Al DeRogatis		<sup>c</sup> Ron Sally		Eron Riley
1949	Louis Allen	1985	Pete Stubbs		Tielor Robinson
1950	Billy Cox	1986	Paul Constantino		Michael Tauiliili
1951	James Gibson		Mike Junkin		Glenn Williams
1952	Louis Tepe	1987	Jason Cooper	2009	<sup>a</sup> Re'quan Boyette
1953	Howard Pitt		Dave Demore		Thaddeus Lewis
1954	Jerry Barger		Wayne Terry		<sup>a</sup> Vince Oghobaase
1955	Jesse Birchfield	1988	Wayne Charles		<sup>a</sup> Ayanga Okpokowuruk
1956	Buddy Bass		Anthony Dilweg		Vincent Rey
1957	Hal McElhaney		Jeff Patten		<sup>a</sup> Leon Wright
	<sup>a</sup> Tom Topping	1989	John Howell	2010	Abraham Kromah
1958	Pryor Millner		Carey Metts		Bryan Morgan
	<sup>a</sup> George Dutrow	1990	Randy Jones		Chris Rwabukamba
1959	Mike McGee		Chip Nitowski	2011	Matt Daniels
	<sup>a</sup> Don Denne		Erwin Sampson		Charlie Hatcher
1960	Art Browning		Mike Urso		Kyle Hill
	<sup>a</sup> Butch Allie	1991	Pete Petroff		Sean Renfree
1961	Jack Wilson		Erwin Sampson	2012	Walt Canty
	<sup>a</sup> Dave Unser	1992	Randy Cuthbert		Ross Cockrell
1962	Johnny Markas		Darrell Spells		Sean Renfree
	<sup>c</sup> Walt Rappold	1993	Steve Alderfer		Conner Vernon
	<sup>h</sup> Bobby Wyatt		Robert Baldwin	2013	Anthony Boone
1963	Chuck Walker		Brad Sherrod		Ross Cockrell
	<sup>a</sup> Jay Wilkinson		Scott Youmans		Justin Foxx
1964	Dan Lonon	1994	Zaid Abdul-Aleem		Dave Harding
	<sup>a</sup> J.V. McCarthy		Robert Baldwin		Juwan Thompson
1965	John Gutekunst		Matt Williams	2014	Kelby Brown
	<sup>a</sup> Chuck Drulis	1995	Spence Fischer		Anthony Boone
	<sup>a</sup> John McNabb		Jon Merrill		Jeremy Cash
1966	Bob Matheson	1996	Gerald Ford		Jamison Crowder
	Mike Shasby		Billy Granville		Laken Tomlinson
1967	Bob Foyle		John Krueger	2015	Jeremy Cash
	Mike Murphy	1997	Chike Egbuniwe		Matt Skura
1968	J.B. Edwards		Jeff Hodrick		
1969	Jim Dearth	1998	Lennie Friedman		
			Dawud Rasheed		
			Eric Scanlan		

<sup>a</sup>Alternate captain<sup>c</sup>Co-captain<sup>h</sup>Honorary captain

## All-TIME ASSISTANT COACHES

Aldridge, Miles	1983-84	Knotts, Doug	1958-65
<b>Albert, Ben</b>	<b>2016</b>	Knotts, Tom	2004
Allison, Rodney	1984-86	<b>Knowles, Jim</b>	<b>2010-16</b>
Anderson, Gary	1979	Koenning, Jr., Les	1998
Anderson, Scott	1990-93	Kupec, Dick	1973-74
Austin, Edward	1949	Landon, Mark	1978-80
Azzinaro, Jerry	2004-06	Latina, John	2012-15
Beckish, Larry	1995-97	Lewis, Cliff	1995
Bell, Richard	1983-87	Limbaugh, Tommy	1983-86
Bennett, Ben	1999-2000	London, Charles	2006
Bohl, Craig	1994	Long, Jeff	1986
Bossons, Bob	1957, 71-74	Lubick, Matt	2010-12
Bowden, Tommy	1983-86	Luke, Matt	2008-11
<b>Boyette, Re'quan</b>	<b>2013-16</b>	MacIntyre, Mike	2008-09
<b>Bridge, Jim</b>	<b>2016</b>	Matheson, Bob	1981-82
Broadway, Rod	1981-94	Matous, Ken	1994-98
Brown, Marvin	1987-92	McCrone, Ron	1983-84
Brown, Mickey	1979-82	McElhaney, Harold	1964-65
Brown, Scott	1996-2007	McGee, Jerry	1971-75
Brush, Bob	1975-76	McGee, Mike	1964-65
Caldwell, Herschel	1930-71	McGeorge, Rich	1981-82, 87-89, 2002-03
Cameron, Eddie	1930-41, 46-50	McInerney, Jeff	1994-95
Chatham, Fred	1989-2005	McNabb, John	1972-73
Cleary, Walt	1971	McWhorter, Mac	1990
Clyburn, Louis	2001-03	Middleton, Ron	2008-12
Coachys, Rich	1987	Million, Ted	1991-93
Collins, Jim	1985-89, 2008-15	Montgomery, Scottie	2006-09, 13-15
Como, Rich	1983-85	Moon, Lee	1973-75
Cox, Robert	1943-70	O'Boyle, Thomas	1951-58
Creehan, Dennis	2001-02	O'Brien, Bill	2005-06
Crisson, Stan	1966-70	Pancoast, Brad	1974-75
Crook, Monty	1983-84	Parker, Ace	1947-65
Cropp, John	1983	Pearman, Danny	2007
D'Alessandris, Joe	1997-2001	Petri, Rick	2012-14
DeForest, Joe	1994-2000	Phillips, Oliver	1979-82
DeLamielleure, Joe	1996-2000	Pierson, Marty	1951-65, 71
Edwards, George	1996	Potter, Harvey	1943-45
Emory, Ed	1977	Pry, Jim	2001-03
Faircloth, Bill	1976-77	Robinson, Joe	1971-72
Falcone, Carmen	1946-72	Roof, Ted	1990-93, 2002-03
<b>Faris, Jeffrey</b>	<b>2014-16</b>	Roper, Kurt	2008-13
Forte, Mo	1976-77	<b>Roper, Zac</b>	<b>2008-16</b>
Franks, Carl	1987-89	Sanders, Bob	1985-89
Galbraith, Marty	2004	Sanders, Carl	1979-80
Geis, Buddy	1993	Sanders, E.T.	1930
Gibbs, Alex	1969-70	Satyshur, Dennis	1974-75
Gillespie, J.S.	1973	Senter, Brad	1982
<b>Guerrieri, Matt</b>	<b>2015-16</b>	Sherrod, Brad	1997-2007
Guy, John	1978-80	Slaughter, Roger	1981-82
Gonzales, Jimmy	1994-95	Snyder, Ron	1970
Gutekunst, John	1967-78, 2007	Spencer, Glenn	2004-07
Haglan, Dennis	1976-77	Spurrier, Steve	1980-82
Hagler, Ellis	1930-56	Stanley, Dennis	1939-45
Hall, Jack	1965-68	Story, Sam	1977-82
Hammerschmidt, Dan	1988-93	Strahm, Dale	1990-93
Harris, Bishop	1973-75	Strollo, John	2005-07
Hart, Leo	1975-76	Thomas, Mark	1985-86
Harvey, Bill	1961-65	Thompson, Larry	1971-72, 77-80
Haupt, Dale	1977	Tilson, W.E.	1928-30
Heimerdinger, Mike	1994	Timer, Sam	1966-69
Helton, Clay	1996	Towers, Dick	1974-76
Hendrickson, Horace	1949-50	Trott, Bob	1996-2001
Hennemier, John	1946-48	Urick, Max	1971-73
Hetrick, Jacque	1966-70	Vaas, Peter	2007
Hickman, William	1950	Voyles, Carl	1931-38
Hill, Aubrey	1999-2003	Walker, Chuck	1976
Hill, George	1966-70	Ward, T.R. Jule	1936-37
Hobby, Marion	2008-10	Williams, Greg	1995
Hopkins, Dick	1981-82	Williamson, Eddie	1978-82
Hunter, Harold	1966-70	Wilson, Barry	1987-89
Johnson, Rick	1988	Wilson, Eddie	1972-73, 90-93
<b>Johnson, Marcus</b>	<b>2016</b>	Wilson, Red	1977
<b>Jones, Derek</b>	<b>2008-16</b>	Yanowsky, Don	2003-05
Karmazin, Mike	1948-50	Yoshida, Cliff	1978-80
Kelly, David	2004-05	Younglin, Ted	1959-63
Kemp, Dick	1977-79	Zernhelt, John	1994-95
Kerr, Larry	2006-07		



## HONORS &amp; AWARDS

## All-America

1932	Fred Crawford, T	AP <sup>2</sup> , UPI <sup>2</sup>
1933	Fred Crawford, T	AP <sup>1</sup> , NEA <sup>1</sup> , CL <sup>1</sup>
1934	Jack Dunlap, G	LIB <sup>3</sup>
1934	Earle Wentz, E	LIB <sup>2</sup>
1935	Ace Parker, HB	NEA <sup>2</sup> , AP <sup>3</sup> , UPI <sup>3</sup> , LIB <sup>3</sup>
1936	Joe Brunansky, T	WIL <sup>3</sup>
1936	Ace Parker, HB	AP <sup>1</sup> , UPI <sup>1</sup> , HRT <sup>1</sup> , WC <sup>1</sup> , NEA <sup>2</sup>
1937	Joe Brunansky, T	NEA <sup>2</sup>
1937	Elmore Hackney, QB	NEA <sup>2</sup>
1938	Dan Hill, C	NEA <sup>1</sup> , LIB <sup>1</sup> , HRT <sup>1</sup> , WC <sup>1</sup> , AP <sup>2</sup> , UPI <sup>2</sup>
1938	Eric Tipton, FB	UPI <sup>2</sup> , NEA <sup>3</sup>
1939	George McAfee, HB	AP <sup>2</sup> , NEA <sup>2</sup> , UPI <sup>2</sup>
1939	Frank Ribar, T	HRT <sup>2</sup> , AP <sup>3</sup>
1940	Tony Ruffa, T	AP <sup>2</sup> , LIB <sup>2</sup> , WIL <sup>2</sup> , UPI <sup>3</sup>
1941	Mike Karmazin, T	LIFE <sup>2</sup> , AP <sup>3</sup> , NEA <sup>HM</sup>
1941	Steve Lach, HB	CL <sup>1</sup> , NEA <sup>1</sup> , LIB <sup>1</sup> , AP <sup>2</sup> , UPI <sup>2</sup> , LIFE <sup>2</sup>
1941	Bob Barnett, C	WIL <sup>3</sup> , AP <sup>HM</sup>
1941	Bob Gantl, E	AP <sup>HM</sup>
1941	Tom Davis, HB	AP <sup>HM</sup>
1941	Pete Goddard, G	AP <sup>HM</sup>
1941	Alex Plasecky, E	AP <sup>HM</sup>
1942	Bob Gantl, E	FN <sup>1</sup>
1943	Bob Gantl, E	UPI <sup>1</sup> , INS <sup>2</sup> , AP <sup>HM</sup> , TSN <sup>HM</sup>
1943	Bill Milner, G	NYS <sup>1</sup> , AP <sup>HM</sup> , SN <sup>HM</sup> , UPI <sup>HM</sup>
1943	Pat Preston, T	AP <sup>1</sup> , INS <sup>1</sup> , UPI <sup>HM</sup>
1943	Tom Davis, HB	AP <sup>HM</sup> , UPI <sup>HM</sup>
1943	Buddy Luper, HB	AP <sup>HM</sup> , UPI <sup>HM</sup>
1943	Benny Cittadino, E	AP <sup>HM</sup> , UPI <sup>HM</sup>
1943	Jim Myers, G	AP <sup>HM</sup> , UPI <sup>HM</sup>
1944	Tom Davis, HB	AP <sup>3</sup> , UPI <sup>HM</sup>
1944	Garland Wolfe, G	UPI <sup>HM</sup>
1944	Ernie Knotts, G	AP <sup>HM</sup> , UPI <sup>HM</sup>
1944	John Kerns, T	AP <sup>HM</sup> , UPI <sup>HM</sup>
1944	Frank Irwin, T	AP <sup>HM</sup>
1944	Gordon Carver, HB	AP <sup>HM</sup>
1945	George Clark, HB	FC <sup>1</sup> , AP <sup>HM</sup>
1945	Ernie Knotts, G	FC <sup>2</sup> , FW <sup>3</sup> , AP <sup>HM</sup>
1945	Kelley Mote, E	AP <sup>HM</sup>
1946	Bill Milner, G	AP <sup>1</sup> , SN <sup>1</sup> , FC <sup>2</sup> , FW <sup>2</sup>
1947	Fred Folger, WB	UPI <sup>HM</sup>
1948	Al DeRogatis, T	TRIB <sup>1</sup>
1949	Louis Allen, T	AP <sup>3</sup>
1949	Billy Cox, HB	AP <sup>HM</sup>
1950	Billy Cox, HB	CL <sup>1</sup>
1950	Blaine Earon, E	AP <sup>1</sup>
1951	Red Smith, HB	CL <sup>1</sup>
1952	Ed Meadows, T	CL <sup>1</sup>
1953	Bob Burrows, G	AP <sup>3</sup> , UPI <sup>HM</sup>
1953	Ed Meadows, T	FW <sup>1</sup> , FBD <sup>1</sup> , WIL <sup>1</sup> , UPI <sup>2</sup>
1953	Red Smith, HB	WIL <sup>HM</sup> , UPI <sup>HM</sup>
1953	Johnny Palmer, C	UPI <sup>HM</sup>
1955	Bob Pascal, HB	WIL <sup>1</sup>
1956	Hal McElhaney, FB	AP <sup>HM</sup>
1956	Sidney DeLoatch, T	UPI <sup>HM</sup> , AP <sup>HM</sup>
1956	Sonny Jurgensen, DB	AP <sup>HM</sup>
1956	Buddy Bass, HB	AP <sup>HM</sup> , UPI <sup>HM</sup>
1957	Roy Hord, T	WIL <sup>1</sup> , INS <sup>2</sup> , NYN <sup>2</sup> , UPI <sup>2</sup> , AP <sup>HM</sup> , NEA <sup>HM</sup>
1957	Tom Topping, T	FW <sup>1</sup> , AP <sup>3</sup> , NEA <sup>3</sup> , WIL <sup>HM</sup> , FC <sup>HM</sup> , UPI <sup>HM</sup>
1957	Hal McElhaney, FB	AP <sup>HM</sup> , FC <sup>HM</sup> , UPI <sup>HM</sup> , WIL <sup>HM</sup>
1957	Wray Carlton, HB	AP <sup>HM</sup> , NEA <sup>HM</sup> , UPI <sup>HM</sup>
1957	George Dutrow, HB	WIL <sup>HM</sup>
1957	Dave Hum, E	UPI <sup>HM</sup>
1958	Wray Carlton, HB	UPI <sup>HM</sup>
1958	Mike McGee, G	UPI <sup>HM</sup>
1959	Mike McGee, G	FW <sup>1</sup> , TIME <sup>1</sup> , NEA <sup>2</sup> , WIL <sup>2</sup> , SN <sup>2</sup> , UPI <sup>3</sup>
1960	Dwight Bumgarner, E	AP <sup>3</sup>
1960	Tee Moorman, E	FW <sup>1</sup> , FN <sup>1</sup> , FC <sup>2</sup> , NEA <sup>2</sup> , UPI <sup>2</sup>
1961	Art Gregory, T	AP <sup>2</sup>
1962	Jean Berry, G	FW <sup>1</sup> , WIL <sup>2</sup> , FW <sup>3</sup>
1962	Art Gregory, T	AP <sup>2</sup> , WIL <sup>HM</sup> , UPI <sup>HM</sup> , NEA <sup>HM</sup>
1962	Mike Curtis, FB	AP <sup>HM</sup> , WIL <sup>HM</sup>
1962	Billy Futrell, HB	NEA <sup>HM</sup>
1962	Johnny Markas, G	WIL <sup>HM</sup>
1963	Jay Wilkinson, HB	FW <sup>1</sup> , FC <sup>1</sup> , UPI <sup>1</sup> , AP <sup>2</sup> , WIL <sup>2</sup> , NEA <sup>3</sup>
1963	Stan Crisson, E	AP <sup>HM</sup> , NEA <sup>HM</sup> , UPI <sup>HM</sup> , WIL <sup>HM</sup>
1963	Scotty Glacken, QB	AP <sup>HM</sup>
1964	Mike Curtis, FB	NEA <sup>3</sup>
1964	Dan Lonon, T	AP <sup>HM</sup>
1964	J.V. McCarthy, T	AP <sup>HM</sup>
1965	Jay Calabrese, FB	AP <sup>HM</sup>
1965	Chuck Drulis, E	AP <sup>HM</sup>

1965	Bill Jones, T	AP <sup>HM</sup>
1965	Bob Matheson, LB	AP <sup>HM</sup>
1965	John McNabb, G	AP <sup>HM</sup>
1965	Chuck Stavins, T	AP <sup>HM</sup>
1966	Bob Matheson, LB	AP <sup>1</sup> , SN <sup>1</sup> , TIME <sup>1</sup> , FBD <sup>2</sup> , HLM <sup>2</sup>
1966	Dave Dunaway, E	AP <sup>HM</sup>
1967	Andy Beath, E	AP <sup>HM</sup>
1967	Bob Foyle, G	AP <sup>HM</sup>
1967	Mike Murphy, C	AP <sup>HM</sup>
1968	Dick Biddle, LB	AP <sup>HM</sup>
1968	Henley Carter, WR	AP <sup>HM</sup>
1968	Leo Hart, QB	AP <sup>HM</sup>
1969	Leo Hart, QB	AP <sup>HM</sup>
1970	Dick Biddle, LB	AP <sup>3</sup>
1970	Leo Hart, QB	AP <sup>HM</sup>
1970	Wes Chesson, WR	AP <sup>HM</sup>
1970	Rich Searl, DB	AP <sup>HM</sup>
1970	Bruce Mills, DE	AP <sup>HM</sup>
1971	Ernie Jackson, DB	KDK <sup>1</sup> , FW <sup>1</sup> , GRID <sup>1</sup> , AP <sup>2</sup>
1971	Ed Newman, OG	FN <sup>2</sup> , AP <sup>HM</sup>
1971	Rich Searl, DB	AP <sup>HM</sup>
1972	Steve Jones, RB	AP <sup>3</sup>
1972	Dale Grimes, C	AP <sup>HM</sup>
1972	Bill Hanenberg, DB	AP <sup>HM</sup>
1972	Ed Newman, OG	AP <sup>HM</sup>
1973	Ernie Clark, DE	AP <sup>HM</sup>
1973	John Ricca, DT	AP <sup>HM</sup>
1973	Keith Stoneback, LB	AP <sup>HM</sup>
1974	Keith Stoneback, LB	FN <sup>3</sup>
1975	Billy Bryan, C	AP <sup>HM</sup>
1975	Dave Meier, LB	AP <sup>HM</sup>
1975	Gary Pellom, OT	AP <sup>HM</sup>
1976	Billy Bryan, C	FW <sup>1</sup> , WC <sup>1</sup> , AP <sup>2</sup> , UPI <sup>HM</sup>
1976	Bob Grupp, DB	AP <sup>HM</sup>
1976	Tom Hall, WR	AP <sup>HM</sup>
1976	Carl McGee, LB	AP <sup>HM</sup>
1977	Mike Dunn, QB	AP <sup>HM</sup>
1977	John Patterson, OT	AP <sup>HM</sup>
1980	John Brinkman, TE	AP <sup>HM</sup>
1980	Dennis Tabron, DB	AP <sup>HM</sup>
1981	Cedric Jones, WR	AP <sup>2</sup>
1981	Charles Bowser, DE	AP <sup>HM</sup>
1982	Chris Castor, WR	AP <sup>2</sup> , FN <sup>3</sup> , UPI <sup>HM</sup>
1982	Philip Ebinger, C	AP <sup>HM</sup>
1982	Robert Oxendine, OT	FN <sup>2</sup> , AP <sup>3</sup>
1983	Ben Bennett, QB	AP <sup>3</sup>
1983	Philip Ebinger, C	FN <sup>3</sup> , AP <sup>HM</sup>
1985	Mike Junkin, LB	AP <sup>HM</sup>
1986	Mike Junkin, LB	AP <sup>2</sup> , SN <sup>2</sup>
1988	Clarkston Hines, WR	FW <sup>1</sup> , AP <sup>2</sup> , FN <sup>2</sup>
1989	Clarkston Hines, WR	AP <sup>1</sup> , FW <sup>1</sup> , FC <sup>1</sup> , UPI <sup>1</sup> , WC <sup>1</sup>
1989	Chris Port, OT	FW <sup>1</sup> , AP <sup>2</sup> , UPI <sup>2</sup>
1994	Robert Baldwin, RB	AP <sup>3</sup> , UPI <sup>HM</sup>
1994	Ray Farmer, FS	AP <sup>3</sup> , UPI <sup>HM</sup>
1994	Matt Williams, OT	UPI <sup>2</sup>
1994	Bill Khayat, TE	FN <sup>HM</sup>
1999	Chris Combs, DT	FN <sup>HM</sup>
1999	Sims Lenhardt, K	FN <sup>HM</sup>
2000	Brian Morton, P	FW <sup>1</sup> , TSN <sup>1</sup> , AP <sup>2</sup>
2001	Mike Hart, TE	FN <sup>HM</sup>
2008	Michael Tautilili, LB	WC <sup>2</sup> , AP <sup>3</sup>
2009	Vince Oghobaase, DT	SN <sup>3</sup>
2010	Will Snyderwine, K	AFCA <sup>1</sup> , WC <sup>2</sup>
2011	Matt Daniels, S	WC <sup>2</sup> , R <sup>3</sup> , Y <sup>3</sup>
2012	Ross Cockrell, CB	S <sup>HM</sup>
2012	Ross Martin, K	S <sup>HM</sup>
2013	Jeremy Cash, S	USAT <sup>2</sup>
2013	Jamison Crowder, PR	FW <sup>2</sup> , PS <sup>2</sup> , SI <sup>2</sup>
2013	DeVon Edwards, KR	WC <sup>2</sup> , AS <sup>3</sup> , PS <sup>3</sup> , S <sup>HM</sup>
2014	Jeremy Cash, S	FW <sup>2</sup> , WC <sup>2</sup> , PS <sup>2</sup>
2014	Jamison Crowder, AP	LIN <sup>2</sup>
2014	DeVon Edwards, KR	S <sup>HM</sup>
2014	Ross Martin, K	S <sup>HM</sup>
2014	Will Monday, P	S <sup>HM</sup>
2014	Laken Tomlinson, OG	AP <sup>1</sup> , WC <sup>1</sup> , USAT <sup>2</sup> , AS <sup>2</sup> , SN <sup>2</sup> , LIN <sup>3</sup> , PS <sup>3</sup> , S <sup>HM</sup>
2015	Jeremy Cash, S	AFCA <sup>1</sup> , AP <sup>1</sup> , AS <sup>1</sup> , CBS <sup>1</sup> , ESPN <sup>1</sup> , FW <sup>1</sup> , PS <sup>1</sup> , SI <sup>1</sup> , SN <sup>1</sup> , USAT <sup>1</sup> , WC <sup>1</sup>
2015	DeVon Edwards, KR	S <sup>HM</sup>
2015	Ross Martin, K	S <sup>HM</sup>
2015	Matt Skura, C	USAT <sup>2</sup> , PS <sup>4</sup> , S <sup>HM</sup>

AFCA — American Football Coaches Association  
AP — Associated Press  
AS — Athlon Sports  
CBS — CBS Sports  
CFN — College Football News  
CL — Collier's  
ESPN — ESPN  
FC — Football Coaches  
FBD — Football Digest  
FN — Football News  
FW — Football Writers  
GRID — Gridiron Magazine  
HLM — Helms  
HRT — Hearst Newspapers  
INS — International News Service  
KDK — Kodak  
LIB — Liberty  
LIFE — Life Magazine  
LIN — Lindy's Sports  
NEA — Newspaper Enterprise America  
NYN — New York News  
NYS — New York Sun  
PS — Phil Steele  
R — Rivals.com  
SI — Sports Illustrated  
SN — Sporting News  
TRIB — Chicago Tribune  
UPI — United Press International  
USAT — USA Today  
WC — Walter Camp Foundation  
WIL — Williamson  
Y — Yahoo! Sports

<sup>1</sup>First team <sup>2</sup>Second team <sup>3</sup>Third team  
<sup>HM</sup>Honorable mention

**Freshman All-America**

1973	Tony Benjamin, RB	FN <sup>1</sup>
1975	Carl McGee, LB	FN <sup>1</sup>
1975	Mike Dunn, QB	FN <sup>2</sup>
1986	Chris Port, OT	FN <sup>1</sup>
2000	Ryan Fowler, LB	TSN <sup>2</sup>
2001	Jim Scharer, LB	TSN <sup>4</sup>
2003	Ben Patrick, TE	TSN <sup>2</sup>
2004	Chris Davis, KR	TSN <sup>2</sup>
2005	Michael Tauiliili, LB	TSN <sup>1</sup>
2005	Zack Asack, QB	TSN <sup>HM</sup>
2006	Vince Oghobaase, DT	TSN <sup>HM</sup>
2006	Thaddeus Lewis, QB	TSN <sup>HM</sup>
2007	Kevin Jones, P	TSN <sup>HM</sup>
2008	Kyle Hill, OG	TSN <sup>1</sup>
2009	Conner Vernon, WR	TSN <sup>1</sup>
2010	Kelby Brown, LB	CFN <sup>HM</sup> , PS <sup>4</sup>
2010	Ross Cockrell, CB	CFN <sup>HM</sup> , PS <sup>3</sup>
2010	Dave Harding, OG	PS <sup>3</sup>
2010	Sydney Sarmiento, DT	PS <sup>3</sup>
2010	Perry Simmons, OT	CFN <sup>HM</sup>
2011	Laken Tomlinson, OG	TSN <sup>1</sup>
2012	Jela Duncan, RB	CFN <sup>HM</sup>
2012	Ross Martin, K	TSN <sup>1</sup> , PS <sup>1</sup> , CBS <sup>1</sup> , CFN <sup>HM</sup>
2012	Will Monday, P	PS <sup>1</sup> , CFN <sup>HM</sup>
2013	DeVon Edwards, KR	PS <sup>1</sup> , SN <sup>1</sup> , AS <sup>2</sup>
2014	Shaun Wilson, RB	CFN <sup>HM</sup>
2015	Tinashe Bere, LB	CI <sup>HM</sup> , CFN <sup>HM</sup>
2015	T.J. Rahming, WR	CI <sup>HM</sup> , CFN <sup>HM</sup>

AS — *Athlon Sports*; CBS — *CBS Sports*; CFN — *College Football News*;CI — *Campus Insiders*; FN — *Football News*; PS — *Phil Steele*; SN — *Sporting News***Southern Conference****Coach of the Year**

1949	Wallace Wade
1952	Bill Murray

**ACC Coach of the Year**

1954	Bill Murray
1960	Bill Murray
1962	Bill Murray
1988	Steve Spurrier
1989	Steve Spurrier
1994	Fred Goldsmith
2012	David Cutcliffe
2013	David Cutcliffe

**Region 1 Coach of the Year**

2014	David Cutcliffe <sup>1</sup>
------	------------------------------

<sup>1</sup>American Football Coaches Association**National Coach of the Year**

1994	Fred Goldsmith <sup>1</sup>
2013	David Cutcliffe <sup>1,2,3,4,5</sup>

<sup>1</sup>Bobby Dodd Foundation<sup>2</sup>Walter Camp Foundation<sup>3</sup>Maxwell Football Club<sup>4</sup>Sporting News<sup>5</sup>American Football Coaches Association**National Football Foundation William V. Campbell Trophy**

Recognizing an individual as the absolute best in the country for his academic success, football performance and exemplary community leadership.

2014	David Helton
------	--------------

**Outland Trophy**

Honoring the outstanding interior line-man in the nation, the Outland Trophy was first presented in 1946 by the Football Writers Association of America.

1959	Mike McGee
------	------------

**ACC Player of the Year**

1954	Jerry Barger
1959	Mike McGee
1963	Jay Wilkinson
1971	Ernie Jackson
1972	Steve Jones
1982	Chris Castor
1983	Ben Bennett
1988	Anthony Dilweg
1989	Clarkston Hines
1994	Robert Baldwin

**ACC Off. Player of the Year**

1994	Robert Baldwin
------	----------------

**ACC Def. Player of the Year**

2015	Jeremy Cash
------	-------------

**ACC Rookie of the Year**

1980	Ben Bennett
------	-------------

**Silver Anniversary****All-ACC Team**

C	Billy Bryan
DB	Ernie Jackson
LB	Bob Matheson
DL	Mike McGee
DL	Ed Meadows
E	Tee Moorman

**50th Anniversary****All-ACC Team**

WR	Clarkston Hines
LB	Bob Matheson
DL	Mike McGee

**Jacobs Blocking Trophy**

*Southern Conference and ACC top blocker as voted on by the coaches.*

1941	Tommy Prothro
1944	Tom Davis
1951	Jack Kistler
1952	Louis Tepe
1956	Hal McElhaney
1957	Hal McElhaney
1960	Dwight Bumgarner
1961	Art Gregory
1962	Art Gregory
1963	Chuck Walker
1965	John McNabb
1975	Billy Bryan
1976	Billy Bryan
1989	Chris Port

**Jim Tatum Award**

*Presented annually to the top senior football student-athlete in the ACC.*

1979	Scott Hamilton
1989	Doug Kley
2003	Chris Douglas
2005	Brendan Dewan
2012	Sean Renfree
2013	Perry Simmons
2014	David Helton
2015	Jeremy Cash

**Brian Piccolo Award**

*Presented annually to the most courageous player in the ACC, in memory of the late Brian Piccolo.*

1972	Mark Johnson
1976	Jeff Green
1981	Aaron Stewart
1990	Marc Mays
1992	Randy Cuthbert
1993	Scott Youmans

**ACC Legends**

*Honored annually at the ACC Football Championship game.*

2005	Leo Hart
2006	Art Gregory
2007	Clarkston Hines
2008	Tee Moorman
2009	Bob Pascal
2010	Jay Wilkinson
2011	Ben Bennett
2012	Mike McGee
2013	Wes Chesson
2014	Chris Castor
2015	Chris Douglas

**Pop Warner National College Football Award**

2012	Sean Renfree
------	--------------

**Orange Bowl-FWAA Courage Award**

2014	Laken Tomlinson
------	-----------------

**Silver Anniversary****All-America Team**

1935	E.B. Dunlap
1941	Bob Barnett
1961	Tee Moorman
1964	Jay Wilkinson

**AFCA Good Works Team**

1994	Zaid Abdul-Aleem
2008	Re'quan Boyette
2010	Bryan Morgan
2012	Sean Renfree
2013	Dave Harding
2014	Laken Tomlinson
2015	Kelby Brown

**Academic All-America**

1959	Butch Allie (—) Ed Lyon (—)
1960	Butch Allie (—)
1965	Bill Jones (2nd)
1965	Mike Shasby (HM)
1966	Roger Hayes (1st)
1966	Mike Shasby (HM)
1967	Bob Laskey (1st)
1969	John Cappellano (HM)
1969	Jim Dearth (HM)
1969	Curt Rawley (HM)
1969	Dave Trice (HM)
1970	Curt Rawley (1st)
1986	Mike Diminick (1st)
1987	Mike Diminick (1st)
1988	Mike Diminick (1st)
1989	Doug Kley (1st)
1993	Travis Pearson (1st)
2002	Shawn Johnson (2nd)
2005	Eli Nichols (2nd)
2006	Eli Nichols (2nd)
2012	Perry Simmons (2nd)
2013	Perry Simmons (1st)
2014	David Helton (1st)
2015	A.J. Wolf (1st) DeVon Edwards (2nd) Ross Martin (2nd)

**National Football Foundation Scholar-Athlete Award**

1983	Bill Obremskey
1988	Mike Diminick
2012	Sean Renfree
2013	Perry Simmons
2014	David Helton

**National Football Foundation University Scholar Athlete**

1996	Charles London
1997	Jeff Hodrick
1998	Lennie Friedman
1999	Sims Lenhardt
2000	Spencer Romine
2001	Ben Erdeljac
2002	Jaymon Small
2003	Chris Douglas
2004	Giuseppe Aquanno
2005	Brendan Dewan
2006	Eli Nichols
2007	Patrick Bailey
2008	Ryan Wood
2009	Brett Huffman Vincent Rey
2010	Bryan Morgan
2011	Matt Daniels
2012	Sean Renfree
2013	Perry Simmons
2014	David Helton
2015	Ross Martin

**National Football Foundation Hampshire Society**

2011	Matt Daniels Cooper Helfet Will Snyderwine Johnny Williams
2012	Lee Butler Conor Irwin Brian Moore Sean Renfree
2013	Kenny Anunike Brandon Braxton Ross Cockrell Dave Harding Garett Patterson Perry Simmons Juwan Thompson
2014	David Helton
2015	Kelby Brown Kyler Brown Ross Martin Max McCaffrey David Reeves Cody Robinson

## All-ACC

1953	Howard Pitt <sup>1</sup> Ed Meadows <sup>1</sup> Bob Burrows <sup>1</sup> Red Smith <sup>1</sup>
1954	Ralph Torrance <sup>1</sup> Jerry Barger <sup>1</sup> Bob Pascal <sup>1</sup> Fred Campbell <sup>1</sup>
1955	Sonny Sorrell <sup>1</sup> Jesse Birchfield <sup>1</sup> Bob Pascal <sup>1</sup>
1956	Buddy Bass <sup>1</sup> Sidney Deloatch <sup>1</sup> Sonny Jurgensen <sup>1</sup> Roy Hord <sup>2</sup> Charlie Klinger <sup>2</sup> Hal McElhaney <sup>2</sup>
1957	Tom Topping <sup>1</sup> Roy Hord <sup>1</sup> Wray Carlton <sup>1</sup> Hal McElhaney <sup>2</sup> Bill Thompson <sup>2</sup>
1958	Mike McGee <sup>1</sup> Wray Carlton <sup>1</sup>
1959	Mike McGee <sup>1</sup> Joel Arrington <sup>1</sup> Dwight Bumgarner <sup>2</sup> Jim Gardner <sup>2</sup>
1960	Tee Moorman <sup>1</sup> Dwight Bumgarner <sup>1</sup> Art Browning <sup>1</sup> Mark Leggett <sup>1</sup> Don Altman <sup>2</sup>
1961	Art Gregory <sup>1</sup> Jean Berry <sup>1</sup> Mark Leggett <sup>2</sup> Walt Rappold <sup>2</sup>
1962	Art Gregory <sup>1</sup> Jean Berry <sup>1</sup> Mike Curtis <sup>1</sup> Paul Bengel <sup>2</sup> Mark Leggett <sup>2</sup> Pete Widener <sup>2</sup>
1963	Stan Crisson <sup>1</sup> Chuck Walker <sup>1</sup> Jay Wilkinson <sup>1</sup> Scotty Glacken <sup>2</sup>
1964	Dan Lonon <sup>1</sup> Mike Curtis <sup>1</sup> Fred Cromartie <sup>1</sup> Chuck Drulis <sup>1</sup> Scotty Glacken <sup>2</sup> J.V. McCarthy <sup>2</sup>
1965	Chuck Drulis <sup>1</sup> Bill Jones <sup>1</sup> Chuck Stavins <sup>1</sup> John McNabb <sup>1</sup> Jay Calabrese <sup>1</sup> Bob Matheson <sup>1</sup>
1966	Dave Dunaway <sup>1</sup> Bob Matheson <sup>1</sup> Bob Foyle <sup>1</sup>
1967	Andy Beath <sup>1</sup> Mike Murphy <sup>1</sup> Bob Foyle <sup>1</sup>
1968	Dick Biddle <sup>1</sup> Leo Hart <sup>1</sup> Henley Carter <sup>1</sup>
1969	Leo Hart <sup>1</sup> Rich Searl <sup>1</sup>

1970	Leo Hart <sup>1</sup> Dick Biddle <sup>1</sup> Rich Searl <sup>1</sup> Bruce Mills <sup>1</sup> Wes Chesson <sup>1</sup>
1971	Ernie Jackson <sup>1</sup> Ed Newman <sup>1</sup> Rich Searl <sup>1</sup> Bill Hanenberg <sup>1</sup>
1972	Steve Jones <sup>1</sup> Ed Newman <sup>1</sup> Bill Hanenberg <sup>1</sup> Melvin Parker <sup>1</sup> Dale Grimes <sup>1</sup>
1973	Keith Stoneback <sup>1</sup> John Ricca <sup>1</sup> Ernie Clark <sup>1</sup>
1974	Keith Stoneback <sup>1</sup> Denis Turner <sup>1</sup> Jeff Christopher <sup>1</sup> Troy Slade <sup>1</sup>
1975	Billy Bryan <sup>1</sup> Gary Pellom <sup>1</sup> Dave Dusek <sup>1</sup> Dave Meier <sup>1</sup> Bob Grupp <sup>1</sup> Troy Slade <sup>1</sup>
1976	Billy Bryan <sup>1</sup> Tom Hall <sup>1</sup> Vince Fusco <sup>1</sup> Carl McGee <sup>1</sup> Bob Grupp <sup>1</sup>
1977	John Patterson <sup>1</sup>
1980	John Brinkman <sup>1</sup> Dennis Tabron <sup>1</sup>
1981	Cedric Jones <sup>1</sup> Charles Bowser <sup>1</sup> Dennis Tabron <sup>1</sup>
1982	Chris Castor <sup>1</sup> Ben Bennett <sup>1</sup> Philip Ebinger <sup>1</sup> Robert Oxendine <sup>1</sup> Emmett Tilley <sup>1</sup>
1983	Mark Militello <sup>1</sup> Mike Grayson <sup>1</sup> Philip Ebinger <sup>1</sup> Ben Bennett <sup>1</sup> Scott Russell <sup>1</sup>
1985	Mike Junkin <sup>1</sup>
1986	Mike Junkin <sup>1</sup>
1987	Clarkston Hines <sup>1</sup>
1988	Clarkston Hines <sup>1</sup> Chris Port <sup>1</sup> Anthony Dilweg <sup>1</sup> Dave Colonna <sup>1</sup> Ted McNairy <sup>2</sup> Roger Boone <sup>2</sup> John Howell <sup>2</sup>
1989	Clarkston Hines <sup>1</sup> Chris Port <sup>1</sup> Carey Metts <sup>1</sup> Randy Cuthbert <sup>1</sup> Dave Colonna <sup>2</sup> Erwin Sampson <sup>2</sup> George Edwards <sup>HM</sup> John McDonald <sup>HM</sup> Chip Nitowski <sup>HM</sup>
1990	Marc Mays <sup>2</sup> Randy Cuthbert <sup>2</sup>
1991	Pete Petroff <sup>2</sup>
1992	Randy Cuthbert <sup>2</sup> Tim Davis <sup>2</sup>

1993	Brad Sherrod <sup>2</sup> Ray Farmer <sup>3</sup> John Krueger <sup>3</sup>
1994	Robert Baldwin <sup>1</sup> Ray Farmer <sup>1</sup> Matt Williams <sup>1</sup> John Zuanich <sup>1</sup> Jeroen Egge <sup>2</sup> Bill Khayat <sup>2</sup> Billy Granville <sup>2</sup>
1995	Ray Farmer <sup>1</sup> Jeff Hodrick <sup>2</sup> Bill Khayat <sup>2</sup> Tom Cochran <sup>HM</sup> Jeroen Egge <sup>HM</sup> Spence Fischer <sup>HM</sup> James Kirkland <sup>HM</sup> John Krueger <sup>HM</sup> Jon Merrill <sup>HM</sup> Corey Thomas <sup>HM</sup>
1996	John Krueger <sup>2</sup>
1997	Sims Lenhardt <sup>1</sup> Chris Melita <sup>2</sup> Chris Combs <sup>2</sup> Scottie Montgomery <sup>2</sup>
1998	Chris Combs <sup>1</sup> Sims Lenhardt <sup>2</sup>
1999	Chris Combs <sup>1</sup> Sims Lenhardt <sup>2</sup> Brian Morton <sup>2</sup>
2000	Brian Morton <sup>1</sup> Mike Hart <sup>1</sup>
2001	Mike Hart <sup>1</sup> Chris Douglas <sup>HM</sup> Ronnie Hamilton <sup>HM</sup>
2002	Shawn Johnson <sup>1</sup> Alex Wade <sup>2</sup> Ryan Fowler <sup>HM</sup> Matt Zielinski <sup>HM</sup>
2003	Chris Douglas <sup>1</sup> Matt Zielinski <sup>1</sup> Ryan Fowler <sup>2</sup> Terrell Smith <sup>2</sup>
2004	John Talley <sup>2</sup>
2005	John Talley <sup>1</sup>
2006	John Talley <sup>1</sup>
2007	Eron Riley <sup>2</sup>
2008	Michael Tauilili <sup>1</sup> Thaddeus Lewis <sup>2</sup> Eron Riley <sup>2</sup> Vince Oghobaase <sup>HM</sup>
2009	Donovan Varnier <sup>1</sup> Thaddeus Lewis <sup>2</sup> Vincent Rey <sup>2</sup> Will Snyderwine <sup>2</sup> Vince Oghobaase <sup>HM</sup> Leon Wright <sup>HM</sup>
2010	Will Snyderwine <sup>2</sup> Conner Vernon <sup>2</sup> Cooper Helfet <sup>HM</sup> Abraham Kromah <sup>HM</sup>
2011	Matt Daniels <sup>1</sup> Alex King <sup>2</sup> Conner Vernon <sup>2</sup> Cooper Helfet <sup>HM</sup>

2012 — ACSMA	Ross Cockrell <sup>1</sup> Will Monday <sup>1</sup> Conner Vernon <sup>2</sup> Walt Canty <sup>2</sup> Kenny Anunike <sup>HM</sup> Jamison Crowder <sup>HM</sup> Dave Harding <sup>HM</sup> Ross Martin <sup>HM</sup> Perry Simmons <sup>HM</sup>
2012 — COACHES	Ross Cockrell <sup>1</sup> Will Monday <sup>1</sup> Conner Vernon <sup>1</sup> Walt Canty <sup>2</sup> Kenny Anunike <sup>HM</sup> Jamison Crowder <sup>HM</sup> Ross Martin <sup>HM</sup>

2013 — ACSMA	Kelby Brown <sup>1</sup> Jeremy Cash <sup>1</sup> Ross Cockrell <sup>1</sup> Jamison Crowder <sup>1</sup> WR: 2 RS Kenny Anunike <sup>2</sup> Will Monday <sup>2</sup> Laken Tomlinson <sup>2</sup> Braxton Deaver <sup>3</sup> RS DeVon Edwards <sup>3</sup> RS Perry Simmons <sup>3</sup> Ross Martin <sup>HM</sup>
2013 — COACHES	Jamison Crowder <sup>1</sup> WR: 1 RS Laken Tomlinson <sup>1</sup> Kenny Anunike <sup>2</sup> Kelby Brown <sup>2</sup> Jeremy Cash <sup>2</sup> Ross Cockrell <sup>2</sup> Braxton Deaver <sup>3</sup> Will Monday <sup>3</sup> Perry Simmons <sup>3</sup>

2014 — ACSMA	Jamison Crowder <sup>1</sup> WR: 1 RS David Helton <sup>1</sup> Laken Tomlinson <sup>1</sup> Jeremy Cash <sup>2</sup> Takoby Cofield <sup>3</sup> DeVon Edwards <sup>3</sup> RS: HM S Matt Skura <sup>3</sup> Ross Martin <sup>3</sup> Will Monday <sup>HM</sup>
--------------	--

2014 — COACHES	Jamison Crowder <sup>1</sup> WR: 1 RS Laken Tomlinson <sup>1</sup> Jeremy Cash <sup>2</sup> David Helton <sup>2</sup> Ross Martin <sup>3</sup> Will Monday <sup>3</sup> Anthony Boone <sup>HM</sup> Matt Skura <sup>HM</sup>
----------------	---

2015 — ACSMA	Jeremy Cash <sup>1</sup> DeVon Edwards <sup>1</sup> RS: HM S Matt Skura <sup>1</sup> Ross Martin <sup>3</sup> Will Monday <sup>3</sup> Dwayne Norman <sup>3</sup> Casey Blaser <sup>HM</sup> Lucas Patrick <sup>HM</sup>
2015 — COACHES	Jeremy Cash <sup>1</sup> Matt Skura <sup>1</sup> DeVon Edwards <sup>2</sup> RS: HM S Ross Martin <sup>2</sup> Dwayne Norman <sup>2</sup> Will Monday <sup>3</sup> Lucas Patrick <sup>HM</sup>

<sup>1</sup>First team <sup>2</sup>Second team <sup>3</sup>Third team  
<sup>HM</sup>Honorable mention

NOTE: In 2012, the ACC began recognizing two all-conference teams voted on by the league's media (ACSMA) & head coaches

## Freshman All-ACC

2001	Micah Harris Trey McDonald Jim Scharrer Kenneth Stanford
2002	Ronnie Elliott Brian Greene
2003	Ben Patrick John Talley
2004	Chris Davis
2005	Cameron Goldberg Michael Tauilili
2006	Jarrod Holt Vince Oghobaase
2007	Nick Maggio Bryan Morgan Wesley Oglesby
2009	Brian Moore Desmond Scott Conner Vernon

NOTE: Freshman All-ACC teams were selected by *Sporting News* from 2001-07 & 2009



**Academic All-ACC**

*To be eligible for the Academic All-ACC Team, a player must have earned a 3.00 grade point average for the fall semester or have maintained a 3.00 cumulative average during his academic career.*

1954	Fred Beasley
1956	Nick Kredich
1957	John Thompson
1959	John Tinnell
	Edwin Lyon, Jr.
	Butch Allie
1960	Dwight Bumgarner
	Butch Allie
1961	Fred McCollum
	John Tinnell
1962	Dick Havens
	Billy Futrell
1963	Mike Curtis
1965	Bill Jones
	Mike Shasby
1966	Roger Hayes
1967	Andy Beath
	Bob Lasky
1968	Dave Trice
1969	Jim Dearth
	John Cappellano
	Curt Rawley
	Dave Trice
1970	Curt Rawley
1972	Bob Parrish
	Ben Fordham
1973	Ben Fordham
1974	Ben Fordham
	David Schmit
	Dave Dusek
	Mark Landon
1975	Dave Dusek
	Greg Mencio
	Ed Kornberger
	Bob Corbett
1976	Greg Mencio
	Dan Brooks
	Steve Edwards
	Kirk May
1977	Kevin Kelly
	Lyman Smith
	Scott Wolcott
1978	Bob Riordan
	Scott Hamilton
1979	Craig Hoskins
	Kevin Kelly
	Scott Hamilton
1980	Gary Garstkiewicz
1981	Robert Oxendine
	Ron Frederick
	Brick Johnstone
	Bill Obremskey
1982	Carl Franks
	Bill Obremskey
1983	Mark Militello
	Brick Johnstone
	Bill Obremskey
1984	Chuck Herring
	Lewis Kornberg
	Bud Nixon
	Scott Wilkinson
1985	Justin Beckett
	Roy Brabson
	Dave Lindquist
	Mark Moseley
	Mike Diminick
1986	Brad Paddock

1987	Andy Andreasik
	Mike Diminick
	Steve Slayden
1988	Stuart Albright
	Jeff Brown
	Mike Diminick
	Ken Hull
	Doug Kley
	Lindsay Marshall
	Kevin Patterson
1989	Roger Boone
	Tom Corpus
	Rodney Dickerson
	Doug Kley
	Billy Ray
1990	Bobby Highsmith
	Travis Pearson
	Billy Ray
1991	Preston Anderson
	Chris Brown
	Stanley Dorsey
	Brandon Moore
	Travis Pearson
	Erwin Sampson
	Wyatt Smith
1992	Randy Cuthbert
	Tim Davis
	Brandon Moore
	Travis Pearson
1993	Zaid Abdul-Aleem
	David Lowman
	Travis Pearson
	Brad Sherrod
	David Waffle
1994	Zaid Abdul-Aleem
	Robert Baldwin
	Jeroen Egge
	Ray Farmer
	Spence Fischer
	Bill Khayat
	Matt Williams
1995	Laymarr Marshall
	Tawambi Settles
	Mike Stallmeyer
1996	Chike Egbuniwe
	Jeff Hodrick
	John Krueger
	Chad Melita
	Marc Wilson
1997	Darius Clark
	Sims Lenhardt
	Chad Melita
1998	Chris Combs
	Todd DeLamielleure
	Richmond Flowers
	Lennie Friedman
	B.J. Hill
	Sims Lenhardt
	Ryan Stallmeyer
1999	Chris Combs
	Terrence Dupree
	Ben Erdeljac
	Sims Lenhardt
	Gannon Shepherd
	Ryan Stallmeyer
	Letavious Wilks
2000	Duane Epperson
	Ben Erdeljac
	Mike Hart
2001	Chris Douglas
	Ben Erdeljac
	Mike Hart
	Shawn Johnson
	Jim Scharrer

2002	Chris Douglas
	Ryan Fowler
	Shawn Johnson
	Calen Powell
	Drew Strojny
	Alex Wade
	Matt Zielinski
2003	Giuseppe Aguanno
	Phillip Alexander
	Chris Douglas
	Christian Mitchell
	Kenneth Stanford
	Drew Strojny
2004	Giuseppe Aguanno
	Brendan Dewan
	Christian Mitchell
	Eli Nichols
	Andy Roland
	Malcolm Ruff
	Mike Schneider
	Kenneth Stanford
2005	Patrick Bailey
	Lavdrim Bauta
	Brendan Dewan
	Mike Dowling
	Tyler Krieg
	Eli Nichols
	Andy Roland
	Matt Rumsey
2006	Patrick Bailey
	Alex Feinberg
	Zach Maurides
	Eli Nichols
	Matt Rumsey
	Nick Stefanow
2007	Patrick Bailey
	Ronnie Drummer
	Thaddeus Lewis
	Wesley Oglesby
	Matt Rumsey
2008	Adrian Aye-Darko
	Cameron Goldberg
	Kevin Jones
2009	Adam Banks
	Lee Butler
	Matt Daniels
	Kyle Hill
	Kevin Jones
	Mitchell Lederman
	Brian Moore
	Vincent Rey
	Chris Rwabukamba
	Will Snyderwine
	Johnny Williams
2010	Kelby Brown
	Lee Butler
	Ross Cockrell
	Matt Daniels
	Dave Harding
	Cooper Helfet
	Kyle Hill
	Brian Moore
	Sean Renfree
	Chris Rwabukamba
	Perry Simmons
	Will Snyderwine
	Donovan Varner

2011	Brandon Braxton
	Kelby Brown
	Jordon Byas
	Lee Butler
	Ross Cockrell
	John Coleman
	Matt Daniels
	Braxton Deaver
	C.J. France
	Dave Harding
	Charlie Hatcher
	Cooper Helfet
	David Helton
	Dezmond Johnson
	Sean Renfree
	Perry Simmons
	Will Snyderwine
	Laken Tomlinson
	Juwan Thompson
	Donovan Varner
2012	Kenny Anunike
	Brandon Braxton
	Kyler Brown
	Lee Butler
	Ross Cockrell
	Tony Foster
	C.J. France
	Dave Harding
	David Helton
	Dezmond Johnson
	Ross Martin
	Brian Moore
	Will Monday
	Dwayne Norman
	Sean Renfree
	Sydney Sarmiento
	Perry Simmons
	Josh Snead
	Laken Tomlinson
	Juwan Thompson
	Conner Vernon
2013	Brandon Braxton
	Kelby Brown
	Kyler Brown
	Ross Cockrell
	Jamison Crowder
	DeVon Edwards
	Bryon Fields
	Dave Harding
	David Helton
	Dezmond Johnson
	Ross Martin
	Max McCaffrey
	Will Monday
	Garett Patterson
	Shaquille Powell
	David Reeves
	Sydney Sarmiento
	Perry Simmons
	Laken Tomlinson
	Juwan Thompson
	Deion Williams

2014	Jamal Bruce
	Jeremy Cash
	DeVon Edwards
	Bryon Fields
	David Helton
	Ross Martin
	Will Monday
	Shaquille Powell
	David Reeves
	Thomas Sirk
	Josh Snead
	Laken Tomlinson
	Shaun Wilson
2015	Tinashe Bere
	Gabe Brandner
	Zavier Carmichael
	DeVon Edwards
	Ben Humphreys
	Ross Martin
	Max McCaffrey
	Will Monday
	Shaquille Powell
	Alonzo Saxton II
	Thomas Sirk
	Tanner Stone
	A.J. Wolf

**Carmen Falcone****Team MVP Award**

*Named for the longtime Blue Devil assistant football coach, the Carmen Falcone Award is given annually to Duke's Most Valuable Player. Falcone served on the Duke football coaching staff from 1946-72, and helped the Blue Devils to seven ACC championships, Orange Bowl berths in 1955 and 1958, and a Cotton Bowl appearance in 1961.*

1933	Fred Crawford
1934	Earle Wentz
1935	John Hennemier
1936	Ace Parker
1937	Elmore Hackney
1938	Eric Tipton
1939	George McAfee
1940	Jasper Davis
1941	Pete Goddard
1942	Tom Burns
1944	Tom Davis
1945	Gordon Carver
1946	George Clark
1947	Fred Folger
1948	Bill Davis
1949	Louis Allen
1950	Billy Cox
1951	Bob Bickel
1952	Louis Tepe
1953	Bob Burrows
1954	Jerry Barger
1955	Bob Pascal
1956	Sidney Deloatch
1957	Tom Topping
1958	George Dutrow
1959	Mike McGee
1960	Tee Moorman
1961	Dean Wright
1962	Jean Berry
1963	Jay Wilkinson
1964	Mike Curtis
1965	John McNabb
1966	Bob Matheson
1967	Bob Foyle
1968	Henley Carter
1969	Leo Hart
1970	Leo Hart
1971	Ernie Jackson
1972	Steve Jones
1973	Keith Stoneback
1974	Keith Stoneback
1975	Dave Meier
1976	Billy Bryan
1977	Mike Dunn
1978	Carl McGee
1979	Craig Hoskins
1980	John Brinkman
1981	Cedric Jones
1982	Chris Castor
1983	Mike Grayson
1984	Johnny Hill
1985	Harry Ward
1986	Mike Junkin
1987	Steve Slayden
1988	Anthony Dilweg
1989	Clarkston Hines
1990	Erwin Sampson
1991	Dave Brown
1992	Randy Cuthbert
	Scott Berdan
1993	Matt Williams
1994	Robert Baldwin
1995	Ray Farmer
1996	Billy Granville
1997	Chike Egbuniwe
1998	Scottie Montgomery
1999	Scottie Montgomery

2000	Mike Hart
2001	Mike Hart
2002	Alex Wade
2003	Chris Douglas
	Ryan Fowler
	Terrell Smith
2004	Giuseppe Aguanno
2005	John Talley
2006	John Talley
2007	Eron Riley
2008	Michael Tauillili
2009	Thaddeus Lewis
2010	Sean Renfree
2011	Matt Daniels
2012	Sean Renfree
2013	Jamison Crowder
2014	Anthony Boone
2015	Jeremy Cash

**Micah Harris Trinity****Teammate Award**

*Renamed for one of Duke's most passionate players, the Micah Harris Trinity Teammate Award is presented to the member of the program that displays the traits of a true teammate: character, unselfishness, compassion and pride. Harris was a three-year letterman from 2001-03 before being tragically killed in an automobile accident in June of 2004.*

1960	Jerry McGee
1961	Dave Burch
1962	John Markas
1963	Chuck Walker
1964	Danny Lonon
1965	John Gutekunst
1966	Mike Shasby
1967	Mike Murphy
1968	Fred Zirkle
1969	Bob Hepler
1970	Dick Biddle
1971	Bob Fitch
1972	Bill Hanenberg
1973	Don Shannon
1974	Mike Bomgardner
1975	Billy Bryan
1976	George Page
1977	Frank DeStefano
1978	Mike Dunn
1979	Ned Gonet
1980	Gary Garstkiewicz
1981	Brian Baldinger
1982	Tim Bumgarner
1983	Mike Grayson
1984	Scott Russell
1985	Nick Buoniconti
1986	Greg Flanagan
1987	Jim Godfrey
1988	John Rymiszewski
1989	Dave Colonna
1990	Marc Mays
1991	Erwin Sampson
1992	Scott Youmans
1993	Scott Youmans
1994	Jeff Kapatoes & J.D. Lewis
1995	Tijan Redmon
1996	Charles London
1997	Jeff Hodrick
1998	Tom Brady
1999	Chris Combs
2000	Bobby Campbell
2001	Mike Hart & Charles Porter
2002	Ryan Fowler & Terrell Smith
2003	Drew Ciepielinski
2004	Chris Dapolito, Brian Greene, Senterrio Landrum & David Martin

2005	Phillip Alexander, Tim Ball, Brendan Dewan & Ronnie Elliott
2006	Casey Camero & Deonto McCormick
2007	Clifford Harris & Matt Rumsey
2008	Ryan Wood
2009	Ayanga Okpokowuruk
2010	Chris Rwabukmba
2011	Jeffrey Faris
2012	Jamison Crowder
2013	Brandon Connette
2014	Dezmond Johnson
2015	Jamie Cockey

**Ace Parker Award**

*The Ace Parker Award is presented annually to an individual who displays unparalleled commitment to the team and overcomes adversity to contribute. Parker was a two-time All-America pick in 1935 and 1936, and, following his successful NFL career, which included a league MVP honor in 1940, was inducted into the Pro Football Hall of Fame in 1972. Parker later served as an assistant coach at Duke from 1947-65.*

1991	Mike McConnell
1992	Robert Baldwin
1993	Dan Clark
1994	Jeroen Egge, Mike Stallmeyer & Billy Granville
1995	Chad Melita
1996	Darius Clark
1997	Eric Scanlon
1998	Lyle Burdine
1999	Austin Smithwick
2000	Fred Harris
2001	B.J. Hill & Drew Strojny
2002	Jamyon Small
2003	Chris Dapolito & Temo George
2004	Kenneth Stanford
2005	Eli Nichols & Andy Roland
2006	Jeremy Edwards & Eli Nichols
2007	Justin Boyle & Ryan Radloff
2008	Vince Oghobaase
2009	Kinney Rucker
2010	Bryan Morgan
2011	Dave Harding
2012	Jordon Byas
2013	Dave Harding
2014	Marcus Aprahamian, Chris Hoover & Jack Wise
2015	Kelby Brown

**Mike Suglia Award**

*The Mike Suglia Award is presented annually to the sophomore member of the Duke football program who best exemplifies the qualities of the late Mike Suglia. Mike Suglia was an offensive lineman at Duke in 1976-77 who died suddenly during the spring of his sophomore year. In giving this award to a current sophomore, the Duke football program recalls the effort and dedication that Mike brought to everything he did and recognizes that those qualities live on in each year's recipient.*

1977	Kevin Kelly
1978	Eddie Brown
1979	Cedric Jones
1980	Carl Franks
1981	Bill Obremsky
1982	Scott Wilkinson
1983	Chuck Herring
1984	Bill Lucas
1985	Andy Andreasik
1986	Mike Diminick
1987	Roger Boone
1988	Erwin Sampson
1989	Randy Cuthbert
1990	Keith DuBose
1991	Colin Mailloux
1992	Jaroen Egge

1993	Carlos Bagley
1994	John Krueger
1995	Laymarr Marshall
1996	Lennie Friedman
1997	Spencer Romine
1998	Todd DeLamielleure
1999	B.J. Hill
2000	Alex Wade
2001	Ryan Fowler
2002	Giuseppe Aguanno
2003	Bob Benion & Mike Dowling
2004	Alex Feinberg
2005	Zach Smith
2006	Peter Shaheen & Ayanga Okpokowuruk
2007	Mitchell Lederman
2008	Eriks Reks
2009	Jeffrey Faris
2010	Perry Simmons
2011	Kelby Brown
2012	Marcus Aprahamian
2013	A.J. Wolf
2014	Alex Skidmore
2015	Zavier Carmichael

**K.D. Kennedy****Iron Devil Award**

*The K.D. Kennedy Iron Devil Award is presented annually to the Duke player who is on the field for the most snaps.*

2001	Ronnie Hamilton
2002	Rusty Wilson
2003	Luke Bayer, Ryan Fowler & Drew Strojny
2004	John Talley
2005	Chris Davis
2006	John Talley
2007	Chris Davis
2008	Michael Tauillili
2009	Catron Gainey
2010	Kyle Hill
2011	Perry Simmons
2012	Laken Tomlinson
2013	Jeremy Cash
2014	DeVon Edwards
2015	Breon Borders

**Sonny Falcone****Iron Duke Award**

*The Sonny Falcone Iron Duke Award is presented annually to one offensive player, one defensive player and at least one player in the developmental program for their year-round commitment to strength training and conditioning. These players best exemplify the strength staff's expectations with their daily effort, commitment, pride, toughness and discipline.*

2011	Ross Cockrell (O) Braxton Deaver (D) Cody Robinson (DEV)
2012	Laken Tomlinson (O) C.J. France (D) Thomas Sirk (DEV)
2013	Shaquille Powell (O) Carlos Wray (D) Chris Holmes (DEV) Sterling Korona (DEV)
2014	Matt Skura (O) Jeremy Cash (D) Tinashe Bere (DEV)
2015	Tanner Stone (O) Johnathan Lloyd (D) Keyston Fuller (DEV)

**Frances Cutcliffe Spirit of Perseverance Award**

*Named for the mother of Duke head coach David Cutcliffe, the Frances Cutcliffe Spirit of Perseverance Award is presented annually to the player who best displays the toughness and perseverance to overcome challenges and continue to strive for victory.*

2011	Dave Harding
2012	Kenny Anunike
2013	Justin Foxx
2014	Shaquille Powell
2015	Cody Robinson

## All-Southern Conference

1933	Fred Crawford Tom Rogers Horace Hendrickson <u>Robert Cox</u>
1934	Earle Wentz Gus Durner Jack Dunlap Ace Parker <u>B.O. Cornelius</u>
1935	Ace Parker Gus Durner James Johnston
1936	Joe Brunansky Joe Cardwell Dan Hill, Jr. Elmore Hackney Ace Parker
1937	Joe Brunansky Herbert Hudgins Woodrow Lipscomb <u>Elmore Hackney</u>
1938	Willard Perdue Fred Yorke Dan Hill, Jr. Eric Tipton Robert O'Mara George McAfee Frank Ribar <u>Allen Johnson</u>
1939	George McAfee Frank Ribar Allen Johnson
1940	Tony Ruffa Alex Winterson Bob Barnett Steve Lach Jasper Davis

1941	Bob Gantt Mike Karmazin Bob Barnett Steve Lach
1942	Bob Gantt Tom Burns Tom Davis
1943	Bill Milner Pat Preston Tom Davis Buddy Luper
1943	Benny Cittadino Bill Myers
1944	Tom Davis
1945	Ernest Knotts George Clark Kelley Mote Ed Sharkey
1946	Bill Milner Kelley Mote Al DeRogatis
1947	Fred Folger Louis Allen
1948	Louis Allen
1949	Louis Allen Billy Cox
1950	Billy Cox Blaine Earon
1951	Jim Gibson Tank Lawrence Bob Bickel
1952	Ed Meadows Worth Lutz Bob Burrows Howard Pitt Truett Grant Louis Tepe John Carey Dick Sommers Carl Bonin

## ALL-STAR GAME PARTICIPATION

## Blue-Gray Classic

1939	Bill Bailey Frank Ribar
1940	Jap Davis Alex Winterson
1946	Bill Milner Kelley Mote
1948	Bill Davis Fred Folger
1950	Billy Cox
1952	Carl Holben Carson Leach
1953	Lloyd Caudle
1958	Bob Brodhead John Kersey Doug Padgett
1962	Pete Widener Mark Leggett
1963	Chuck Walker
1965	John McNabb
1968	Fred Zirkle Henley Carter
1970	Dick Biddle John Cappellano
1972	Mel Parker
1973	Rich Brienza John Ricca
1974	John Hill Bruce Snyder Craig Stephenson
1975	Troy Slade
1976	Tony Benjamin Bob Grupp
1978	Mike Dunn
1981	Dennis Tabron
1983	Ben Bennett Phil Ebinger
1987	Steve Slayden Dewayne Terry
1990	Billy Ray
1992	Randy Cuthbert
1993	David Waffle
1995	Ray Farmer Jon Merrill
1997	Chike Egbuniwe Patrick Mannelly Tawambi Settles
1999	Terrence Dupree Scottie Montgomery

## Hula Bowl

1957	Roy Hord
1958	Wray Carlton
1959	Mike McGee
1960	Tee Moorman
1961	Jack Wilson
1963	Jay Wilkinson
1970	Dick Biddle
1971	Ernie Jackson
1972	Steve Jones
1977	Lyman Smith
1981	Dennis Tabron
1983	Ben Bennett
1988	Anthony Dilweg
1989	Chris Port Carey Metts
1994	Robert Baldwin
1997	Corey Thomas
1999	Scottie Montgomery
2000	Troy Andrew

## Senior Bowl

1949	Louis Allen Paul Stephanz
1952	Jim Lawrence
1953	Ed Meadows
1954	Jerry Barger
1957	Tom Topping
1965	Chuck Drulis
1967	Andy Beath
1970	Wes Chesson Leo Hart
1981	Cedric Jones
1985	Ken Harper
1986	Julius Grantham
1986	Mike Junkin
1988	Anthony Dilweg
1989	Clarkston Hines Chris Port
1990	Billy Ray
1998	Lennie Friedman
1999	Chris Combs
2012	Conner Vernon
2014	Jamison Crowder Laken Tomlinson
2015	*Jeremy Cash Ross Martin

## East-West Shrine Game

1937	Elmore Hackney Ace Parker
1939	George McAfee Willard Perdue
1940	Tony Ruffa
1943	Ernest Beamer
1948	Al DeRogatis
1955	Bob Pascal Sonny Sorrell
1958	Wray Carlton
1959	Mike McGee
1961	Jack Wilson
1963	Jay Wilkinson
1967	Mike Murphy
1970	Wes Chesson Leo Hart
1972	Steve Jones Ed Newman
1975	Dave Meier
1976	Billy Bryan
1977	Mike Sandusky Lyman Smith
1978	Carl McGee
1982	Chris Castor
1983	Phil Ebinger
1986	Mike Junkin
1989	Dave Colonna
1994	Robert Baldwin
1995	Ray Farmer
1997	Tawambi Settles
2003	Ryan Fowler Drew Strojny
2005	Alex Green
2008	Michael Tauillili
2011	Matt Daniels
2012	*Sean Renfree
2013	Ross Cockrell
2014	Anthony Boone
2015	Will Monday

## Japan Bowl

1981	Dennis Tabron
1983	Ben Bennett Phil Ebinger Mark Militello
1988	Anthony Dilweg
1989	Clarkston Hines Dave Colonna

## North-South Game

1949	Louis Allen
1950	Bill Duncan Ceep Youmans
1952	James Lawrence Ray Green Truett Grant Byrd Looper
1953	Ed Meadows
1956	Sonny Jurgensen Buddy Bass Sid Deloatch
1958	Jim Bartal George Dutrow
1959	Jim Gardner
1961	Dean Wright
1962	Walter Rappold Ken Williams
1963	Stan Crisson
1964	James McCarthy Dan Lonon
1965	Chuck Drulis Don Lynch
1966	Dave Dunaway Bob Matheson
1967	Jay Calabrese Andy Beath Bob Foyle
1969	Bob Morris
1970	Phil Asack
1972	Dale Grimes

## All-Star Classic

1999	Terrence Dupree Kevin Lewis
------	--------------------------------

## Las Vegas Classic

2003	Matt Zielinski
------	----------------

## The Villages Classic

2005	Orrin Thompson
------	----------------

## Texas vs. The Nation Classic

2009	Thaddeus Lewis
------	----------------

## NFLPA Bowl

2014	Takoby Cofield
2015	Max McCaffrey

## Medal of Honor Bowl

2014	Issac Blakeney
------	----------------

## Tropic Bowl

2015	Dwayne Norman Lucas Patrick
------	--------------------------------

\*Unable to participate due to injury



# ALL-AMERICA SELECTIONS

## Louis Allen

#73 • T • GREENSBORO, N.C.  
1949 • THIRD TEAM

Duke's lone All-America pick in 1949 as a third team choice by the *Associated Press* after captaining the Blue Devils to a 6-3 campaign ... joined Ace Parker and Tom Davis as the only Duke players to garner All-Southern Conference honors in three consecutive seasons.

## Robert Baldwin

#47 • RB • DELAND, FLA.  
1994 • THIRD TEAM

Third team All-America pick by the *Associated Press* as a senior in 1994 ... also earned ACC Player of the Year honors after rushing for 1,187 yards and 12 TDs as Duke went 8-4 and played in the Hall of Fame Bowl ... kicked off the season by rushing for a school single-game record 238 yards and four TDs against Maryland.

*See page 185 for career rushing statistics*

## Bob Barnett

#16 • C • ALBANY, GA.  
1941 • THIRD TEAM

Third team pick by *Williamson* in 1941 ... served as Duke's captain in 1941 as the Wallace Wade-led Blue Devils rolled to a 9-1 record and the Southern Conference title ... after compiling a perfect 9-0 regular season record, Duke hosted the Rose Bowl in Durham, losing by a 20-16 count to Oregon State ... spearheaded a Duke offense that finished second only to Texas in scoring (32.7 ppg) and a defense that posted five shutouts and allowed just 6.1 points per game.

## Buddy Bass

#83 • E • DURHAM, N.C.  
1956 • HONORABLE MENTION

Honorable mention choice in 1956 by both the *Associated Press* and *United Press International* ... also a first team All-ACC pick after catching nine passes for 136 yards and 1 TD, punting 14 times for a 31.7 average and booting nine PATs in 12 attempts.

## Andy Beath

#10 • E • CLEARWATER, FLA.  
1967 • HONORABLE MENTION

Honorable mention choice in 1967 by the *Associated Press* after matching the school single-season record for interceptions with six ... represented Duke at both the Senior Bowl and North-South Game and was drafted in the seventh round by the Green Bay Packers.

## Ben Bennett

#14 • QB • SUNNYVALE, CALIF.  
1983 • THIRD TEAM

Remains one of just two players in ACC history to receive league Rookie and Player of the Year honors (N.C. State's Philip Rivers) ... a third team All-America pick by the *Associated Press* in 1983, finished his Duke career as the NCAA's all-time leading passer and continues to rank fourth on the ACC's career passing chart with 9,614 yards ... graduated as Duke's all-time leader in pass attempts, completions, yards and touchdowns, with those marks surpassed by Thaddeus Lewis in 2009 ... a sixth round draft choice of the Atlanta Falcons, and later went on to a Hall of Fame career in the Arena Football League.

*See page 177 for career passing statistics*

## Jean Berry

#60 • G • MOORESVILLE, N.C.  
1962 • FIRST TEAM

First team All-America choice by the *Football Writers Association of America* in 1962 ... helped Duke to a three-year overall record of 23-8 along with three ACC championships and an appearance in the 1961 Cotton Bowl ... two-time first team All-ACC pick as the Blue Devils went 16-2 in league play during his career.

## Dick Biddle

#64 • LB • PARKERSBURG, W. VA.  
1968 • HONORABLE MENTION  
1970 • THIRD TEAM

Two-time All-America pick with honorable mention honors from the *Associated Press* in 1968 and third team accolades from the same outlet two years later ... two-time first team All-ACC pick ... went on to play in the Hula Bowl and Blue-Gray Classic following his senior season ... retired in 2013 as the head coach at Colgate after becoming the winningest coach in Patriot League history (137-73) and guiding the Red Raiders to an NCAA I-AA national runner-up finish in 2003.

## Charles Bowser

#9 • DE • PLYMOUTH, N.C.  
1981 • HONORABLE MENTION

Honorable mention choice in 1981 by the *Associated Press* after registering a school single-season record 17.5 quarterback sacks ... also earned first team All-ACC honors and graduated as Duke's career leader in sacks (22.0).

## John Brinkman

#85 • TE • FAYETTE CITY, PA.  
1980 • HONORABLE MENTION

Honorable mention choice in 1980 by the *Associated Press* after catching 32 passes for 337 yards and two touchdowns ... also received first team All-ACC and Duke MVP honors.

## Joe Brunansky

#49 • T • BEAVER FALLS, PA.  
1936 • THIRD TEAM  
1937 • SECOND TEAM

One of just eight two-time All-Americans at Duke ... received third team mention from *Williamson* in 1936 and second team honors from *Newspaper Enterprise America* in 1937 ... a mainstay on the Blue Devil line in the mid-1930s ... guided Duke to a three-year ledger of 24-5-2 including a pair of Southern Conference championships ... helped open holes for some of Duke's finest offensive backs including Ace Parker, Elmore Hackney, George McAfee and Eric Tipton ... two-time All-Southern Conference selection ... fourth round pick of the Cardinals in the 1938 NFL Draft.

## Billy Bryan

#71 • C • BURLINGTON, N.C.  
1976 • FIRST TEAM

First team All-America honoree from the *Football Writers Association of America* and *Walter Camp Foundation* following his senior season in 1976 ... two-time first team All-ACC honoree ... named to the Silver Anniversary All-ACC Team ... two-time winner of the Jacobs Blocking Trophy ... played 13 seasons in the NFL with the Denver Broncos, appearing in four Super Bowls.

## Dwight Bumgarner

#84 • E • LEXINGTON, N.C.  
1960 • THIRD TEAM

Third team All-America honoree by the *Associated Press* in 1960 as Duke went 8-3, won the ACC title and defeated Arkansas, 7-6, in the Cotton Bowl ... honored with the Jacobs Blocking Trophy as the ACC's top blocker ... also an Academic All-ACC selection in 1960 ... drafted in the ninth round by the Washington Redskins.

## Bob Burrows

#66 • G • ASHEBORO, N.C.  
1953 • THIRD TEAM

Guided Duke to the ACC title and a 7-2-1 overall record, earning third team All-America honors from the *Associated Press* ... played alongside All-America tackle Ed Meadows as Duke finished the year ranked 18th nationally.

## Jay Calabrese

#30 • FB • COLLEGE PARK, MD.  
1965 • HONORABLE MENTION

Honorable mention choice as a sophomore in 1956 by the *Associated Press* after leading Duke in both rushing (154-658 & 9 TDs) and scoring (54 points) ... also earned first team All-ACC accolades.

*See page 185 for career rushing statistics*

## Wray Carlton

#27 • HB • WALLACE, N.C.  
1957 • HONORABLE MENTION  
1958 • HONORABLE MENTION

Two-time honorable mention All-America choice in 1957 and 1958 ... in 1957, selected by *Associated Press*, *United Press International* and *Newspaper Enterprise America* after rushing for 833 yards and eight touchdowns while catching eight passes for 174 yards and two more scores ... in 1958, chosen by the *United Press International* after leading Duke in rushing (164-636 & 6 TDs), receiving (17-189 & 2 TDs), kickoff returns (13-332) and scoring (56 points) ... also a two-time first team All-ACC pick and finished third in the balloting for ACC Player of the Year in 1958.

*See page 185 for career rushing statistics*

## Henley Carter

#89 • WR • FORT DEFIANCE, VA.  
1968 • HONORABLE MENTION

Honorable mention choice in 1968 by the *Associated Press* after leading the ACC and ranking seventh nationally in receiving with 65 catches for 892 yards and two TDs.

*See page 197 for career receiving statistics*

## Gordon Carver

#15 • HB • DURHAM, N.C.  
1944 • HONORABLE MENTION

Honorable mention choice in 1944 by the *Associated Press* after captaining Duke to six wins and a victory over Alabama in the Sugar Bowl ... led Duke receiving with 13 catches for 252 yards as well as defensive interceptions with three.

## Jeremy Cash

#16 • S • MIAMI, FLA.  
2013 • SECOND TEAM  
2014 • SECOND TEAM  
2015 • FIRST TEAM (UNANIMOUS)

Three-time All-America pick including unanimous first team honoree as a senior in 2015 after carding 101 tackles, 18.0 tackles for loss, 2.5 sacks, three caused fumbles, four PBUs and eight QB pressures ... also in 2015, earned ACC Defensive Player of the Year honors and was a finalist for both the Nagurski (National Defensive Player of the Year) and Thorpe (National Defensive Back of the Year) Awards ... second team All-America choice by both the *Walter Camp Foundation* and *Football Writers Association of America* in 2014 after posting 111 tackles, 10.5 tackles for loss, 5.5 sacks and two INTs ... second team All-America honoree from *USA Today* in 2013 after carding 121 tackles, 9.5 tackles for loss and four INTs while helping Duke to a 10-4 record, the ACC Coastal Division championship, berth in the Chick-fil-A Bowl and a final national ranking of No. 23 by the *Associated Press* ... three-time All-ACC choice (1st team in 2013 & 2015 and 2nd team in 2014) ... in 39 games (38 starts) at Duke, registered 333 total tackles, 38.0 tackles for loss, 8.0 sacks, six INTs, nine caused fumbles, three fumble recoveries and 15 QB pressures ... represented Duke in the Reese's Senior Bowl on January 30, 2016, in Mobile, Ala., and participated in the NFL Combine February 23-29, 2016, in Indianapolis, Ind. .... signed free agent contract with the NFL's Carolina Panthers in May, 2016.

*See page 211 for career defensive statistics*

## Chris Castor

#86 • WR • CARY, N.C.  
1982 • SECOND TEAM

Earned the ACC's Player of the Year award and a second team All-America citation from the *Associated Press* in 1982 after catching 46 passes for 952 yards and 13 TDs ... established school single-season record for average yards per reception (20.70) — a mark that stood until 2007 (Eron Riley: 20.75) ... also named Duke's team MVP ... fifth round selection of the Seattle Seahawks in the 1983 NFL Draft.

*See page 197 for career receiving statistics*

## Wes Chesson

#41 • E • EDENTON, N.C.  
1970 • HONORABLE MENTION

Honorable mention choice in 1970 by the *Associated Press* after setting ACC single-season records for both receptions (74) and receiving yards (1,080) ... ACC single-season yardage record stood until 1987 (Duke's Clarkston Hines; 1,093) while single-season receptions record stood until 1992 (Maryland's Marcus Badgett; 75) ... graduated as Duke's career leader in receptions (164), receiving yards (2,399) and 100-yard receiving games (9) ... seventh round pick of the Atlanta Falcons in the 1971 NFL Draft ... inducted into the Duke Athletics Hall of Fame in 2013.

*See page 197 for career receiving statistics*

## Benny Cittadino

#48 • E • LONG BRANCH, N.J.  
1943 • HONORABLE MENTION

Honorable mention choice in 1943 by both the *Associated Press* and *United Press International* ... also a first team All-Southern Conference pick as the Blue Devils captured the league championship.

## Ernie Clark

#87 • DE • SOUTHERN PINES, N.C.  
1973 • HONORABLE MENTION

*Associated Press* honorable mention choice as a junior in 1973 after posting 12.0 quarterback sacks, four caused fumbles and three fumble recoveries ... also a first team All-ACC pick.

## George Clark

#28 • HB • WILSON, N.C.  
1945 • THIRD TEAM

Earned third team All-America recognition from the *Football Coaches* in 1945 after rushing for 530 yards ... three-time all-conference selection ... helped the Blue Devils to Southern Conference crowns in 1943, 1944 and 1945, and scored two rushing TDs in Duke's 29-26 victory over Alabama in the 1945 Sugar Bowl ... set Duke records for longest punt return (95 yards versus Wake Forest in 1944) and punt return average in a season (19.7 in 1944) ... second round choice of the Pittsburgh Steelers in the 1946 NFL Draft.

See page 185 for career rushing statistics

## Ross Cockrell

#6 • CB • WAXHAW, N.C.  
2012 • HONORABLE MENTION

Honorable mention choice by *Sports Illustrated* as a junior in 2012 after recording 71 tackles, 4.0 tackles for loss, five INTs and 13 PBUs ... two-year team captain ... two-time first team All-ACC choice in 2012 and 2013 ... four-time Academic All-ACC pick ... finished 49-game career with 233 tackles, 7.0 tackles for loss, 2.0 quarterback sacks, 12 INTs, two caused fumbles and 42 PBUs ... selected in the fourth round (109th overall pick) of the 2014 NFL Draft by the Buffalo Bills.

Year	UT	AT	TT	INT	PBU	CF	FR
2010	37	23	60	3	7	0	0
2011	35	21	56	1	9	0	0
2012	47	24	71	5	13	1	0
2013	35	11	46	3	13	1	0
<b>Total</b>	<b>154</b>	<b>79</b>	<b>233</b>	<b>12</b>	<b>42</b>	<b>2</b>	<b>0</b>

## Chris Combs

#93 • DT • ROANOKE, VA.  
1999 • HONORABLE MENTION

Earned honorable mention All-America citation in 1999 from the *Associated Press* after leading Duke in both tackles for loss (15.0) and QB pressures (10) ... added 57 total tackles and 2.0 sacks en route to a third straight All-ACC nod (1st team in 1998-99; 2nd team in 1997) ... finished career as Duke's all-time leader in tackles for loss (57.5) ... selected in the sixth round by the Pittsburgh Steelers in the 2000 NFL Draft.

Year	UT	AT	TT	OBS	TFL	INT	PBU
1996	26	27	53	8.0	11.0	0	1
1997	56	18	74	6.0	17.0	0	3
1998	30	17	47	4.0	14.5	0	0
1999	42	15	57	2.0	15.0	0	0
<b>Total</b>	<b>154</b>	<b>77</b>	<b>231</b>	<b>20.0</b>	<b>57.5</b>	<b>0</b>	<b>4</b>

## Billy Cox

#17 • HB • MT. AIRY, N.C.  
1949 • HONORABLE MENTION  
1950 • FIRST TEAM

Honorable mention All-America pick by the *Associated Press* in 1949 ... first team All-America choice by *Colliers* in 1950 after captaining Duke to a 7-3 record by throwing for a then-school record 1,428 yards and picking up 567 yards on the ground ... two-time All-Southern Conference pick ... rallied the Blue Devils from a 21-0 halftime deficit against Georgia Tech to win, 30-21, on November 4, 1950 ... against the Yellow Jackets, hit on 12-of-22 passes for 133 yards while rushing for an additional 144 yards.

See page 177 for career passing statistics  
See page 185 for career rushing statistics

## Fred Crawford

T • WAYNESVILLE, N.C.  
1932 • SECOND TEAM  
1933 • FIRST TEAM (CONSENSUS)

Duke's first All-America selection ... became the first athlete from the state of North Carolina to be named to a football All-America squad, earning second team honors (*Associated Press* & *United Press International*) in 1932 and a consensus first team citation (*Associated Press*, *Newspaper Enterprise America* & *Colliers*) a year later ... led the Blue Devils to a 10-2 win over Tennessee en route to a 9-1 season record and the Southern Conference championship in 1933 ... three seasons at Duke (1931-32-33) were head coach Wallace Wade's first three years and Duke compiled an overall record of 21-7-2 over that stretch ... enshrined in the College Football Hall of Fame.

## Stan Crisson

#86 • E • CHERRYVILLE, N.C.  
1963 • HONORABLE MENTION

Honorable mention choice in 1963 by the *Associated Press*, *United Press International*, *Newspaper Enterprise America* and *Williamson* after matching ACC single-season records for receptions (46) and TD receptions (7) ... finished the season with 559 receiving yards and equaled the ACC single-game standard for TD catches with three against Clemson ... also a first team All-ACC pick ... finished career as Duke's all-time leader in receptions (98), receiving yards (1,107) and TD receptions (10).

See page 197 for career receiving statistics

## Jamison Crowder

#3 • PR • MONROE, N.C.  
2013 • SECOND TEAM  
2014 • SECOND TEAM

Second team All-America honoree in 2013 as a punt returner from the *Football Writers Association of America*, *Phil Steele* and *Sports Illustrated* after finishing second in the ACC and sixth nationally in punt return average (16.04) with two returns for touchdowns ... also caught an ACC single-season record 108 passes for 1,360 yards and eight TDs during the 2013 season as Duke went 10-4, captured the ACC Coastal Division championship and appeared in the Chick-fil-A Bowl ... all-purpose second team All-America choice by *Lindy's* in 2014 after compiling 1,359 all-purpose yards while Duke went 9-4 and appeared in the Hyundai Sun Bowl ... caught 85 passes for 1,044 yards and six TDs while returning 22 punts for 280 yards and two additional scores ... fourth round choice of the Washington Redskins in the 2015 NFL Draft.

### Crowder's Punt Return Statistics

Year	PR	Yards	Avg.	TD
2011	13	122	9.39	0
2012	5	66	13.20	0
2013	25	401	16.04	2
2014	22	280	12.73	2
<b>Total</b>	<b>65</b>	<b>869</b>	<b>13.37</b>	<b>4</b>

See page 197 for career receiving statistics

## Mike Curtis

#33 • FB • ROCKVILLE, MD.  
1964 • THIRD TEAM

Third team All-America pick by *Newspaper Enterprise America* as a fullback in 1964 after leading the Blue Devils in rushing with 497 yards ... also a standout linebacker ... first round pick of the Baltimore Colts in the 1965 NFL Draft ... earned All-Pro accolades in 1968 and 1969 while playing in a pair of Super Bowls (III and V) ... professional career spanned 14 seasons with Baltimore, Seattle and Washington.

See page 185 for career rushing statistics

## Tom Davis

#30 • HB • WILSON, N.C.  
1944 • THIRD TEAM

Third team All-America honoree by the *Associated Press* in 1944 ... finished outstanding career as the school's second all-time leading rusher behind Ace Parker ... led Duke to three league crowns and to the 1942 Rose and 1945 Sugar Bowls.

See page 185 for career rushing statistics

## Matt Daniels

#40 • S • FAYETTEVILLE, GA.  
2011 • SECOND TEAM

Second team All-America selection by the *Walter Camp Foundation* in 2011 after ranking third in the ACC in tackles per game (10.50) ... also earned first team All-ACC honors from the Atlantic Coast Sports Media Association while finishing third in the balloting for ACC Defensive Player of the Year ... represented Duke in the annual East-West Shrine Game on January 18, 2012 in Tampa, Fla. ... signed free agent contract with the NFL's St. Louis Rams in May, 2012.

See page 211 for career defensive statistics

## Sidney Deloatch

#74 • T • ROANOKE RAPIDS, N.C.  
1956 • HONORABLE MENTION

Honorable mention choice in 1956 by both the *Associated Press* and *United Press International* after helping Duke to a 5-4-1 record including a 4-1 league ledger ... also a first team All-ACC pick as the Blue Devil defense allowed just 10.0 points per game.

## Al DeRogatis

#68 • T • NEWARK, N.J.  
1948 • FIRST TEAM

Served as team captain and garnered first team All-America honors from *The Chicago Tribune* in 1948 ... enshrined in the College Football Hall of Fame ... played for the NFL's New York Giants and twice was named All-Pro.

## Chuck Drulis

#85 • E • ST. LOUIS, MO.  
1965 • HONORABLE MENTION

Named honorable mention All-America in 1965 by the *Associated Press* after leading the Blue Devils in receiving with 39 catches for 390 yards and two TDs ... also earned first team All-ACC honors and served as an alternate team captain ... after participating in both the North-South Game and Senior Bowl, was a 10th round pick of the St. Louis Cardinals in the 1966 NFL Draft.

Year	Rec.	Yards	Avg.	TD
1963	17	232	13.65	0
1964	20	193	9.65	4
1965	39	390	10.00	2
<b>Total</b>	<b>76</b>	<b>815</b>	<b>10.72</b>	<b>6</b>

## Dave Dunaway

#86 • E • JACKSONVILLE, FLA.  
1966 • HONORABLE MENTION

An honorable mention All-America pick in 1966 after registering 43 pass receptions for 614 yards and three TDs ... also punted 65 times for a 36.0 yards per kick average ... played in the North-South Game and was chosen in the second round of the 1967 NFL Draft by the Green Bay Packers.

See page 197 for career receiving statistics

## Jack Dunlap

G • LAWTON, OKLA.  
1934 • THIRD TEAM

Received third team All-America honors from *Liberty* after captaining the 1934 Blue Devils to a 7-2 overall record ... played tackle on Duke's 1933 Southern Conference championship team before moving to guard for the 1934 campaign ... also received all-conference and all-state accolades.

## Mike Dunn

#8 • QB • HAMPTON, VA.  
1977 • HONORABLE MENTION

Honorable mention All-America pick at QB in 1977 by the *Associated Press* after completing 102-of-191 (.534) passes for 1,239 yards with seven TDs and nine INTs while rushing 161 times for 576 yards and seven TDs ... also rushed for three PATs for 48 total points and earned Duke MVP accolades.

See page 177 for career passing statistics  
See page 185 for career rushing statistics

## George Dutrow

#47 • HB • WASHINGTON D.C.  
1957 • HONORABLE MENTION

Garnered honorable mention accolades in 1957 from *Williamson* after rushing for 625 yards and three TDs and catching a team-high 10 passes for 100 yards and two TDs ... also punted 46 times for a 36.2 yards per boot average and posted four interceptions on defense as Duke went 6-3-2 and appeared in the Orange Bowl.

See page 185 for career rushing statistics

## Blaine Earon

#83 • E • ALTOONA, PA.  
1950 • FIRST TEAM

Earned first team All-America accolades in 1950 from the *Associated Press* after leading Duke to a 7-3 record in head coach Wallace Wade's final season ... starred on defense as Duke allowed its opponents to average just 10.8 points per game.

## Phil Ebinger

#53 • C • ATLANTA, GA.  
1983 • THIRD TEAM

Third team All-America choice by *Football News* in 1983 serving as Duke's team captain ... helped protect ACC Player of the Year Ben Bennett, who threw for 3,086 yards and 17 TDs while leading the league in total offense ... twice earned first team All-ACC and *Associated Press* honorable mention All-America honors in both 1982 and 1983.

## DeVon Edwards

#27 • KR • COVINGTON, GA.  
2013 • SECOND TEAM  
2014 • HONORABLE MENTION  
2015 • HONORABLE MENTION

Three-time All-America choice as a return specialist ... second team All-America pick by the *Walter Camp Foundation* in 2013 after ranking third nationally in kickoff return average (30.21) as Duke posted a 10-4 ledger, won the ACC Coastal Division championship and appeared in the Chick-fil-A Bowl ... honorable mention All-America honoree from *Sports Illustrated* in both 2014 and 2015 ... in 2014, ranked 20th nationally in kickoff return average (25.69) ... in 2015, led the ACC and ranked fifth nationally in kickoff return average (29.17) while establishing Duke single-season record with three kickoff returns for TDs ... three-time All-ACC and three-time Academic All-ACC pick ... also a second team CoSIDA Academic All-America choice in 2015.

### Edwards' Kickoff Return Statistics

Year	Att.	Yards	Avg.	TD
2013	19	574	30.21	2
2014	29	745	25.69	1
2015	24	700	29.17	3
<b>Total</b>	<b>72</b>	<b>2,019</b>	<b>28.04</b>	<b>6</b>

### Edwards' Defensive Statistics

Year	UT	AT	TT	INT	PBU
2013	37	27	64	3	6
2014	77	56	133	1	9
2015	50	51	101	1	6
<b>Total</b>	<b>164</b>	<b>134</b>	<b>298</b>	<b>5</b>	<b>21</b>

## Ray Farmer

#22 • FS • KERNERSVILLE, N.C.  
1994 • THIRD TEAM

Third team All-America choice by the *Associated Press* in 1994 after helping Duke to an 8-4 ledger ... two-time All-ACC pick ... finished his career with 261 tackles and as the NCAA single-season and career record holder for blocked kicks ... enjoyed a three-year pro career after being selected in the fourth round of the NFL Draft by the Philadelphia Eagles.

### Farmer's Defensive Statistics

Year	UT	AT	TT	INT	PBU
1992	0	0	0	0	0
1993	37	31	68	3	4
1994	53	29	82	2	7
1995	72	39	111	2	6
<b>Total</b>	<b>162</b>	<b>99</b>	<b>261</b>	<b>7</b>	<b>17</b>

## Fred Folger

WB • MOUNT AIRY, N.C.  
1947 • HONORABLE MENTION

Honorable mention All-America selection in 1956 by *United Press International* after rushing for 304 yards, passing for 383 yards, returning 33 punts for 296 yards, punting 68 times for a 42.84 average and registering a team-high five INTs on defense ... also garnered first team All-Southern Conference honors ... graduated as Duke's career leader in punting average (41.89) and defensive INTs (13) ... selected in the 20th round of the 1948 NFL Draft by the Pittsburgh Steelers.

### Folger's Rushing Statistics

Year	Att.	Yards	Avg.	TD
1946	5	-28	-5.60	0
1947	93	304	3.27	1
1948	81	232	2.86	2
<b>Total</b>	<b>179</b>	<b>508</b>	<b>2.83</b>	<b>3</b>

### Folger's Passing Statistics

Year	Cmp	Att	INT	Pct.	Yards	TD
1946	0	0	0	—	0	0
1947	28	65	9	.431	383	—
1948	27	70	4	.386	457	2
<b>Total</b>	<b>55</b>	<b>135</b>	<b>13</b>	<b>.407</b>	<b>840</b>	<b>2</b>

### Folger's Punting Statistics

Year	Att.	Yards	Avg.	Lg
1946	18	762	42.33	—
1947	68	2,913	42.84	—
1948	49	1,980	40.41	—
<b>Total</b>	<b>135</b>	<b>5,655</b>	<b>41.89</b>	<b>—</b>

## Bob Foyle

#62 • MG • HAWTHORNE, N.J.  
1967 • HONORABLE MENTION

Tabbed honorable mention All-America in 1967 by the *Associated Press* after spearheading a Duke defense that allowed 259.60 total yards per game and held nine of 10 opponents to 21 or fewer points ... also earned Duke MVP honors and first team All-ACC accolades for the second straight season.

## Billy Futrell

#25 • HB • LYNCHBURG, VA.  
1962 • HONORABLE MENTION

Received honorable mention All-America honors in 1962 from *Newspaper Enterprise America* ... rushed for 387 yards and six TDs on 60 carries ... also earned Academic All-ACC accolades.

### Futrell's Rushing Statistics

Year	Att.	Yards	Avg.	TD
1961	11	49	4.45	0
1962	60	387	6.45	6
1963	54	220	4.07	1
<b>Total</b>	<b>125</b>	<b>656</b>	<b>5.25</b>	<b>7</b>

## Bob Gantt

#45 • E • DURHAM, N.C.  
1942 • FIRST TEAM  
1943 • FIRST TEAM

Duke's first two-time first team All-America, earning accolades from *Football News* in 1942 and *The Sporting News* in 1943 ... paced Duke in scoring in 1943 with 47 points after booting a school single-season record 41 PATs ... two-time first team All-Southern Conference honoree ... all-league performer on the basketball court for Duke and also participated in track and field.

## Scotty Glacken

#17 • QB • BETHESDA, MD.  
1963 • HONORABLE MENTION

An *Associated Press* honorable mention All-America pick in 1963 after ranking third nationally in TD passes with 12, a total which matched the ACC single-season record ... for the year, completed 101-of-201 (.502) pass attempts for 1,265 yards with 12 TDs and eight INTs while rushing for 85 additional yards and three TDs ... matched the ACC single-game record for TD passes with four against Clemson ... two-time second team All-ACC pick ... also played baseball at Duke, earning team MVP honors in 1977 ... chosen in the seventh round of the 1966 AFL Draft by the Denver Broncos.

See page 177 for career passing statistics

## Pete Goddard

#64 • G • ROCKY MOUNT, N.C.  
1941 • HONORABLE MENTION

An honorable mention All-America choice by the *Associated Press* from Duke's 1941 squad that went 9-1, captured the Southern Conference title and hosted Oregon State in the Rose Bowl ... helped the Blue Devils rank second nationally in scoring by averaging 34.56 points per contest.

## Art Gregory

#77 • T • AIKEN, S.C.  
1961 • THIRD TEAM  
1962 • SECOND TEAM

Third team *Associated Press* All-America pick in 1961 and second team choice a year later by the same outlet ... also won the Jacobs Blocking Trophy in each of those seasons while earning first team All-ACC honors ... played on three ACC championship teams in 1960-61-62 ... helped the Blue Devils to a three-year ledger of 23-8 including a 7-6 win over Arkansas in the 1961 Cotton Bowl.

## Dale Grimes

#54 • C • ALIQUIPPA, PA.  
1972 • HONORABLE MENTION

Named honorable mention All-America by the *Associated Press* in 1972 ... helped open holes for Steve Jones, who rushed for 1,271 yards and six TDs to earn ACC Player of the Year honors ... also a first team All-ACC selection and represented Duke in the North-South Game.

## Bob Grupp

#12 • DB • LANGHORNE, PA.  
1976 • HONORABLE MENTION

Earned honorable mention All-America honors from the *Associated Press* as a defensive back after captaining Duke to a 5-5-1 ledger ... recorded 39 tackles, one INT and five PBUs ... also handled Duke's punting chores and averaged 39.87 yards per kick on 45 boots ... two-time first team All-ACC pick in the secondary ... selected in the seventh round of the 1977 NFL Draft by the New York Jets and went on to earn first team NFL All-Pro and Pro Bowl honors as a punter with the Kansas City Chiefs in 1979.

## Elmore Hackney

#66 • QB • DURHAM, N.C.  
1937 • SECOND TEAM

Second team All-America pick by *Newspaper Enterprise America* in 1937 after guiding Duke to a 7-2-1 ledger ... led the Blue Devils in scoring with nine TDs and 10 PATs ... had a 14-carry, 123-yard performance to guide Duke to a 19-6 win over Tennessee during the 1935 campaign ... over three-year career, rushed for 1,359 yards while helping the Blue Devils to a 24-5-1 record with Southern Conference championships in 1935 and 1936.

See page 185 for career rushing statistics

## Tom Hall

#6 • WR • FAYETTEVILLE, N.C.  
1976 • HONORABLE MENTION

Secured honorable mention All-America honors from the *Associated Press* in 1976 after leading Duke in receiving with 44 catches for 594 yards and one TD ... led the ACC in both receptions per game (4.00) and receiving yards per game (54.00) while earning first team all-league accolades ... a year later, capped one of the greatest comebacks in Duke history by catching a seven-yard TD pass from QB Mike Dunn with 13 seconds left in the game as the Blue Devils rallied from a 24-9 fourth quarter deficit for a 25-24 victory.

See page 197 for career receiving statistics

## Bill Haneberg

#30 • DB • WAYNE, N.J.  
1972 • HONORABLE MENTION

Named honorable mention All-America by the *Associated Press* in 1972 ... served as a team captain and helped Duke hold 10 of 11 opponents to 16 or fewer points ... posted three INTs on the season and twice earned ACC Defensive Back of the Week honors following games against Virginia and North Carolina ... also a two-time first team All-ACC choice.

## Leo Hart

#10 • QB • KINSTON, N.C.  
1968 • HONORABLE MENTION  
1969 • HONORABLE MENTION  
1970 • HONORABLE MENTION

Three-time honorable mention All-America choice by the *Associated Press* in 1968-69-70 ... also a three-time first team All-ACC selection ... graduated as Duke's career leader in pass completions (468), pass attempts (872), pass completion percentage (.554) and passing yards (6,116) ... finished career ranking fifth in NCAA history in both completions and total offensive yards ... became the first QB in ACC history to earn first team all-league honors three times, lead the conference in passing yardage three years and pace the league in total offense three seasons ... selected in the third round of the 1971 NFL Draft by the Atlanta Falcons ... inducted into the Duke Athletics Hall of Fame in 1988 and the North Carolina Sports Hall of Fame in 2008.

See page 177 for career passing statistics

## Mike Hart

#81 • TE • SAYVILLE, N.Y.  
2001 • HONORABLE MENTION

An *Associated Press* honorable mention All-America pick in 2001 after catching 30 passes for 476 yards and four TDs ... two-time All-ACC and two-time Academic All-ACC choice ... finished career with 86 catches for 1,370 yards and six TDs.

See page 197 for career receiving statistics

## Dan Hill

#35 • C • ASHEVILLE, N.C.  
1938 • FIRST TEAM

Three-year starter and first team All-America pick by *Newspaper Enterprise America*, *Liberty & Hearst Newspapers* in 1938 after Duke went 9-1 and fell to Southern California in the Rose Bowl ... finished 10th in the balloting for the Heisman Trophy ... served as co-captain of the Iron Dukes defensive unit that recorded nine shutouts during the regular season ... led Duke to a three-year record of 25-4-1 ... enshrined in the College Football Hall of Fame.

## Clarkston Hines

#12 • WR • CHAPEL HILL, N.C.  
1988 • FIRST TEAM  
1989 • FIRST TEAM (CONSENSUS)

One of three two-time first team All-America selections in school history ... established school, ACC and NCAA records during his career with the Blue Devils ... consensus first team All-America pick following his senior season in 1989 ... also received first team honors in 1988 from the *Football Writers Association of America* ... graduated as Duke's career leader in receptions (189), receiving yards (3,318), touchdown receptions (38) and 100-yard receiving games (17) ... in 1989, named the ACC Player of the Year after catching 61 passes for 1,149 yards and 17 TDs as Duke captured a share of the league title ... remains the only player in ACC history to register three 1,000-yard receiving campaigns ... named the recipient of the McKeivin Award as the top athlete in the ACC in 1989 ... College Football Hall of Fame inductee in 2010.

See page 197 for career receiving statistics

## Roy Hord

#60 • T • CHARLOTTE, N.C.  
1957 • FIRST TEAM

Named first team All-America by *Williamson* following the 1957 season ... guided Duke to a three-year record of 19-9-4 with two berths in the Orange Bowl in 1954 and 1957 ... played six seasons in the NFL with Los Angeles, Philadelphia and the New York Jets.



## Dave Hurm

#82 • E • NEWARK, DEL.  
1957 • HONORABLE MENTION

Received honorable mention All-America citation from *United Press International* in 1957 ... caught five passes for 44 yards and one TD while recording one INT on defense ... helped Duke to a 6-3-2 overall ledger and final national ranking of No. 16 by the *Associated Press*.

## Frank Irwin

#56 • T • RALEIGH, N.C.  
1944 • HONORABLE MENTION

Received honorable mention All-America honors from the *Associated Press* in 1944 after Duke went 6-4, won the Southern Conference championship and defeated Alabama, 29-26, in the Sugar Bowl ... aided a Blue Devil defense that allowed 200.67 total yards and 9.30 points per game.

## Ernie Jackson

#13 • DB • HOPKINS, S.C.  
1971 • FIRST TEAM (CONSENSUS)

One of four Duke players to earn consensus first team All-America honors ... starred at Duke from 1969-71 ... as a senior in 1971, returned two interceptions for touchdowns ... also named the ACC Player of the Year in 1971, becoming the league's first defensive player to win the honor ... only player in ACC history to earn league player of the week honors on both offense and defense ... named to the Silver Anniversary All-ACC Team ... seventh round pick of the Saints in the 1972 NFL Draft, and went on to play nine professional seasons with New Orleans, Atlanta and Detroit.

## Bill Jones

#79 • T • RICHMOND, VA.  
1965 • HONORABLE MENTION

Earned honorable mention All-America accolades from the *Associated Press* in 1965 ... helped the Blue Devil offense average 346.40 total yards per game, the program's highest total since 1941 ... also received first team All-ACC, Academic All-ACC and second team Academic All-America honors.

## Cedric Jones

#26 • WR • WELDON, N.C.  
1981 • SECOND TEAM

After averaging nearly 20 yards per catch and scoring 10 TDs, tabbed to the All-America second unit by the *Associated Press* in 1981 ... finished career with 99 catches for 1,732 yards and 21 TDs ... a third round draft choice of New England in the 1982 NFL Draft ... played nine seasons with the Patriots and made an appearance in Super Bowl XX.

See page 197 for career receiving statistics

## Steve Jones

#46 • RB • SANFORD, N.C.  
1972 • THIRD TEAM

Received third team All-America honors from the *Associated Press* following senior season in 1972 ... held the school's career rushing mark for over 30 years before Chris Douglas surpassed his total of 2,951 yards during the 2004 season ... rushed for a Duke single-season record 1,236 yards in 1972 ... gained over 850 yards in both 1970 and 1971 ... scored 20 career TDs on the ground ... picked in the fifth round by the Rams in 1973 and played six seasons in the National Football League.

See page 185 for career rushing statistics

## Mike Junkin

#48 • LB • BELVIDERE, ILL.  
1985 • HONORABLE MENTION  
1986 • SECOND TEAM

Honorable mention All-America pick by the *Associated Press* as a junior in 1985 after posting 162 tackles including 12.0 tackles for loss ... a year later, received second team All-America honors from both the *Associated Press* and *Sporting News* after setting a school single-season mark with 188 total stops ... had 100 or more tackles in three straight seasons ... ranks atop Duke's all-time tackles chart with 513 career hits ... first round pick of the Cleveland Browns in the 1987 NFL Draft.

See page 211 for career defensive statistics

## Sonny Jurgensen

#18 • DB • WILMINGTON, N.C.  
1956 • HONORABLE MENTION

An honorable mention All-America pick by the *Associated Press* as a defensive back in 1956 ... registered one INT as the Blue Devils held eight of 10 opponents to seven points or less ... also played QB and threw for 371 yards and two TDs ... selected in the fourth round of the 1957 NFL Draft by the Philadelphia Eagles ... enjoyed an 18-season NFL career with the Eagles and Washington Redskins, throwing for 32,224 yards and 255 TDs and was a five-time Pro Bowl selection ... retired as the NFL's all-time leader in passing yardage ... member of the North Carolina Sports Hall of Fame (1971), Duke Athletics Hall of Fame (1979) and Pro Football Hall of Fame (1983).

See page 140 for NFL biographical sketch

## Mike Karmazin

#42 • T • IRWIN, PA.  
1941 • SECOND TEAM

Second team All-America choice by *Life Magazine* in 1941 after helping the Blue Devils to a 9-1 mark ... guided the Blue Devils to a three-year record of 24-4 from 1939-41.

## John Kerns

#49 • T • GENEVA, OHIO  
1944 • HONORABLE MENTION

In his only season as a letterman, received an honorable mention All-America nod from both the *Associated Press* and *United Press International* in 1944 after Duke went 6-4 with a victory over Alabama in the Sugar Bowl.

## Bill Khayat

#37 • TE • YORK, PA.  
1994 • HONORABLE MENTION

Picked up honorable mention All-America recognition from *Football News* in 1994 after catching 49 passes for 562 yards and two TDs ... capped the season off with a 11-catch, 109-yard performance against Wisconsin in the Hall of Fame Bowl ... also earned second team All-ACC and Academic All-ACC honors.

See page 197 for career receiving statistics

## Ernie Knotts

#47 • G • ALBEMARLE, N.C.  
1944 • HONORABLE MENTION  
1945 • SECOND TEAM

Honorable mention All-America choice in 1944 by both the *Associated Press* and *United Press International* ... second team All-America pick by the *Football Writers Association of America* in 1945 as Duke went 6-2 and captured the Southern Conference championship for the third straight year ... served as team captain and also received All-Southern Conference honors ... held the nickname "Bear" ... inducted into the Duke Athletics Hall of Fame in 1993.

## Steve Lach

#37 • HB • ALTOONA, PA.  
1941 • FIRST TEAM

Garnered first team All-America recognition from *Newspaper Enterprise America*, *Liberty and Colliers* in 1941 ... in 1941, punted for a school single-season record 45.89 average and rushed for 532 yards and 10 TDs while helping Duke to a 9-1 record and Rose Bowl berth ... finished ninth in the balloting for the Heisman Trophy ... first round pick of the Cardinals in the 1942 NFL Draft ... enshrined in the College Football Hall of Fame.

### Lach's Rushing Statistics

Year	Att.	Yards	Avg.	TD
1939	0	0	—	0
1940	46	315	6.85	5
1941	63	532	8.44	10
Total	109	847	7.77	15

### Lach's Punting Statistics

Year	Att.	Yards	Avg.	Lg
1939	14	545	38.93	—
1940	43	1,662	38.65	60
1941	28	1,285	45.89	64
Total	85	3,492	41.08	64

## Sims Lenhardt

#12 • K • CHALRESTON, S.C.  
1999 • HONORABLE MENTION

An honorable mention All-America selection by *Football News* in 1999 ... led Duke in scoring with 59 points by making 14-of-18 field goal attempts and all 17 PAT attempts ... three-time All-ACC selection ... three-time Academic All-ACC choice ... graduated as Duke's all-time leader in total points (240) and field goals (55).

See page 203 for career kicking statistics

## Dan Lonon

#76 • T • HICKORY, N.C.  
1964 • HONORABLE MENTION

Picked up honorable mention All-America citation from the *Associated Press* in 1964 after captaining Duke to a second place finish in the ACC ... guided a defense that allowed just 13.50 points per game and surrendered more than 21 points just once during the season ... also a first team All-ACC choice.

## Buddy Luper

#20 • HB • ROCKY MOUNT, N.C.  
1943 • HONORABLE MENTION

Honorable mention All-America choice in 1943 by both the *Associated Press* and *United Press International* after leading Duke in rushing yards (520), passing yards (351), total offensive yards (871), punt return yards (221) and all-purpose yards (811) ... also a first team All-Southern Conference pick after helping the Blue Devils to a 9-1 record and league championship.

## Johnny Markus

#61 • G • MORGANTON, N.C.  
1962 • HONORABLE MENTION

Team captain and honorable mention All-America selection in 1962 by *Williamson* as Duke went 8-2 and won the ACC championship ... helped the Blue Devils allow just 43 total points while posting a perfect 6-0 ledger in conference play.

## Ross Martin

#35 • K • SOLON, OHIO  
2012 • HONORABLE MENTION  
2014 • HONORABLE MENTION  
2015 • HONORABLE MENTION

Three-time honorable mention All-America pick by *Sports Illustrated* in 2012, 2014 and 2015 ... topped the 100-point plateau in all three seasons with 106 in 2012, 107 in 2014 and 120 in 2015 ... four-time All-ACC and Academic All-ACC selection ... finished career as Duke's all-time leader in total points (430), field goals (78) and PATs (196) ... represented Duke in the Reese's Senior Bowl on January 30, 2016, in Mobile, Ala. ... signed free agent contract with the NFL's New York Jets in May, 2016.

See page 203 for career kicking statistics

## Bob Matheson

#53 • LB • BOONE, N.C.  
1965 • HONORABLE MENTION  
1966 • FIRST TEAM

Honorable mention All-America pick by the *Associated Press* in 1965 and a first team All-America honoree by *Sporting News*, *Associated Press* and *Time Magazine* in 1966 ... team captain and Duke's MVP in 1966 ... two-time first team All-ACC pick ... named to both the Silver Anniversary and 50th Anniversary All-ACC Teams ... first round selection of the Dolphins in the 1967 NFL Draft ... played 14 professional seasons ... a member of two Super Bowl championship teams with Miami including the 1972 squad that remains the only team in NFL history to go undefeated through the regular season and win the Super Bowl.

## George McAfee

#22 • HB • IRONTON, OHIO  
1939 • FIRST TEAM

Led Duke in rushing, receiving, scoring, kickoff returns, punt returns, interceptions and punting en route to earning first team All-America honors from *Associated Press*, *United Press International* and *News Enterprise America* in 1939 as the Blue Devils went 8-1 ... as a senior, had 23 runs of 20 or more yards and punted 40 times for a 38.2 average ... guided Duke to a three-year ledger of 24-4-1 ... enshrined in the College Football Hall of Fame in 1961 ... enjoyed an outstanding professional career with the Chicago Bears and earned induction into the Pro Football Hall of Fame 1966.

See page 140 for NFL biographical sketch

### McAfee's Rushing Statistics

Year	Att.	Yards	Avg.	TD
1937	48	287	5.98	3
1938	17	22	1.29	0
1939	96	596	6.21	7
Total	161	905	5.62	10

## J.V. McCarthy

#66 • T • RUMSON, N.J.  
1964 • HONORABLE MENTION

Tabbed honorable mention All-America by the *Associated Press* in 1964 ... helped protect All-ACC QB Scotty Glacken, who led the league in pass completions and TD passes, and open holes for All-ACC RB Mike Curtis, who rushed for 497 yards and four TDs.

## Carl McGee

#3 • LB • CINCINNATI, OHIO  
1976 • HONORABLE MENTION

Secured honorable mention All-America accolades from the *Associated Press* in 1976 ... carded 130 total tackles along with 5.0 tackles for loss, two caused fumble and one INT ... also received first team All-ACC honors.

See page 211 for career defensive statistics

## Mike McGee

#68 • G • ELIZABETH CITY, N.C.  
1958 • HONORABLE MENTION  
1959 • FIRST TEAM

Honorable mention All-America selection by *United Press International* in 1958 and a first team All-America pick by *Time Magazine* and *Football Writers Association* in 1959 ... also captured ACC Player of the Year honors and Outland Trophy as the top interior lineman in the nation in 1959 ... two-time first team All-ACC choice ... named to both the Silver Anniversary and 50th Anniversary All-ACC squads ... enshrined in the College Football Hall of Fame ... second round draft pick of the NFL's St. Louis Cardinals in 1960 ... served as Duke's head coach from 1971-78.

## Hal McElhaney

#35 • FB • BURGETTSTOWN, PA.  
1957 • HONORABLE MENTION

Named honorable mention All-America by four outlets — *Associated Press*, *Football Coaches*, *United Press International* & *Williamson* — in 1957 ... served as team captain while rushing for 227 yards and two TDs and earning the ACC's Jacobs Blocking Trophy for the second consecutive year ... two-time ACC wrestling champion in the 191-pound division ... selected in the eighth round of the 1957 NFL Draft by the Philadelphia Eagles ... inducted into the Duke Athletics Hall of Fame in 1995.

### McElhaney's Rushing Statistics

Year	Att.	Yards	Avg.	TD
1955	50	185	3.70	3
1956	90	449	4.99	1
1957	55	227	4.13	2
<b>Total</b>	<b>195</b>	<b>861</b>	<b>4.42</b>	<b>6</b>

## John McNabb

#60 • G • CHARLESTON, S.C.  
1965 • HONORABLE MENTION

Named honorable mention All-America in 1965 by the *Associated Press* after winning the ACC's Jacobs Blocking Trophy ... also a first team All-ACC pick in 1965 while serving as an alternate captain.

## Ed Meadows

#70 • T • OXFORD, N.C.  
1952 • FIRST TEAM  
1953 • FIRST TEAM

Became Duke's second two-time first team All-America honoree in 1952 and 1953 ... first team pick by *Colliers* in 1952 after helping Duke to an 8-2 overall record as the Blue Devils won the Southern Conference title ... first team choice by *Football Writers Association*, *Football Digest* and *Williamson* in 1953 after guiding the Blue Devils to a 7-2-1 overall record and the first ACC championship ... also named to the Silver Anniversary All-ACC Team ... represented Duke in the Senior Bowl in 1954 ... third-round pick of the Colts and played six seasons in the NFL ... enshrined into the Duke Athletics Hall of Fame in 2016.

## Dave Meier

#62 • LB • POTTSTOWN, PA.  
1975 • HONORABLE MENTION

Honorable mention All-America pick by the *Associated Press* in 1975 after leading Duke with 150 total tackles and adding three INTs ... posted a season-high 16 tackles against both Georgia Tech and Southern California ... also served as team captain and earned first team All-ACC honors.

See page 211 for career defensive statistics

## Bruce Mills

#89 • DE • THOMASVILLE, N.C.  
1970 • HONORABLE MENTION

An honorable mention All-America choice by the *Associated Press* in 1970 after registering 97 tackles and three caused fumbles ... also a first team All-ACC selection.

## Bill Milner

#67 • G • WAYNESVILLE, N.C.  
1943 • FIRST TEAM  
1946 • SECOND TEAM

Named first team All-America by the *Associated Press* and *Sporting News* after guiding Duke to an 8-1 ledger in 1943 ... helped Duke outscore its opponents by a 335-34 count in 1943 ... second team All-America pick by *Football Writers Association* and *Football Coaches Association* in 1946 after captaining the Duke team.

## Will Monday

#41 • P • FLOWERY BRANCH, GA.  
2014 • HONORABLE MENTION

Picked up honorable mention All-America recognition from *Sports Illustrated* in 2014 after ranking third in the ACC and 27th nationally in punting average (42.68) ... four-time All-ACC and Academic All-ACC pick ... finished career as Duke's all-time leader in punting average (42.64) ... represented Duke in the East-West Shrine Game and participated in the NFL Combine February 23-29, 2016, in Indianapolis, Ind. ... signed free agent contract with the NFL's Pittsburgh Steelers in May, 2016.

See page 207 for career punting statistics

## Tee Moorman

#85 • E • MIAMI, FLA.  
1960 • FIRST TEAM

First team All-America selection in 1960 by the *Football Writers Association of America* and *Football News* after catching a then school-record 54 passes for 476 yards and three TDs ... in 1960, helped Duke to an 8-3 record, the ACC championship and a 7-6 win over Arkansas in the Cotton Bowl ... caught the game-tying touchdown pass from Don Altman late in the fourth quarter in the bowl victory over the Razorbacks ... named to the Silver Anniversary All-ACC Team ... earned an NCAA Silver Anniversary Award in 1986.

### Moorman's Receiving Statistics

Year	Rec.	Yards	Avg.	TD
1958	11	142	12.91	1
1959	6	91	15.17	1
1960	54	476	8.82	3
<b>Total</b>	<b>71</b>	<b>709</b>	<b>9.99</b>	<b>5</b>

## Brian Morton

#17 • P • WINTER HAVEN, FLA.  
2000 • FIRST TEAM

First team All-America selection by the *Football Writers Association of America* and *Sporting News* as a senior in 2000 after averaging 45.2 yards per punt ... average led the ACC and ranked second nationally and continues to stand second on Duke's single-season chart ... also received first team All-ACC accolades in 2000 ... closed his career with an ACC-record 12,000 career punting yards.

See page 207 for career punting statistics

## Kelly Mote

#32 • E • HAPEVILLE, GA.  
1945 • HONORABLE MENTION

Garnered honorable mention All-America honors from the *Associated Press* in 1945 as Duke went 6-2 and captured the Southern Conference crown ... also earned first team all-league honors and served as Duke's game captain for the final three weeks in victories over Georgia Tech, N.C. State and North Carolina.

## Mike Murphy

#53 • C • LOUISVILLE, KY.  
1967 • HONORABLE MENTION

Secured honorable mention All-America honors by the *Associated Press* in 1967 after serving as team captain ... also earned first team All-ACC honors and represented Duke at the East-West Shrine Game.

## Jim Myers

#41 • G • MADISON, W. VA.  
1943 • HONORABLE MENTION

An honorable mention All-America pick by both the *Associated Press* and *United Press International* in 1943 ... helped the Blue Devils to an 8-1 ledger and Southern Conference title as Duke outscored its opponents by a 335-34 margin on the year.

## Ed Newman

#74 • OG • WOODBURY, N.Y.  
1971 • SECOND TEAM  
1972 • HONORABLE MENTION

Second team All-America choice by *Football News* in 1971 before garnering honorable mention accolades from the *Associated Press* a season later ... was a key element in the Duke offense during his tenure as quarterback Leo Hart, receiver Wes Chesson and back Steve Jones set school records ... two-time All-ACC selection ... two-time ACC wrestling champion (1970-71) in the heavyweight division ... chosen in the sixth round of the 1973 NFL Draft by Miami, and helped the Dolphins to three Super Bowl berths ... four-time NFL All-Pro pick in 1981-82-83-84 ... inducted into the Duke Athletics Hall of Fame in 1987.

## Vince Oghobaase

#3 • DT • HOUSTON, TEXAS  
2009 • THIRD TEAM

Third team All-America selection in 2009 by *Sporting News* after posting 37 tackles, 7.5 tackles for loss and 2.5 quarterback sacks ... two-time honorable mention All-ACC choice ... named team captain as a senior ... played in 44 career games and totaled 165 tackles, 36.5 tackles for loss and 14.0 quarterback sacks.

### Oghobaase's Defensive Statistics

Year	UT	AT	TT	TFL	QBS	INT
2006	10	18	28	8.0-19	1.0-6	0
2007	20	29	49	12.0-42	4.5-29	0
2008	23	28	51	9.0-38	6.0-33	0
2009	18	19	37	7.5-33	2.5-15	0
<b>Total</b>	<b>71</b>	<b>94</b>	<b>165</b>	<b>36.5-132</b>	<b>14.0-83</b>	<b>0</b>

## Robert Oxendine

#63 • OT • ARLINGTON, VA.  
1982 • SECOND TEAM

Received second team All-America accolades from *Football News* in 1982 after co-captaining the Blue Devils to a 6-5 ledger and third place finish in the ACC ... provided protection for quarterback Ben Bennett, who established school single-season records for passing yards (3,033) and TDs (20).

## Johnny Palmer

#53 • C • LYNCHBURG, VA.  
1953 • HONORABLE MENTION

An honorable mention All-America pick by *United Press International* in 1953 after helping Duke to a 7-2-1 ledger and ACC championship ... helped the Blue Devil defense surrender an average of 8.10 points per game with six opponents scoring seven points or less.

## Ace Parker

#34 • HB • PORTSMOUTH, VA.  
1935 • SECOND TEAM  
1936 • FIRST TEAM (CONSENSUS)

Two-time All-America pick ... earned second team All-America honors from *Newspaper Enterprise America* in 1935 and first team accolades from *Associated Press*, *United Press International*, *Walter Camp Foundation* and *Hearst Newspapers* a year later ... guided Duke to a three-year record of 24-5 from 1934-36, serving as team captain in final season as the Blue Devils went 9-1 ... finished sixth in the balloting for the Heisman Trophy ... enshrined in the College Football Hall of Fame ... second round pick of the NFL's Brooklyn Dodgers in 1937 ... earned the league's Most Valuable Player award in 1940 and inducted into the Pro Football Hall of Fame in 1972 ... played Major League Baseball for the Philadelphia Athletics.

See page 140 for NFL biographical sketch

See page 185 for career rushing statistics

## Bob Pascal

#20 • HB • BLOOMFIELD, N.J.  
1955 • FIRST TEAM

Received first team All-America honors from *Williamson* in 1955 ... became Duke's first two-time first team All-ACC performer ... helped Duke to a 22-6-3 three-year ledger including the 1954 ACC crown and a 34-7 win over Nebraska in the Orange Bowl ... in the win over Nebraska, rushed nine times for 91 yards and scored the first touchdown of the game with a seven-yard dash ... paced the Blue Devils in rushing in both 1954 and 1955 and was Duke's MVP in 1955 ... in a 14-0 win over Wake Forest on November 19, 1955, rushed 20 times for a career-high 157 yards ... finished career with 1,523 rushing yards and 19 TDs ... third round selection of the Baltimore Colts in the 1956 NFL Draft.

See page 185 for career rushing statistics

## John Patterson

#74 • OT • ALLENTOWN, PA.  
1977 • HONORABLE MENTION

An honorable mention All-America selection by the *Associated Press* in 1977 as Duke's lone All-ACC selection.

## Gary Pellom

#63 • OT • FAYETTEVILLE, N.C.  
1975 • HONORABLE MENTION

Named honorable mention All-America by the *Associated Press* in 1975 ... helped the Duke offense compile 4,074 yards of total offense, reaching the 4,000-yard barrier for just the third time in school history (1968 & 1970).

## Alex Piasecky

#57 • E • JEANETTE, PA.  
1941 • HONORABLE MENTION

Garnered honorable mention All-America honors from the *Associated Press* after helping the 1941 squad to a 9-1 record and berth in the Rose Bowl ... part of a defensive unit that allowed 41 total points through nine regular season games and an offense that ranked second nationally in scoring (34.56).

## Chris Port

#73 • OT • WANAQUE, N.J.  
1989 • FIRST TEAM

First team All-America choice by the *Football Writers Association of America* in 1989 after helping the Blue Devils to an 8-4 record and appearance in the All American Bowl ... key component to a Blue Devil offense that averaged 31.4 points per game and included All-America receiver Clarkston Hines ... two-time first team All-ACC pick ... named the recipient of the Jacobs Blocking Trophy in 1989 as the top blocker in the ACC ... spent six seasons with the New Orleans Saints after being selected in the 12th round of the 1990 NFL Draft.

## Pat Preston

#50 • T • THOMASVILLE, N.C.  
1943 • FIRST TEAM

Received first team All-America honors from *Associated Press* and *International News Service* in 1943 after helping the Blue Devils outscore their opponents by a 335-34 margin on the season ... led Duke to an 8-1 mark and the Southern Conference championship ... lone defeat of the campaign came to No. 4 Navy, 14-13.

## Frank Ribar

#50 • T • ALLIQUIPPA, PA.  
1939 • SECOND TEAM

Second team All-America choice by *Hearst Newspapers* in 1939 ... helped Duke to a three-year ledger of 24-4-1 from 1937-39 including Southern Conference titles in both 1938 and 1939 ... member of the 1938 Duke squad that rolled through the regular season unbeaten, untied and unscored upon and then played against Southern California in the Rose Bowl.

## John Ricca

#76 • DT • BETHESDA, MD.  
1973 • HONORABLE MENTION

Tabbed honorable mention All-America in 1973 by the *Associated Press* ... helped Duke rank first in the ACC in pass defense and second in both rush and total defense ... also a first team All-ACC pick.

## Tony Ruffa

#52 • T • WASHINGTON, PA.  
1940 • SECOND TEAM

Named second team All-America by *Associated Press*, *Williamson* and *Liberty* following the 1940 campaign after helping Duke to a 7-2 record ... guided Duke to a three-year 24-4 ledger ... member of Duke's 1938 squad that went 9-1 and played in the Rose Bowl.

## Rich Searl

#12 • DB • NORTH PLAINFIELD, N.J.  
1970 • HONORABLE MENTION  
1971 • HONORABLE MENTION

Two-time honorable mention All-America selection by the *Associated Press* in 1970 and 1971 ... in 1970, posted 173 tackles and ranked second in the ACC with seven INTs ... in 1971, tied for the team lead with five INTs ... three-time first team All-ACC choice ... graduated as Duke's all-time leader in INTs (16) and record stood until 2006 (John Talley: 18).

## Matt Skura

#62 • C • COLUMBUS, OHIO  
2015 • SECOND TEAM

Second team All-America choice by *USA Today* in 2015 after helping Duke to an 8-5 ledger and 44-41 overtime win over Indiana in the New Era Pinstripe Bowl ... served as team captain and earned first team All-ACC honors ... tied for second in the balloting for the ACC's Jacobs Blocking Trophy ... represented Duke at the NFL Combine February 23-29, 2016, in Indianapolis, Ind. ... signed free agent contract with the NFL's Baltimore Ravens in May, 2016.

## Red Smith

#49 • HB • WINSTON-SALEM, N.C.  
1951 • FIRST TEAM

Named first team All-America by *Colliers* in 1951 after leading the Southern Conference in punting (40.66) ... in addition to his punting, rushed 99 times for 442 yards while scoring five TDs ... played on Duke's 1952 baseball team that advanced to the College World Series ... on the diamond, Smith helped the Blue Devils to a 31-7 mark in 1952 by batting .413 with six home runs and 36 RBI.

### Smith's Punting Statistics

Year	Att.	Yards	Avg.	Lg
1951	47	1,911	40.66	—
1952	22	711	32.32	—
1953	1	27	27.00	—
<b>Total</b>	<b>70</b>	<b>2,649</b>	<b>37.84</b>	<b>—</b>

See page 185 for career rushing statistics

## Will Snyderwine

#96 • K • POTOMAC, MD.  
2010 • FIRST TEAM

First team All-America selection by the *American Football Coaches Association* in 2010 ... made 21-of-24 (.875) field goals and all 32 of his PAT attempts for 95 total points ... set school single-season records for field goals, consecutive field goals made (18) and field goal percentage while posting the second-highest point total Clarkston Hines' 104-point campaign in 1989 ... ranked first in the ACC and sixth nationally in field goals per game (1.75).

See page 203 for career kicking statistics

## Chuck Stavins

#77 • T • NIAGARA FALLS, N.Y.  
1965 • HONORABLE MENTION

An honorable mention All-America pick in 1965 by the *Associated Press* as Duke went 6-4 ... aided a defensive unit that allowed 15.70 points per game and held six opponents to 15 points or less.

## Keith Stoneback

#45 • LB • LANSDALE, PA.  
1973 • HONORABLE MENTION  
1974 • THIRD TEAM

Honorable mention All-America pick by the *Associated Press* in 1973 after leading the ACC in tackles with 173 ... third team All-America honoree by *Football News* following senior season in 1974 after posting 134 total tackles while helping Duke to six victories ... two-year team captain ... two-time first team All-ACC honoree ... finished career with eight games with 16+ tackles including a career-high 23 stops against N.C. State in 1973.

See page 211 for career defensive statistics

## Dennis Tabron

#25 • DB • BUNN, N.C.  
1980 • HONORABLE MENTION

Received honorable mention All-America citation from the *Associated Press* in 1980 after leading the ACC in INTs per game (0.45) ... on the year, posted five INTs and four PBUS ... against Clemson, matched ACC single-game record with three INTs and set Duke single-game standard for INT return yards with 128 ... finished career with nine INTs.

## Michael Tauilili

#34 • LB • HOUSTON, TEXAS  
2008 • SECOND TEAM

Second team All-America honoree by the *Walter Camp Foundation* in 2008 ... led the ACC and ranked third nationally in tackles per game (11.67) ... closed the season with 140 tackles, 13.0 tackles for loss and four interceptions to earn first team All-ACC honors and finish third in the balloting for ACC Defensive Player of the Year ... also served as team captain and received Duke's MVP award ... logged 434 career stops with 46.0 tackles for loss ... earned Defensive MVP honors in the 84th annual East-West Shrine Bowl on January 17, 2009.

See page 211 for career defensive statistics

## Eric Tipton

#20 • FB • PETERSBURG, VA.  
1938 • FIRST TEAM

Named first team All-America by the *New York Sun* and *United Press International* following the 1938 season ... helped the Blue Devils to a perfect 9-0 regular season record by rushing for 577 yards while completing 22-of-51 passes for 269 yards and two TDs ... served as co-captain with Dan Hill on the 1938 club that fell, 7-3, in the Rose Bowl to Southern California ... enshrined in the College Football Hall of Fame ... chosen in the 15th round of the 1939 NFL Draft by the Washington Redskins.

See page 185 for career rushing statistics

## Laken Tomlinson

#77 • OG • CHICAGO, ILL.  
2014 • FIRST TEAM

Consensus All-America choice in 2014 after guiding Duke to a 9-4 record and berth in the Hyundai Sun Bowl ... received first team honors from *Walter Camp Foundation*, *Associated Press* and second team accolades from *USA Today*, *Athlon* and *Sporting News* ... helped the Blue Devils become the first offense in school history to average 180+ rushing yards and 210+ passing yards per game ... as a senior, served as team captain, earned a spot on the AFCA Good Works Team and was the recipient of the FWAA/Orange Bowl Courage Award ... also a two-time first team All-ACC pick and represented Duke at both the Senior Bowl and 2015 NFL Combine ... first round pick by the Detroit Lions in the 2015 NFL Draft, going 28th overall ... the highest Duke player drafted since Mike Junkin went fifth overall to the Cleveland Browns in 1987, and just the sixth Duke player to be selected in the first round of the draft.

## Tom Topping

#76 • T • ROANOKE RAPIDS, N.C.  
1957 • FIRST TEAM

First team All-America choice by *Football Writers Association* in 1957 ... also received All-ACC and Team MVP accolades ... a mainstay along the Blue Devil line from 1955-57 ... led Duke to a three-year record of 18-9-4 ... helped the Blue Devils capture the ACC championship in 1955 and play in the 1958 Orange Bowl.

## Earle Wentz

#47 • E • SCHOOLFIELD, VA.  
1934 • SECOND TEAM

Second team All-America choice by *Liberty* in 1934 as Duke went 7-2 ... also tabbed Duke's Team MVP in 1934 ... two-time All-Southern Conference pick ... guided the Blue Devils to a three-year overall ledger of 23-6.

## Jay Wilkinson

#15 • HB • NORMAN, OKLA.  
1963 • FIRST TEAM

Earned first team All-America pick by *Football Coaches Association*, *Football Writers Association* and *United Press International* and ACC Player of the Year honoree in 1963 after setting a school single-season record with 12 TDs ... finished ninth in the balloting for the Heisman Trophy ... helped Duke to a three-year record of 20-9-1 and two ACC titles in 1961 and 1962 ... continues to hold Blue Devil records for punt return yards in a game (160), punt returns for touchdowns in a season (2) and punt returns for touchdowns in a career (3) ... played in the East-West Shrine Game and the Hula Bowl ... ninth round selection of the Chicago Bears in the 1964 NFL Draft.

### Wilkinson's Rushing Statistics

Year	Att.	Yards	Avg.	TD
1961	0	0	—	0
1962	54	279	5.17	0
1963	117	631	5.39	6
<b>Total</b>	<b>171</b>	<b>910</b>	<b>5.32</b>	<b>6</b>

### Wilkinson's Receiving Statistics

Year	Att.	Yards	Avg.	TD
1961	12	210	17.50	2
1962	6	65	10.83	1
1963	14	256	18.29	5
<b>Total</b>	<b>32</b>	<b>531</b>	<b>16.59</b>	<b>8</b>

### Wilkinson's Punt Return Statistics

Year	No.	Yards	Avg.	TD
1961	22	328	14.91	2
1962	28	259	9.25	0
1963	15	174	11.60	1
<b>Total</b>	<b>65</b>	<b>761</b>	<b>11.71</b>	<b>3</b>

### Wilkinson's Kickoff Return Statistics

Year	No.	Yards	Avg.	TD
1961	4	72	18.00	0
1962	10	219	21.90	0
1963	9	260	28.89	0
<b>Total</b>	<b>23</b>	<b>551</b>	<b>23.96</b>	<b>0</b>

## Matt Williams

#78 • OT • BIRMINGHAM, ALA.  
1994 • SECOND TEAM

One of three All-America selections on Duke's 1994 squad ... a second team honoree by *United Press International* following the Blue Devils' 8-4 season that included seven straight wins and a trip to the Hall of Fame Bowl in Tampa, Fla. ... served as team captain and garnered All-ACC accolades in 1994.

## Garland Wolfe

#47 • G • GREENSBORO, N.C.  
1944 • HONORABLE MENTION

Secured honorable mention All-America accolades from *United Press International* in 1944 after Duke went 6-4 and defeated Alabama, 29-26, in the Sugar Bowl.



# COLLEGE FOOTBALL HALL OF FAME

## Fred Crawford

1973

T • WAYNESVILLE, N.C.

**Inducted in 1973** ... lettered three seasons (1931-32-33) as Duke went 21-7-2 during his tenure ... two-time All-America pick in 1932 (2nd team) and 1933 (1st team) ... Duke's first All-America selection ... became the first athlete from the state of North Carolina to be named to a football All-America squad ... led the Blue Devils to a 9-1 season record and the Southern Conference championship in 1933 ... team captain and All-Southern Conference selection in 1933 ... enshrined in both the Duke Sports (1976) and North Carolina Sports (1964) Halls of Fame.

## Al DeRogatis

1986

#68 • T • NEWARK, N.J.

**Inducted in 1986** ... lettered four seasons (1945-46-47-48) ... member of Duke's 1945 squad that captured the Southern Conference title and finished the year ranked 13th in the final *Associated Press* national poll ... All-Southern Conference pick in 1946 ... team captain and first team All-America honoree in 1948 ... second round choice of the NFL's New York Giants in 1949 and twice was named All-Pro ... earned induction into the Duke Sports Hall of Fame in 1985.

## Dan Hill

1962

#35 • C • ASHEVILLE, N.C.

**Inducted in 1962** ... lettered three seasons (1936-37-38) ... helped Duke to a three-year record of 25-4-1 with three top-20 finishes in the final *Associated Press* national poll (11th in 1936, 20th in 1937 & 3rd in 1938) ... member of two Southern Conference championship squads in 1936 and 1938 ... first team All-America pick in 1938 ... served as co-captain of the 1938 Iron Dukes unit that recorded nine shutouts during the regular season and finished the year 9-1 following a 7-3 loss to Southern California in the Rose Bowl ... also enshrined in both the Duke Sports (1975) and North Carolina Sports (1972) Halls of Fame.

## Clarkston Hines

2010

#12 • WR • CHAPEL HILL, N.C.

**Inducted in 2010** ... lettered four seasons (1986-87-88-89) ... two-time first team All-America selection in 1988 and 1989 ... three-time All-ACC pick ... consensus first team All-America pick following his senior season in 1989 ... in 1989, named the ACC Player of the Year after catching 61 passes for 1,149 yards and 17 TDs as Duke captured a share of the league title and played in the All American Bowl ... had 68 grabs for 1,067 yards and 10 TDs as a junior and 57 catches for 1,093 yards and 11 TDs during sophomore campaign ... at the time of induction, was Duke's career leader in receptions (189), receiving yards (3,318), touchdown receptions (38) and 100-yard receiving games (17) ... one of only two players in ACC history to register three 1,000-yard receiving campaigns ... holds league record for TD receptions ... recipient of the McKevlin Award as the top athlete in the ACC in 1989 ... inducted into the Duke Sports Hall of Fame in 1999.

### Hines' Receiving Statistics

Year	Rec.	Yards	Avg.	TD
1986	3	9	3.00	0
1987	57	1,093	19.18	11
1988	68	1,067	15.69	10
1989	61	1,149	18.84	17
Total	189	3,318	17.56	38

## Howard Jones

1951

COACH • EXCELLO, OHIO

**Inducted in 1951** ... served as Duke's head coach in 1924 and compiled a record of 4-5 (.444) in one season with the Blue Devils ... also served as the head coach at Syracuse (1908), Yale (1909 & 1913), Ohio State (1910), Iowa (1916-23) and Southern California (1925-40) ... compiled an overall head coaching record of 194-64-21 (.733) and won five national crowns with Yale (1909) and Southern California (1928, 1931, 1932 & 1939) ... played football at Yale and was a member of three national championship teams (1905, 1906 & 1907).

## Steve Lach

1980

#37 • HB • ALTOONA, PA.

**Inducted in 1980** ... lettered three seasons (1939-40-41) ... helped Duke to a three-year record of 24-4 and two Southern Conference crowns (1939 & 1941) ... garnered first team All-America recognition in 1941 ... punted for a school single-season record 45.9 average and rushed for 532 yards and 10 TDs in 1941 while helping Duke to a 9-1 record and Rose Bowl berth ... two-time All-Southern Conference choice ... first round pick of the Cardinals in the 1942 NFL Draft ... inducted into the Duke Sports Hall of Fame in 1980.

### Lach's Rushing Statistics

Year	Att.	Yards	Avg.	TD
1939	0	0	—	0
1940	46	315	6.85	5
1941	63	532	8.44	10
Total	109	847	7.77	15

## George McAfee

1961

#22 • HB • IRONTON, OHIO

**Inducted in 1961** ... lettered three seasons (1937-38-39) ... helped Duke to a three-year record of 24-4-1 ... member of two Southern Conference championship squads in 1938 & 1939 ... in 1939, led Duke in rushing, receiving, scoring, kickoff returns, punt returns, interceptions and punting en route to earning first team All-America honors as the Blue Devils went 8-1 ... first round pick of the Chicago Bears in 1940 ... had jersey #5 retired by the Bears ... enshrined in the Pro Football Hall of Fame (1966) ... inducted into the Duke Sports (1975) and North Carolina Sports (1967) Halls of Fame.

### McAfee's Rushing Statistics

Year	Att.	Yards	Avg.	TD
1937	48	287	5.98	3
1938	17	22	1.29	0
1939	96	596	6.21	7
Total	161	905	5.62	10

## Mike McGee

1990

#68 • G • ELIZABETH CITY, N.C.

**Inducted in 1990** ... lettered three seasons (1957-58-59) ... member of Duke's 1957 club that played in the Orange Bowl and finished the year ranked 16th nationally ... first team All-America pick in 1959 ... captured the Outland Trophy in 1959 as the top interior lineman in the nation ... 1959 ACC Player of the Year ... two-time first team All-ACC choice ... named to both the Silver Anniversary and 50th Anniversary All-ACC squads ... second round draft pick of the NFL's St. Louis Cardinals in 1960 ... served as Duke's head coach from 1971-78 ... enshrined in the Duke Sports (1983) and North Carolina Sports (1991) Halls of Fame.

## Bill Murray

1974

COACH • ROCKY MOUNT, N.C.

**Inducted in 1974** ... served as Duke's head coach from 1951-65 and compiled a record of 93-51-9 (.637) in 15 seasons ... a 1931 Duke graduate and three-year football letterman (1928-29-30) ... guided Duke to one Southern Conference title (1952) and six ACC crowns (1953, 1954, 1955, 1960, 1961 & 1962) ... ACC Coach of the Year pick in 1954, 1960 & 1962 ... led Duke to appearances in the Orange Bowl (1954 & 1957) and Cotton Bowl (1960) ... head football coach at Delaware from 1940-50, compiling a record of 49-16-2 (.739) ... inducted into the Duke Sports Hall of Fame in 1976.

## Ace Parker

1955

#34 • HB • PORTSMOUTH, VA.

**Inducted in 1955** ... lettered three seasons (1934-35-36) ... guided Duke to a three-year record of 24-5 ... two-time All-America choice (1935 & 1936) ... Duke's team captain and MVP in 1936 ... played on two Southern Conference championship teams (1935 & 1936) ... second round pick of the NFL's Brooklyn Dodgers in 1937 ... MVP of the NFL in 1940 ... inducted into the Pro Football Hall of Fame in 1972 ... served as an assistant football coach at Duke from 1947-65 ... enshrined in the Duke Sports (1975) and North Carolina Sports (1963) Halls of Fame.

### Parker's Rushing Statistics

Year	Att.	Yards	Avg.	TD
1934	86	325	3.78	3
1935	119	884	7.43	10
1936	111	647	5.83	8
Total	316	1,856	5.87	21

## Eric Tipton

1965

#20 • FB • PETERSBURG, VA.

**Inducted in 1965** ... lettered three seasons (1936-37-38) ... helped Duke to a three-year mark of 25-4-1 ... co-captain and first team All-America pick in 1938 ... All-Southern Conference selection in 1938 ... chosen by the Chicago Cardinals in the 15th round in the 1940 NFL Draft ... inducted into the Duke Sports Hall of Fame in 1976.

### Tipton's Rushing Statistics

Year	Att.	Yards	Avg.	TD
1936	112	415	3.71	6
1937	125	594	4.75	7
1938	129	577	4.47	4
Total	366	1,586	4.33	17

## Wallace Wade

1955

COACH • TRENTON, TENN.

**Inducted in 1955** ... head coach at Duke from 1931-41 and 1946-50 ... compiled an overall record of 110-36-7 (.742) in 16 seasons ... guided Duke to six Southern Conference crowns in 1933, 1935, 1936, 1938, 1939 and 1941 ... coached Duke to Rose Bowl berths in 1938 and 1941 ... head coach at Alabama from 1923-30, posting a 61-13-3 (.812) record with three national titles (1925, 1926 & 1930) ... played college football at Brown (1914-16) ... served as the commissioner of the Southern Conference from 1951-60 ... Duke's football stadium was renamed Wallace Wade Stadium in 1967 ... bronze statue of Wade was erected outside Alabama's Bryant-Denny Stadium in 2006 ... inducted into the Duke Sports Hall of Fame in 1975.

# PRO FOOTBALL HALL OF FAME

## Sonny Jurgensen

1983

QB • WILMINGTON, N.C.  
PHILADELPHIA EAGLES  
WASHINGTON REDSKINS

**Inducted in 1983** ... fourth round draft choice of the Philadelphia Eagles in 1957 (43rd pick overall) ... played 18 seasons with the Eagles (1957-63) and Washington Redskins (1964-74) ... played in 218 total games (83 with Philadelphia & 135 with Washington) ... served as backup to Bobby Thompson (1957) and Norm van Brocklin (1958-60) in Philadelphia before taking starting role in 1961 ... traded on April 1, 1964, from Philadelphia to Washington in exchange for QB Norm Snead and CB Claude Crabb ... won five (1961, 1962, 1966, 1967 & 1969) NFL individual passing titles ... led the NFL in passing touchdowns twice (1961 & 1967) ... led the NFL in pass completions four times (1961, 1966, 1967 & 1969), pass attempts three times (1966, 1967 & 1969) and passer rating once (1967) ... shares the NFL record for longest pass completion, hooking up with Gerry Allen for a 99-yard pass versus Chicago on September 15, 1968 ... surpassed 3,000 yards in five seasons, 300 yards in 25 games and 400 yards in five games ... five-time Pro Bowl pick (1961, 1964, 1966, 1967 & 1969) ... helped Philadelphia to the 1960 NFL championship ... was a member of four playoff teams with the Redskins ... rushed for 493 career yards with 15 TDs ... professional career included 18 fourth quarter comebacks and 14 game-winning drives ... retired as the NFL's all-time leading passer ... named to the NFL's All-Decade team for the 1960s ... tabbed to the Eagles Honor Roll in 1987 ... member of the Redskins Ring of Fame ... inducted into the North Carolina Sports Hall of Fame in 1971 ... inducted into the Duke Sports Hall of Fame in 1979 ... on June 13, 2002, was selected as one of the 70 Greatest Redskins as the organization celebrated its 70th anniversary ... inducted into the Orange Bowl Hall of Honor in 2004 ... born August 23, 1934.

### Jurgensen's Passing Statistics

#### Philadelphia Eagles: 1957-63

#### Washington Redskins: 1964-74

Year	Comp	Att	INT	Pct.	Yards	TD
1957	33	70	8	.471	470	5
1958	12	22	1	.545	259	0
1959	3	5	0	.600	27	1
1960	24	44	1	.545	486	5
1961	235	416	24	.565	3,723	32
1962	196	366	26	.536	3,261	22
1963	99	184	13	.538	1,413	11
1964	207	385	13	.538	2,934	24
1965	190	356	16	.534	2,367	15
1966	254	436	19	.583	3,209	28
1967	288	508	16	.567	3,747	31
1968	167	292	11	.572	1,980	17
1969	274	442	15	.620	3,102	22
1970	202	337	10	.599	2,354	23
1971	16	28	2	.571	170	0
1972	39	59	4	.661	633	2
1973	87	145	5	.600	904	6
1974	107	167	5	.641	1,185	11
<b>Total</b>	<b>2,433</b>	<b>4,262</b>	<b>189</b>	<b>.571</b>	<b>32,224</b>	<b>255</b>

## George McAfee

1966

HB • IRONTON, OHIO  
CHICAGO BEARS

**Inducted in 1966** ... first round draft choice of the Philadelphia Eagles in 1940 (2nd pick overall) ... played with the Chicago Bears (1940-41; 1945-50) ... in eight seasons, recorded 234 points, 5,713 combined net yards and 25 interceptions ... scored 39 touchdowns in 75 career games ... in 1941, led the league in both rushing yards per attempt average (7.3) and total touchdowns (12), scoring via rush (6), reception (3), punt return (1), kickoff return (1) and interception return (1) ... led the NFL in punt returns (30) and punt return yards (417) in 1948 ... holds career record for punt return average at 12.78 ... career-long rush of 70 yards came in 1941 ... named All-NFL in 1941 ... had his jersey number (#5) retired by the Bears ... named to the NFL's 1940s All-Decade Team as voted on by the Pro Football Hall of Fame Selection Committee members ... helped Chicago to NFL Western Division titles in 1940, 1941 and 1946 and to NFL championships in 1940 and 1946 ... returned an interception 35 yards for a touchdown in Chicago's 73-0 win over Washington in the 1940 NFL Championship Game ... from 1942-45, served in the Navy during World War II ... inducted into the College Football Hall of Fame in 1961 ... inducted into the North Carolina Sports Hall of Fame in 1967 ... inducted into the Duke Sports Hall of Fame in 1975 ... born March 13, 1918 ... died March 4, 2009.

### McAfee's Rushing Statistics

#### Chicago Bears: 1940-41; 1945-50

Year	Att.	Yards	Avg.	Lg	TD
1940	47	253	5.38	—	2
1941	65	474	7.29	70	6
1945	16	139	8.69	38	3
1946	14	53	3.79	14	0
1947	63	209	3.32	39	3
1948	92	392	4.26	23	5
1949	42	161	3.83	23	3
1950	2	4	2.00	4	0
<b>Total</b>	<b>341</b>	<b>1,685</b>	<b>4.94</b>	<b>70</b>	<b>22</b>

### McAfee's Receiving Statistics

#### Chicago Bears: 1940-41; 1945-50

Year	Rec.	Yards	Avg.	Lg	TD
1940	7	117	16.71	—	0
1941	7	144	20.57	39	3
1945	3	85	28.33	65	1
1946	10	137	13.70	25	3
1947	32	492	15.38	53	1
1948	17	227	13.35	50	2
1949	9	157	17.44	52	1
1950	0	0	—	0	0
<b>Total</b>	<b>85</b>	<b>1,359</b>	<b>15.99</b>	<b>65</b>	<b>11</b>

### McAfee's Punt Return Statistics

#### Chicago Bears: 1940-41; 1945-50

Year	PR	Yards	Avg.	Lg	TD
1940	0	0	—	0	0
1941	5	158	31.60	74	1
1945	1	8	8.00	8	0
1946	1	24	24.00	24	0
1947	18	261	14.50	35	0
1948	30	417	13.90	60	1
1949	24	279	11.63	33	0
1950	33	284	8.61	33	0
<b>Total</b>	<b>112</b>	<b>1,431</b>	<b>12.78</b>	<b>74</b>	<b>2</b>

## Ace Parker

1972

HB • PORTSMOUTH, VA.  
BROOKLYN DODGERS  
BOSTON YANKS

**Inducted in 1972** ... second round draft choice of the Brooklyn Dodgers in 1937 (13th pick overall) ... played with the Dodgers (1937-41) and Boston Yanks (1945) ... led the NFL in passing yardage in 1938 ... named the NFL's Most Valuable Player in 1940 after passing for 817 yards and 10 touchdowns, rushing for 306 yards and leading the league in PATs (19) as Brooklyn compiled an 8-3 record ... earned All-NFL honors in 1937, 1938, 1939 & 1940 ... defensively, registered seven career interceptions for 151 yards and two touchdowns ... played for the New York Yankees of the AAFC in 1946, completing 62-of-115 passes for 763 yards and eight touchdowns ... also played Major League Baseball with the Philadelphia Athletics from 1936-37 ... with the Athletics, played shortstop, second base, third base and outfield and batted .179 (37-of-207) with five doubles, one triple, two home runs and 25 RBI in 94 career games ... became the third player in Major League Baseball history to hit a home run in his first major league plate appearance, doing so as a pinch hitter in the ninth inning off of Wes Ferrell on April 30, 1937, in a 15-5 loss to the Boston Red Sox ... missed the 1942-44 seasons while serving in the armed services during World War II ... inducted into the College Football Hall of Fame in 1955 ... inducted into the North Carolina Sports Hall of Fame in 1963 ... inducted into the Duke Sports Hall of Fame in 1975 ... born May 17, 1912 ... died November 6, 2013.

### Parker's Rushing Statistics

#### Brooklyn Dodgers: 1937-41

#### Boston Yanks: 1945

Year	Att.	Yards	Avg.	Lg	TD
1937	34	28	0.82	—	1
1938	93	253	2.72	—	2
1939	104	271	2.61	—	5
1940	89	306	3.44	—	2
1941	85	301	3.54	60	0
1945	18	-49	-2.72	7	0
<b>Total</b>	<b>423</b>	<b>1,110</b>	<b>2.62</b>	<b>60</b>	<b>10</b>

### Parker's Passing Statistics

#### Brooklyn Dodgers: 1937-41

#### Boston Yanks: 1945

Year	Comp	Att	INT	Pct.	Yards	TD
1937	28	61	7	.459	514	1
1938	63	148	7	.426	865	5
1939	72	157	13	.459	977	4
1940	49	111	7	.441	817	10
1941	51	102	8	.500	639	2
1945	10	24	5	.417	123	0
<b>Total</b>	<b>273</b>	<b>603</b>	<b>47</b>	<b>.453</b>	<b>3,935</b>	<b>22</b>

### Parker's Major League Baseball Statistics

#### Philadelphia Athletics: 1937-38

Year	G	AB	R	H	2B	3B	HR	RBI	SB	AVG
1937	38	94	8	11	0	1	2	13	0	.117
1938	56	113	12	26	5	0	0	12	1	.230
<b>Total</b>	<b>94</b>	<b>207</b>	<b>20</b>	<b>37</b>	<b>5</b>	<b>1</b>	<b>2</b>	<b>25</b>	<b>1</b>	<b>.179</b>

## NFL DRAFT PICKS

Year	Rd	Pick	Player, Team
1936	6	9 (54)	Gus Durner, Giants
1937	2	3 (13)	Ace Parker, Dodgers
1938	6	5 (45)	Joe Brunansky, Cardinals
	12	8 (108)	Elmore Hackney, Giants
1939	8	5 (65)	Dan Hill, Dodgers
	12	8 (108)	Bob O'Mara, Redskins
	15	8 (138)	Eric Tipton, Redskins
1940	1	2 (2)	George McAfee, Eagles
	4	4 (29)	Bill Bailey, Dodgers
	12	8 (108)	Allen Johnson, Redskins
	16	8 (148)	Bolo Perdue, Redskins
	18	6 (166)	Frank Ribar, Lions
1941	9	5 (75)	Jasper Davis, Lions
	16	2 (142)	Wes McAfee, Steelers
	19	9 (179)	Alex Winterson, Bears
1942	1	4 (4)	Steve Lach, Cardinals
	7	8 (58)	Tommy Prothro, Giants
	9	6 (76)	Frank Swiger, Redskins
	13	8 (118)	Bob Barnett, Giants
1943	9	3 (73)	Moffatt Storer, Cardinals
1944	3	9 (25)	Bob Ganitt, Steelers
	10	5 (92)	Ernie Beamer, Giants
	15	8 (150)	Bill Milner, Bears
	17	7 (171)	Tom Davis, Redskins
	23	6 (236)	John Perry, Packers
	24	1 (242)	Bob Nanni, Cardinals
1945	13	1 (121)	Buddy Luper, Cardinals
	15	2 (144)	Gordon Carver, Cardinals
	17	3 (167)	Ben Cittadino, Cardinals
	27	3 (277)	Glen Stough, Steelers
	28	1 (286)	Garland Williams, Cardinals
	29	6 (302)	Frank Irwin, Redskins
1946	2	3 (13)	George Clark, Steelers
	4	4 (29)	Ernie Knotts, Bears
	12	5 (105)	Al Bush, Giants
	16	7 (147)	Kelly Mote, Lions
	18	1 (161)	Frank Irwin, Cardinals
	21	10 (200)	Cliff Lewis, Rams
	23	3 (213)	Bill Leitheiser, Steelers
	24	2 (222)	Mike Karmazin, Yanks
	29	5 (275)	Steve Lucas, Giants
	30	1 (281)	Jim LaRue, Cardinals
1947	14	2 (117)	Leo Long, Yanks
	15	6 (131)	Buddy Mulligan, Cardinals
	25	3 (228)	Hal Mullins, Redskins
1948	20	9 (184)	Fred Folger, Steelers
	28	8 (263)	Fred Hardison, Bears
1949	2	3 (14)	Al DeRogatis, Giants
	10	1 (92)	Bill Davis, Lions
	20	6 (197)	Lloyd Eisenberg, Rams
	21	7 (208)	Tommy Hughes, Redskins
	21	8 (209)	Jim Duncan, Bears
1950	5	7 (60)	Louis Allen, Steelers
1951	8	1 (87)	Billy Cox, Redskins
	24	3 (282)	Tom Powers, Redskins
1952	19	9 (226)	Blaine Earon, Lions
	23	10 (275)	Bob Bickel, Giants
1953	12	4 (137)	Jim Lawrence, Bears
	12	7 (140)	Carson Leach, 49ers
	17	12 (205)	Ray Green, Lions
	18	5 (210)	Carl Holben, Steelers
	22	10 (263)	Byrd Looper, Browns
	24	12 (289)	Truett Grant, Lions
	30	5 (354)	Lou Tepe, Steelers
1954	3	5 (30)	Ed Meadows, Bears
	12	1 (134)	Howard Pitt, Cardinals
	21	12 (253)	Jack Kistler, Lions
	22	11 (264)	Lloyd Caudle, Browns
	24	12 (289)	Bob Burrows, Lions

Year	Rd	Pick	Player, Team
1955	14	8 (165)	Nick McKeithan, 49ers
	18	1 (206)	Fred Campbell, Cardinals
	23	10 (275)	Jerry Barger, Bears
1956	3	8 (33)	Bob Pascal, Colts
	14	1 (158)	Ronnie Falls, Lions
	23	7 (272)	Jesse Birchfield, Packers
	29	8 (345)	Jim Nelson, Giants
1957	4	6 (43)	Sonny Jurgensen, Eagles
	8	1 (86)	Hal McElhaney, Eagles
	8	3 (88)	Roy Hord, Rams
	20	7 (236)	Sid DeLoatch, 49ers
	23	9 (274)	Milt Konicek, Cardinals
	26	2 (303)	Buddy Bass, Packers
	26	7 (308)	Tom Topping, 49ers
1958	3	9 (34)	Buzz Guy, Browns
	6	3 (64)	John Kersey, Eagles
	8	11 (96)	Bert Lattimore, Browns
	12	11 (144)	Bob Brodhead, Browns
	17	8 (201)	Jack Harrison, Giants
	18	4 (209)	Phil Dupler, Bears
	22	7 (260)	Bill Thompson, Steelers
	29	9 (346)	Doug Padgett, Colts
1959	3	2 (26)	Wray Carlton, Eagles
	16	9 (189)	Ted Royal, Rams
	23	10 (274)	Jim Gardner, Browns
	29	5 (341)	Dave Sime, Lions
1960	2	2 (14)	Mike McGee, Cardinals
	9	4 (100)	Dwight Bumgarner, Redskins
	13	7 (151)	Bob Spada, Bears
1961	9	3 (115)	Joel Arrington, Redskins
	13	13 (181)	Jack Wilson, Browns
	18	8 (246)	Art Browning, Cardinals
1962	9	9 (121)	Walt Rappold, Colts
1963	12	3 (157)	Chuck Walker, Cardinals
1964	9	14 (126)	Jay Wilkinson, Bears
1965	1	14 (14)	Mike Curtis, Colts
	10	12 (138)	Chuck Drulis, Cardinals
	13	6 (174)	Biff Bracy, Redskins
	17	11 (235)	Sonny Odum, Lions
1966	6	14 (94)	Earl Yates, Redskins
	16	15 (245)	Rod Stewart, Colts
1967	1	18 (18)	Bob Matheson, Browns
	2	15 (41)	Dave Dunaway, Packers
1968	7	26 (191)	Andy Beath, Packers
1970	11	14 (274)	Robert Morris, Oilers
1971	3	7 (59)	Leo Hart, Falcons
	5	15 (119)	Phil Asack, Chargers
	7	7 (163)	Wes Chesson, Falcons
1972	7	8 (164)	Ernie Jackson, Saints
1973	5	11 (115)	Steve Jones, Rams
	6	26 (156)	Ed Newman, Dolphins
	13	13 (325)	Robert Parrish, Jets
	15	7 (371)	Melvin Parker, Cardinals
1974	12	5 (291)	John Ricca, Jets
1975	8	19 (201)	John Hill, Bills
1977	4	17 (101)	Billy Bryan, Broncos
	6	3 (142)	Tony Benjamin, Seahawks
	7	4 (171)	Bob Grupp, Jets
1978	3	8 (64)	Lyman Smith, Dolphins
1979	9	14 (234)	Carl McGee, Browns
1982	3	1 (56)	Cedric Jones, Patriots
	4	25 (108)	Charles Bowser, Dolphins
	5	23 (134)	Dennis Tabron, Bears
1983	5	11 (123)	Chris Castor, Seahawks
1984	6	8 (148)	Ben Bennett, Falcons
1987	1	5 (5)	Mike Junkin, Browns
1988	12	23 (328)	Steve Slayden, Browns
1989	3	18 (74)	Anthony Dilweg, Packers

Year	Rd	Pick	Player, Team
1990	9	18 (238)	Clarkston Hines, Bills
	12	16 (320)	Chris Port, Saints
1992	*1	1 (1)	Dave Brown, Giants
1996	4	26 (121)	Ray Farmer, Eagles
	6	36 (203)	Spence Fischer, Steelers
	7	14 (223)	Jon Merrill, Vikings
1998	6	36 (189)	Patrick Mannely, Bears
1999	2	30 (61)	Lennie Friedman, Broncos
2000	6	7 (173)	Chris Combs, Steelers
2004	6	1 (166)	Shawn Johnson, Raiders
	7	2 (203)	Drew Strojny, Giants
2007	7	5 (215)	Ben Patrick, Cardinals
2013	7	43 (249)	Sean Renfree, Falcons
2014	4	9 (109)	Ross Cockrell, Bills
2015	1	28 (28)	Laken Tomlinson, Lions
	4	6 (105)	Jamison Crowder, Redskins

*\*Dave Brown was selected with the No. 1 overall pick by the New York Giants in the 1992 Supplemental Draft*

## AFL DRAFT PICKS

Year	Rd	Pick	Player, Team
1960	—	—	Jim Gardner, Boston
	—	—	Dwight Bumgarner, Buffalo
	—	—	Mike McGee, Houston
	—	—	Bob Spada, Boston
1961	4	—	Tee Moorman, Dallas
1962	26	—	Walt Rappold, Dallas
	32	—	Joel Arrington, Dallas
	33	—	Jack Wilson, Dallas
1965	3	—	Mike Curtis, Kansas City
1966	7	—	Scotty Glacken, Denver
1969	2	—	Al Woodall, New York
	17	—	Fred Zirke, New York

## USFL DRAFT PICKS

Year	Rd	Pick	Player, Team
1983	5	5 (53)	Chris Castor, Tampa Bay
	11	5 (125)	Tim Bumgarner, Birmingham
	11	12 (132)	Robert Oxendine, Tampa Bay
	13	12 (156)	Greg Boone, Tampa Bay
	23	12 (276)	Carl Franks, Tampa Bay
1984	—	—	Ben Bennett, Jacksonville

## CFL DRAFT PICKS

Year	Rd	Pick	Player, Team
2005	1	4 (4)	Chris Best, Saskatchewan
2010	4	4 (27)	Chris Rwabukamba, Hamilton



# ALL-TIME NFL ROSTER

Louis Allen, T	Pittsburgh (1950-51)
Troy Andrew, C	Miami (2001-02) San Diego (2004)
Kenny Anunike, DE	Denver (2014-15)
Bill Bailey, E	Brooklyn (1940-41)
Patrick Bailey, LB	Pittsburgh (2008-09) Tennessee (2010-14)
Sam Bailey, E	Boston (1946)
Brian Baldinger, G	Dallas (1982-87) Indianapolis (1988-91) Philadelphia (1992-94)
Tony Benjamin, RB	Seattle (1977-79)
Ben Bennett, QB	Cincinnati (1987) Dallas (1987) Chicago (1988)
Leonard Black, E	Washington (1958)
*Issac Blakeney, WR	Washington (2015)
Greg Boone, RB	Tampa Bay (1987)
Charles Bowser, LB	Miami (1982-85)
Bob Brodhead, QB	Buffalo (1960)
Dave Brown, QB	N.Y. Giants (1992-97) Arizona (1998-2001)
Billy Bryan, C	Denver (1977-89)
Joe Cardwell, T	Pittsburgh (1937-38)
Wray Carlton, RB	Buffalo (1960-67)
Chris Castor, WR	Seattle (1983-85)
Wes Chesson, WR	Atlanta (1971-73) Philadelphia (1973-74)
Darius Clark, LB	Denver (2000-02)
Ross Cockrell, CB	Buffalo (2014-15)
*Takoby Cofield, OL	Washington (2015)
Chris Combs, DT	Pittsburgh (2000-02) Jacksonville (2003)
Billy Cox, B	Washington (1951-52, 1955)
Fred Crawford, T	Chicago (1935)
Jamison Crowder, WR	Washington (2015)
Mike Curtis, LB	Baltimore (1965-75) Seattle (1976) Washington (1977-78)
Randy Cuthbert, RB	Pittsburgh (1993-94)
Matt Daniels, S	St. Louis (2012-14) Jacksonville (2014) ^San Diego (2015)
Al DeRogatis, T	N.Y. Giants (1949-52)
Jordan DeWalt-Ondijo, LB	Philadelphia (2015) Houston (2015)
Anthony Dilweg, QB	Green Bay (1989-90)
*Chris Douglas, RB	N.Y. Giants (2004)
Dave Dunaway, WR	Atlanta (1968) Green Bay (1968) N.Y. Giants (1969)
*Terrence Dupree, TE	San Francisco (2000)
Blaine Earon, E	Detroit (1952-53)
Chike Egbuniwe, LB	Dallas (1997-99)
Jamal Ellis, CB	Denver (1995-96)
Ray Farmer, LB	Philadelphia (1996-98)
John Farquhar, TE	Pittsburgh (1996) New Orleans (1997-99)
Ryan Fowler, LB	Dallas (2004-06) Tennessee (2007-09) N.Y. Jets (2009-10)
Lennie Friedman, OG	Denver (1999-2002) Washington (2003-04) Chicago (2005) Cleveland (2006-08)
Scotty Glacken, QB	Denver (1966-67)
Billy Granville, LB	Cincinnati (1997-2000) Houston (2002)
Bob Grupp, P	Kansas City (1979-82)
Melwood Guy, T	N.Y. Giants (1959) Dallas (1960) Houston (1961) Denver (1962)
Leo Hart, QB	Atlanta (1971) Buffalo (1972-73)

Howard Hartley, B	Washington (1948) Pittsburgh (1949-52) Seattle (2012-15)
Cooper Helfet, TE	Seattle (2012-15)
Clarkston Hines, WR	Buffalo (1990)
Bernard Holsey, DE	N.Y. Giants (1996-99) Indianapolis (2000) Washington (2003) St. Louis (2004)
Roy Hord, G	Los Angeles (1960-62) Philadelphia (1962) N.Y. Jets (1963)
Ernie Jackson, DB	New Orleans (1972-77) Atlanta (1978) Detroit (1979)
Robert Jackson, G	Cleveland (1975-85)
Dezmond Johnson, LB	Tennessee (2015)
Cedric Jones, WR	New England (1982-90)
Steve Jones, RB	Buffalo (1973-74) St. Louis (1974-78)
Mike Junkin, LB	Cleveland (1987-88) Kansas City (1989)
Sonny Jurgensen, QB	Philadelphia (1957-63) Washington (1964-74)
Mike Karmazin, T	N.Y. Yankees (1946)
*Bill Khayat, TE	Kansas City (1996) Carolina (1997)
Steve Lach, B	Chicago Cardinals (1942) Pittsburgh (1946-47)
Cliff Lewis, QB	Cleveland (1950-51)
Kevin Lewis, LB	N.Y. Giants (2000-05)
Thaddeus Lewis, QB	St. Louis (2010) Cleveland (2011-12; 15) Detroit (2013) Buffalo (2013-14) Houston (2014) Philadelphia (2015)
Shawn Lynch, C	Kansas City (2002) Miami (2003-04) Minnesota (2005) Arizona (2005-06)
Patrick Mannely, LS	Chicago (1998-13)
Ben Mayes, DL	Houston (1969)
George McAfee, B	Chicago (1940-41; 45-50)
Wes McAfee, B	Philadelphia (1941)
Robert McDonough, G	Philadelphia (1942-46)
Carl McGee, LB	Cleveland (1979) San Diego (1980-81)
Mike McGee, G	St. Louis (1960-62)
Bob Matheson, LB	Cleveland (1967-70) Miami (1971-79)
Ed Meadows, E	Chicago (1954; 56-57) Pittsburgh (1955) Philadelphia (1958) Washington (1959)
John Miller	Houston (2002)
Ted Million, C	Minnesota (1987)
Bill Milner, G	Chicago (1947-49) N.Y. Giants (1950)
Brandon Moore, OT	New England (1993-95)
Scottie Montgomery, WR	Denver (2000-02) Oakland (2003)
Kelly Mote, E	N.Y. Giants (1950-52)
Ed Newman, G	Miami (1973-84)
*Vince Oghobaase, DT	Washington (2010)
*Ayanga Okpokowuruk, DE	N.Y. Giants (2010-11)
Ben Patrick, TE	Arizona (2007-10)
Joel Patten, T	Cleveland (1980-82) Indianapolis (1987-88) San Diego (1989-90) L.A. Raiders (1991)
Ace Parker, B	Brooklyn Dodgers (1937-41) Boston Yanks (1945)
Willard Perdue, E	N.Y. Giants (1944)
Alex Piasecky, E	Philadelphia (1942) Washington (1943-45)

Chris Port, OG	New Orleans (1990-95)
Calen Powell, TE	Seattle (2005) New Orleans (2007)
Sean Renfree, QB	Atlanta (2013-15)
Vincent Rey, LB	Cincinnati (2010-15)
Frank Ribar, G	Washington (1943)
Eron Riley, WR	Baltimore (2009-10) Carolina (2010) Denver (2011) New York Jets (2011-12)
Tawambi Settles, FS	Jacksonville (1998-99) N.Y. Giants (2000) Atlanta (2003)
Ed Sharkey, G	Cleveland (1952) Philadelphia (1954-55)
Gannon Shepherd, OT	Jacksonville (2000-01) Atlanta (2002) Houston (2003)
Frank Sinkovitz, C	Pittsburgh (1947-52)
Steve Slayden, QB	Cleveland (1988)
Lyman Smith, T	Miami (1978) Minnesota (1979)
Glen Stough, T	Pittsburgh (1945)
*Drew Strojny, OT	Philadelphia (2004) Tampa Bay (2005) St. Louis (2006)
*Michael Tauilili, LB	Indianapolis (2009)
Lou Tepe, C	Pittsburgh (1953-55)
Laken Tomlinson	Detroit (2015)
Corey Thomas, WR	Detroit (1998-99) Miami (2000) Kansas City (2001)
Juwan Thompson, RB	Denver (2014-15)
Orrin Thompson, OL	Miami (2005-06) Green Bay (2007-08) N.Y. Giants (2009)
Emmett Tilley, LB	Miami (1983)
J. Denis Turner, G	N.Y. Giants (1977-84) Washington (1984)
*Conner Vernon, WR	Cleveland (2014)
Chuck Walker, DT	St. Louis (1964-72) Atlanta (1972-75)
Al Woodall, QB	N.Y. Jets (1969-74)
*Matt Zielinski, DT	Baltimore (2004-05)

\* - Injured reserve roster only  
^ - Practice squad roster only

# SUPER BOWL

Kenny Anunike, Denver Broncos	Super Bowl 50
Patrick Bailey, Pittsburgh Steelers	Super Bowl XLIII
Charles Bowser, Miami Dolphins	Super Bowl XVII & Super Bowl XIX
Billy Bryan, Denver Broncos	Super Bowl XII, Super Bowl XXI, Super Bowl XXII & Super Bowl XXIV
Mike Curtis, Baltimore Colts	Super Bowl III & Super Bowl V
Cooper Helfet, Seattle Seahawks	Super Bowl XLVIII & Super Bowl XLIX
Cedric Jones, New England Patriots	Super Bowl XX
Sonny Jurgensen, Washington Redskins	Super Bowl VII
Kevin Lewis, New York Giants	Super Bowl XXXV
Patrick Mannely, Chicago Bears	Super Bowl XLI
Bob Matheson, Miami Dolphins	Super Bowl VI, Super Bowl VII & Super Bowl VIII
Ed Newman, Miami Dolphins	Super Bowl VIII, Super Bowl XVII & Super Bowl XIX
Ben Patrick, Arizona Cardinals	Super Bowl XLIII
Juwan Thompson	Super Bowl 50

# NFL ALL-PRO

Mike Curtis	1968 <sup>1</sup> (Baltimore Colts) 1969 <sup>1</sup> (Baltimore Colts)
Al DeRogatis	1951 <sup>1</sup> (New York Giants) 1952 <sup>2</sup> (New York Giants)
Bob Grupp	1979 <sup>1</sup> (Kansas City Chiefs)
Sonny Jurgensen	1961 <sup>1</sup> (Philadelphia Eagles) 1964 <sup>2</sup> (Washington Redskins) 1967 <sup>2</sup> (Washington Redskins) 1969 <sup>2</sup> (Washington Redskins)
George McAfee	1940 <sup>2</sup> (Chicago Bears) 1941 <sup>1</sup> (Chicago Bears) 1948 <sup>1</sup> (Chicago Bears)
Ed Newman	1981 <sup>2</sup> (Miami Dolphins) 1982 <sup>1</sup> (Miami Dolphins) 1983 <sup>2</sup> (Miami Dolphins) 1984 <sup>1</sup> (Miami Dolphins)
Ace Parker	1937 <sup>2</sup> (Brooklyn Dodgers) 1938 <sup>1</sup> (Brooklyn Dodgers) 1939 <sup>1</sup> (Brooklyn Dodgers) 1940 <sup>1</sup> (Brooklyn Dodgers)

# NFL PRO BOWL

Mike Curtis	1968, 1970, 1971 & 1974
Al DeRogatis	1950 & 1951
Bob Grupp	1979
Sonny Jurgensen	1961, 1964, 1966, 1967 & 1969
George McAfee	1941
Ed Newman	1981, 1982, 1983 & 1984

# RETIRED JERSEY

George McAfee	#5 (Chicago Bears)
---------------	--------------------

# NFL MVP

Ace Parker	1940 (Brooklyn Dodgers)
------------	-------------------------

# DUKE QUARTERBACKS (1951-present; superscript denotes games started)

## Bob Albright

Pretty Prairie, Kan.

1972

Opponent	C-A	Yds	TD	Int
Alabama <sup>1</sup>	8-13	103	2	1
Washington <sup>2</sup>	6-16	70	0	1
Stanford <sup>3</sup>	4-13	18	1	1
Virginia <sup>4</sup>	0-0	0	0	0
N.C. State	6-17	125	0	1
Clemson <sup>5</sup>	0-1	0	0	0
Maryland	— DNP —			
Navy	— DNP —			
Georgia Tech	— DNP —			
Wake Forest	— DNP —			
North Carolina	0-1	0	0	1

Year	G/GS	Cmp	Att	Pct.	Yards	TD	Int
1972	7/5	24	61	.393	316	3	5
<b>Total</b>	<b>7/5</b>	<b>24</b>	<b>61</b>	<b>.393</b>	<b>316</b>	<b>3</b>	<b>5</b>

- Born November 3, 1951
- Jersey #3
- Lettered one season (1972)
- Career rushing: 45-(-4) (-0.09 avg.)

## Don Altman

Freeport, Pa.

1959

Opponent	C-A	Yds	TD	Int
South Carolina	1-1	58	1	0
Ohio State	2-2	16	0	0
Rice	1-2	7	0	1
Pittsburgh	4-7	32	0	0
Army <sup>1</sup>	1-3	7	0	0
N.C. State <sup>2</sup>	3-4	26	0	0
Georgia Tech	0-1	0	0	0
Clemson <sup>3</sup>	0-0	0	0	0
Wake Forest	2-3	15	0	0
North Carolina	5-7	53	0	1

1960

Opponent	C-A	Yds	TD	Int
South Carolina <sup>4</sup>	14-19	150	1	0
Maryland <sup>5</sup>	1-4	9	0	0
Michigan <sup>6</sup>	11-18	86	0	2
N.C. State <sup>7</sup>	0-3	0	0	0
Clemson <sup>8</sup>	7-9	43	0	0
Georgia Tech <sup>9</sup>	9-10	71	0	1
Navy <sup>10</sup>	7-9	51	0	0
Wake Forest <sup>11</sup>	6-8	54	1	0
North Carolina <sup>12</sup>	5-8	25	0	0
UCLA <sup>13</sup>	8-16	63	0	3

Year	G/GS	Cmp	Att	Pct.	Yards	TD	Int
1959	10/3	19	30	.633	214	1	2
1960	10/10	68	104	.654	552	2	6
<b>Total</b>	<b>20/13</b>	<b>87</b>	<b>134</b>	<b>.649</b>	<b>766</b>	<b>3</b>	<b>8</b>

- Born March 14, 1939
- Jersey #14
- Lettered two seasons (1959-60)
- Academically ineligible in 1958
- First collegiate pass covered 58 yards to Tee Moorman for TD against South Carolina on September 19, 1959
- First career start came against Army on October 17, 1959; completed 1-of-3 (.333) passes for 7 yards in a 21-6 home loss
- Started all 10 games in 1960, leading Duke to a 7-3 regular season record, the ACC championship and berth in the Cotton Bowl
- Enjoyed a four-game stretch in weeks 5-8 in 1960 by completing 29-of-36 (.806) passes for 219 yards in four straight wins over Clemson, Georgia Tech, Navy & Wake Forest
- In Duke's 7-6 win over Arkansas in the Cotton Bowl in January 1, 1961, completed 12-of-15 (.800) passes for 83 yards including game-winning 9-yard TD strike to Tee Moorman with 2:45 remaining in the game
- Led the ACC in pass completion percentage (.654) in 1960
- 2nd team All-ACC, 1960
- Career rushing: 19-(-73) (-3.84 avg.)
- Career kickoff return: 1-14 (14.00 avg.)

- Career punt return: 3-32 (10.67 avg.)
- Career defense: 4 INTs
- Lettered two seasons (1960-61) as a right-handed pitcher on the Duke baseball team
- In 1960, went 8-2 with an 0.82 ERA, hurling 87.2 innings and allowing 74 hits and 8 earned runs with 58 strikeouts and 29 walks
- In 1961, compiled a record of 6-3 with a 2.44 ERA, surrendering 74 hits and 22 earned runs with 47 strikeouts and 19 walks in 81.0 innings
- Helped Duke to a 16-11 mark in 1961 including a berth in the College World Series
- Two-time All-ACC pick in baseball (1st team in 1960; 2nd team in 1961)
- Forewent final year of eligibility by signing professional baseball contract in the spring of 1961

## Zack Asack

Westwood, Mass.

2005

Opponent	C-A	Yds	TD	Int
East Carolina	— DNP —			
Virginia Tech	— DNP —			
VMI	4-4	38	1	0
Virginia	7-13	87	1	2
Navy <sup>1</sup>	12-16	111	0	1
Miami <sup>2</sup>	4-15	8	0	0
Georgia Tech <sup>3</sup>	9-28	90	1	2
Florida State <sup>4</sup>	9-18	52	0	0
Wake Forest	9-17	97	1	1
Clemson <sup>5</sup>	26-43	328	1	1
North Carolina <sup>6</sup>	10-26	155	0	1

2007

Opponent	C-A	Yds	TD	Int
Connecticut	1-1	6	0	0
Virginia	1-5	8	0	0
Northwestern	— DNP —			
Navy	— DNP —			
Miami	— DNP —			
Wake Forest	— DNP —			
Virginia Tech	1-4	3	0	0
Florida State	— DNP —			
Clemson	2-3	10	0	0
Georgia Tech	— DNP —			
Notre Dame	2-5	17	0	0
North Carolina	3-4	-4	0	0

2008

Opponent	C-A	Yds	TD	Int
James Madison	1-3	5	0	0
Northwestern	5-5	38	0	0
Navy	0-1	0	0	0
Virginia	1-1	14	0	0
Georgia Tech	0-1	0	0	0
Miami	3-5	22	0	0
Vanderbilt	0-0	0	0	0
Wake Forest	1-1	2	1	0
N.C. State	0-0	0	0	0
Clemson	10-22	61	1	2
Virginia Tech <sup>7</sup>	2-9	20	0	4
North Carolina	— DNP —			

Year	G/GS	Cmp	Att	Pct.	Yards	TD	Int
2005	9/6	90	180	.500	966	5	8
2006	—	Not a member of the program					
2007	6/0	10	22	.455	40	0	0
2008	11/1	23	48	.479	162	2	6
<b>Total</b>	<b>26/7</b>	<b>123</b>	<b>250</b>	<b>.492</b>	<b>1,168</b>	<b>7</b>	<b>14</b>

- Born March 2, 1987
- Jersey #13
- Lettered three seasons (2005-07-08)
- First career start came on October 1, 2005, against Navy; completed 12-of-16 (.750) passes for 111 yards and rushed 17 times for 56 yards; became the first true freshman to start at QB for Duke since Steve Slayden in 1984 in a 28-21 home loss
- Departed 2006 spring practice as the starter, but was dismissed from school on July 18, 2006, due to an academic violation
- Spent the 2006 season working as an assistant ball boy for the NFL's New England Patriots

- Returned to the program and served as the No. 2 QB behind Thaddeus Lewis in 2007-08
- Came off the bench to replace an injured Lewis (leg) at Clemson on November 15, 2008; completed 10-of-22 (.455) passes for 61 yards with one TD and two INTs in a 31-7 road loss
- Started the next week at Virginia Tech on November 22; completed 2-of-9 (.222) passes for 20 yards with four INTs in a 14-3 road loss
- Moved to defensive back in the spring of 2009, but was dismissed from the program following an academic violation on May 29, 2009
- HM Freshman All-America, 2005 (*Sporting News*)
- Career rushing: 144-290 (2.01 avg.; 4 TDs)
- Career punting: 1-29 (29.00 avg.)
- Father, Phil, lettered three years as a RB & LB at Duke (1968-69-70)
- Brother, Paul, lettered one year as a K at Duke (2011)

## Bill Bailey

Raleigh, N.C.

1956

Opponent	C-A	Yds	TD	Int
South Carolina	— DNP —			
Virginia	2-2	13	0	0
Tennessee	— DNP —			
SMU	— DNP —			
Pittsburgh	— DNP —			
N.C. State	— DNP —			
Georgia Tech	— DNP —			
Navy	— DNP —			
Wake Forest	— DNP —			
North Carolina	— DNP —			

Year	G/GS	Cmp	Att	Pct.	Yards	TD	Int
1956	1/0	2	2	1.000	13	0	0
<b>Total</b>	<b>1/0</b>	<b>2</b>	<b>2</b>	<b>1.000</b>	<b>13</b>	<b>0</b>	<b>0</b>

- Born December 8, 1934
- Jersey #15
- Played on the freshman team in 1954
- Did not see game action in 1955
- Played in one game in 1956, completing 2-of-2 passes for 13 yards in Duke's 40-7 win over Virginia on September 29, 1956
- Career rushing: 1-(-5) (-5.0 avg.)
- Career punting: 1-36 (36.00 avg.)

## Jerry Barger

Salisbury, N.C.

1951

Opponent	C-A	Yds	TD	Int
South Carolina <sup>1</sup>	9-12	146	1	0
Pittsburgh <sup>2</sup>	0-5	0	0	1
Tennessee <sup>3</sup>	3-7	21	0	2
N.C. State <sup>4</sup>	1-2	18	0	1
Virginia Tech <sup>5</sup>	5-12	47	0	2
Virginia <sup>6</sup>	3-8	44	0	1
Georgia Tech <sup>7</sup>	3-4	24	0	0
Wake Forest <sup>8</sup>	2-6	22	0	2
William & Mary <sup>9</sup>	4-6	42	0	0
North Carolina <sup>10</sup>	1-2	2	0	1

1952

Opponent	C-A	Yds	TD	Int
Washington & Lee	— DNP —			
SMU	— DNP —			
Tennessee	— DNP —			
South Carolina	0-1	0	0	0
N.C. State	4-7	50	1	0
Virginia	0-0	0	0	0
Georgia Tech	1-2	4	0	1
Navy	0-1	0	0	0
Wake Forest	0-0	0	0	0
North Carolina	0-1	0	0	0

## 1953

Opponent	C-A	Yds	TD	Int
South Carolina	0-0	0	0	0
Wake Forest	0-0	0	0	0
Tennessee <sup>11</sup>	2-5	47	1	1
Purdue <sup>12</sup>	3-3	124	1	0
Army <sup>13</sup>	1-3	8	0	0
N.C. State	1-3	10	0	1
Virginia <sup>14</sup>	2-8	48	1	0
Navy <sup>15</sup>	3-5	29	0	1
Georgia Tech <sup>16</sup>	2-6	25	0	2
North Carolina <sup>17</sup>	2-4	62	1	0

## 1954

Opponent	C-A	Yds	TD	Int
Pennsylvania <sup>18</sup>	0-3	0	0	1
Tennessee <sup>19</sup>	3-10	40	0	1
Purdue <sup>20</sup>	3-4	39	0	0
Army <sup>21</sup>	1-3	-9	0	0
N.C. State <sup>22</sup>	4-8	92	1	0
Georgia Tech <sup>23</sup>	5-7	63	1	0
Navy <sup>24</sup>	3-10	35	0	5
Wake Forest <sup>25</sup>	5-9	84	1	1
South Carolina <sup>26</sup>	4-8	114	1	1
North Carolina <sup>27</sup>	4-6	63	0	0

Year	G/GS	Cmp	Att	Pct.	Yards	TD	Int
1951	10/10	31	64	.484	366	1	10
1952	7/0	5	12	.417	54	1	1
1953	10/7	16	37	.432	353	4	5
1954	10/10	32	68	.471	521	3	9
<b>Total</b>	<b>37/27</b>	<b>84</b>	<b>181</b>	<b>.464</b>	<b>1,294</b>	<b>9</b>	<b>25</b>

- Born January 24, 1932
- Jersey #36
- Lettered four seasons (1951-52-53-54)
- First career start came against South Carolina in the season-opener on September 22, 1951: Southern Conference Rookie of the Week after completing 9-of-12 (.750) passes for 146 yards and one TD in a 34-6 road win
- Missed first three games of the 1952 season due to injury
- In Duke's 20-14 win over Purdue on October 10, 1953, completed 3-of-3 (1.000) pass attempts for 124 yards and one TD and scored the game-winning TD on a 7-yard rush with 39 seconds remaining in the fourth quarter
- On October 30, 1954 against Georgia Tech, completed 5-of-7 (.714) passes for 63 yards and one TD as Duke rallied from a 20-0 deficit late in the third period for a 21-20 home win; directed game-winning drive that resulted in a 4-yard TD run by Ed Post with 40 seconds left in the fourth period
- In final regular season game -- a 47-12 win over North Carolina on November 27, 1954 -- completed 4-of-6 (.667) passes for 63 yards, recorded three INTs on defense, returned one punt for 8 yards, returned one kickoff for 13 yards and successfully booted one PAT
- In Duke's 34-7 win over Nebraska in the Orange Bowl on January 1, 1955, completed 7-of-9 (.778) passes for 82 yards and two TDs while rushing five times for 13 yards
- Career rushing: 290-519 (1.79 avg.; 10 TDs)
- Career receiving: 1-5 (5.0 avg.)
- Career kickoff return: 13-288 (22.15 avg.)
- Career punt return: 24-250 (10.42 avg.)
- Career punting: 54-1,790 (33.15 avg.)
- Career defense: 13 INTs
- ACC Player of the Year, 1954
- 1st team All-ACC, 1954
- Duke MVP, 1954
- Selected in the 23rd round (275th overall pick) of the 1955 NFL Draft by the Chicago Bears
- Served as an assistant football coach at Kansas State, Southern Illinois, East Carolina and Duke
- Inducted into the Duke Athletics Hall of Fame in 1996
- Inducted into the North Carolina High School Athletic Association Hall of Fame in 1999
- Inducted into the National High School Hall of Fame in 2008
- Inducted into the National Interscholastic Administrators Association Hall of Fame in 2009
- Inducted into the North Carolina Sports Hall of Fame in 2015

## Ben Bennett

Sunnyvale, Calif.

## 1980

Opponent	C-A	Yds	TD	Int
East Carolina <sup>1</sup>	11-23	128	1	1
Auburn <sup>2</sup>	8-19	85	0	3
Virginia <sup>3</sup>	11-23	134	1	3
Indiana	10-26	163	1	2
South Carolina <sup>4</sup>	16-26	112	1	1
Clemson <sup>5</sup>	21-31	257	1	1
Maryland <sup>6</sup>	11-24	146	1	1
Georgia Tech <sup>7</sup>	14-24	181	1	2
Wake Forest <sup>8</sup>	38-62	469	0	4
N.C. State <sup>9</sup>	17-34	236	2	3
North Carolina <sup>10</sup>	17-38	139	2	4

## 1981

Opponent	C-A	Yds	TD	Int
Ohio State <sup>11</sup>	18-37	234	2	2
South Carolina	0-0	0	0	0
Virginia	— DNP —			
East Carolina	— DNP —			
Virginia Tech	9-16	113	1	1
Clemson <sup>12</sup>	17-25	243	1	1
Maryland <sup>13</sup>	31-46	397	2	0
Georgia Tech <sup>14</sup>	8-17	104	0	1
Wake Forest <sup>15</sup>	8-20	68	1	1
N.C. State <sup>16</sup>	6-10	84	0	1
North Carolina <sup>17</sup>	13-31	202	0	1

## 1982

Opponent	C-A	Yds	TD	Int
Tennessee	19-29	288	1	0
South Carolina <sup>18</sup>	15-24	177	2	0
Virginia <sup>19</sup>	21-30	291	3	0
Navy <sup>20</sup>	32-50	363	3	3
Virginia Tech <sup>21</sup>	20-29	290	2	0
Clemson <sup>22</sup>	20-34	217	1	2
Maryland <sup>23</sup>	25-46	228	1	3
Georgia Tech <sup>24</sup>	11-20	186	3	1
Wake Forest <sup>25</sup>	21-37	407	2	1
N.C. State <sup>26</sup>	27-41	313	1	2
North Carolina <sup>27</sup>	25-34	273	1	0

## 1983

Opponent	C-A	Yds	TD	Int
Virginia <sup>28</sup>	25-40	253	3	0
Indiana <sup>29</sup>	27-40	290	1	0
South Carolina <sup>30</sup>	31-47	326	1	1
Miami <sup>31</sup>	27-47	162	1	2
Virginia Tech <sup>32</sup>	25-51	234	1	1
Clemson <sup>33</sup>	34-53	367	4	2
Maryland <sup>34</sup>	23-43	245	0	1
Georgia Tech <sup>35</sup>	27-33	255	0	1
Wake Forest <sup>36</sup>	22-32	189	1	2
N.C. State <sup>37</sup>	32-48	442	3	1
North Carolina <sup>38</sup>	27-35	323	2	1

Year	G/GS	Cmp	Att	Pct.	Yards	TD	Int
1980	11/10	174	330	.527	2,050	11	25
1981	9/7	110	202	.545	1,445	7	8
1982	11/10	236	374	.631	3,033	20	12
1983	11/11	300	469	.640	3,086	17	12
<b>Total</b>	<b>42/38</b>	<b>820</b>	<b>1,375</b>	<b>.596</b>	<b>9,614</b>	<b>55</b>	<b>57</b>

- Born May 5, 1962
- Jersey #14
- Lettered four seasons (1980-81-82-83)
- First career start came as a true freshman on September 6, 1980; completed 11-of-23 (.478) passes for 128 yards with one TD and one INT in a 35-10 home season-opening loss to East Carolina
- After starting the first three weeks of the year, came off the bench against Indiana on October 4, 1980: ACC Rookie of the Week after completing 10-of-26 (.385) passes for 163 yards with one TD and two INTs in a 31-21 road loss to the Hoosiers
- ACC Offensive Back of the Week after completing 21-of-31 (.677) passes for 257 yards with one TD and one INT in a 34-17 road win over Clemson on October 18, 1980
- ACC Offensive Back of the Week after setting NCAA single-game freshman records for pass completions (38), pass attempts (62) and passing yards (469) in a 27-24 home loss to Wake Forest on November 8, 1980

- The 38 pass completions stood as the Duke single-game record until Thaddeus Lewis completed 40 passes against N.C. State on October 10, 2009
- The 62 pass attempts continue to stand as the Duke single-game record, and the standard was matched by Steve Slayden against N.C. State on November 14, 1987
- The 469 passing yards stood as the Duke single-game record until Anthony Dilweg threw for 475 yards against Wake Forest on November 5, 1988
- Suffered shoulder injury in 1981 season-opener versus Ohio State and did not play quarterback until week five against Virginia Tech (punted against South Carolina in week two and sat out games versus Virginia and East Carolina)
- On September 4, 1982, against Tennessee, set school record for longest pass completion with 88-yard throw to Chris Castor; record stood until Dave Brown's 97-yard pass to Clarkston Hines against Wake Forest on November 4, 1989
- ACC Offensive Back of the Week after completing 21-of-30 (.700) passes for 291 yards with three TDs in a 51-17 home win over Virginia on September 25, 1982
- On October 2, 1982, against Navy, set school records for passing yards in a quarter (262 in 4th) and half (323 in 2nd), and pass completions in a quarter (20 in 4th) and half (25 in 2nd); yardage record for quarter continues to stand while record for half stood until David Green threw for 335 yards in the second half against Georgia Tech on November 15, 1997; completions records continue to stand
- Broke Leo Hart's school career passing record (6,116) on November 13, 1982 against N.C. State and held the standard until Thaddeus Lewis topped the mark on November 21, 2009, against Miami
- ACC Offensive Back of the Week and *Sports Illustrated* National Player of the Week after completing 25-of-34 (.735) passes for 273 yards and the game-winning 5-yard touchdown pass to Carl Franks at the 12:06 mark of the 4th period in a 23-17 home win over North Carolina on November 20, 1982
- In 1982, became the first QB in ACC history to throw for 3,000+ yards in a single season
- Led the ACC in pass efficiency in 1982 (142.5)
- Led the ACC in total offense in 1982 (262.3 ypg)
- Broke Leo Hart's school career total offense record (6,267) on September 3, 1983, against Virginia and held the standard until Spence Fischer eclipsed the mark on November 18, 1995, against North Carolina
- ACC Offensive Back of the Week pick after completing 32-of-48 (.667) passes for 442 yards with three TDs and one INT in a 27-26 home win over N.C. State on November 12, 1983
- ACC Offensive Back of the Week pick after completing 27-of-35 (.771) passes for 323 yards with two TDs and one INT in a 34-27 road loss to North Carolina on November 19, 1983; broke BYU QB Jim McMahon's NCAA career passing record (9,536) and held the standard until Boston College's Doug Flutie surpassed the mark on November 10, 1984 against Army; Flutie finished his career with 10,579 career passing yards
- Led the ACC in total offense in 1983 (268.2 ypg)
- Finalist, Davey O'Brien Award, 1983
- ACC Rookie of the Year, 1980
- First team All-ACC, 1982
- ACC Player of the Year, 1982 (*Associated Press*)
- First team All-ACC, 1983
- ACC Player of the Year, 1983 (*Associated Press & Atlantic Coast Sports Media Association*)
- Third team All-America, 1983 (*Associated Press*)
- Career rushing: 207-(-553) (-2.67 avg.; 1 TD)
- Career receiving: 2-13 (6.50 avg.; 1 TD)
- Career punting: 4-171 (42.75 avg.)
- Finished career holding NCAA all-time records for pass completions (820), pass attempts (1,375) and passing yards (9,614)
- Held ACC career record for passing yards (9,614) until Florida State's Chris Weinke surpassed the mark on November 18, 2000 against Florida; Weinke finished his career with 9,839 passing yards
- Held ACC career record for total offensive yards (9,061) until Georgia Tech's Shawn Jones surpassed the mark on Nov. 28, 1992 against Georgia; Jones finished his career with 9,296 total yards
- Held ACC career record for touchdown passes (55) until Florida State's Danny Kanell surpassed the mark on November 18, 1995 against Maryland; Kanell finished his career with 57 touchdown passes
- Represented Duke in the Blue-Gray Football Classic (December 25, 1983 in Montgomery, Ala.), Hula Bowl (January 7, 1984 in Honolulu, Hawaii) and Japan Bowl (January 15, 1984 in Tokyo, Japan)
- In the Blue-Gray Football Classic, helped the Gray squad to a 17-13 victory by throwing a 23-yard touchdown pass to Buford McGhee of Ole Miss with one minute remaining in the fourth period
- Chosen by the USFL's Jacksonville Bulls in the 1984 Territorial Draft (January 4, 1984)
- Sixth round pick of the Atlanta Falcons in the 1984 NFL Draft (May 1, 1984) and waived during preseason camp



• Played in two games during the 1984 season with the Bulls; completed 7-of-13 (.538) passes for 113 yards and one TD before being released on February 7, 1985

• Signed by the Atlanta Falcons on February 26, 1985, and waived during training camp

• Signed by the Houston Oilers on May 13, 1986, and waived in training camp on August 25, 1986

• Signed by the Dallas Cowboys as a strike replacement player on October 3, 1987, and released on October 6, 1987

• Claimed on waivers by the Cincinnati Bengals on October 7, 1987

• Lone appearance for the Bengals came on October 18, 1987, against Cleveland; completed 2-of-6 (.333) passes for 25 yards with one INT while rushing twice for 17 yards in a 34-0 home loss

• Released from the Bengals on October 19, 1987

• Joined the Chicago Bruisers of the Arena Football League (AFL) for the 1988 season; completed 172-of-323 (.533) passes for 2,304 yards with 49 TDs and 13 INTs and was named first team All-Arena and the AFL's MVP

• Signed with the Chicago Bears on November 29, 1988, and was active for two games, but did not play, serving as an "emergency" QB behind third string-turned-starter Jim Harbaugh following injuries to starter Jim McMahon (knee) and backup Mike Tomczak (shoulder)

• Played for the Bruisers in 1989 before the organization suspended operations, leading the league in passing by completing 69-of-127 (.543) passes for 892 yards and 15 TDs in five games

• Signed with the AFL's Dallas Texans and earned second team All-Arena honors in 1990 after throwing for 1,149 yards and 24 TDs while leading team to the championship game

• First round selection in 1991 of the Sacramento Surge of the World League of American Football (WLAF) and completed 9-of-26 (.346) passes for 60 yards with two INTs

• Played five seasons (1991-95) with the AFL's Orlando Predators and earned first team All-Arena accolades in both 1993 and 1994

• Finished playing career with single seasons with the San Jose SaberCats (1996) and Portland Forest Dragons (1997)

• Inducted into the AFL Hall of Fame on May 24, 2000, in Des Moines, Iowa

• Career AFL totals included 14,015 passing yards and 267 passing TDs

• Spent the 1998 season as offensive coordinator of the AFL's Milwaukee Mustangs

• Hired as an assistant coach at Duke on December 28, 1998

• Served two seasons (1999-00) as an assistant coach (QBs) at Duke under head coach and former teammate Carl Franks before departing in January, 2001, to become assistant head coach and offensive coordinator of the AFL's Florida Bobcats for one season (2001)

• Served as a volunteer assistant coach with the arenafootball2's Greensboro Prowlers in 2000

• Served as the head coach of af2's Florida Firecats for three seasons (2002-04), leading the team to the af2 championship in 2004

• Served three seasons as the head coach of the Manchester Wolves in 2005-07 (56-33 record)

• On October 22, 2007, named the head coach of the Austin Wranglers (af2), and led team to a 6-5 ledger in 2008 before the organization ceased operations in September, 2008

• Inducted into the Duke Athletics Hall of Fame on September 9, 2011

• Represented Duke as an ACC Football Legend on December 3, 2011, at the ACC Championship Game in Charlotte, N.C.

Parker Boehme		Jacksonville Beach, Fla.			
2014					
Opponent	C-A	Yds	TD	Int	
Elon	1-2	5	0	0	
Troy	— DNP —				
Kansas	0-0	0	0	0	
Tulane	— DNP —				
Miami	— DNP —				
Georgia Tech	— DNP —				
Virginia	— DNP —				
Pittsburgh	— DNP —				
Syracuse	— DNP —				
Virginia Tech	— DNP —				
North Carolina	— DNP —				
Wake Forest	0-0	0	0	0	
Arizona State	— DNP —				

2015					
Opponent	C-A	Yds	TD	Int	
Tulane	2-4	35	0	0	
N.C. Central	4-4	52	0	0	
Northwestern	— DNP —				
Georgia Tech	— DNP —				
Boston College	— DNP —				
Army West Point	3-3	46	0	0	
Virginia Tech	0-1	0	0	0	
Miami	— DNP —				
North Carolina	2-3	15	1	0	
Pittsburgh <sup>1</sup>	23-42	248	0	1	
Virginia	8-19	178	1	0	
Wake Forest	1-1	5	0	0	
Indiana	0-1	0	0	0	

Year	G/GS	Cmp	Att	Pct.	Yards	TD	Int
2014	3/0	1	2	.500	5	0	0
2015	10/1	43	78	.551	579	2	1
Total	13/1	44	80	.550	584	2	1

- Born October 5, 1994
- Jersey #12
- Lettered two seasons (2014-15)
- Enrolled at Duke in January, 2013
- Redshirted in 2013
- No. 3 QB behind Anthony Boone & Thomas Sirk in 2014
- Collegiate debut came on August 30, 2014 against Elon; completed 1-of-2 (.500) passes for 5 yards in a 52-13 home win
- No. 2 QB behind Thomas Sirk in 2015
- First career start came on November 14, 2015 against Pittsburgh; completed 23-of-42 (.548) passes for 248 yards with one INT while rushing 11 times for 80 yards and one TD in a 31-13 home loss
- Replaced injured starter Thomas Sirk (knee) in OT against Indiana in the New Era Pinstripe Bowl on December 27, 2015; threw an incomplete pass on lone snap prior to Ross Martin's game-winning 36-yard FG in the 44-41 victory
- Career rushing: 48-195 (4.06 avg.; 5 TD)

Anthony Boone		Weddington, N.C.			
2011					
Opponent	C-A	Yds	TD	Int	
Richmond	0-0	0	0	0	
Stanford	7-9	70	0	0	
Boston College	2-2	16	0	0	
Tulane	3-5	55	0	0	
FIU	— DNP —				
Florida State	— DNP —				
Wake Forest	1-2	11	0	0	
Virginia Tech	2-5	22	0	0	
Miami	3-7	13	0	0	
Virginia	0-1	0	0	0	
Georgia Tech	0-2	0	0	0	
North Carolina	12-20	111	1	1	

2012					
Opponent	C-A	Yds	TD	Int	
FIU	1-2	3	0	0	
Stanford	13-21	147	0	1	
N.C. Central	1-2	6	1	0	
Memphis	0-0	0	0	0	
Wake Forest	8-11	54	0	0	
Virginia <sup>1</sup>	18-31	212	4	0	
Virginia Tech	5-9	72	0	1	
North Carolina	0-0	0	0	0	
Florida State	3-15	37	0	0	
Clemson	0-4	0	0	0	
Georgia Tech	— DNP —				
Miami	0-0	0	0	0	
Cincinnati	0-0	0	0	0	

2013					
Opponent	C-A	Yds	TD	Int	
N.C. Central <sup>2</sup>	16-20	176	0	0	
Memphis <sup>3</sup>	11-16	99	0	1	
Georgia Tech	— DNP —				
Pittsburgh	— DNP —				
Troy	— DNP —				
Navy <sup>4</sup>	31-38	295	3	0	
Virginia <sup>5</sup>	21-39	245	2	1	
Virginia Tech <sup>6</sup>	7-25	107	0	4	
N.C. State <sup>7</sup>	13-21	139	0	3	
Miami <sup>8</sup>	11-15	104	0	0	
Wake Forest <sup>9</sup>	24-29	256	3	0	
North Carolina <sup>10</sup>	23-34	274	2	0	
Florida State <sup>11</sup>	20-40	138	0	2	
Texas A&M <sup>12</sup>	29-45	427	3	2	

2014					
Opponent	C-A	Yds	TD	Int	
Elon <sup>13</sup>	22-33	247	4	0	
Troy <sup>14</sup>	27-41	268	1	0	
Kansas <sup>15</sup>	19-32	180	2	0	
Tulane <sup>16</sup>	15-27	181	0	1	
Miami <sup>17</sup>	22-51	179	0	2	
Georgia Tech <sup>18</sup>	16-26	131	1	0	
Virginia <sup>19</sup>	22-37	176	1	0	
Pittsburgh <sup>20</sup>	23-31	266	3	0	
Syracuse <sup>21</sup>	15-33	161	2	1	
Virginia Tech <sup>22</sup>	18-40	181	0	2	
North Carolina <sup>23</sup>	22-40	262	2	1	
Wake Forest <sup>24</sup>	19-31	275	1	0	
Arizona State <sup>25</sup>	15-31	193	2	1	

Year	G/GS	Cmp	Att	Pct.	Yards	TD	Int
2011	10/0	30	53	.566	298	1	1
2012	12/1	49	95	.516	531	5	2
2013	11/11	206	322	.640	2,260	13	13
2014	13/13	255	453	.563	2,700	19	8
Total	46/25	540	923	.585	5,789	38	24

- Born October 29, 1991
- Jersey #7
- Lettered four seasons (2011-12-13-14)
- Redshirted in 2010
- No. 2 QB behind Sean Renfree in 2011 after Brandon Connette (shoulder) suffered season-ending injury in week two
- Played a season-high 32 snaps after replacing injured starter Sean Renfree (hand) against North Carolina on November 26, 2011; completed 12-of-20 (.600) passes for 111 yards with one TD and one

INT in a 37-21 road loss

- No. 2 QB behind Sean Renfree in 2012
- Replaced injured starter Sean Renfree (arm) late in the third quarter against Wake Forest on September 29, 2012; completed 8-of-11 (.727) passes for 54 yards while rushing three times for 10 yards including game-winning 4-yard touchdown with 11:35 remaining in the fourth quarter in a 34-27 road win
- First career start came on October 6, 2012; completed 18-of-31 (.581) passes for 212 yards with four TDs in a 42-17 home win over Virginia; matched school record for TD passes by a QB in first career start (4), equaling the standard set by Dave Brown on November 4, 1989, in a 52-35 road win over Wake Forest
- Replaced injured starter Sean Renfree (head) in second quarter against Florida State on October 27, 2012; completed 3-of-15 (.200) passes for 37 yards in a 48-7 road loss
- Replaced injured starter Sean Renfree (chest) in fourth quarter against Cincinnati in Belk Bowl on December 27, 2012; did not attempt a pass in 48-34 loss
- No. 1 QB entering the 2013 season
- On September 7, 2013, suffered fractured collarbone in second quarter at Memphis; missed the next three games vs. Georgia Tech, Pittsburgh & Troy
- Returned to the starting lineup against Navy on October 12, 2013; informed of starting assignment just 30 minutes prior to kickoff when projected starter Brandon Connette (ankle) was declared out; earned ACC Offensive Back of the Week honors after completing 31-of-38 (.816) passes for 295 yards and three TDs in a 35-7 home win
- Manning Award Star of the Week pick after completing 24-of-29 (.828) pass attempts for 256 yards with three TDs in a 28-21 road win over Wake Forest on November 23, 2013
- ACC Offensive Back of the Week choice after completing 23-of-34 (.677) pass attempts for 274 yards with two TDs in a 27-25 road win over North Carolina on November 30, 2013; engineered game-winning 11-play, 66-yard drive for a 27-yard field goal by Ross Martin with 2:22 remaining in the fourth period
- On December 31, 2013, against Texas A&M in the 46th annual Chick-fil-A Bowl in Atlanta, Ga., set school bowl records for pass completions (29), attempts (45), passing yards (427), passing TDs (3) and total offensive yards (454) in a 52-48 loss; passing yardage total versus the Aggies fell one yard short of the Chick-fil-A Bowl record of 428 set by Chuck Hartlieb of Iowa in 1988
- In 2013, posted three of the top 10 single-game pass completion percentage performances in school history: .828 (24-29) vs. Wake Forest [3rd]; .816 (31-38) vs. Navy [7th] & .800 (16-20) vs. N.C. Central [19th]
- In 2013, ranked among the ACC leaders in completions per game (3rd; 18.73), pass completion percentage (3rd; .640), passing yards per game (6th; 205.5), total offensive yards per game (6th; 224.9), points responsible per game (8th; 10.00) and pass efficiency (8th; 128.2); nationally, ranked 30th in pass completion percentage, 40th in completions per game, 58th in passing yards per game, 60th in total offensive yards per game, 68th in passing yardage, 71st in pass efficiency rating, 74th in points responsible per game and 79th in passing TDs
- In 2013, paired with Brandon Connette (14) to become the first Duke QB tandem to rush for 5+ TDs apiece in a single season
- No. 1 QB entering the 2014 season and started all 13 games
- On September 27, 2014, against Miami, set school record for most pass attempts in a quarter (26; 4th) in a 22-10 road loss
- On October 18, 2014, against Virginia, engineered game-winning 9-play, 65-yard drive for 3-yard TD pass from Thomas Sirk to David Reeves with 7:23 remaining in the fourth period in a 20-13 home win
- On November 1, 2014, against Pittsburgh, directed game-winning 4-play, 25-yard drive in second OT period for 5-yard TD run by Thomas Sirk in a 51-48 road win; in the first OT period, put Duke ahead with a 12-yard TD run
- In 2014, directed a Duke offense that became the first in school history to average 180+ rushing yards and 210+ passing yards per game
- In 2014, ranked among the ACC leaders in passing yards per game (4th; 207.7), total offensive yards per game (4th; 236.5) and pass efficiency rating (9th; 116.67); nationally, ranked 49th in total passing yards, 50th in total offensive yards, 53rd in passing TDs and 62nd in passing yards per game
- In 2014, paired with Thomas Sirk (8) to become the second Duke QB tandem to rush for 5+ TDs apiece in a single season
- Set school record for consecutive starts resulting in wins with 14
- Set school record for most starts resulting in wins with 19
- Counselor, Manning Passing Academy, 2013 and 2014
- Duke captain, 2013 and 2014
- Duke MVP, 2014
- Honorable mention All-ACC, 2014
- Career rushing: 230-800 (3.48 avg.; 16 TD)
- Career receiving: 1-21 (21.0 avg.)
- Represented Duke in the East-West Shrine Game on January 17, 2015, in St. Petersburg, Fla.; completed four-of-eight (.500) pass attempts for 49 yards while rushing twice for eight yards

- Represented Duke at the NFL Combine on February 17-23, 2015, in Indianapolis, Ind.
- Signed a free agent contract with the NFL's Detroit Lions on May 2, 2015
- Waived by the Detroit Lions on June 12, 2015
- Signed a free agent contract with the CFL's Montreal Alouettes on July 28, 2015
- In 2015, played in nine games as the Montreal Alouettes went 6-12 and finished fourth in the CFL's East Division; completed 18-of-31 (.581) passes for 198 yards with two TDs & two INTs while rushing four times for seven yards and one TD
- Waived by the Montreal Alouettes on May 4, 2016
- On May 22, 2016, suffered career-ending injuries during an automobile accident in Weddington, N.C.

## Dale Boyd

Huntington, W.Va.

1955

Opponent	C-A	Yds	TD	Int
N.C. State	0-2	0	0	0
Tennessee	0-0	0	0	0
William & Mary	0-2	0	0	0
Ohio State	0-0	0	0	0
Pittsburgh	0-0	0	0	0
Georgia Tech <sup>1</sup>	2-5	22	0	0
Navy	0-0	0	0	0
South Carolina	0-2	0	0	0
Wake Forest	0-3	0	0	0
North Carolina	0-0	0	0	0

Year	G/GS	Cmp	Att	Pct.	Yards	TD	Int
1953	10/0	0	0	.000	0	0	0
1954	0/0	0	0	.000	0	0	0
1955	10/1	2	14	.143	22	0	0
<b>Total</b>	<b>20/1</b>	<b>2</b>	<b>14</b>	<b>.143</b>	<b>22</b>	<b>0</b>	<b>0</b>

- Born January 27, 1934
- Jersey #40
- Lettered two seasons (1953-55)
- Played primarily as a halfback in 1953, rushing 16 times for 56 yards while catching one pass for three yards; also had one INT on defense and kicked three-of-six (.500) PATs
- Missed the 1954 season with knee injury
- No. 2 QB behind Sonny Jurgensen in 1955
- Lone career start came in place of the injured Jurgensen (ankle) on October 19, 1955, against No. 12 Georgia Tech; completed 2-of-5 (.400) passes for 22 yards while rushing 10 times for 10 yards in a 27-0 road loss; also punted 11 times for 381 yards
- Led the 1955 defense with six INTs
- Career rushing: 46-97 (2.11 avg.; 1 TD)
- Career receiving: 1-3 (3.00 avg.)
- Career kickoff return: 3-65 (21.67 avg.)
- Career punt return: 11-52 (4.73 avg.)
- Career punting: 11-381 (34.64 avg.)
- Career defense: 7 INTs
- Career kicking: 3-6 PATs

## Bob Brodhead

Kittanning, Pa.

1956

Opponent	C-A	Yds	TD	Int
South Carolina	0-0	0	0	0
Virginia	4-8	64	1	1
Tennessee <sup>1</sup>	3-6	25	0	0
SMU <sup>2</sup>	0-2	0	0	0
Pittsburgh <sup>3</sup>	1-5	-9	0	0
N.C. State <sup>4</sup>	1-3	31	0	0
Georgia Tech	2-4	23	0	2
Navy	0-1	0	0	0
Wake Forest	0-2	0	0	1
North Carolina	0-0	0	0	0

1957

Opponent	C-A	Yds	TD	Int
South Carolina <sup>5</sup>	0-3	0	0	0
Virginia <sup>6</sup>	4-9	25	1	0
Maryland <sup>7</sup>	1-4	33	0	1
Rice <sup>8</sup>	3-4	23	0	0
Wake Forest <sup>9</sup>	3-3	29	1	0
N.C. State <sup>10</sup>	3-4	102	0	1
Georgia Tech <sup>11</sup>	4-6	43	0	1
Navy <sup>12</sup>	3-10	30	0	0
Clemson <sup>13</sup>	3-7	45	1	1
North Carolina <sup>14</sup>	2-6	24	0	2

1958

Opponent	C-A	Yds	TD	Int
South Carolina <sup>15</sup>	5-9	52	0	0
Virginia <sup>16</sup>	8-14	89	0	1
Illinois	1-4	21	0	0
Baylor <sup>17</sup>	5-7	53	0	0
Notre Dame <sup>18</sup>	3-11	21	1	2
N.C. State <sup>19</sup>	5-12	57	0	0
Georgia Tech <sup>20</sup>	9-25	134	0	3
LSU <sup>21</sup>	11-18	163	1	0
Wake Forest <sup>22</sup>	3-5	28	1	2
North Carolina <sup>23</sup>	3-6	33	0	1

Year	G/GS	Cmp	Att	Pct.	Yards	TD	Int
1956	10/4	11	31	.355	134	1	4
1957	10/10	26	56	.464	354	3	6
1958	10/9	53	111	.477	651	3	9
<b>Total</b>	<b>30/23</b>	<b>90</b>	<b>198</b>	<b>.455</b>	<b>1,139</b>	<b>7</b>	<b>19</b>

- Born December 20, 1936
- Jersey #17
- Lettered three seasons (1956-57-58)
- Played on the freshman team in 1954
- Sat out 1955 season (appendectomy)
- No. 2 QB behind Sonny Jurgensen in 1956
- First career start came on October 6, 1956, against Tennessee in place of the injured Jurgensen (knee); completed 3-of-6 (.500) passes for 25 yards in a 33-20 home loss
- Started the next three games before Jurgensen returned
- Started nine games in 1957, helping Duke to a 6-3-2 record
- In Duke's 48-21 loss to Oklahoma in the Orange Bowl on January 1, 1958, completed 4-of-6 (.667) passes for 53 yards with one INT while rushing five times for minus-11 yards
- Started all 10 games in 1958
- Career rushing: 181-356 (1.97 avg.; 5 TDs)
- Career kickoff return: 6-119 (19.83 avg.)
- Career punt return: 6-48 (8.00 avg.)
- Career defense: 10 INTs
- Played in the Blue-Gray All-Star game
- Selected in the 12th round of the 1958 NFL Draft by the Cleveland Browns, but went on active duty in the armed services
- After his military discharge, played with the Saskatchewan Roughriders of the CFL in 1959. In 1960, signed with the AFL's Buffalo Bills
- Played minor league football with the Canton Bulldogs and Cleveland Bulldogs of the United Football League and with the Philadelphia Bulldogs of the Continental Football League
- Helped Philadelphia to the Continental Football League championship in 1966
- Worked for the Cleveland Browns (Business Mgr.), Houston Oilers (GM) and Miami Dolphins (CFO)
- Served as the athletic director at LSU from 1982-87
- In 1987, authored *Sacked! The Dark Side of Sports at Louisiana State University*
- Served as the athletic director at Southeastern Louisiana University

Dave Brown

Westfield, N.J.

1989				
Opponent	C-A	Yds	TD	Int
South Carolina	1-4	9	0	0
Northwestern	— DNP —			
Tennessee	4-7	38	0	1
Virginia	15-20	135	3	1
Clemson	— DNP —			
Army	— DNP —			
Maryland	— DNP —			
Georgia Tech	— DNP —			
Wake Forest <sup>1</sup>	24-36	444	4	1
N.C. State <sup>2</sup>	27-42	374	4	1
North Carolina <sup>3</sup>	33-54	479	3	2

1990

Opponent	C-A	Yds	TD	Int
South Carolina	— DNP —			
Northwestern	23-33	278	2	0
Virginia <sup>4</sup>	18-40	151	0	2
Clemson <sup>5</sup>	15-30	146	0	2
Army <sup>6</sup>	6-16	61	0	1
Western Carolina	13-17	182	2	1
Maryland	6-9	58	0	0
Georgia Tech	8-20	71	1	0
Wake Forest	4-6	50	1	0
N.C. State	11-27	110	0	5
North Carolina <sup>7</sup>	25-47	337	2	1

1991

Opponent	C-A	Yds	TD	Int
South Carolina <sup>8</sup>	32-50	323	2	0
Rutgers <sup>9</sup>	18-26	298	4	0
Colgate <sup>10</sup>	18-40	238	3	1
Virginia <sup>11</sup>	20-40	175	0	3
Vanderbilt <sup>12</sup>	14-30	189	1	0
Maryland <sup>13</sup>	30-42	334	1	2
Georgia Tech <sup>14</sup>	21-46	215	0	3
Wake Forest <sup>15</sup>	15-32	154	1	3
N.C. State <sup>16</sup>	25-41	315	3	0
North Carolina <sup>17</sup>	15-42	168	2	1
Clemson <sup>18</sup>	23-48	385	3	2

Year	G/GS	Cmp	Att	Pct.	Yards	TD	Int
1989	6/3	104	163	.638	1,479	14	6
1990	10/4	129	245	.529	1,444	8	12
1991	11/11	231	437	.526	2,794	20	15
Total	27/18	464	845	.549	5,717	42	33

- Born February 20, 1970
- Jersey #7
- Lettered three seasons (1989-90-91)
- Redshirted in 1988
- First extended playing time came against Virginia on September 23, 1989; completed 15-of-20 (.750) passes for 135 yards with three TDs and one INT in 49-28 road loss
- First career start came on November 4, 1989, against Wake Forest in place of injured Billy Ray (shoulder): ACC Offensive Back of the Week after completing 24-of-36 (.667) passes for 444 yards and four TDs including a school record 97-yard pass to Clarkston Hines in 52-35 road win
- Started the final three games of the 1989 regular season, hitting on 84-of-132 (.636) passes for 1,297 yards and 11 TDs
- Set Duke records for most passing yards in two consecutive games (853 vs. N.C. State [374] & North Carolina [479]) and three consecutive games (1,297 vs. Wake Forest [444], N.C. State [374] & North Carolina [479])
- Set Duke records for most touchdown passes in two consecutive games (8 vs. Wake Forest [4] & N.C. State [4]) and three consecutive games (11 vs. Wake Forest [4], N.C. State [4] & North Carolina [3])
- Led the ACC and ranked second nationally behind BYU's Ty Detmer (175.6) in pass efficiency in 1989 with a league single-season record rating of 161.0, a mark that would stand until 1999 when Georgia Tech's Joe Hamilton posted a rating of 175.0
- Started all 11 games in 1991 and became just the third Duke QB to throw 20+ TDs in a single season
- Led the ACC in total offense in 1991 (259.2 ypg)
- In Duke's 49-21 loss to Texas Tech in the All American Bowl on December 23, 1989, in Birmingham, Ala., came off the bench to complete 17-of-30 (.567) passes for 268 yards with three TDs and one INT while rushing four times for 10 yards
- On September 8, 1990, completed seven-of-11 (.636) passes for 90

yards on Duke's final drive including game-winning nine-yard scoring loss to Marc Mays with 38 seconds left in the fourth period to lead the Blue Devils to a 27-24 win at Northwestern

- Started the next three games as Ray recovered from neck and toe injuries, but then played a reserve role until the season finale, a 24-22 loss to North Carolina on November 17, 1990
- ACC Offensive Back of the Week after completing 32-of-50 (.640) passes for 323 yards with two TDs in a 24-24 tie against South Carolina on September 7, 1991
- ACC Offensive Back of the Week after completing 18-of-26 (.692) passes for 298 yards with four TDs in a 42-22 win over Rutgers on September 14, 1991
- In 1991, led the ACC in passing yards (2,794), total offensive yards (2,851) and touchdown responsibility (25)
- Career rushing: 147-53 (0.36 avg.; 7 TDs)
- Career punting: 14-479 (34.21 avg.)

- On May 1, 1992, announced decision to forgo final year of college eligibility and enter NFL Supplemental Draft
- Decision to leave school reportedly cost both Duke and Florida State \$90,000 each when, on May 20, 1992, Seminole athletic director Bob Goin told the media, "ESPN was ready to carry the (Duke-Florida State contest on September 5, 1992) game. When that kid left, they dropped us."
- On June 9, 1992, selected with the first pick of the NFL Supplemental Draft by the New York Giants and on August 12, 1992, signed four-year, \$4.6 million contract that included a \$1.6 million signing bonus
- Played in five games over first two seasons, all in reserve fashion
- First career action came on Thanksgiving Day, November 26, 1992, against eventual Super Bowl champion Dallas; completed two-of-six passes for six yards in a 30-3 road loss
- In second career appearance, suffered a broken thumb in a 19-0 loss to the Phoenix Cardinals
- In 1993, rotated with Kent Graham as the backup behind starter Phil Simms
- After two preseason games, named New York Giants starting QB on August 10, 1994, beating out Kent Graham after starter Phil Simms had been released the previous June
- First NFL start came on September 4, 1994, against Philadelphia; completed 10-of-20 (.500) passes for 171 yards with one TD and one INT in a 28-23 home win
- Started 15 games in 1994, leading New York to a 9-6 record (did not play vs. Arizona on November 13, 1994)
- After missing the Arizona game, returned to the starting lineup against Houston on November 21, 1994, but was knocked out of the contest with a concussion in the second quarter; came back the following week to throw two TD passes and run for a third in New York's 21-19 win over Washington on November 27, 1994
- Started all 16 games in 1995 while setting personal single-season bests with 254 completions in 456 attempts for 2,814 yards and a 73.1 passer rating
- On November 3, 1996, forced to leave game against Arizona in first quarter with bruised back and back spasms; returned the following week against Carolina on November 10 to throw TD passes on first two possessions, but threw two INTs in the fourth period in a 27-17 loss
- After starting 44 consecutive games, missed contest vs. Arizona on October 12, 1997, after aggravating a right pectoral muscle injury against Dallas the previous week (October 5); the 44-game starting streak was the third-longest among active players behind Green Bay's Brett Favre (84) and Cincinnati's Jeff Blake (47)
- Signed with Arizona as an unrestricted free agent on April 29, 1998, and played in 16 games with seven starts over four seasons
- Personal single-game bests include: 50 pass attempts vs. Green Bay (September 17, 1995); 28 pass completions vs. Baltimore (September 14, 1997); .833 (10-12) completion percentage vs. Washington (December 10, 1995); 299 passing yards vs. Seattle (November 5, 1995); 2 TD passes multiple times

Career NFL Passing Statistics

> New York Giants (1992-97)

> Arizona Cardinals (1998-01)

Year	G/GS	Cmp	Att	Pct.	Yards	TD	Int
1992	2/0	4	7	.571	21	0	0
1993	1/0	0	0	.000	0	0	0
1994	15/15	201	350	.574	2,536	12	16
1995	16/16	254	456	.557	2,814	11	10
1996	16/16	214	398	.538	2,412	12	20
1997	7/6	93	180	.517	1,023	5	3
1998	1/0	2	5	.400	31	0	0
1999	8/5	84	169	.497	944	2	6
2000	6/2	40	69	.580	467	2	3
2001	1/0	0	0	.000	0	0	0
Total	73/60	892	1,634	.546	10,248	44	58

Craig Browning

Fayetteville, N.C.

1979				
Opponent	C-A	Yds	TD	Int
East Carolina <sup>1</sup>	3-6	25	0	0
South Carolina	4-9	41	0	1
Virginia	6-16	87	1	2
Army	— DNP —			
Richmond	7-9	54	2	0
Clemson	1-3	5	0	1
Maryland	— DNP —			
Georgia Tech	1-4	5	0	0
Wake Forest	3-8	100	1	2
N.C. State	1-1	16	0	0
North Carolina	0-1	0	0	0

Year	G/GS	Cmp	Att	Pct.	Yards	TD	Int
1979	9/1	26	57	.456	333	4	6
Total	9/1	26	57	.456	333	4	6

- Born April 8, 1959
- Jersey #12
- Lettered two seasons (1979-80)
- Played on the JV team in 1977, completing 24-of-58 (414) passes for 329 yards and four TDs while rushing for 175 yards and four TDs
- Did not see game action in 1978 due to kidney injury
- Lone career start came in the season-opener on September 15, 1979, against East Carolina; completed 3-of-6 (.500) passes for 25 yards in the 28-14 home win over the Pirates
- Replaced in the lineup by Stanley Driskell, who started the final 10 games of the year
- On November 10, 1979, against No. 20 Wake Forest, came off the bench to complete an 80-yard pass to Cedric Jones in a 17-14 road loss; pass completion ranks tied for sixth-longest in school history
- Career rushing: 61-113 (1.85 avg.)
- Father, Art, lettered three seasons (1958-59-60) in football at Duke and kicked the game-winning PAT in the Blue Devils' 7-6 Cotton Bowl victory over Arkansas on January 1, 1961



D. Bryant

Detroit, Mich.

2000				
Opponent	C-A	Yds	TD	Int
East Carolina	2-9	21	0	1
Northwestern	2-6	20	0	0
Virginia	0-0	0	0	0
Vanderbilt	5-15	65	1	1
Clemson <sup>1</sup>	16-35	168	0	1
Florida State <sup>2</sup>	15-37	152	0	1
Georgia Tech <sup>3</sup>	20-38	184	1	1
Maryland <sup>4</sup>	21-34	233	0	2
Wake Forest <sup>5</sup>	22-35	277	0	1
N.C. State <sup>6</sup>	23-36	310	3	1
North Carolina <sup>7</sup>	3-13	18	0	1

2001

Opponent	C-A	Yds	TD	Int
Florida State <sup>8</sup>	9-26	167	1	0
Rice <sup>9</sup>	15-25	189	1	1
Northwestern <sup>10</sup>	17-32	171	1	3
Virginia <sup>11</sup>	17-34	191	0	0
Georgia Tech <sup>12</sup>	11-29	201	0	0
Wake Forest <sup>13</sup>	21-36	251	1	3
Maryland <sup>14</sup>	12-29	160	1	3
Vanderbilt <sup>15</sup>	19-36	295	2	4
N.C. State <sup>16</sup>	31-53	400	2	1
North Carolina <sup>17</sup>	12-28	146	0	0
Clemson <sup>18</sup>	23-56	283	2	2

Year	G/GS	Cmp	Att	Pct.	Yards	TD	Int
2000	11/7	129	258	.500	1,448	5	10
2001	11/11	187	384	.487	2,454	11	17
Total	22/18	316	642	.492	3,902	16	27

- Born October 22, 1980
- Jersey #6
- Lettered two seasons (2000-01)
- Redshirted in 1998
- Walk-on member of the 1998-99 Duke men's basketball team; played in 13 games (0.6 ppg) as the Blue Devils went 37-2, won the ACC regular season and tournament titles and reached the NCAA national championship game
- Was not a member of the football program in 1999, but returned in the spring of 2000
- First career start came on September 30, 2000, against No. 7 Clemson; completed 16-of-35 (.457) passes for 168 yards with one INT in a 52-22 home loss
- Set school record for consecutive pass completions (16) against N.C. State on November 11, 2000, in a 35-31 road loss
- On September 1, 2001, against Florida State, completed a 78-yard TD pass to Chris Douglas in a 55-13 home loss; pass completion ranks as the eighth-longest in Duke history
- On November 3, 2001, against N.C. State, completed 31-of-54 (.574) passes for 400 yards with two TDs and one INT in a 55-31 home loss; passing yardage ranks as the 13th-highest single-game total in Duke history
- On December 1, 2001, against Clemson, set school records for pass attempts in a quarter (24 in the first) and in a half (41 in the first) in a 59-31 road loss
- Started 18 straight games over 2000-01
- Was the only QB on the 2002 roster with collegiate playing experience, but was declared academically ineligible on July 12, 2002
- Career rushing: 162-(-81) (-0.50 avg.; 4 TDs)
- Career receiving: 2-29 (14.50 avg.; 1 TD)
- Transferred to Iowa Wesleyan in 2002 and played in one game before being ruled ineligible by the NAIA due to rule that forces student-athletes to sit out one full year before competition
- Played in one game for Iowa Wesleyan, throwing for 313 yards and five TDs against Peru State
- Three-year veteran (2005-06-07) of arenafootball2, playing with the Albany Conquest (2005), Manchester Wolves (2006) and South Georgia Wildcats (2007)
- In 2005, finished third in arenafootball2 (af2) in total offensive yards (4,414) and fourth in passing yards (4,230)
- In 2006, threw 59 TD passes before suffering season-ending injury in week 13
- In 2007, set af2 single-season record for passing yards (4,680) while becoming just the third QB in af2 history to throw for 100+ TDs in a season (league-high 102)
- Playing for the Kansas City Brigade, named to the 2008 Arena Football League All-Rookie team after completing 215-of-336 (.640) passes for 2,340 yards with 40 TDs and 10 INTs while rushing for an additional 149 yards and 12 TDs

Mark Caldwell

Clinton, Tenn.

1963				
Opponent	C-A	Yds	TD	Int
South Carolina	— DNP —			
Virginia	— DNP —			
Maryland	— DNP —			
California	0-0	0	0	0
Clemson	0-0	0	0	0
N.C. State	0-0	0	0	0
Georgia Tech	0-0	0	0	0
Wake Forest	0-0	0	0	0
Navy	— DNP —			
North Carolina	— DNP —			

Year	G/GS	Cmp	Att	Pct.	Yards	TD	Int
1963	5/0	0	0	.000	0	0	0
1964	10/0	0	0	.000	0	0	0
1965	10/0	0	0	.000	0	0	0
Total	25/0	0	0	.000	0	0	0

- Jersey #19
- Lettered two seasons (1964-65)
- Reserve QB in 1963
- Moved to tight end for 1964 & 1965 seasons
- Career receiving: 5-66 (13.20 avg.)

Bobby Campbell

Hicksville, N.Y.

1997				
Opponent	C-A	Yds	TD	Int
N.C. State <sup>1</sup>	13-26	189	0	1
Northwestern <sup>2</sup>	4-9	80	0	0
Army	— DNP —			
Navy	— DNP —			
Maryland	10-20	93	0	1
Florida State <sup>3</sup>	4-5	36	0	0
Virginia <sup>4</sup>	9-21	78	0	1
Wake Forest <sup>5</sup>	15-35	196	2	2
Clemson	10-25	99	0	1
Georgia Tech <sup>6</sup>	20-34	154	0	3
North Carolina	0-1	0	0	1

1998

Opponent	C-A	Yds	TD	Int
Western Carolina	0-2	0	0	0
Northwestern	0-0	0	0	0
Florida State	1-4	15	0	0
Virginia	4-7	69	0	0
Georgia Tech	8-15	55	0	0
Wake Forest	19-34	181	1	1
N.C. State	17-28	188	1	0
Clemson <sup>7</sup>	13-23	155	0	0
Vanderbilt <sup>8</sup>	21-42	316	2	0
Maryland <sup>9</sup>	12-37	178	2	7
North Carolina <sup>10</sup>	6-14	42	0	0

1999

Opponent	C-A	Yds	TD	Int
East Carolina	4-9	46	0	0
Northwestern <sup>11</sup>	2-14	12	0	0
Vanderbilt	15-31	251	1	2
Florida State <sup>12</sup>	11-29	136	0	2
Virginia	— DNP —			
Georgia Tech	— DNP —			
N.C. State	— DNP —			
Maryland	— DNP —			
Clemson	2-7	51	0	2
Wake Forest	3-6	30	0	0
North Carolina	— DNP —			

2000

Opponent	C-A	Yds	TD	Int
East Carolina	— DNP —			
Northwestern	3-8	12	0	2
Virginia	— DNP —			
Vanderbilt	4-7	37	0	0
Clemson	— DNP —			
Florida State	0-0	0	0	0
Georgia Tech	2-5	26	0	1
Maryland	0-0	0	0	0
Wake Forest	0-0	0	0	0
N.C. State	0-0	0	0	0
North Carolina	0-0	0	0	0

Year	G/GS	Cmp	Att	Pct.	Yards	TD	Int
1997	9/6	85	176	.483	925	2	10
1998	11/4	101	206	.490	1,199	6	8
1999	6/2	37	96	.385	526	1	6
2000	8/0	9	20	.450	75	0	3
Total	34/12	232	498	.466	2,725	9	27

- Born February 3, 1978
- Jersey #15
- Lettered four seasons (1997-98-99-2000)
- Redshirted in 1996
- First career start came in season-opener on September 6, 1997, against N.C. State; completed 13-of-26 (.500) passes for 189 yards with one INT in a 45-14 home loss
- In second career start, at Northwestern on September 13, 1997, suffered knee injury and missed next two games
- On October 10, 1998, came off the bench to replace Spencer Romine (ineffective); completed 19-of-34 (.559) passes for 181 yards with one TD and one INT in come-from-behind 19-16 road win against Wake Forest
- On October 31, 1998, at Vanderbilt; completed 21-of-42 (.500) passes for career-high 316 yards and two TDs in 36-33 road 2OT loss
- On November 14, 1998, against Maryland, set school single-game record with seven INTs in 42-25 home loss
- Career rushing: 104-97 (0.93 avg.; 6 TDs)
- Career punting: 2-66 (33.00 avg.)

Randy Clark

Durham, N.C.

1959				
Opponent	C-A	Yds	TD	Int
South Carolina	— DNP —			
Ohio State	0-0	0	0	0
Rice	0-0	0	0	0
Pittsburgh	— DNP —			
Army	— DNP —			
N.C. State	— DNP —			
Georgia Tech	0-0	0	0	0
Clemson	— DNP —			
Wake Forest	— DNP —			
North Carolina	0-0	0	0	0

1960

Opponent	C-A	Yds	TD	Int
South Carolina	0-0	0	0	0
Maryland	0-0	0	0	0
Michigan	0-0	0	0	0
N.C. State	0-0	0	0	0
Clemson	0-0	0	0	0
Georgia Tech	0-0	0	0	0
Navy	0-0	0	0	0
Wake Forest	0-0	0	0	0
North Carolina	0-0	0	0	0
UCLA	0-0	0	0	0

1961

Opponent	C-A	Yds	TD	Int
South Carolina	0-0	0	0	0
Virginia	0-0	0	0	0
Wake Forest	0-0	0	0	0
Georgia Tech	0-0	0	0	0
Clemson	0-0	0	0	0
N.C. State	0-0	0	0	0
Michigan	0-0	0	0	0
Navy	0-0	0	0	0
North Carolina	0-0	0	0	0
Notre Dame	0-0	0	0	0

Year	G/GS	Cmp	Att	Pct.	Yards	TD	Int
1959	4/0	0	0	.000	0	0	0
1960	10/0	0	0	.000	0	0	0
1961	10/0	0	0	.000	0	0	0
Total	24/0	0	0	.000	0	0	0

- Born January 4, 1936
- Jersey #10
- Lettered two seasons (1961-62)
- Reserve QB who did not attempt a pass
- Duke's starting punter in 1961 & 1962
- Career rushing: 2-(-5) (-2.5 avg.)
- Career punting: 97-3,530 (36.39 avg.)

**Brent Clinkscale**

Greenville, S.C.

**1979**

Opponent	C-A	Yds	TD	Int
East Carolina	— DNP —			
South Carolina	— DNP —			
Virginia	— DNP —			
Army	— DNP —			
Richmond	— DNP —			
Clemson	0-2	0	0	0
Maryland	7-15	73	0	1
Georgia Tech	1-2	6	0	0
Wake Forest	— DNP —			
N.C. State	0-3	0	0	1
North Carolina	6-10	64	1	1

**1980**

Opponent	C-A	Yds	TD	Int
East Carolina	2-5	35	0	0
Auburn	7-9	128	2	0
Virginia	8-15	55	0	1
Indiana <sup>1</sup>	3-10	9	0	0
South Carolina	4-7	45	0	0
Clemson	0-0	0	0	0
Maryland	0-1	0	0	1
Georgia Tech	— DNP —			
Wake Forest	— DNP —			
N.C. State	5-7	48	0	0
North Carolina	— DNP —			

**1981**

Opponent	C-A	Yds	TD	Int
Ohio State	— DNP —			
South Carolina	— DNP —			
Virginia	— DNP —			
East Carolina	— DNP —			
Virginia Tech	— DNP —			
Clemson	— DNP —			
Maryland	— DNP —			
Georgia Tech	— DNP —			
Wake Forest	— DNP —			
N.C. State	— DNP —			
North Carolina	— DNP —			

**1982**

Opponent	C-A	Yds	TD	Int
Tennessee	— DNP —			
South Carolina	— DNP —			
Virginia	2-2	48	0	0
Navy	— DNP —			
Virginia Tech	— DNP —			
Clemson	7-10	77	0	1
Maryland	5-8	57	0	1
Georgia Tech	— DNP —			
Wake Forest	— DNP —			
N.C. State	— DNP —			
North Carolina	1-1	10	0	0

Year	G/GS	Cmp	Att	Pct.	Yards	TD	Int
1979	5/0	14	32	.438	143	1	3
1980	8/1	29	54	.537	320	2	2
1981	0/0	0	0	.000	0	0	0
1982	4/0	15	21	.714	192	0	2
<b>Total</b>	<b>17/1</b>	<b>58</b>	<b>107</b>	<b>.542</b>	<b>655</b>	<b>3</b>	<b>7</b>

- Born March 7, 1961
- Jersey #11
- Lettered three seasons (1980-81-82)
- ACC Rookie of the Week after completing 6-of-10 (.600) passes for 64 yards with one TD and one INT against North Carolina on November 24, 1979, in a 37-16 home loss
- Came off the bench at No. 19 Auburn on September 20, 1980, to complete 7-of-9 (.778) passes for 128 yards and two TDs in a 35-28 loss
- Lone career start came on October 4, 1980 against Indiana; completed 3-of-10 (.300) passes for nine yards in a 31-21 road loss
- Moved to defensive back in the spring of 1981, but returned to QB in the fall
- Did not see game action in 1981, but was awarded varsity letter
- Career rushing: 28-(48) (-1.71 avg.)
- Career receiving: 1-21 (21.00 avg.; 1 TD)

**Brandon Connette**

Corona, Calif.

**2010**

Opponent	C-A	Yds	TD	Int
Elon	0-0	0	0	0
Wake Forest	0-0	0	0	0
Alabama	2-4	12	0	0
Army	0-0	0	0	0
Maryland	0-0	0	0	0
Miami <sup>1</sup>	4-6	30	0	0
Virginia Tech	0-4	0	0	1
Navy	0-0	0	0	0
Virginia	1-1	40	0	0
Boston College	2-5	22	0	0
Georgia Tech	0-1	0	0	1
North Carolina	1-1	21	0	0

**2011**

Opponent	C-A	Yds	TD	Int
Richmond	0-0	0	0	0
Stanford	1-2	35	0	0
Boston College	— DNP —			
Tulane	— DNP —			
FIU	— DNP —			
Florida State	— DNP —			
Wake Forest	— DNP —			
Virginia Tech	— DNP —			
Miami	— DNP —			
Virginia	— DNP —			
Georgia Tech	— DNP —			
North Carolina	— DNP —			

**2012**

Opponent	C-A	Yds	TD	Int
FIU	1-2	8	1	0
Stanford	1-2	11	0	0
N.C. Central	0-0	0	0	0
Memphis	0-2	0	0	0
Wake Forest	0-1	0	0	0
Virginia	1-1	0	0	0
Virginia Tech	0-0	0	0	0
North Carolina	— DNP —			
Florida State	0-0	0	0	0
Clemson	1-1	17	1	0
Georgia Tech	0-0	0	0	0
Miami	0-3	0	0	0
Cincinnati	1-1	2	1	0

**2013**

Opponent	C-A	Yds	TD	Int
N.C. Central	5-8	55	2	1
Memphis	14-21	198	2	0
Georgia Tech <sup>2</sup>	15-28	122	0	0
Pittsburgh <sup>3</sup>	21-32	323	4	4
Troy <sup>4</sup>	20-28	324	3	1
Navy	— DNP —			
Virginia	1-1	47	1	0
Virginia Tech	0-0	0	0	0
N.C. State	7-13	59	0	0
Miami	5-9	81	1	0
Wake Forest	1-3	1	0	0
North Carolina	0-1	0	0	0
Florida State	1-1	2	0	0
Texas A&M	0-0	0	0	0

Year	G/GS	Cmp	Att	Pct.	Yards	TD	Int
2010	12/1	10	22	.455	125	0	2
2011	2/0	1	2	.500	35	0	0
2012	12/0	5	13	.385	38	3	0
2013	13/3	90	145	.621	1,212	13	6
<b>Total</b>	<b>39/4</b>	<b>106</b>	<b>182</b>	<b>.582</b>	<b>1,410</b>	<b>16</b>	<b>8</b>

- Born July 21, 1991
- Jersey #18
- Lettered three seasons (2010-12-13)
- Served as top reserve behind Sean Renfree in 2010, seeing action in all 12 games (145 snaps) primarily on short yardage and red zone situations; finished second on the team in rushing with 321 yards on 78 attempts
- First career start came on October 16, 2010, against Miami; completed 4-of-6 (.667) passes for 30 yards while rushing 11 times for minus-2 yards and one TD in a 28-13 home loss

- Set school single-season record for rushing TDs by a freshman with eight in 2010
- Set school single-game record for points by a freshman with 14 against Virginia on November 6, 2010, in a 55-48 home win; scored rushing TDs covering 2 and 20 yards while adding a rushing PAT; held the record until Ross Martin (15 points on 4 FGs & 3 PATs) eclipsed the standard on October 20, 2012, in a 33-30 home win over North Carolina
- No. 2 QB behind Sean Renfree in 2011 before suffering season-ending shoulder injury in week two vs. Stanford
- Granted a medical hardship waiver for the 2011 season by the ACC in January, 2012
- No. 3 QB behind Sean Renfree & Anthony Boone in 2012
- In 2012, became first Duke player since 2001 (D. Bryant & Ben Erdeljac) to rush for a TD, catch a TD pass & throw a TD pass in same season
- Suffered shoulder injury in week seven vs. Virginia Tech and missed the following week's game vs. North Carolina
- Entered 2013 spring practice as the No. 3 QB behind Anthony Boone & Thomas Sirk, but elevated to No. 2 following injury (Achilles tendon) to Sirk
- Replaced injured starter Anthony Boone (collarbone) in second quarter vs. Memphis on September 7, 2013; completed 14-of-21 (.667) passes for 198 yards and 2 TDs in 28-14 road win; engineered game-winning, 7-play, 75-yard scoring drive in the fourth quarter for a 22-yard TD pass to WR Issac Blakeney with 9:50 remaining in the game
- On September 21, 2013, against Pittsburgh, became first Duke player, and the third in ACC history (Woodrow Dantzler & Tajh Boyd, both of Clemson), to throw for 300+ yards and rush for 100+ yards in a single game in a 58-55 home loss to the Panthers; completed 21-of-32 (.656) passes for 323 yards and four TDs while rushing 15 times for 101 yards and two TDs to match school single-game record for total TD responsibility (6); also matched Duke single-game record for most TD passes for 50+ yards (2) with scoring strikes to Jamison Crowder (62 yards) and Brandon Braxton (75)
- Suffered ankle injury in practice on October 10 and missed game vs. Navy on October 12
- On October 19, 2013, against Virginia, threw game-winning 47-yard TD pass to TE Braxton Deaver with 11:44 remaining in the fourth period in a 35-22 road win
- On November 9, 2013, against N.C. State, scored game-winning 5-yard TD with 3:31 remaining in the fourth quarter in a 38-20 home win
- Became Duke's all-time leader in rushing TDs (31) on November 16, 2013, with a 4-TD performance against Miami, eclipsing the 68-year old standard of 28 set by Tom Davis from 1941-44
- With rushing TD versus Texas A&M on December 31, 2013, in the Chick-fil-A Bowl, set school single-season record for TD responsibility (27), breaking the previous standard of 26 set by Anthony Dilweg in 1988 while matching the school single-season record for rushing TDs (14), equalling the standard set by Winston Siegfried in 1941
- Holds school single-season record for game-winning, fourth quarter TD responsibility (3 in 2013)
- Shares school single-season record for rushing TDs (14 in 2013)
- Holds school career record for rushing TDs (31)
- Holds school record for total TD responsibility in 2 consecutive games (11; vs. Pitt [2 rushing & 4 passing] & Troy [2-3], 2013)
- Shares school record for total TD responsibility in 3 consecutive games (12; vs. Georgia Tech (1 rushing & 0 passing), Pitt [2-4] & Troy [2-3], 2013)
- Became third QB in ACC history to rush for 30+ TDs in a career, joining the Georgia Tech tandem of Tevin Washington and Joshua Nesbitt
- Led Duke in rushing TDs in 2010, 2012 & 2013
- 2013 Recipient of the Micah Harris Trinity Teammate Award, presented annually to the member of the Duke program who displays the traits of a true teammate: character, unselfishness, compassion and pride
- Career rushing: 228-735 (3.22 avg.; 31 TDs)
- Career receiving: 12-90 (7.50 avg.; 1 TD)
- On April 25, 2014, announced decision to transfer and play final season of eligibility at Fresno State University
- In 2014, played in 13 games as Fresno State went 6-8 and appeared in the Hawaii Bowl; completed 29-of-54 (.537) passes for 299 yards with 2 TDs and 3 INTs; rushed 38 times for 155 yards (4.08) and 2 TDs
- Played for the Dresden Monarchs of the German Football League in 2016

Bob Corbett

Clarks Summit, Pa.

1974					
Opponent	C-A	Yds	TD	Int	
N.C. State	14-22	196	1	1	
South Carolina <sup>1</sup>	1-2	15	0	0	
Virginia	— DNP —				
Purdue	— DNP —				
Army	— DNP —				
Clemson	— DNP —				
Florida	— DNP —				
Georgia Tech	— DNP —				
Wake Forest	4-12	75	0	1	
Maryland	13-25	236	1	2	
North Carolina	— DNP —				

1975

Opponent	C-A	Yds	TD	Int	
Southern California	8-14	107	0	0	
South Carolina <sup>2</sup>	2-7	24	0	0	
Virginia <sup>3</sup>	9-14	156	1	1	
Pittsburgh <sup>4</sup>	15-28	191	0	1	
Army	1-1	6	0	0	
Clemson <sup>5</sup>	3-5	43	0	0	
Florida <sup>6</sup>	11-15	179	1	1	
Georgia Tech <sup>7</sup>	11-20	106	0	2	
Wake Forest	7-8	84	0	0	
N.C. State	1-2	5	0	1	
North Carolina	13-17	162	0	0	

Year	G/GS	Cmp	Att	Pct.	Yards	TD	Int
1974	4/1	32	61	.525	522	2	4
1975	11/6	81	131	.618	1,063	2	6
Total	15/7	113	192	.589	1,585	4	10

- Born November 10, 1954
- Jersey #10
- Lettered two seasons (1974-75)
- Played two seasons on the JV team (1972-73)
- In first career action, came off the bench in the season-opener against No. 16 N.C. State on September 14, 1974, to complete 14-of-22 (.636) passes for 196 yards with one TD and one INT in a 35-21 road loss; named ACC Rookie of the Week
- First career start came on September 21, 1974, against South Carolina; suffered broken wrist after completing 1-of-2 (.500) passes for 15 yards; did not play again until November 9 versus Wake Forest
- Academic All-ACC, 1975
- Career rushing: 82-32 (0.39 avg.)

Chris Dapolito

Matawan, N.J.

2002					
Opponent	C-A	Yds	TD	Int	
East Carolina	5-9	34	0	0	
Louisville	3-13	13	0	0	
Northwestern	0-1	0	0	1	
Florida State	5-14	115	2	1	
Navy	3-5	20	1	0	
Virginia	0-1	0	0	1	
Wake Forest	5-15	46	0	0	
N.C. State	— DNP —				
Maryland	5-8	67	1	1	
Clemson	— DNP —				
Georgia Tech	— DNP —				
North Carolina	0-1	0	0	0	

2003

Opponent	C-A	Yds	TD	Int	
Virginia	— DNP —				
Western Carolina	— DNP —				
Rice	— DNP —				
Northwestern	— DNP —				
Florida State	1-4	13	0	1	
Maryland	— DNP —				
Wake Forest	— DNP —				
N.C. State	7-13	57	1	0	
Tennessee	7-13	76	0	0	
Georgia Tech	5-6	62	1	0	
Clemson	5-11	54	0	1	
North Carolina <sup>1</sup>	5-7	81	0	0	

2004

Opponent	C-A	Yds	TD	Int	
Navy	5-7	31	0	0	
Connecticut <sup>2</sup>	12-21	129	1	1	
Virginia Tech	2-8	7	0	1	
Maryland	0-0	0	0	0	
The Citadel	0-0	0	0	0	
Georgia Tech	0-0	0	0	0	
Virginia	— DNP —				
Wake Forest	— DNP —				
Florida State	1-1	5	0	0	
Clemson	0-0	0	0	0	
North Carolina	0-1	0	0	0	

Year	G/GS	Cmp	Att	Pct.	Yards	TD	Int
2002	9/0	26	67	.388	295	4	4
2003	6/1	30	54	.556	343	2	2
2004	9/1	20	38	.526	172	1	2
Total	24/2	76	159	.478	810	7	8

- Born December 15, 1981
- Jersey #9
- Lettered three seasons (2002-03-04)
- Member of the football program at Rutgers University in 2000
- Redshirted in 2000
- Transferred to Duke and sat out the 2001 season per NCAA regulations
- Beneficiary of Duke's coaching change midway through the 2003 season; played in just one game through the first seven weeks of the year under head coach Carl Franks, who was dismissed on October 19; under interim head coach Ted Roof, played in each of the final five contests, completing 29-of-48 (.604) passes for 230 yards and two TDs
- First career start came on November 22, 2003, against North Carolina; completed 5-of-7 (.714) passes for 81 yards while rushing eight times for 42 yards in a 30-22 road win
- Career rushing: 91-187 (2.05 avg.; 2 TDs)
- Duke captain, 2004
- Served two years as a player-coach for the Les Argonautes and Turku Trojan in the European Football League
- Served two years (2008-09) as assistant head coach and offensive coordinator at Pace University
- Served as interim head coach at Pace following head coach Mike Iezzi's resignation on November 18, 2009
- Promoted to head coach at Pace on January 8, 2010
- Dismissed from head coach duties on November 22, 2013

Larry Davis

Portsmouth, Va.

1966					
Opponent	C-A	Yds	TD	Int	
West Virginia	— DNP —				
Pittsburgh	— DNP —				
Virginia	— DNP —				
Maryland	— DNP —				
Clemson	— DNP —				
N.C. State	— DNP —				
Georgia Tech	9-17	94	0	2	
Navy <sup>1</sup>	3-7	64	0	1	
Notre Dame <sup>2</sup>	10-16	75	0	3	
North Carolina <sup>3</sup>	6-7	135	1	0	

1967

Opponent	C-A	Yds	TD	Int	
Wake Forest	1-9	36	0	0	
Michigan	0-0	0	0	0	
South Carolina	0-0	0	0	0	
Army	5-7	47	1	1	
Virginia	1-3	26	0	1	
Clemson	1-1	12	0	0	
N.C. State	0-1	0	0	1	
Georgia Tech	0-0	0	0	0	
Navy	2-4	35	1	0	
North Carolina	4-7	39	1	0	

Year	G/GS	Cmp	Att	Pct.	Yards	TD	Int
1966	4/3	28	47	.596	368	1	6
1967	10/0	14	32	.438	195	3	3
1968	10/0	0	0	.000	0	0	0
Total	24/3	42	79	.532	563	4	9

- Born April 12, 1946
- Jersey #15
- Lettered three seasons (1966-67-68)
- Played for the freshman team in 1964, throwing for 160 yards and two TDs
- Did not see game action in 1965
- First career start came on November 5, 1966, against Navy; completed 3-of-7 (.429) passes for 64 yards while rushing 27 times for 103 yards in a 9-7 road win
- Led Duke to a fourth quarter win over Army on October 7, 1967; completed 5-of-7 (.714) passes for 47 yards with one TD and one INT; tossed game-winning 9-yard TD pass to Ed Hicklin with 9:54 remaining in the fourth period
- Moved to defensive back for final season (1968)
- Career rushing: 130-350 (2.69 avg.; 3 TDs)
- Career receiving: 1-32 (32.00 avg.)
- Career kickoff return: 1-5 (5.00 avg.)
- Career punt return: 2-36 (18.00 avg.)
- Brother, Ronnie, earned one varsity letter as an outfielder (1961; 2nd team All-ACC) on the Duke baseball team and played five seasons (1962-66-67-68-69) in the major leagues with Houston Colt 45s, Houston Astros, St. Louis Cardinals and Pittsburgh Pirates

Todd Decker

Raleigh, N.C.

1990					
Opponent	C-A	Yds	TD	Int	
South Carolina	— DNP —				
Northwestern	— DNP —				
Virginia	— DNP —				
Clemson	— DNP —				
Army	— DNP —				
Western Carolina	— DNP —				
Maryland	— DNP —				
Georgia Tech	— DNP —				
Wake Forest	0-0	0	0	0	
N.C. State	— DNP —				
North Carolina	— DNP —				



1991

Opponent	C-A	Yds	TD	Int
South Carolina	— DNP —			
Rutgers	— DNP —			
Colgate	0-0	0	0	0
Virginia	— DNP —			
Vanderbilt	— DNP —			
Maryland	— DNP —			
Georgia Tech	— DNP —			
Wake Forest	— DNP —			
N.C. State	— DNP —			
North Carolina	— DNP —			
Clemson	— DNP —			

1992

Opponent	C-A	Yds	TD	Int
Florida State	6-13	75	0	0
Vanderbilt	— DNP —			
Rice	0-1	0	0	0
Virginia	— DNP —			
East Carolina	0-0	0	0	0
Clemson	— DNP —			
Maryland	— DNP —			
Georgia Tech	— DNP —			
Wake Forest	— DNP —			
N.C. State	— DNP —			
North Carolina	— DNP —			

Year	G/GS	Cmp	Att	Pct.	Yards	TD	Int
1990	1/0	0	0	.000	0	0	0
1991	1/0	0	0	.000	0	0	0
1992	3/0	6	14	.429	75	0	0
Total	5/0	6	14	.429	75	0	0

- Born October 15, 1970
- Jersey #16
- Lettered one season (1992)
- Redshirted in 1989
- Career rushing: 1-(-4) (-4.0 avg.)
- Brother, Tom, lettered in both baseball (1981-82-83-84; two-time All-ACC catcher; 41st round pick of the Cleveland Indians in 1984 MLB Draft) and football (1981-82-83; fullback) at Duke

Kent Denton

Washington, D.C.

1963

Opponent	C-A	Yds	TD	Int
South Carolina	— DNP —			
Virginia	— DNP —			
Maryland	— DNP —			
California	— DNP —			
Clemson	— DNP —			
N.C. State	— DNP —			
Georgia Tech	0-0	0	0	0
Wake Forest	0-0	0	0	0
Navy	0-0	0	0	0
North Carolina	0-0	0	0	0

1964

Opponent	C-A	Yds	TD	Int
South Carolina	— DNP —			
Virginia	3-6	24	0	0
Maryland	0-0	0	0	0
N.C. State	0-1	0	0	0
Army	— DNP —			
Georgia Tech	— DNP —			
Wake Forest	— DNP —			
Navy	1-1	8	0	0
North Carolina	— DNP —			
Tulane	2-2	17	0	0

Year	G/GS	Cmp	Att	Pct.	Yards	TD	Int
1963	4/0	0	0	.000	0	0	0
1964	5/0	6	10	.600	49	0	0
Total	9/0	6	10	.600	49	0	0

- Born January 24, 1943
- Jersey #10
- Lettered one season (1964)
- Career rushing: 7-16 (2.29 avg.)

Anthony Dilweg

Bethesda, Md.

1985

Opponent	C-A	Yds	TD	Int
Northwestern	1-1	-5	0	0
West Virginia	0-0	0	0	0
Ohio <sup>1</sup>	9-15	108	0	1
Virginia	0-0	0	0	0
South Carolina	0-0	0	0	0
Clemson	0-0	0	0	0
Maryland	3-7	35	0	0
Georgia Tech	0-0	0	0	0
Wake Forest	1-2	23	0	1
N.C. State	0-0	0	0	0
North Carolina	0-0	0	0	0

1986

Opponent	C-A	Yds	TD	Int
Northwestern	0-0	0	0	0
Georgia	1-1	2	0	0
Ohio	0-1	0	0	0
Virginia	0-0	0	0	0
Vanderbilt	0-0	0	0	0
Clemson	4-7	40	0	0
Maryland	0-0	0	0	0
Georgia Tech	1-3	23	0	0
Wake Forest	0-0	0	0	0
N.C. State	0-0	0	0	0
North Carolina	0-0	0	0	0

1987

Opponent	C-A	Yds	TD	Int
Colgate	8-18	134	2	1
Northwestern	0-0	0	0	0
Vanderbilt	0-0	0	0	0
Virginia	3-4	19	0	0
Rutgers	0-0	0	0	0
Clemson <sup>2</sup>	23-50	305	0	3
Maryland	0-0	0	0	0
Georgia Tech	0-0	0	0	0
Wake Forest	1-1	49	1	0
N.C. State	0-0	0	0	0
North Carolina	0-0	0	0	0

1988

Opponent	C-A	Yds	TD	Int
Northwestern <sup>3</sup>	29-40	353	2	0
Tennessee <sup>4</sup>	21-32	311	3	1
The Citadel <sup>5</sup>	19-31	410	3	1
Virginia <sup>6</sup>	24-47	391	3	1
Vanderbilt <sup>7</sup>	31-53	349	1	1
Clemson <sup>8</sup>	18-41	209	1	2
Maryland <sup>9</sup>	34-57	379	3	2
Georgia Tech <sup>10</sup>	19-29	228	1	2
Wake Forest <sup>11</sup>	30-49	475	2	3
N.C. State <sup>12</sup>	33-56	357	2	2
North Carolina <sup>13</sup>	29-49	362	3	3

Year	G/GS	Cmp	Att	Pct.	Yards	TD	Int
1985	11/1	14	25	.560	161	0	2
1986	11/0	6	12	.500	65	0	0
1987	11/1	35	73	.479	507	3	4
1988	11/11	287	484	.593	3,824	24	18
Total	44/13	342	594	.576	4,557	27	24

- Born March 28, 1965
- Jerseys #18 (1985) & #8 (1986-87-88)
- Lettered four seasons (1985-86-87-88)
- Redshirted in 1984 with knee injury
- First career start came on September 21, 1985, against Ohio in place of injured Steve Slayden (shoulder); completed 9-of-15 (.600) passes for 108 yards with one INT before being replaced by No. 3 QB Mike Muschamp, who rallied Duke from a 13-7 deficit to a 34-13 home win
- Second career start came on October 17, 1987, against No. 7 Clemson in place of Slayden (11 INTs through first 5 games); completed 23-of-50 (.460) passes for 305 yards with three INTs in 17-10 road loss
- Started all 11 games as a senior in 1988 and produced the top single-season QB performance in Duke history
- In 1988, established ACC single-season records for passing yards (3,824), total offensive yards (3,713), pass attempts (484), touchdown passes (24) and touchdown responsibility (26)

- ACC Offensive Player of the Week after completing 29-of-40 (.725) passes for 353 yards with two TDs against Northwestern on September 3, 1988, in a 31-21 road win
- ACC Offensive Player of the Week after completing 21-of-32 (.656) passes for 311 yards with three TDs and one INT against Tennessee on September 10, 1988, in a road 31-26 win
- Led the ACC in both pass efficiency (134.6) and total offense (337.5 ypg) in 1988 while ranking second nationally in both passing yards and total offense and fourth in TD passes
- Finalist, Davey O'Brien Award, 1988
- ACC Player of the Year, 1988
- 1st team All-ACC, 1988
- Duke captain, 1988
- Duke MVP, 1988
- Holds school career record for pass efficiency rating (128.94)
- Duke's starting punter for four seasons (1985-86-87-88)
- Career rushing: 77-(-174) (-2.26 avg.; 2 TDs)
- Career receiving: 1-12 (12.00 avg.)
- Career punting: 199-7,889 (39.64 avg.)
- Named the Offensive MVP of the Hula Bowl in Honolulu, Hawaii, on January 7, 1989, after completing 12-of-17 (.706) passes for 145 yards and three TDs while leading the East squad to a 21-10 victory; Florida State CB Deion Sanders was named the Defensive MVP
- Played in the Japan Bowl in Tokyo, Japan, on January 16, 1989
- Third round choice (74th overall pick) of the Green Bay Packers in the 1989 NFL Draft (April 23, 1989)
- In 1989, served as the backup quarterback behind Pro Bowl selection Don Majkowski
- Active for all 16 games in 1989; saw action against Detroit on November 12, 1989, and completed his only pass attempt for seven yards
- Elevated to Green Bay's No. 1 QB in 1990 preseason when Majkowski missed 45 days due to contract holdout
- Started Green Bay's season-opener on September 9, 1990, completing 20-of-32 (.625) passes for 248 yards and three TDs in a 36-24 win over the Los Angeles Rams; named the NFC Offensive Player of the Week
- Lost starting job when Majkowski signed one-year contract worth \$1.5 million
- On November 18, 1990, came off the bench for an injured Majkowski (shoulder) to lead Green Bay to a 24-21 win over Phoenix; completed 11-of-21 (.524) passes for 134 yards including the game-winning one-yard scoring strike to Ed West with 16 seconds left in the game
- Released by Green Bay following the 1990 season
- Did not play in 1991 while recovering from knee surgery
- As part of the NFL's player enhancement project, spent the 1992 season with the Montreal Machine of the World League of American Football (WLAF)
- Suffered injury in Montreal's season-opening game against San Antonio and eventually placed on the injured reserved list

Career NFL Passing Statistics

> Green Bay Packers (1989-90)

Year	G/GS	Cmp	Att	Pct.	Yards	TD	Int
1989	1/0	1	1	1.000	7	0	0
1990	9/7	101	192	.526	1,267	8	7
Total	10/7	102	193	.528	1,274	8	7

Stanley Driskell

Atlanta, Ga.

1977				
Opponent	C-A	Yds	TD	Int
East Carolina	— DNP —			
Michigan	— DNP —			
Virginia	1-1	7	0	0
Navy	0-1	0	0	0
South Carolina	— DNP —			
Clemson	— DNP —			
Maryland	2-3	2	0	0
Georgia Tech	1-1	16	0	0
Wake Forest	0-0	0	0	0
N.C. State	0-0	0	0	0
North Carolina	3-6	61	0	0

1978				
Opponent	C-A	Yds	TD	Int
Georgia Tech <sup>1</sup>	6-15	153	1	0
South Carolina	1-3	7	0	0
Michigan	3-10	25	0	2
Virginia	— DNP —			
Navy	1-4	17	0	2
Clemson	7-14	113	1	2
Maryland <sup>2</sup>	22-39	212	0	2
Tennessee	6-11	57	0	1
Wake Forest	— DNP —			
N.C. State	— DNP —			
North Carolina	— DNP —			

1979				
Opponent	C-A	Yds	TD	Int
East Carolina	5-6	92	1	0
South Carolina <sup>3</sup>	1-9	12	0	0
Virginia <sup>4</sup>	5-8	40	0	1
Army <sup>5</sup>	7-16	75	0	1
Richmond <sup>6</sup>	14-22	216	1	1
Clemson <sup>7</sup>	8-20	89	0	1
Maryland <sup>8</sup>	3-15	23	0	1
Georgia Tech <sup>9</sup>	4-13	76	1	0
Wake Forest <sup>10</sup>	1-8	10	0	2
N.C. State <sup>11</sup>	3-18	39	1	3
North Carolina <sup>12</sup>	3-10	33	0	1

Year	G/GS	Cmp	Att	Pct.	Yards	TD	Int
1977	7/0	7	12	.583	86	0	0
1978	7/2	46	96	.479	584	2	9
1979	11/10	54	145	.372	705	4	11
Total	25/12	107	253	.423	1,375	6	20

- Born April 29, 1958
- Jersey #5
- Lettered three seasons (1977-78-79)
- With the Blue Devils trailing 24-18 and less than four minutes left in the fourth quarter against Georgia Tech on October 29, 1977, returned a punt 16 yards to the Yellow Jacket 35 yard line to set up Duke's game-winning drive; Duke then drove 35 yards for the game-winning TD pass from Mike Dunn to Tom Hall with 13 seconds remaining; Duke had trailed 24-9 after three periods
- First career start came on September 9, 1978, against Georgia Tech in place of injured Mike Dunn; completed 6-of-15 (.400) passes for 153 yards and one TD while rushing eight times for 47 yards in a season-opening 28-10 home win; set school single-game record for yards per pass completion (25.50); named ACC Offensive Back of the Week
- Led Duke to a 28-14 win over East Carolina on September 15, 1979; completed 5-of-6 (.833) passes for 92 yards with one TD and broke a 14-14 tie in the fourth quarter with a pair of rushing TDs
- Started 10 games in 1979
- Career rushing: 172-278 (1.62 avg.; 5 TDs)
- Career punt return: 7-39 (5.57 avg.)

Curt Dukes

Stony Point, N.C.

2004				
Opponent	C-A	Yds	TD	Int
Navy	0-1	0	0	0
Connecticut	0-0	0	0	0
Virginia Tech	3-10	73	1	1
Maryland	0-2	0	0	0
The Citadel	1-1	16	0	0
Georgia Tech	2-3	19	0	0
Virginia	— DNP —			
Wake Forest	— DNP —			
Florida State	— DNP —			
Clemson	— DNP —			
North Carolina	— DNP —			

2005				
Opponent	C-A	Yds	TD	Int
East Carolina	0-2	0	0	0
Virginia Tech	1-3	8	0	1
VMI	— DNP —			
Virginia	0-0	0	0	0
Navy	0-0	0	0	0
Miami	0-0	0	0	0
Georgia Tech	0-0	0	0	0
Florida State	0-1	0	0	1
Wake Forest	0-0	0	0	0
Clemson	0-0	0	0	0
North Carolina	0-0	0	0	0

Year	G/GS	Cmp	Att	Pct.	Yards	TD	Int
2004	6/0	6	17	.353	108	1	1
2005	10/0	1	6	.167	8	0	2
Total	16/0	7	23	.304	116	1	3

- Born October 6, 1983
- Jersey #12
- Lettered two seasons (2004-05)
- Member of the football program at Nebraska in 2002
- Redshirted in 2002
- Transferred to Duke and sat out the 2003 season per NCAA regulations
- Played in six games in 2004 before suffering season-ending leg injury against Georgia Tech on October 16
- Most extensive QB action came at Virginia Tech on September 18, 2004; completed 3-of-10 (.300) passes for 73 yards with one TD and one INT
- Also saw action at fullback, tight end and wide receiver; earned starts against Connecticut (FB) on September 11 and Georgia Tech (WR) on October 16
- Entered the 2005 season as the No. 2 QB, but threw just six passes the entire season
- Played primarily on special teams over the final eight games of the year
- Career rushing: 27-89 (3.30 avg.)
- Career receiving: 3-22 (7.33 avg.)
- Big 12 Commissioner's Honor Roll, 2002
- ACC Academic Honor Roll, 2005

Mike Dunn

Hampton, Va.

1975				
Opponent	C-A	Yds	TD	Int
Southern California	1-6	44	0	1
South Carolina	2-5	18	0	1
Virginia	0-2	0	0	1
Pittsburgh	— DNP —			
Army <sup>1</sup>	4-9	47	0	1
Clemson	6-10	114	0	0
Florida	3-9	48	0	1
Georgia Tech	4-5	38	0	0
Wake Forest <sup>2</sup>	6-9	111	0	2
N.C. State <sup>3</sup>	3-7	39	0	0
North Carolina <sup>4</sup>	2-5	67	0	0

1976				
Opponent	C-A	Yds	TD	Int
Tennessee <sup>5</sup>	4-9	46	0	1
South Carolina <sup>6</sup>	12-20	87	0	1
Virginia <sup>7</sup>	7-11	107	0	0
Pittsburgh <sup>8</sup>	14-21	197	1	2
Miami <sup>9</sup>	7-13	83	0	0
Clemson <sup>10</sup>	11-21	114	0	0
Maryland <sup>11</sup>	9-22	127	0	3
Georgia Tech <sup>12</sup>	7-13	57	0	1
Wake Forest <sup>13</sup>	7-15	91	1	2
N.C. State <sup>14</sup>	5-11	60	0	0
North Carolina <sup>15</sup>	7-13	109	0	1

1977				
Opponent	C-A	Yds	TD	Int
East Carolina <sup>16</sup>	14-22	190	1	1
Michigan <sup>17</sup>	12-16	118	0	2
Virginia <sup>18</sup>	5-10	44	1	0
Navy <sup>19</sup>	7-13	70	0	1
South Carolina <sup>20</sup>	3-10	74	0	0
Clemson <sup>21</sup>	4-14	60	0	2
Maryland <sup>22</sup>	13-22	124	1	0
Georgia Tech <sup>23</sup>	17-31	171	1	0
Wake Forest <sup>24</sup>	6-10	78	1	0
N.C. State <sup>25</sup>	15-25	239	2	0
North Carolina <sup>26</sup>	6-18	71	0	3

1978				
Opponent	C-A	Yds	TD	Int
Georgia Tech	— DNP —			
South Carolina <sup>27</sup>	2-8	45	0	1
Michigan <sup>28</sup>	3-7	24	0	1
Virginia <sup>29</sup>	9-17	128	0	1
Navy <sup>30</sup>	5-11	23	1	1
Clemson <sup>31</sup>	5-13	33	0	2
Maryland	— DNP —			
Tennessee <sup>32</sup>	4-10	33	0	0
Wake Forest <sup>33</sup>	8-20	77	0	0
N.C. State <sup>34</sup>	21-39	236	1	0
North Carolina <sup>35</sup>	8-19	69	0	2

Year	G/GS	Cmp	Att	Pct.	Yards	TD	Int
1975	10/4	31	67	.463	526	0	7
1976	11/11	90	169	.533	1,078	2	11
1977	11/11	102	191	.534	1,239	7	9
1978	9/9	65	144	.451	668	2	8
Total	41/35	288	571	.504	3,511	11	35

- Born January 11, 1957
- Jersey #8
- Lettered four seasons (1975-76-77-78)
- ACC Rookie of the Week after completing 6-of-10 (.600) passes for 114 yards while rushing 15 times for 79 yards and one TD against Clemson on October 18, 1975, in a 25-21 home win
- ACC Offensive Back of the Week after setting Duke single-game standard for rushing yards by a QB (168) against Georgia Tech on October 30, 1976, in a 31-7 home win
- ACC Offensive Back of the Week after setting Duke single-game record for rushing TDs by a QB (4) against North Carolina on November 20, 1976, in a road 39-38 loss; added a two-point conversion on the ground for 26 total points to match the second-highest single-game total in school history
- Led QBs nationally in scoring (80 points) in 1976; the 80 points rank as the fifth-highest single-season total in Duke history
- Led the ACC in total offense in 1976 (166.8 ypg)

• In 1976, set Duke single-season marks for rushing yards by a QB (757), 100-yard rushing games by a QB (4) and rushing touchdowns by a QB (12)

• Led Duke to a 15-point second half comeback win over Georgia Tech on October 29, 1977; completed 17-of-31 (.548) passes for 171 yards with one TD; threw game-winning 7-yard TD pass to Tom Hall with 13 seconds remaining in the fourth period and Scott Wolcott's ensuing PAT gave Duke a 25-24 win after trailing 24-9 after three quarters

• ACC Offensive Back of the Week after completing 5-of-11 (.455) passes for 60 yards against N.C. State on November 13, 1976, in a 28-14 road win

• Started 25 consecutive games from week nine of the 1975 season (November 8 at Wake Forest) through the end of the 1977 campaign; Did not play in the 1978 season-opener (September 9 vs. Georgia Tech) due to injury but returned in week two (September 23 vs. South Carolina) and started five straight games before suffering multiple injuries (thumb & knee) against Clemson on October 21; missed the Maryland contest on October 28 but returned to start the final four weeks of the season

• At the time of graduation, held Duke career records for rushing yards by a QB (1,939), 100-yard rushing games by a QB (6) and rushing TDs by a QB (22)

• On Duke's career charts, ranks third in rushing TDs (22), fifth in rushing attempts (565), seventh in total offensive plays (1,135), tied for sixth in 100-yard rushing games (6), seventh in rushing yards (1,939) and eighth in total offensive yards (5,450)

• Scored 148 career points on 22 TDs and eight PATs

• Career rushing: 565-1,939 (3.43 avg.; 22 TDs)

• Career receiving: 1-(-12) (-12.00 avg.)

• 2nd team Freshman All-America, 1975 (*Football News*)

• HM All-America, 1977 (*Associated Press*)

• Duke MVP, 1977

• Duke captain, 1978

• Represented Duke in the Blue-Gray Football Classic on December 25, 1979, in Montgomery, Ala.

• Signed free agent contract with the NFL's Cincinnati Bengals following senior season

Sam Eberdt

Arlington, Va.

Opponent	C-A	Yds	TD	Int
South Carolina	0-0	0	0	0
Wake Forest	0-0	0	0	0
Tennessee	— DNP —			
Purdue	— DNP —			
Army	— DNP —			
N.C. State	— DNP —			
Virginia	— DNP —			
Navy	— DNP —			
Georgia Tech	— DNP —			
North Carolina	— DNP —			

Year	G/GS	Cmp	Att	Pct.	Yards	TD	Int
1951	—	0	6	.000	0	0	1
1952	—	0	0	.000	0	0	0
1953	2/0	0	0	.000	0	0	0
1954	10/0	0	0	.000	0	0	0
Total	—	0	6	.000	0	0	1

- Born August 27, 1932
- Jersey #46
- Lettered two seasons (1953-54)
- Member of the team in 1951-52, but did not letter
- In 1951, was 0-for-6 (.000) passing with one INT
- In 1953, served as No. 2 fullback and No. 3 quarterback
- Suffered knee injury in week two vs. Wake Forest (September 26, 1953) and missed the remainder of the season
- Played exclusively at fullback in 1954, rushing 25 times for 148 yards and three TDs while catching two passes for 16 yards
- Career rushing: 28-163 (5.82 avg.)
- Career receiving: 2-16 (8.00 avg.)
- Career kickoff return: 2-31 (15.50 avg.)
- Career defense: 3 INTs
- Career kicking: 3-5 PATs; 0-1 FGs

Tom Edens

Sumter, S.C.

Opponent	C-A	Yds	TD	Int
West Virginia	— DNP —			
Pittsburgh	— DNP —			
Virginia	— DNP —			
Maryland	2-7	20	0	2
Clemson	— DNP —			
N.C. State	— DNP —			
Georgia Tech <sup>1</sup>	2-13	27	0	1
Navy	— DNP —			
Notre Dame	— DNP —			
North Carolina	— DNP —			

Year	G/GS	Cmp	Att	Pct.	Yards	TD	Int
1966	2/1	4	20	.200	47	0	3
Total	2/1	4	20	.200	47	0	3

- Born October 13, 1947
- Jersey #14
- Lettered two seasons (1967-68)
- Played for the freshman team in 1965; completed 41-of-93 (.441) passes for 513 yards
- Lone career start came on October 29, 1966, against No. 6 Georgia Tech; completed 2-of-13 (.154) passes for 27 yards with one INT in a 48-7 home loss
- Moved to the defensive backfield for final two seasons (1967-68)
- Career rushing: 4-(-8) (-2.0 avg.)
- Career punt return: 1-5 (5.0 avg.)
- Career defense: 2 INTs

Spence Fischer

Atlanta, Ga.

Opponent	C-A	Yds	TD	Int
Florida State	11-20	179	2	1
Vanderbilt	— DNP —			
Rice	13-25	188	0	0
Virginia	8-10	123	1	1
East Carolina <sup>1</sup>	20-29	222	3	2
Clemson <sup>2</sup>	12-23	124	0	1
Maryland <sup>3</sup>	10-21	175	0	0
Georgia Tech <sup>4</sup>	19-31	228	1	1
Wake Forest <sup>5</sup>	5-14	92	0	2
N.C. State <sup>6</sup>	15-24	174	1	2
North Carolina	— DNP —			

Opponent	C-A	Yds	TD	Int
Florida State	10-24	89	0	2
Rutgers <sup>7</sup>	28-45	333	2	1
Army <sup>8</sup>	29-36	357	3	1
Virginia <sup>9</sup>	13-28	115	0	3
Tennessee <sup>10</sup>	13-32	156	0	2
Clemson <sup>11</sup>	21-41	243	0	3
Maryland	10-23	138	0	1
Wake Forest <sup>12</sup>	24-39	275	2	0
Georgia Tech <sup>13</sup>	18-33	242	0	0
N.C. State <sup>14</sup>	21-35	229	2	0
North Carolina <sup>15</sup>	26-52	384	3	1

Opponent	C-A	Yds	TD	Int
Maryland <sup>16</sup>	15-24	197	2	0
East Carolina <sup>17</sup>	16-29	170	1	3
Army <sup>18</sup>	15-24	150	0	0
Georgia Tech <sup>19</sup>	14-23	113	0	0
Navy <sup>20</sup>	23-27	286	2	0
Clemson <sup>21</sup>	25-39	240	1	0
Wake Forest <sup>22</sup>	9-18	131	2	1
Florida State <sup>23</sup>	14-31	138	2	2
Virginia <sup>24</sup>	19-36	236	1	1
N.C. State <sup>25</sup>	21-38	229	1	0
North Carolina <sup>26</sup>	33-57	395	4	1

Opponent	C-A	Yds	TD	Int
Florida State <sup>27</sup>	20-39	227	2	1
Rutgers <sup>28</sup>	19-33	214	1	1
Army <sup>29</sup>	32-50	362	2	1
Maryland <sup>30</sup>	18-36	174	0	0
Navy <sup>31</sup>	24-41	241	0	1
Georgia Tech <sup>32</sup>	21-32	186	0	0
Virginia <sup>33</sup>	35-56	360	3	3
N.C. State <sup>34</sup>	31-46	347	1	3
Wake Forest <sup>35</sup>	18-29	211	1	0
Clemson <sup>36</sup>	21-42	226	1	3
North Carolina <sup>37</sup>	17-34	120	1	1

Year	G/GS	Cmp	Att	Pct.	Yards	TD	Int
1992	9/6	113	197	.574	1,505	8	10
1993	11/9	213	388	.549	2,561	12	14
1994	11/11	204	346	.590	2,285	16	8
1995	11/11	256	438	.584	2,668	12	14
Total	42/37	786	1,369	.574	9,019	48	46

- Born November 30, 1972
- Jersey #12
- Lettered four seasons (1992-93-94-95)
- Redshirted in 1991
- In first career start, ACC Rookie of the Week after completing 20-of-29 (.690) passes for 222 yards with three TDs and two INTs against East Carolina on October 10, 1992, in a 45-14 home win
- First career pass attempt covered 60 yards to WR Jon Jensen at No. 4 Florida State on September 5, 1992
- ACC Offensive Back of the Week after completing 24-of-39 (.615) passes for 275 yards and two TDs against Wake Forest on October 23, 1993, in a 21-13 road win
- On November 26, 1993, against No. 13 North Carolina, threw an 80-yard TD pass to WR Jon Jensen; pass completion ranks tied for fifth-longest in Duke history
- In Duke's 34-20 loss to Wisconsin in the Hall of Fame Bowl on January 2, 1995, completed 28-of-46 (.609) passes for 314 yards with four INTs while rushing six times for 15 yards
- Finished career ranking second in ACC history and 24th in NCAA history in passing yardage
- Had two impressive streaks of pass attempts without an interception (156 in 1993; 141 in 1994)
- Became Duke's career leader in total offensive yards in final collegiate game on November 18, 1995, against North Carolina, breaking Ben Bennett's mark of 9,061 yards; held the record (9,108) until Thaddeus Lewis broke the standard on November 14, 2009, versus Georgia Tech
- Career rushing: 237-89 (0.38 avg.; 7 TDs)
- Career receiving: 1-23 (23.00 avg.)
- Career punting: 9-417 (46.33 avg.)
- Played two seasons (1992-93) on the Duke baseball team as a right-handed pitcher
- Appeared in four career games on the mound, allowing seven hits and one earned run with four walks and zero strikeouts in 4.1 innings
- Duke captain, 1995
- Academic All-ACC, 1994
- Sixth round selection (203rd overall pick) of the Pittsburgh Steelers in the 1996 NFL Draft
- Played in the World Football League in 1997



Gil Garner

Augusta, Ga.

1960				
Opponent	C-A	Yds	TD	Int
South Carolina	— DNP —			
Maryland	— DNP —			
Michigan	— DNP —			
N.C. State	— DNP —			
Clemson	0-0	0	0	0
Georgia Tech	— DNP —			
Navy	— DNP —			
Wake Forest	2-3	25	1	0
North Carolina	0-0	0	0	0
UCLA	0-0	0	0	0

1961

Opponent	C-A	Yds	TD	Int
South Carolina	4-5	27	0	0
Virginia	6-6	134	2	0
Wake Forest	6-7	38	1	0
Georgia Tech	4-9	13	0	2
Clemson	7-11	92	0	1
N.C. State	7-9	59	0	0
Michigan	8-13	70	0	0
Navy	2-5	20	0	0
North Carolina	6-12	35	0	1
Notre Dame	6-9	88	2	0

1962

Opponent	C-A	Yds	TD	Int
Southern California	8-13	107	1	1
South Carolina	6-7	42	0	0
Florida	12-16	114	1	1
California	3-5	22	0	0
Clemson	1-3	12	0	0
N.C. State	0-1	0	0	0
Georgia Tech	3-4	7	0	0
Maryland	0-2	0	0	0
Wake Forest	4-7	63	0	0
North Carolina	5-7	46	0	0

Year	G/GS	Cmp	Att	Pct.	Yards	TD	Int
1960	4/0	2	3	.667	25	1	0
1961	10/0	56	86	.652	576	5	4
1962	10/0	42	65	.646	413	2	2
Total	24/0	100	154	.649	1,014	8	6

- Born March 23, 1941
- Jersey #11
- Lettered three seasons (1960-61-62)
- Quarterbacked the freshman team to undefeated season in 1959
- No. 2 QB behind Walt Rappold in 1961 & 1962
- Led the ACC in pass completion percentage (.652) in 1961
- On October 6, 1962, came off the bench to complete 12-of-16 (.750) passes for 114 yards with one TD and one INT as Duke erased a 21-0 halftime deficit to defeat Florida, 28-21; engineered game-winning drive that resulted in a one-yard TD run by FB Mike Curtis with 11:19 remaining in the fourth quarter
- Career rushing: 67-42 (0.63 avg.; 2 TDs)
- Career punt return: 5-28 (5.60 avg.)
- Career defense: 3 INTs

Scotty Glacken

Bethesda, Md.

1963				
Opponent	C-A	Yds	TD	Int
South Carolina	3-9	39	1	0
Virginia	5-10	79	1	0
Maryland <sup>1</sup>	6-14	106	1	0
California <sup>2</sup>	17-32	196	1	2
Clemson <sup>3</sup>	8-12	134	4	0
N.C. State <sup>4</sup>	14-33	123	1	2
Georgia Tech <sup>5</sup>	12-26	140	0	2
Wake Forest <sup>6</sup>	11-20	115	1	0
Navy <sup>7</sup>	9-16	116	1	1
North Carolina <sup>8</sup>	16-28	217	1	1

1964

Opponent	C-A	Yds	TD	Int
South Carolina <sup>9</sup>	10-18	95	0	0
Virginia <sup>10</sup>	6-11	99	2	0
Maryland <sup>11</sup>	7-10	74	1	0
N.C. State <sup>12</sup>	2-7	23	0	1
Army <sup>13</sup>	6-15	93	0	0
Georgia Tech <sup>14</sup>	24-38	263	1	3
Wake Forest <sup>15</sup>	10-20	102	0	2
Navy <sup>16</sup>	7-17	90	1	2
North Carolina <sup>17</sup>	17-30	238	2	1
Tulane <sup>18</sup>	15-26	101	0	0

1965

Opponent	C-A	Yds	TD	Int
Virginia <sup>19</sup>	10-13	96	0	0
South Carolina <sup>20</sup>	2-9	28	0	1
Rice <sup>21</sup>	9-13	254	4	0
Pittsburgh <sup>22</sup>	16-24	165	1	2
Clemson <sup>23</sup>	10-20	145	0	1
Illinois <sup>24</sup>	4-11	55	0	2
Georgia Tech	— DNP —			
N.C. State	— DNP —			
Wake Forest	— DNP —			
North Carolina	0-1	0	0	0

Year	G/GS	Cmp	Att	Pct.	Yards	TD	Int
1963	10/8	101	201	.502	1,265	12	8
1964	10/10	104	192	.541	1,178	7	9
1965	7/6	50	88	.575	727	5	6
Total	27/24	255	481	.531	3,179	24	23

- Born July 28, 1944; died December 27, 2006
- Jersey #17
- Lettered three seasons (1963-64-65)
- Began the 1963 season as the No. 3 QB behind Dave Uible and Jerry Stoltz; pressed into action in week two against Virginia on September 28 when both were lost to injury; completed 5-of-10 (.500) passes for 79 yards and one TD, rushed for one TD and two PATs in a 30-8 road win
- First career start came on October 5, 1963, against Maryland; completed 6-of-14 (.429) passes for 106 yards with one TD in a 30-12 win in Richmond, Va.; with nine minutes remaining in the game, tossed a 60-yard TD pass to Stan Crisson for a 17-12 Duke lead
- In a 35-30 win over Clemson on October 19, 1963, became the first player in ACC history to throw four TD passes in a game
- Set ACC single-game record for passing yards (217) against North Carolina on November 28, 1963, in a 16-14 home loss
- Led the ACC in passing yards (1,265) and TD passes (12) in 1963
- Ranked third nationally in TD passes in 1963
- Matched ACC single-season record for TD passes in 1963 set by Wake Forest's Norm Snead in 1959
- Against No. 8 Georgia Tech on October 31, 1964, completed an ACC single-game record 24 passes in a 21-8 home loss
- Led the ACC in passing yards (1,178) in 1964
- Broke Billy Cox's school career passing record (2,455) on September 18, 1965, versus Virginia; held the record (3,179) until Leo Hart surpassed the mark on October 25, 1969, versus N.C. State
- In Duke's 41-21 win over Rice on October 2, 1965, matched own school record with four TD passes; completed 9-of-13 (.692) passes for 254 yards with scoring tosses covering 15, 19, 60 & 62 yards

- On October 23, 1965, at Illinois, suffered knee injury and missed the next three games; returned for the season finale on November 20 against North Carolina and threw an incomplete pass on his lone attempt
- 2nd team All-ACC, 1963
- 2nd team All-ACC, 1964
- Career rushing: 144-130 (0.90 avg.; 5 TDs)
- Lettered two seasons (1964-65) as a catcher on the Duke baseball team, playing in 44 career games and batting .217 (33-of-152) with 12 runs scored, four doubles, one triple, three home runs and 13 RBI
- Selected in the seventh round of the 1966 AFL Draft by the Denver Broncos and completed 6-of-15 (.400) passes for 84 yards and one TD in 10 games over two seasons (1966-67)
- Served as the head football coach at Georgetown University from 1969-92, compiling a 98-94-2 (.510) career record in 23 seasons
- Enshrined in the Georgetown University Athletic Hall of Fame

Career AFL Passing Statistics

> Denver Broncos (1966-67)

Year	G/GS	Cmp	Att	Pct.	Yards	TD	Int
1966	8/1	6	11	.545	84	1	0
1967	2/0	0	4	.000	0	0	0
Total	10/1	6	15	.400	84	1	0

David Green Charlotte, N.C.

Opponent	C-A	Yds	TD	Int
Maryland	— DNP —			
East Carolina	— DNP —			
Army	1-1	7	1	0
Georgia Tech	— DNP —			
Navy	0-0	0	0	0
Clemson	— DNP —			
Wake Forest	0-0	0	0	0
Florida State	— DNP —			
Virginia	— DNP —			
N.C. State	— DNP —			
North Carolina	— DNP —			

Opponent	C-A	Yds	TD	Int
Florida State	2-5	15	0	0
Rutgers	— DNP —			
Army	— DNP —			
Maryland	— DNP —			
Navy	2-2	12	0	0
Georgia Tech	— DNP —			
Virginia	— DNP —			
N.C. State	— DNP —			
Wake Forest	0-1	0	0	0
Clemson	— DNP —			
North Carolina	— DNP —			

Opponent	C-A	Yds	TD	Int
Florida State <sup>1</sup>	6-12	40	0	0
Northwestern	— DNP —			
Army <sup>2</sup>	11-20	102	0	0
Georgia Tech	— DNP —			
Navy <sup>3</sup>	7-11	76	0	1
Clemson	— DNP —			
Maryland <sup>4</sup>	9-21	103	0	1
Virginia	0-0	0	0	0
N.C. State <sup>5</sup>	14-32	138	1	1
Wake Forest <sup>6</sup>	25-37	272	2	0
North Carolina <sup>7</sup>	18-33	233	1	0

Opponent	C-A	Yds	TD	Int
N.C. State	— DNP —			
Northwestern	4-9	42	1	0
Army	— DNP —			
Navy	— DNP —			
Maryland	— DNP —			
Florida State	— DNP —			
Virginia	2-4	6	0	0
Wake Forest	— DNP —			
Clemson	— DNP —			
Georgia Tech	21-27	335	4	1
North Carolina <sup>8</sup>	12-33	142	1	4

Year	G/GS	Cmp	Att	Pct.	Yards	TD	Int
1994	3/0	1	1	1.000	7	1	0
1995	3/0	4	8	.500	27	0	0
1996	8/7	90	166	.542	954	4	3
1997	4/1	39	73	.534	525	6	5
Total	18/8	134	248	.540	1,523	11	8

- Born February 10, 1975
- Jersey #11
- Lettered two seasons (1996-97)
- First career start came on September 7, 1996, against No. 3 Florida State; completed 6-of-12 (.500) passes for 40 yards before suffering an ankle injury and leaving the 44-7 road loss
- Missed week two against Northwestern before returning to the starting lineup in week three versus Army
- Nursing the injured ankle, did not play against Georgia Tech (September 26), but returned to start against Navy (October 5) but suffered a concussion and missed the Clemson contest (October 12)
- Entered the 1997 season as the No. 1 QB, but suffered a torn MCL in the final preseason scrimmage on August 23
- After sitting out the season-opener against N.C. State on September 6, 1997, played in a reserve role in week two versus Northwestern on September 13, but re-injured knee and missed the next four games
- Against Georgia Tech on November 15, 1997, came off the bench

to post the most prolific passing quarter in Duke history; versus the Yellow Jackets in the fourth quarter of a 41-38 home loss, completed 14-of-17 (.824) passes for 256 yards and four TDs; finished the game 21-of-27 (.778) for 335 yards and four TDs after entering the game with 9:19 remaining in the third period and Duke trailing, 35-11

- Returned to the starting lineup for the season finale on November 22 against No. 8 North Carolina; completed 12-of-33 (.364) passes for 142 yards with one TD and four INTs in a 50-14 road loss
- Career rushing: 67-45 (0.67 avg.; 1 TD)

George Harris Kings Mountain, N.C.

Opponent	C-A	Yds	TD	Int
South Carolina	— DNP —			
Virginia	— DNP —			
Maryland	— DNP —			
Rice	— DNP —			
Wake Forest	0-1	0	0	0
N.C. State	— DNP —			
Georgia Tech	— DNP —			
Navy	— DNP —			
Clemson	— DNP —			
North Carolina	— DNP —			

Opponent	C-A	Yds	TD	Int
South Carolina	0-0	0	0	0
Virginia	0-0	0	0	0
Illinois	— DNP —			
Baylor	— DNP —			
Notre Dame	— DNP —			
N.C. State	— DNP —			
Georgia Tech	— DNP —			
Louisiana State	1-3	16	0	0
Wake Forest	0-0	0	0	0
North Carolina	— DNP —			

Opponent	C-A	Yds	TD	Int
South Carolina <sup>1</sup>	1-3	14	0	0
Ohio State <sup>2</sup>	2-5	14	0	1
Rice <sup>3</sup>	1-2	12	0	0
Pittsburgh <sup>4</sup>	2-5	16	0	0
Army	4-13	28	0	1
N.C. State	1-4	8	0	0
Georgia Tech <sup>5</sup>	2-4	35	0	0
Clemson	0-2	0	0	1
Wake Forest <sup>6</sup>	3-6	112	2	1
North Carolina <sup>7</sup>	11-21	142	0	1

Year	G/GS	Cmp	Att	Pct.	Yards	TD	Int
1957	1/0	0	1	.000	0	0	0
1958	4/0	1	3	.333	16	0	0
1959	10/7	27	65	.415	381	2	5
Total	15/7	28	69	.406	397	2	5

- Born September 5, 1938
- Jersey #18
- Lettered three seasons (1957-58-59)
- In Duke's 48-21 loss to Oklahoma in the Orange Bowl on January 1, 1958, threw an INT on his only passing attempt and rushed three times for nine yards
- First career start came in the season-opener on September 19, 1959, at South Carolina; completed 1-of-3 (.333) passes for 14 yards in a 12-7 road loss
- On October 31, 1959, against No. 9 Georgia Tech, completed 2-of-4 (.500) passes for 35 yards in a 10-7 upset road win; directed game-winning drive that resulted in a 28-yard field goal by Art Browning with 7:34 left in the fourth quarter
- In Duke's 27-15 win over Wake Forest on November 14, 1959, completed 3-of-6 (.500) passes for 112 yards with two TDs; scoring tosses covered 50 (to Floyd Bell) and 55 (to Jack Wilson) yards
- Career rushing: 63-27 (0.43 avg.)
- Career kickoff return: 3-41 (13.67 avg.)
- Career punt return: 4-14 (3.50 avg.)
- Career punting: 9-231 (25.67 avg.)
- Career defense: 1 INT

Leo Hart Kinston, N.C.

Opponent	C-A	Yds	TD	Int
South Carolina <sup>1</sup>	16-25	214	1	0
Michigan <sup>2</sup>	11-29	183	1	1
Maryland <sup>3</sup>	10-25	125	0	1
Virginia <sup>4</sup>	20-38	294	1	1
Clemson <sup>5</sup>	19-34	316	2	2
Army <sup>6</sup>	11-24	161	2	1
Georgia Tech <sup>7</sup>	15-27	237	1	0
N.C. State <sup>8</sup>	18-37	189	1	3
Wake Forest <sup>9</sup>	20-28	282	2	0
North Carolina <sup>10</sup>	22-34	237	0	2

Opponent	C-A	Yds	TD	Int
South Carolina <sup>11</sup>	20-34	194	2	0
Virginia <sup>12</sup>	11-26	90	0	1
Pittsburgh <sup>13</sup>	10-24	125	1	1
Wake Forest <sup>14</sup>	21-28	262	1	2
Maryland <sup>15</sup>	9-27	123	0	0
N.C. State <sup>16</sup>	16-29	154	0	0
Georgia Tech <sup>17</sup>	20-31	275	0	4
Clemson <sup>18</sup>	17-27	212	0	0
Virginia Tech <sup>19</sup>	8-18	110	0	1
North Carolina <sup>20</sup>	13-24	97	1	0

Opponent	C-A	Yds	TD	Int
Florida <sup>21</sup>	21-36	228	1	0
Maryland <sup>22</sup>	24-38	254	1	2
Virginia <sup>23</sup>	16-28	231	0	1
Ohio State <sup>24</sup>	11-23	92	0	2
West Virginia <sup>25</sup>	7-10	82	0	0
N.C. State <sup>26</sup>	5-11	42	0	0
Clemson <sup>27</sup>	26-36	287	1	2
Georgia Tech <sup>28</sup>	17-30	242	0	2
Wake Forest <sup>29</sup>	17-27	216	0	1
South Carolina <sup>30</sup>	22-31	302	2	0
North Carolina <sup>31</sup>	13-38	260	2	2

Year	G/GS	Cmp	Att	Pct.	Yards	TD	Int
1968	10/10	162	301	.538	2,238	11	11
1969	10/10	145	268	.541	1,642	5	9
1970	11/11	179	308	.581	2,236	7	12
Total	31/31	486	877	.554	6,116	23	32

- Born March 3, 1949
- Jersey #10
- Lettered three seasons (1968-69-70)
- Played on the freshman team in 1967, completing 32-of-64 (.500) passes for 380 yards
- Entered the 1968 season as a reserve, but pressed into action in season-opener for first career start at South Carolina on September 21 when projected starter Dave Trice suffered a knee injury in final preseason scrimmage; ACC Offensive Player of the Week after completing 16-of-25 (.640) passes for 214 yards and one TD in a 14-7 road win
- Set then school record for longest pass completion with 81-yard throw to Wes Chesson against Wake Forest on November 16, 1968; record stood until Ben Bennett's 88-yard pass to Chris Castor against Tennessee on September 4, 1982
- Ranked sixth nationally in total offense and 10th in passing yards in 1968
- ACC Offensive Back of the Week after completing 21-of-28 (.750) passes for 262 yards with one TD and two INTs against Wake Forest on October 11, 1969, in a 27-20 road win
- ACC Offensive Back of the Week after completing 17-of-27 (.630) passes for 212 yards against Clemson on November 8, 1969, in a 34-27 home win
- Participated in the most famous Duke football snap from scrimmage — the "Shoestring Play" — on November 22, 1969, in a 17-13 home win over North Carolina; with the score tied 7-7 late in the third period, knelt down to tie his shoe following a rushing attempt rather than returning to the huddle, distracting the Tar Heel defense enough for WR Wes Chesson to take a direct snap and sprint 53 yards for a TD
- ACC Offensive Back of the Week after completing 26-of-36 (.722) passes for 287 yards with one TD and two INTs against Clemson on October 24, 1970, in a 21-10 road win
- ACC Offensive Back of the Week after completing 17-of-27 (.630) passes for 216 yards with one INT against Wake Forest on November 7, 1970, in a 28-14 home loss

• Started all 31 games of his Duke career

• Led the ACC in passing in 1968 (2,238 yards), 1969 (1,642 yards) and 1970 (16.4 completions per game)

• Led the ACC in total offense in 1968 (2,340 yards), 1969 (1,612 yards) and 1970 (210.5 ypg)

• Only player in ACC history to lead the league in both total offense and passing in three consecutive seasons

• Broke Scotty Glacken's school career passing record (3,179) on October 25, 1969, against N.C. State and held the record (6,116) until Ben Bennett broke the mark on November 13, 1982, versus N.C. State

• Finished career as just the fourth player in NCAA history to pass for 6,000 yards, joining Steve Ramsey (North Texas State), Chuck Hixson (LSU) and Jim Plunkett (Stanford)

• Closed career ranking fifth in NCAA history in total offense behind Plunkett, Ramsey, Hixson and Virgil Carter (BYU)

• Graduated as the ACC's all-time leader in pass completions, pass attempts, passing yards and total offense

• First three-time first team All-ACC selection in league history

• 1st team All-ACC, 1968

• HM All-America, 1968 (*Associated Press*)

• 1st team All-ACC, 1969

• HM All-America, 1969 (*Associated Press*)

• Duke MVP, 1969

• 1st team All-ACC, 1970

• HM All-America, 1970 (*Associated Press*)

• Duke MVP, 1970

• Duke captain, 1970

• Career rushing: 314-151 (0.48 avg.; 13 TDs)

• Lettered three seasons (1968-69-70) as a right-handed pitcher on the Duke baseball team; appeared in 29 career games, compiling a 6-10 record and 2.48 ERA; allowed 97 hits and 32 earned runs in 116.1 innings with 90 strikeouts and 49 walks

• Participated in both the East-West Shrine Game and Senior Bowl

• Selected in the third round (59th overall pick) of the 1971 NFL Draft by the Atlanta Falcons

• Played professionally with the Atlanta Falcons (1971), Los Angeles Rams (1972), Buffalo Bills (1972-73) and New York Giants (1974)

• First professional action came as a reserve for the Falcons on October 24, 1971, in a 28-6 home victory over the New Orleans Saints; played five snaps and threw one incomplete pass

• After being traded from the Bills to the Giants prior to the 1974 campaign, suffered career-ending shoulder injury against the Houston Oilers in New York's first preseason game

• Served as an assistant football coach at Duke from November, 1974-June, 1977

• Inducted into the Duke Sports Hall of Fame in 1988

• Inducted into the North Carolina Sports Hall of Fame in 2008

Career NFL Passing Statistics

> Atlanta Falcons (1971)

> Buffalo Bills (1972)

Year	G/GS	Cmp	Att	Pct.	Yards	TD	Int
1971	1/0	0	1	.000	0	0	0
1972	2/1	6	15	.400	53	0	3
Total	3/1	6	16	.375	53	0	3

Ken Hull

Swarthmore, Pa.

1988

Opponent	C-A	Yds	TD	Int
Northwestern	— DNP —			
Tennessee	— DNP —			
The Citadel	1-1	2	0	0
Virginia	— DNP —			
Vanderbilt	— DNP —			
Clemson	4-10	42	0	2
Maryland	0-0	0	0	0
Georgia Tech	— DNP —			
Wake Forest	0-0	0	0	0
N.C. State	0-0	0	0	0
North Carolina	— DNP —			

Year	G/GS	Cmp	Att	Pct.	Yards	TD	Int
1988	5/0	5	11	.455	44	0	2
Total	5/0	5	11	.455	44	0	2

- Born November 6, 1968
- Jersey #11
- Lettered one season (1988)
- Career rushing: 3-9 (3.00 avg.)

Robert Jamieson

Greensboro, N.C.

1963

Opponent	C-A	Yds	TD	Int
South Carolina	— DNP —			
Virginia	— DNP —			
Maryland	0-0	0	0	0
California	0-0	0	0	0
Clemson	0-0	0	0	0
N.C. State	0-0	0	0	0
Georgia Tech	— DNP —			
Wake Forest	0-0	0	0	0
Navy	0-0	0	0	0
North Carolina	0-0	0	0	0

1964

Opponent	C-A	Yds	TD	Int
South Carolina	0-0	0	0	0
Virginia	0-0	0	0	0
Maryland	0-0	0	0	0
N.C. State	0-0	0	0	0
Army	0-0	0	0	0
Georgia Tech	0-0	0	0	0
Wake Forest	0-0	0	0	0
Navy	0-0	0	0	0
North Carolina	0-0	0	0	0
Tulane	0-0	0	0	0

Year	G/GS	Cmp	Att	Pct.	Yards	TD	Int
1963	7/0	0	0	.000	0	0	0
1964	10/0	0	0	.000	0	0	0
Total	17/0	0	0	.000	0	0	0

- Born November 6, 1941
- Jersey #11
- Lettered two seasons (1963-64)
- Career defense: 2 INTs
- Also played safety; recorded two INTs in 1963
- Lettered two seasons (1962-63) for the Duke basketball team; in 30 career games, scored 50 points with 53 rebounds while shooting 19-of-32 (.594) from the field and 12-of-24 (.500) from the foul line

Eric Johnson

Sea Cliff, N.J.

1978

Opponent	C-A	Yds	TD	Int
Georgia Tech	— DNP —			
South Carolina	— DNP —			
Michigan	— DNP —			
Virginia	— DNP —			
Navy	0-1	0	0	1
Clemson	— DNP —			
Maryland	— DNP —			
Tennessee	— DNP —			
Wake Forest	— DNP —			
N.C. State	— DNP —			
North Carolina	— DNP —			

Year	G/GS	Cmp	Att	Pct.	Yards	TD	Int
1978	1/0	0	1	.000	0	0	1
Total	1/0	0	1	.000	0	0	1

- Born May 31, 1960
- Jersey #19
- Lettered one season (1979)
- In only season as a QB (1978), appeared in one game (Navy on October 14) and threw one incomplete pass while rushing twice for four yards
- Moved to running back in the spring of 1979, but played as a reserve DB that fall, recording nine total tackles and one INT
- Career rushing: 2-4 (2.00 avg.)
- Career defense: 1 INT

Mark Johnson

Oxen Hill, Md.

1972

Opponent	C-A	Yds	TD	Int
Alabama	— DNP —			
Washington	0-0	0	0	0
Stanford	— DNP —			
Virginia	— DNP —			
N.C. State	— DNP —			
Clemson	2-7	22	0	1
Maryland <sup>1</sup>	5-8	54	1	1
Navy <sup>2</sup>	7-9	76	0	0
Georgia Tech <sup>3</sup>	9-15	156	0	0
Wake Forest <sup>4</sup>	5-18	47	0	1
North Carolina <sup>5</sup>	2-12	25	0	4

1973

Opponent	C-A	Yds	TD	Int
Tennessee <sup>6</sup>	6-13	95	0	1
Washington <sup>7</sup>	7-13	74	2	2
Virginia <sup>8</sup>	9-19	155	0	1
Purdue <sup>9</sup>	3-8	48	1	1
Tulane <sup>10</sup>	0-1	0	0	0
Clemson	1-5	-5	0	2
Maryland	0-1	0	0	0
Georgia Tech <sup>11</sup>	8-14	81	0	0
Wake Forest <sup>12</sup>	3-9	45	0	1
N.C. State <sup>13</sup>	1-8	4	0	3
North Carolina	0-0	0	0	0

Year	G/GS	Cmp	Att	Pct.	Yards	TD	Int
1972	7/5	30	69	.435	380	1	7
1973	11/8	38	91	.418	497	3	11
1974	11/0	0	0	0	0	0	0
Total	29/13	68	160	.425	877	4	18

- Born June 1, 1953
- Jersey #9
- Lettered three seasons (1972-73-74)
- Scheduled to start at QB in 1972, but suffered shoulder injury one week prior to the season; attempted to throw left-handed following injury to no avail
- Returned in week two against No. 12 Washington on September 16, starting at tailback; in the 14-6 road loss to the Huskies, rushed 16 times for 47 yards in two quarters before suffering ankle injury; would miss the next three games; returned at QB, starting five of the last six games as Duke went 4-2
- First career start came against Maryland on October 21, 1972; ACC Offensive Back of the Week after completing 5-of-8 (.625) passes for 54 yards with one TD and one INT while rushing 19 times for 114 yards and one TD in a 20-14 home win
- ACC Rookie of the Week after completing 9-of-15 (.600) passes for 156 yards against Georgia Tech on November 4, 1972, in a 20-14 home win
- Rushed for 462 yards in 1972, the fifth-highest single-season total by a Duke QB
- Started eight games at QB in 1973 before moving to defensive back for senior season (1974)
- Led Duke to a 23-21 come-from-behind win over Washington on September 22, 1973; completed 7-of-13 (.538) passes for 74 yards with two TDs and two INTs; threw game-winning 11-yard TD pass to Randy Cobb with 1:37 remaining in the fourth quarter
- In 1972, recipient of the ACC's Brian Piccolo Award, an honor presented annually to the most courageous football player in the league
- Duke captain, 1973
- Career rushing: 210-715 (3.40 avg.; 6 TDs)
- Career receiving: 1-9 (9.00 avg.)
- Career defense: 1 INT



Marcus Jones

Ringgold, Ga.

Opponent	C-A	Yds	TD	Int
East Carolina	0-0	0	0	0
Virginia Tech	0-0	0	0	0
VMI	1-2	9	0	0
Virginia	0-0	0	0	0
Navy	0-0	0	0	0
Miami	0-2	0	0	0
Georgia Tech	0-0	0	0	0
Florida State	0-0	0	0	0
Wake Forest	1-2	-3	0	0
Clemson	0-0	0	0	0
North Carolina	0-1	0	0	1

2006

Opponent	C-A	Yds	TD	Int
Richmond <sup>1</sup>	2-6	11	0	0
Wake Forest	— DNP —			
Virginia Tech	6-8	71	0	0
Virginia	0-0	0	0	0
Alabama	0-0	0	0	0
Florida State	0-0	0	0	0
Miami	0-0	0	0	0
Vanderbilt	0-0	0	0	0
Navy	0-0	0	0	0
Boston College	0-0	0	0	0
Georgia Tech	0-0	0	0	0
North Carolina	0-0	0	0	0

Year	G/GS	Cmp	Att	Pct.	Yards	TD	Int
2005	11/0	2	7	.286	6	0	1
2006	11/1	8	14	.571	82	0	0
2007	12/0	0	0	.000	0	0	0
2008	12/0	0	0	.000	0	0	0
Total	46/1	10	21	.476	88	0	1

- Born November 24, 1986
- Jersey #6
- Lettered four seasons (2005-06-07-08)
- After seeing spot reserve duty at both QB and WR as a true freshman in 2005, started the season-opener on September 2, 2006, against Richmond at QB after incumbent starter Zack Asack was dismissed from school due to academic violation that summer; completed 2-of-6 (.333) passes for 11 yards in a 13-0 home loss; was replaced in the second quarter by true freshman Thaddeus Lewis
- Replaced in the starting lineup by Lewis in week two
- Pressed into action as a reserve in week three against No. 14 Virginia Tech when Lewis was forced to miss action due to head injury; completed 6-of-8 (.750) passes for 71 yards in a 36-0 road loss
- Played final two seasons at OLB, seeing action in all 24 games with 17 starting assignments
- Career rushing: 24-27 (1.13 avg.)
- Career receiving: 11-90 (8.18 avg.; 1 TD)
- Career defense: 79 tackles, 4.5 TFL, 1.0 sack, 3 PBUs, 1 FR & 1 INT
- Also started at WR (four games in 2005; two games in 2006) and LB (five games in 2007; 12 games in 2008)
- Lettered as an outfielder in baseball at Duke in 2009, playing in 17 games with six starting assignments while batting .269 (7-for-26) with three runs scored, one double, one triple and three RBI
- After graduating from Duke, transferred to Alabama A&M but waiver and appeal for immediate baseball eligibility (2010 season) were denied by the NCAA
- Signed free agent contract with the Baltimore Orioles in June, 2010
- Played seven games for the Gulf Coast League Orioles in 2010 and batted .227 (5-for-22) with three runs scored, four doubles and one RBI

Sonny Jurgensen

Wilmington, N.C.

Opponent	C-A	Yds	TD	Int
Pennsylvania	0-0	0	0	0
Tennessee	0-2	0	0	0
Purdue	4-6	40	0	0
Army	0-2	0	0	1
N.C. State	1-2	7	0	0
Georgia Tech	0-1	0	0	0
Navy	2-6	51	0	2
Wake Forest	3-3	83	1	0
South Carolina	1-2	15	0	0
North Carolina	1-3	16	0	0

1955

Opponent	C-A	Yds	TD	Int
N.C. State <sup>1</sup>	2-6	20	0	1
Tennessee <sup>2</sup>	7-10	88	0	0
William & Mary <sup>3</sup>	4-5	63	1	0
Ohio State <sup>4</sup>	8-11	120	0	1
Pittsburgh <sup>5</sup>	6-9	112	1	0
Georgia Tech	— DNP —			
Navy <sup>6</sup>	0-6	0	0	2
South Carolina <sup>7</sup>	4-6	57	0	0
Wake Forest <sup>8</sup>	4-10	55	0	1
North Carolina <sup>9</sup>	2-6	21	0	2

1956

Opponent	C-A	Yds	TD	Int
South Carolina <sup>10</sup>	2-9	20	0	1
Virginia <sup>11</sup>	4-6	52	1	0
Tennessee	— DNP —			
SMU	5-6	93	0	0
Pittsburgh	0-2	0	0	0
N.C. State	1-1	7	1	0
Georgia Tech <sup>12</sup>	2-4	41	0	0
Navy <sup>13</sup>	11-21	121	0	3
Wake Forest <sup>14</sup>	0-4	0	0	0
North Carolina <sup>15</sup>	3-6	46	0	2

Year	G/GS	Cmp	Att	Pct.	Yards	TD	Int
1954	10/0	12	27	.444	212	1	3
1955	9/9	37	69	.536	536	2	7
1956	9/6	28	59	.475	380	2	6
Total	28/15	77	155	.497	1,128	5	16

- Born August 23, 1934
- Jersey #38 and #18
- Lettered three seasons (1954-55-56)
- No. 2 QB in 1954 behind Jerry Barger
- In Duke's 34-7 win over Nebraska in the Orange Bowl on January 1, 1955, threw one incomplete pass while rushing three times for nine yards
- In Duke's 20-14 win at No. 14 Ohio State on October 15, 1955, scored game-winning TD with 13:13 left in the fourth period on a 1-yard rush and then preserved the victory with a defensive INT on the game's final snap
- Duke's starting QB in 1955, but missed the Georgia Tech game on October 29 due to ankle injury
- Prior to the 1956 season, referred to by Duke head coach Bill Murray as the "best Split-T quarterback in the nation"
- As returning starter in 1956, suffered knee injury in week two against Virginia on September 29 and sat out the Tennessee game a week later
- Returned to action against SMU on October 13, coming off the bench to replace an ineffective Bob Brodhead late in the second quarter with Duke trailing, 6-0; guided a scoring drive that resulted in the go-ahead TD on the final play of the first half as well as one TD in the second half in the 14-6 home win
- Continued to play in reserve fashion against Pittsburgh (October 20) and N.C. State (October 27) before resuming starting role against Georgia Tech (November 3)
- Career rushing: 99-109 (1.10 avg.; 5 TDs)
- Career kickoff return: 5-121 (24.20 avg.)
- Career punt return: 10-31 (3.10 avg.)
- Career punting: 8-256 (32.00 avg.)
- Career defense: 10 INTs
- 1st team All-ACC, 1956
- HM All-America, 1956 (*Associated Press*)
- Matched school record by recording one interception in four consecutive games in 1954 (Tennessee, Purdue, Army & N.C. State)
- Represented Duke in the North-South Game

- Fourth round selection (43rd overall pick) of the Philadelphia Eagles in the 1957 NFL Draft
- Played 18 seasons with the Philadelphia Eagles (1957-63) and Washington Redskins (1964-74)
- Served as backup to Bobby Thompson (1957) and Hall of Famer Norm van Brocklin (1958-59-60) in Philadelphia before taking starting reins in 1961
- Traded on April 1, 1964 from Philadelphia to Washington in exchange for QB Norm Snead and CB Claude Crabb
- Captured five NFL passing titles (1961, 1962, 1966, 1967 & 1969)
- Led the NFL in passing TDs twice (1961 & 1967)
- Shares NFL record for longest pass completion with 99-yard effort to Gerry Allen on September 15, 1968, against the Chicago Bears
- Threw for 3,000+ yards in five seasons, 300+ yards in 25 games and 400+ yards in five games
- Rushed for 493 career yards and 15 TDs
- Five-time Pro Bowl selection (1961, 1964, 1966, 1967 & 1969)
- Two-time First Team All-Pro pick (1961 & 1969)
- Helped Philadelphia to the NFL championship in 1960
- Helped Washington to four playoff berths
- Retired as the NFL's all-time leading passer
- Inducted into the North Carolina Sports Hall of Fame in 1971
- Inducted into the Duke Sports Hall of Fame on April 7, 1979
- Inducted into the Pro Football Hall of Fame on July 30, 1983
- Inducted into the Orange Bowl Hall of Honor in January, 2004

Career NFL Passing Statistics

> Philadelphia Eagles (1957-63)

> Washington Redskins (1964-74)

Year	G/GS	Cmp	Att	Pct.	Yards	TD	Int
1957	10/5	33	70	.471	470	5	8
1958	12/0	12	22	.545	259	0	1
1959	12/0	3	5	.600	27	1	0
1960	12/0	24	44	.545	486	5	1
1961	14/14	235	416	.565	3,723	32	24
1962	14/13	196	366	.536	3,261	22	26
1963	9/9	99	184	.538	1,413	11	13
1964	14/14	207	385	.538	2,934	24	13
1965	13/13	190	356	.534	2,367	15	16
1966	14/14	254	436	.583	3,209	28	19
1967	14/14	288	508	.567	3,747	31	16
1968	12/12	167	292	.572	1,980	17	11
1969	14/14	274	442	.620	3,102	22	15
1970	14/14	202	337	.599	2,354	23	10
1971	5/1	16	28	.571	107	0	2
1972	7/4	39	59	.661	633	2	4
1973	14/4	87	145	.600	904	6	5
1974	14/4	107	167	.641	1,185	11	5
Total	218/149	2,433	4,262	.571	32,224	255	189

David Kraft

Upper St. Clair, Pa.

1972

Opponent	C-A	Yds	TD	Int
Alabama	— DNP —			
Washington	— DNP —			
Stanford	— DNP —			
Virginia	1-4	17	0	1
N.C. State	— DNP —			
Clemson	— DNP —			
Maryland	— DNP —			
Navy	— DNP —			
Georgia Tech	— DNP —			
Wake Forest	— DNP —			
North Carolina	— DNP —			

Year	G/GS	Cmp	Att	Pct.	Yards	TD	Int
1972	1/0	1	4	.250	17	0	1
Total	1/0	1	4	.250	17	0	1

- Born January 20, 1953
- Jersey #7
- Played on the freshman team in 1970; completed 28-of-50 (.560) passes for 409 yards with four TDs
- Career rushing: 1-4 (4.00 avg.)

## Dortch Langston

Goldsboro, N.C.

## 1957

Opponent	C-A	Yds	TD	Int
South Carolina	— DNP —			
Virginia	— DNP —			
Maryland	— DNP —			
Rice	— DNP —			
Wake Forest	0-1	0	0	0
N.C. State	— DNP —			
Georgia Tech	— DNP —			
Navy	— DNP —			
Clemson	— DNP —			
North Carolina	— DNP —			

## 1958

Opponent	C-A	Yds	TD	Int
South Carolina	— DNP —			
Virginia	— DNP —			
Illinois	— DNP —			
Baylor	— DNP —			
Notre Dame	— DNP —			
N.C. State	— DNP —			
Georgia Tech	— DNP —			
LSU	— DNP —			
Wake Forest	0-0	0	0	0
North Carolina	— DNP —			

Year	G/GS	Cmp	Att	Pct.	Yards	TD	Int
1957	1/0	0	1	.000	0	0	0
1958	1/0	0	0	.000	0	0	0
<b>Total</b>	<b>2/0</b>	<b>0</b>	<b>1</b>	<b>.000</b>	<b>0</b>	<b>0</b>	<b>0</b>

- Born May 16, 1937
- Jersey #19
- Lettered one season (1958)

## Dave Lerps

Tuckahoe, N.Y.

## 1952

Opponent	C-A	Yds	TD	Int
Washington & Lee	— DNP —			
SMU	— DNP —			
Tennessee	— DNP —			
South Carolina	1-1	7	0	0
N.C. State	— DNP —			
Virginia	— DNP —			
Georgia Tech	— DNP —			
Navy	— DNP —			
Wake Forest	— DNP —			
North Carolina	— DNP —			

## 1953

Opponent	C-A	Yds	TD	Int
South Carolina	— DNP —			
Wake Forest	— DNP —			
Tennessee	— DNP —			
Purdue	— DNP —			
Army	— DNP —			
N.C. State	0-1	0	0	0
Virginia	0-2	0	0	0
Navy	— DNP —			
Georgia Tech	— DNP —			
North Carolina	0-0	0	0	0

Year	G/GS	Cmp	Att	Pct.	Yards	TD	Int
1952	1/0	1	1	1.000	7	0	0
1953	3/0	0	3	.000	0	0	0
<b>Total</b>	<b>4/0</b>	<b>1</b>	<b>4</b>	<b>.250</b>	<b>7</b>	<b>0</b>	<b>0</b>

- Born June 28, 1931
- Jersey #39
- Lettered two seasons (1952-53)
- Not expected to play in 1953, but was invited by coach Bill Murray following an injury to QB Worth Lutz in week two against Wake Forest
- Pressed into action against N.C. State on October 24, 1953, due to injuries to QBs Jerry Barger and Worth Lutz; played the majority of the second half in Duke's 31-0 home win, throwing one incomplete pass in the game; also returned one punt 75 yards for a TD
- Punted four times for 144 yards (36.0) in 1953
- Career rushing: 8-17 (2.13 avg.; 1 TD)
- Career punt return: 4-101 (25.25 avg.; 1 TD)
- Career punting: 4-144 (36.00 avg.)

## Thaddeus Lewis

Opa-Locka, Fla.

## 2006

Opponent	C-A	Yds	TD	Int
Richmond	15-24	148	0	0
Wake Forest <sup>1</sup>	21-32	305	1	0
Virginia Tech <sup>2</sup>	2-6	10	0	0
Virginia <sup>3</sup>	11-25	121	0	3
Alabama <sup>4</sup>	7-18	74	1	2
Florida State <sup>5</sup>	19-41	255	1	0
Miami <sup>6</sup>	21-40	284	1	4
Vanderbilt <sup>7</sup>	10-25	103	0	2
Navy <sup>8</sup>	15-22	181	1	0
Boston College <sup>9</sup>	20-40	131	0	2
Georgia Tech <sup>10</sup>	19-32	237	2	1
North Carolina <sup>11</sup>	20-35	285	4	2

## 2007

Opponent	C-A	Yds	TD	Int
Connecticut <sup>12</sup>	14-28	148	1	3
Virginia <sup>13</sup>	14-30	137	1	1
Northwestern <sup>14</sup>	19-23	246	3	0
Navy <sup>15</sup>	23-36	428	4	1
Miami <sup>16</sup>	18-27	241	2	0
Wake Forest <sup>17</sup>	21-47	291	4	2
Virginia Tech <sup>18</sup>	13-24	119	1	1
Florida State <sup>19</sup>	16-30	198	1	1
Clemson <sup>20</sup>	15-26	160	1	1
Georgia Tech <sup>21</sup>	12-29	122	1	0
Notre Dame <sup>22</sup>	16-33	121	0	0
North Carolina <sup>23</sup>	18-27	219	2	0

## 2008

Opponent	C-A	Yds	TD	Int
James Madison <sup>24</sup>	17-28	141	2	0
Northwestern <sup>25</sup>	24-42	256	0	0
Navy <sup>26</sup>	25-35	317	3	0
Virginia <sup>27</sup>	18-32	160	2	2
Georgia Tech <sup>28</sup>	15-28	97	0	1
Miami <sup>29</sup>	12-28	130	2	0
Vanderbilt <sup>30</sup>	21-36	222	1	0
Wake Forest <sup>31</sup>	18-26	229	2	2
N.C. State <sup>32</sup>	37-52	317	2	0
Clemson <sup>33</sup>	3-5	24	0	0
Virginia Tech	— DNP —			
North Carolina <sup>34</sup>	34-49	278	1	1

## 2009

Opponent	C-A	Yds	TD	Int
Richmond <sup>35</sup>	34-55	350	2	0
Army <sup>36</sup>	5-16	60	1	0
Kansas <sup>37</sup>	16-27	184	0	2
N.C. Central <sup>38</sup>	17-25	189	2	0
Virginia Tech <sup>39</sup>	22-40	359	2	0
N.C. State <sup>40</sup>	40-50	459	5	0
Maryland <sup>41</sup>	30-43	371	2	1
Virginia <sup>42</sup>	24-40	343	1	1
North Carolina <sup>43</sup>	16-33	113	0	1
Georgia Tech <sup>44</sup>	22-35	212	1	1
Miami <sup>45</sup>	20-37	303	1	1
Wake Forest <sup>46</sup>	28-48	387	3	1

Year	G/GS	Cmp	Att	Pct.	Yards	TD	Int
2006	12/11	180	340	.529	2,134	11	16
2007	12/12	199	360	.553	2,430	21	10
2008	11/11	224	361	.620	2,171	15	6
2009	12/12	274	449	.610	3,330	20	8
<b>Total</b>	<b>47/46</b>	<b>877</b>	<b>1,510</b>	<b>.581</b>	<b>10,065</b>	<b>67</b>	<b>40</b>

- Born November 19, 1987
- Jersey #9
- Lettered four seasons (2006-07-08-09)
- First career action came as a true freshman in September 2, 2006, season opener against Richmond; completed 15-of-24 (.625) passes for 148 yards in a 13-0 home loss
- First career start came in week two against Wake Forest on September 9, 2006; completed 21-of-32 (.656) passes for 305 yards and one TD in a 14-13 road loss
- In 2006, established school single-season freshman records for pass completions (180), pass attempts (340), passing yards (2,134), total offensive yards (2,060), total offensive plays (439), pass efficiency (106.93), 100-yard passing games (10), 200-yard passing games (5), games with 20+ pass completions (4) and average yards per pass attempt (6.28)

- Ranked fifth in the ACC in total offense (171.7 ypg) in 2006
- On September 15, 2007, led Duke to a 20-14 win over Northwestern by completing 19-of-23 (.826) passes for 246 yards and three TDs; completion percentage ranks fourth-best on school single-game chart while the pass efficiency rating of 215.49 is the fifth-highest in school history
- Equaled school single-game record for most TD passes by a combination (4 to Eron Riley) against Navy on September 22, 2007
- In 2007, set the then school single-season record for 100-yard passing games (12)
- ACC Offensive Back of the Week after completing 25-of-35 (.714) passes for 317 yards and three TDs against Navy on September 13, 2008, in a 41-31 home win
- Started 33 consecutive games before missing Virginia Tech (November 22, 2008) contest after suffering an ankle injury against Clemson (November 15, 2008)
- In 2008, set school single-season record for touchdown-to-interception ratio (2:50:1). Matched the ratio in 2009
- Set school single-game record for pass attempts without an interception (55) against Richmond on September 5, 2009, and held the standard until Sean Renfree threw 59 passes without an interception against Miami on November 24, 2013
- ACC Offensive Back of the Week and *Walter Camp Foundation* National Player of the Week selection after completing 40-of-50 (.800) passes for 459 yards and five TDs while rushing for one TD against N.C. State on October 10, 2009, in 49-28 road win
- Set school single-game record for pass completions with 40 vs. N.C. State on October 10, 2009, and held the standard until Sean Renfree completed 41 passes against Boston College on September 17, 2011
- Matched school single-game record for touchdown responsibility (6 on 5 pass & 1 rush) against N.C. State on October 10, 2009
- Broke Ben Bennett's school career passing TD record (55) against N.C. State on October 10, 2009; finished career with 67
- Broke Ben Bennett's school career passing record (9,614) against Miami on November 21, 2009; finished career with 10,065
- In final collegiate game against Wake Forest on November 28, 2009, became the second player in ACC history (N.C. State's Philip Rivers) and 60th player in NCAA history to surpass 10,000 passing yards
- Ranked first in the ACC and 10th nationally in passing yards per game (277.5) in 2009
- Closed career holding or sharing 56 school records
- HM Freshman All-America, 2006 (*Sporting News*)
- Academic All-ACC, 2007
- 2nd team All-ACC, 2008
- Finalist, Davey O'Brien Award, 2009
- 2nd team All-ACC, 2009
- Duke captain, 2009
- Career rushing: 350-(-78) (-0.23 avg.; 9 TDs)
- On February 6, 2010, participated in the fourth annual Texas vs. The Nation All-Star Challenge; completed 3-of-5 (.600) passes for 30 yards to help Texas to a 36-17 win
- Participated in the 2010 NFL Scouting Combine in Indianapolis, Ind., from February 24-March 2, 2010
- Signed free agent contract with the NFL's St. Louis Rams on April 25, 2010; was waived on September 18, 2010
- Signed to the St. Louis Rams practice squad on September 21, 2010; signed free agent contract on January 4, 2011; was waived on September 3, 2011
- Claimed off of waivers by the Cleveland Browns on September 4, 2011; was waived on October 11, 2012; signed to the Browns' practice squad on October 13, 2012; elevated to active roster on December 24, 2012
- Made NFL debut as starting QB for the Browns on December 30, 2012 vs. Pittsburgh; completed 22-of-32 (.688) passes for 204 yards with 1 TD & 1 INT in a 24-10 road loss
- Waived by the Cleveland Browns on May 23, 2013
- Claimed off waivers by the Detroit Lions on May 28, 2013
- Traded to the Buffalo Bills for LB Chris White on August 25, 2013
- Waived by the Buffalo Bills on August 31, 2013
- Signed to the Buffalo Bills practice squad on September 1, 2013; elevated to active roster on October 7, 2013, and named starting QB for October 13 game vs. Cincinnati Bengals
- Made Buffalo Bills debut on October 13, 2013, vs. Cincinnati; completed 19-of-32 (.594) passes for 216 yards with 2 TDs while rushing 7 times for 17 yards and 1 TD in a 27-24 OT home loss
- Earned first career win as an NFL QB on October 20, 2013, vs. Miami; completed 21-of-32 (.656) passes for 202 yards with one INT while rushing five times for 13 yards in a 23-21 road win
- On October 27, 2013, in a 35-17 road loss at New Orleans, suffered injury (ribs) and missed the next game vs. Kansas City; named backup to E.J. Manuel for November 10, 2013 game vs. Pittsburgh
- Started the final two games of the regular season: on December 22, 2013, in a 19-0 home win over Miami, completed 15-of-25 (.600) passes for 193 yards and one INT; on December 29, 2013,

in a 34-20 road loss to New England, completed 16-of-29 (.552) passes for 247 yards and one TD

- Waived by the Buffalo Bills on August 26, 2014
- Signed free agent contract with the Houston Texans on November 26, 2014
- Waived by the Houston Texans on March 9, 2015
- Signed free agent contract with the Cleveland Browns on March 12, 2015
- Waived by the Cleveland Browns on September 5, 2015
- Signed by the Philadelphia Eagles on September 21, 2015
- Signed by the San Francisco 49ers on March 10, 2016

Career NFL Passing Statistics

- > St. Louis Rams (2010-11)
- > Cleveland Browns (2011-12)
- > Detroit Lions (2013)
- > Buffalo Bills (2013-14)
- > Houston Texans (2014)
- > Cleveland Browns (2015)
- > Philadelphia Eagles (2015)
- > San Francisco 49ers (2016)

Year	G/GS	Cmp	Att	Pct.	Yards	TD	Int
2012 (CLE)	1/1	22	32	.688	204	1	1
2013 (BUF)	6/5	93	157	.592	1,092	4	3
Total	7/6	115	189	.608	1,296	5	4

Worth Lutz

Durham, N.C.

Opponent	C-A	Yds	TD	Int
South Carolina	0-0	0	0	0
Pittsburgh	0-0	0	0	0
Tennessee	0-0	0	0	0
N.C. State	0-0	0	0	0
Virginia Tech	0-0	0	0	0
Virginia	0-0	0	0	0
Georgia Tech	3-5	38	1	1
Wake Forest	5-7	76	1	0
William & Mary	0-5	0	0	2
North Carolina	3-6	16	0	1

1951

Opponent	C-A	Yds	TD	Int
Washington & Lee <sup>1</sup>	4-4	56	1	0
SMU <sup>2</sup>	4-6	34	2	0
Tennessee <sup>3</sup>	2-8	14	0	0
South Carolina <sup>4</sup>	6-9	93	2	0
N.C. State <sup>5</sup>	3-6	110	2	0
Virginia <sup>6</sup>	4-11	31	1	0
Georgia Tech <sup>7</sup>	3-10	45	0	1
Navy <sup>8</sup>	6-7	88	0	0
Wake Forest <sup>9</sup>	6-8	105	0	0
North Carolina <sup>10</sup>	4-10	52	1	1

1953

Opponent	C-A	Yds	TD	Int
South Carolina <sup>11</sup>	9-14	101	0	1
Wake Forest <sup>12</sup>	0-3	0	0	1
Tennessee	0-0	0	0	0
Purdue	— DNP —			
Army	6-19	94	0	1
N.C. State <sup>13</sup>	0-0	0	0	0
Virginia	— DNP —			
Navy	1-6	8	0	0
Georgia Tech	0-0	0	0	0
North Carolina	0-2	0	0	0

1954

Opponent	C-A	Yds	TD	Int
Pennsylvania	0-0	0	0	0
Tennessee	0-0	0	0	0
Purdue	1-1	9	0	0
Army	0-0	0	0	0
N.C. State	0-0	0	0	0
Georgia Tech	0-0	0	0	0
Navy	0-0	0	0	0
Wake Forest	0-0	0	0	0
South Carolina	0-0	0	0	0
North Carolina	0-0	0	0	0

Year	G/GS	Cmp	Att	Pct.	Yards	TD	Int
1951	10/0	11	23	.478	130	2	4
1952	10/10	42	79	.532	627	9	2
1953	8/3	16	44	.364	203	0	3
1954	10/0	1	1	1.000	9	0	0
Total	38/13	70	147	.476	969	11	9

- Born February 6, 1933
- Jersey #17
- Lettered four seasons (1951-52-53-54)
- Southern Conference Rookie of the Week after blocking one punt and recording one INT on defense against Tennessee on October 6, 1951, in a 26-0 road loss
- As a "surprise" starter at HB against No. 5 Georgia Tech on November 3, 1951, led unranked Duke to a 14-14 tie by rushing for one TD and throwing for one TD
- Led Duke with five INTs on defense in 1951
- Starting QB in 1952; received nod as returning starter Jerry Barger was sidelined due to injury; Barger missed the first three games of the season before returning for remainder of season as a reserve
- On September 26, 1952, against SMU, completed 4-of-6 (.667) passes for 32 yards and two TDs in a 14-7 road win; threw game-winning 3-yard TD pass to Howard Pitt with five seconds remaining in the fourth period
- Suffered knee injury on October 3, 1953, against Tennessee; missed following week versus Purdue before returning to complete 6-of-19 (.316) passes for 94 yards with one INT while rushing for two TDs in Duke's 14-13 loss to Army on October 17
- Moved to fullback for the 1954 season, rushing 49 times for 172 yards and two TDs
- Southern Conference Freshman of the Year, 1951
- Finished 7th in the Southern Conference Player of the Year balloting, 1952
- All-Southern Conference, 1952
- Career rushing: 231-667 (2.89 avg.; 8 TDs)
- Career kickoff return: 14-156 (11.14 avg.)
- Career punt return: 11-80 (7.27 avg.)
- Career punting: 67-2,517 yards (37.57 avg.)
- Career defense: 7 INTs

Jerry McGee

Elizabeth City, N.C.

Opponent	C-A	Yds	TD	Int
South Carolina	— DNP —			
Virginia	— DNP —			
Illinois	— DNP —			
Baylor	— DNP —			
Notre Dame	— DNP —			
N.C. State	— DNP —			
Georgia Tech	— DNP —			
LSU	— DNP —			
Wake Forest	0-1	0	0	0
North Carolina	— DNP —			

1959

Opponent	C-A	Yds	TD	Int
South Carolina	0-1	0	0	0
Ohio State	0-0	0	0	0
Rice	0-0	0	0	0
Pittsburgh	0-0	0	0	0
Army	0-0	0	0	0
N.C. State	0-0	0	0	0
Georgia Tech	0-0	0	0	0
Clemson	0-0	0	0	0
Wake Forest	0-0	0	0	0
North Carolina	0-0	0	0	0

Year	G/GS	Cmp	Att	Pct.	Yards	TD	Int
1958	1/0	0	1	.000	0	0	0
1959	10/0	0	1	.000	0	0	0
1960	10/0	0	0	.000	0	0	0
Total	21/0	0	2	.000	0	0	0

- Born December 1, 1938
- Jersey #11
- Lettered two seasons (1959-60)
- Reserve QB in 1958; moved to fullback in 1959
- Rushed three times for 10 yards in Duke's 7-6 win over Arkansas in the Colton Bowl on January 2, 1961
- Career rushing: 63-254 (4.03 avg.; 1 TD)
- Career receiving: 1-7 (7.0 avg.)
- Career kickoff return: 3-32 (10.67 avg.)
- Career defense: 2 INTs
- Served as the head coach at Edenton Holmes (N.C.) High School, winning two state championships
- Served assistant coaching stints at Kansas State, Southern Illinois, East Carolina and Duke
- Member of the North Carolina High School Athletic Association Hall of Fame, the National High School Hall of Fame, the National Interscholastic Administrators Association Hall of Fame and the North Carolina Sports Hall of Fame
- Brother of 1959 Outland Trophy winner and former Duke player and head football coach Mike McGee

Pryor Millner

Danville, Va.

Opponent	C-A	Yds	TD	Int
South Carolina	0-0	0	0	0
Virginia	2-3	16	1	0
Tennessee	1-1	7	0	0
SMU	0-1	0	0	0
Pittsburgh	0-1	0	0	1
N.C. State	3-4	53	1	0
Georgia Tech	— DNP —			
Navy	0-0	0	0	0
Wake Forest	— DNP —			
North Carolina	— DNP —			

1957

Opponent	C-A	Yds	TD	Int
South Carolina	— DNP —			
Virginia	1-3	14	0	0
Maryland	0-0	0	0	0
Rice	— DNP —			
Wake Forest	0-3	0	0	0
N.C. State	1-1	28	0	0
Georgia Tech	0-0	0	0	0
Navy	0-0	0	0	0
Clemson	0-0	0	0	0
North Carolina	0-0	0	0	0

1958

Opponent	C-A	Yds	TD	Int
South Carolina	0-0	0	0	0
Virginia	1-1	7	0	0
Illinois <sup>1</sup>	0-0	0	0	0
Baylor	0-0	0	0	0
Notre Dame	3-5	30	0	0
N.C. State	0-2	0	0	0
Georgia Tech	0-0	0	0	0
LSU	0-0	0	0	0
Wake Forest	1-2	9	0	0
North Carolina	1-2	8	0	0

Year	G/GS	Cmp	Att	Pct.	Yards	TD	Int
1956	7/0	6	10	.600	76	2	1
1957	8/0	2	7	.286	42	0	0
1958	10/1	6	12	.500	54	0	0
Total	25/1	14	29	.483	172	2	1

- Born January 27, 1937
- Jersey #16
- Lettered three seasons (1956-57-58)
- No. 2 QB in 1957 & 1958 behind Bob Brodhead
- Lone career start came on October 4, 1958, against Illinois; did not attempt a pass in the 15-13 home win
- In Duke's 48-21 loss to Oklahoma in the Orange Bowl on January 1, 1958, completed 1-of-3 (1.000) passes for 33 yards
- Duke captain, 1958
- Career rushing: 60-140 (2.33 avg.; 3 TDs)
- Career kickoff return: 2-50 (25.00 avg.)
- Career punt return: 5-29 (5.80 avg.)
- Career punting: 17-496 (29.18 avg.)
- Career defense: 17 INTs



Bob Murray

Woodmere, N.Y.

1954				
Opponent	C-A	Yds	TD	Int
Pennsylvania	0-1	0	0	0
Tennessee	— DNP —			
Purdue	— DNP —			
Army	— DNP —			
N.C. State	1-4	8	0	1
Georgia Tech	— DNP —			
Navy	2-3	21	0	0
Wake Forest	— DNP —			
South Carolina	— DNP —			
North Carolina	0-1	0	0	1

1955

Opponent	C-A	Yds	TD	Int
N.C. State	— DNP —			
Tennessee	— DNP —			
William & Mary	1-2	7	0	0
Ohio State	— DNP —			
Pittsburgh	0-1	0	0	0
Georgia Tech	1-2	7	0	1
Navy	— DNP —			
South Carolina	2-2	16	0	0
Wake Forest	— DNP —			
North Carolina	— DNP —			

Year	G/GS	Cmp	Att	Pct.	Yards	TD	Int
1954	4/0	3	9	.333	29	0	2
1955	4/0	4	7	.571	30	0	1
Total	8/0	7	16	.438	59	0	3

- Born May 7, 1934
- Jersey #19
- Lettered two seasons (1954-55)
- Freshman team in 1952; did not see game action in 1953
- Third string QB in 1954 & 1955
- Career rushing: 9-27 (3.00 avg.; 1 TD)

Mike Muschamp

Gainesville, Fla.

1985				
Opponent	C-A	Yds	TD	Int
Northwestern	0-0	0	0	0
West Virginia	0-0	0	0	0
Ohio	11-18	134	0	2
Virginia	0-0	0	0	0
South Carolina	0-0	0	0	0
Clemson	0-0	0	0	0
Maryland	0-0	0	0	0
Georgia Tech	0-0	0	0	0
Wake Forest	0-0	0	0	0
N.C. State	0-0	0	0	0
North Carolina	0-0	0	0	0

1986

Opponent	C-A	Yds	TD	Int
Northwestern	0-0	0	0	0
Georgia	0-0	0	0	0
Ohio	0-0	0	0	0
Virginia	0-0	0	0	0
Vanderbilt	0-0	0	0	0
Clemson	0-0	0	0	0
Maryland	0-0	0	0	0
Georgia Tech	0-0	0	0	0
Wake Forest	0-0	0	0	0
N.C. State	0-0	0	0	0
North Carolina	0-0	0	0	0

Year	G/GS	Cmp	Att	Pct.	Yards	TD	Int
1985	11/0	11	18	.611	134	0	2
1986	11/0	0	0	.000	0	0	0
Total	22/0	11	18	.611	134	0	2

- Born February 9, 1964
- Jersey #8
- Lettered two seasons (1985-86)
- Against Ohio on September 21, 1985, came off the bench in relief of starter Anthony Dilweg (who was starting in place of injured Steve Slayden) and rallied Duke from a 13-7 deficit to a 34-13 victory by completing 11-of-18 (.611) passes for 134 yards with two INTs
- Career rushing: 8-6 (0.75 avg.; 1 TD)

Roger Neighborgall

Vienna, Va.

1973				
Opponent	C-A	Yds	TD	Int
Tennessee	— DNP —			
Washington	— DNP —			
Virginia	— DNP —			
Purdue	— DNP —			
Tulane	— DNP —			
Clemson	4-7	115	1	0
Maryland <sup>1</sup>	9-19	143	1	1
Georgia Tech	— DNP —			
Wake Forest	2-7	32	0	2
N.C. State	— DNP —			
North Carolina	1-1	14	0	0

1974

Opponent	C-A	Yds	TD	Int
N.C. State <sup>2</sup>	2-9	30	0	0
South Carolina	— DNP —			
Virginia	— DNP —			
Purdue	— DNP —			
Army	— DNP —			
Clemson	— DNP —			
Florida	0-7	0	0	2
Georgia Tech	— DNP —			
Wake Forest	— DNP —			
Maryland	— DNP —			
North Carolina	— DNP —			

Year	G/GS	Cmp	Att	Pct.	Yards	TD	Int
1973	4/1	16	34	.471	304	2	3
1974	2/1	2	16	.125	30	0	2
Total	6/2	18	50	.360	334	2	5

- Born February 6, 1954
- Jersey #5
- Lettered two seasons (1973-74)
- Moved to wide receiver for senior season (1975)
- Career rushing: 17-(-44) (-2.59 avg.)

Dale Oostdyk

Clifton, N.J.

1976				
Opponent	C-A	Yds	TD	Int
Tennessee	0-0	0	0	0
South Carolina	0-0	0	0	0
Virginia	0-0	0	0	0
Pittsburgh	0-1	0	0	1
Miami	0-0	0	0	0
Clemson	0-0	0	0	0
Maryland	0-0	0	0	0
Georgia Tech	0-0	0	0	0
Wake Forest	0-0	0	0	0
N.C. State	0-0	0	0	0
North Carolina	0-0	0	0	0

1977

Opponent	C-A	Yds	TD	Int
East Carolina	0-0	0	0	0
Michigan	0-0	0	0	0
Virginia	2-6	42	0	0
Navy	0-1	0	0	1
South Carolina	0-0	0	0	0
Clemson	0-0	0	0	0
Maryland	0-0	0	0	0
Georgia Tech	0-0	0	0	0
Wake Forest	1-1	10	0	0
N.C. State	0-0	0	0	0
North Carolina	0-0	0	0	0

Year	G/GS	Cmp	Att	Pct.	Yards	TD	Int
1976	11/0	0	1	.000	0	0	1
1977	11/0	3	8	.375	52	0	1
Total	22/0	3	9	.333	52	0	2

- Born April 19, 1956
- Jersey #4
- Lettered two seasons (1976-77)
- Played on the JV team in 1974, completing 30-of-51 (.588) passes for 489 yards and four TDs
- Reserve QB and holder for placement kicks
- Career rushing: 3-10 (3.33 avg.)

Todd Orvald

Wyncote, Pa.

1964				
Opponent	C-A	Yds	TD	Int
South Carolina	— DNP —			
Virginia	0-2	0	0	0
Maryland	— DNP —			
N.C. State	— DNP —			
Army	— DNP —			
Georgia Tech	— DNP —			
Wake Forest	— DNP —			
Navy	— DNP —			
North Carolina	— DNP —			
Tulane	— DNP —			

1965

Opponent	C-A	Yds	TD	Int
Virginia	0-0	0	0	0
South Carolina	1-2	25	0	0
Rice	2-4	19	0	0
Pittsburgh	0-0	0	0	0
Clemson	— DNP —			
Illinois	6-9	80	0	1
Georgia Tech <sup>1</sup>	17-27	237	3	3
N.C. State <sup>2</sup>	12-25	125	0	3
Wake Forest <sup>3</sup>	8-11	151	2	0
North Carolina <sup>4</sup>	16-25	197	1	0

1966

Opponent	C-A	Yds	TD	Int
West Virginia <sup>5</sup>	3-9	23	0	0
Pittsburgh	5-8	41	0	1
Virginia <sup>6</sup>	4-12	57	0	1
Maryland <sup>7</sup>	2-5	25	0	0
Clemson	— DNP —			
N.C. State	— DNP —			
Georgia Tech	— DNP —			
Navy	— DNP —			
Notre Dame	3-12	27	0	1
North Carolina	— DNP —			

Year	G/GS	Cmp	Att	Pct.	Yards	TD	Int
1964	1/0	0	2	.000	0	0	0
1965	9/4	62	103	.602	834	6	7
1966	5/3	17	46	.370	173	0	3
Total	15/7	79	151	.523	1,007	6	10

- Born January 1, 1945
- Jersey #19
- Lettered two seasons (1965-66)
- Moved into the starting lineup in week seven of the 1965 season when starter Scotty Glacken suffered an injury against Illinois
- First career start came on October 30, 1965, against Georgia Tech; completed 17-of-27 (.630) passes for 237 yards with three TDs and three INTs in a 35-23 road loss
- Over the final four games of the year, completed 53-of-88 (.602) passes for 710 yards with six TDs and six INTs
- Led the ACC in TD passes (7) and pass completion percentage (.602) in 1965
- Started three of the first four games in 1966
- Career rushing: 88-105 (1.19 avg.; 1 TD)

Joe Pickens

Brooklyn, Ohio

1993					
Opponent	C-A	Yds	TD	Int	
Florida State <sup>1</sup>	6-21	53	0	1	
Rutgers	— DNP —				
Army	— DNP —				
Virginia	11-21	79	0	2	
Tennessee	8-19	126	1	1	
Clemson	— DNP —				
Maryland <sup>2</sup>	4-16	59	0	0	
Wake Forest	— DNP —				
Georgia Tech	6-10	96	1	1	
N.C. State	— DNP —				
North Carolina	— DNP —				

1994					
Opponent	C-A	Yds	TD	Int	
Maryland	1-1	16	0	0	
East Carolina	— DNP —				
Army	4-7	97	1	1	
Georgia Tech	— DNP —				
Navy	1-2	2	0	0	
Clemson	— DNP —				
Wake Forest	2-2	49	1	0	
Florida State	3-6	12	0	0	
Virginia	0-0	0	0	0	
N.C. State	— DNP —				
North Carolina	— DNP —				

Year	G/GS	Cmp	Att	Pct.	Yards	TD	Int
1993	5/2	35	87	.402	413	2	5
1994	6/0	11	18	.611	176	2	1
<b>Total</b>	<b>11/2</b>	<b>46</b>	<b>105</b>	<b>.438</b>	<b>589</b>	<b>4</b>	<b>6</b>

- Born February 11, 1972
- Jersey #13
- Lettered two seasons (1993-94)
- Member of the football program at Ohio State in 1990-91
- Redshirted in 1990
- In 1991, played in three games and completed 1-of-5 (.200) passes for 34 yards
- Academic All-Big Ten selection in 1991
- Transferred to Duke and sat out the 1992 season per NCAA regulations
- First career start came on September 4, 1993, against No. 1 Florida State; completed 6-of-21 (.286) passes for 53 yards with one INT in a 45-7 home loss
- Career rushing 15-56 (3.73 avg.; 1 TD)

Steve Prince

Roscoe, Ill.

1990					
Opponent	C-A	Yds	TD	Int	
South Carolina	0-0	0	0	0	
Northwestern	0-0	0	0	0	
Virginia	3-4	35	0	1	
Clemson	0-0	0	0	0	
Army	0-0	0	0	0	
Western Carolina	1-2	20	0	1	
Maryland	0-0	0	0	0	
Georgia Tech	0-0	0	0	0	
Wake Forest	0-1	0	0	0	
N.C. State	0-0	0	0	0	
North Carolina	0-0	0	0	0	

1991					
Opponent	C-A	Yds	TD	Int	
South Carolina	0-0	0	0	0	
Rutgers	0-0	0	0	0	
Colgate	1-2	13	0	0	
Virginia	3-6	59	0	1	
Vanderbilt	1-1	4	0	0	
Maryland	0-0	0	0	0	
Georgia Tech	0-3	0	0	0	
Wake Forest	0-0	0	0	0	
N.C. State	0-0	0	0	0	
North Carolina	0-0	0	0	0	
Clemson	0-0	0	0	0	

1992					
Opponent	C-A	Yds	TD	Int	
Florida State <sup>1</sup>	4-10	54	0	1	
Vanderbilt <sup>2</sup>	21-37	241	1	4	
Rice <sup>3</sup>	9-18	77	1	0	
Virginia <sup>4</sup>	7-15	59	0	1	
East Carolina	— DNP —				
Clemson	2-4	39	0	0	
Maryland	7-12	127	0	0	
Georgia Tech	— DNP —				
Wake Forest	8-24	98	0	0	
N.C. State	9-23	127	1	2	
North Carolina <sup>5</sup>	23-40	268	4	1	

Year	G/GS	Cmp	Att	Pct.	Yards	TD	Int
1989	11/0	0	0	.000	0	0	0
1990	11/0	4	7	.571	55	0	2
1991	11/0	5	12	.417	76	0	1
1992	9/5	90	183	.492	1,090	7	9
<b>Total</b>	<b>42/5</b>	<b>99</b>	<b>202</b>	<b>.490</b>	<b>1,221</b>	<b>7</b>	<b>12</b>

- Born November 5, 1970
- Jersey #11
- Lettered four seasons (1989-90-91-92)
- Served as the holder for placement kicks in all four seasons
- After seeing limited action as a reserve for three years, first career start came in the 1992 season-opener on September 5 against No. 4 Florida State; completed 4-of-10 (.400) passes for 54 yards with one INT in a 48-21 road loss; was removed from the game due to head and ankle injuries
- Started the first four games of the 1992 season before being replaced in the lineup by redshirt freshman Spence Fischer
- Started season finale against North Carolina on November 21, 1992; completed 23-of-40 (.575) passes for 268 yards with four TDs and one INT in a 31-28 home loss
- Career rushing: 36-(-13) (-0.36 avg.; 1 TD)
- Career punting: 2-86 (43.00 avg.)

Matt Rader

Yardley, Pa.

1996					
Opponent	C-A	Yds	TD	Int	
Florida State	6-12	40	0	0	
Northwestern <sup>1</sup>	27-46	289	1	2	
Army	13-20	118	1	1	
Georgia Tech <sup>2</sup>	13-26	144	1	1	
Navy	6-11	111	2	1	
Clemson <sup>3</sup>	15-25	165	0	1	
Maryland	— DNP —				
Virginia <sup>4</sup>	5-10	38	0	0	
N.C. State	— DNP —				
Wake Forest	— DNP —				
North Carolina	— DNP —				

Year	G/GS	Cmp	Att	Pct.	Yards	TD	Int
1996	7/4	85	150	.567	905	5	6
<b>Total</b>	<b>7/4</b>	<b>85</b>	<b>150</b>	<b>.567</b>	<b>905</b>	<b>5</b>	<b>6</b>

- Born September 27, 1975
- Jersey #17
- Lettered one season (1996)

- Redshirted in 1994
- Did not see game action in 1995
- First career start came against Northwestern on September 14, 1996; completed 27-of-46 (.587) passes for 289 yards with one TD and two INTs in a 38-13 home loss
- Career rushing: 51-(-6) (-0.12 avg.; 1 TD)
- Career punting: 3-119 (39.67 avg.)
- Following the 1996 season, was asked to move to LB by head coach Fred Goldsmith, but instead transferred to the University of Pennsylvania (enrolled in January, 1997)
- Played two seasons at Penn (1997-98)
- In 1997, completed 164-of-289 (.567) passes for 1,832 yards with five TDs and 11 INTs
- In 1998, helped Penn to Ivy League championship; completed 172-of-279 (.616) passes for 2,026 yards with 15 TDs and eight INTs
- Finished career ranking among Penn's all-time leaders in pass completions (4th; 336), passing yards (5th; 3,858) and passing TDs (9th; 20)
- 2nd team All-Ivy League, 1998
- 2nd team GTE Academic All-District, 1998
- NCAA Postgraduate scholarship recipient, 1998

Walt Rappold

Beckley, W.Va.

1959					
Opponent	C-A	Yds	TD	Int	
South Carolina	— DNP —				
Ohio State	— DNP —				
Rice	— DNP —				
Pittsburgh	— DNP —				
Army <sup>1</sup>	— DNP —				
N.C. State <sup>2</sup>	— DNP —				
Georgia Tech	— DNP —				
Clemson <sup>3</sup>	— DNP —				
Wake Forest	— DNP —				
North Carolina	0-0	0	0	0	

1960					
Opponent	C-A	Yds	TD	Int	
South Carolina	4-7	44	0	0	
Maryland	3-5	28	0	1	
Michigan	5-9	27	0	0	
N.C. State	7-13	67	0	0	
Clemson	2-3	16	0	0	
Georgia Tech	6-6	72	0	0	
Navy	0-4	0	0	1	
Wake Forest	1-1	21	0	0	
North Carolina	4-8	39	0	0	
UCLA	1-4	45	0	0	

1961					
Opponent	C-A	Yds	TD	Int	
South Carolina <sup>1</sup>	6-11	68	0	1	
Virginia <sup>2</sup>	2-2	77	1	0	
Wake Forest <sup>3</sup>	8-15	109	2	0	
Georgia Tech <sup>4</sup>	0-2	0	0	1	
Clemson <sup>5</sup>	7-10	112	1	0	
N.C. State <sup>6</sup>	2-5	21	0	1	
Michigan <sup>7</sup>	4-9	52	0	1	
Navy <sup>8</sup>	6-10	157	1	0	
North Carolina <sup>9</sup>	7-13	61	0	1	
Notre Dame <sup>10</sup>	12-19	173	2	0	

1962					
Opponent	C-A	Yds	TD	Int	
Southern California <sup>11</sup>	2-10	25	0	4	
South Carolina <sup>12</sup>	3-8	59	0	2	
Florida <sup>13</sup>	9-18	121	0	1	
California <sup>14</sup>	5-12	36	0	1	
Clemson <sup>15</sup>	4-5	53	0	0	
N.C. State <sup>16</sup>	12-17	134	2	1	
Georgia Tech <sup>17</sup>	8-17	138	0	1	
Maryland <sup>18</sup>	6-12	65	0	1	
Wake Forest <sup>19</sup>	4-7	16	0	0	
North Carolina <sup>20</sup>	6-8	57	0	0	

Year	G/GS	Cmp	Att	Pct.	Yards	TD	Int
1959	1/0	0	0	.000	0	0	0
1960	10/0	33	60	.550	359	3	5
1961	10/10	54	96	.563	830	7	5
1962	10/10	57	113	.504	696	2	11
<b>Total</b>	<b>31/20</b>	<b>144</b>	<b>269</b>	<b>.535</b>	<b>1,885</b>	<b>12</b>	<b>21</b>

- Born September 4, 1939
- Jersey #17
- Lettered three seasons (1960-61-62)
- In Duke's 7-6 win over Arkansas in the Cotton Bowl on January 2, 1961, threw an INT on his only pass attempt
- Started 20 consecutive games in 1961 & 1962
- First career start came in the season-opener on September 23, 1961, against South Carolina; completed six-of-11 (.545) passes for 68 yards with one INT in a 7-6 road win; engineered game-winning drive that resulted in a three-yard run by Dave Burch with 2:00 left in the fourth period
- Against Navy on November 11, 1961, completed six-of-10 (.600) passes for 157 yards with one TD (77 yards to Jay Wilkinson) and rushed five times for 67 yards and one TD (45 yards)
- On November 18, 1961, against North Carolina, directed game-winning drive that resulted in a 39-yard field goal by William Reynolds with two seconds remaining in the fourth period in a 6-3 home win
- In 1961, led the ACC in yards per play (7.2) and pass (8.6)
- On October 6, 1962, completed nine-of-18 (.500) passes for 121 yards with one INT as Duke erased a 21-0 halftime deficit to defeat Florida, 28-21
- On October 27, 1962, completed 12-of-17 (.706) passes for 134 yards with two TDs and one INT against N.C. State in a 21-14 road win; threw game-winning 15-yard TD pass to TE Stan Crisson with 1:20 left in the fourth period
- On November 24, 1962, completed 6-of-8 (.750) passes for 57 yards against North Carolina in a 16-14 road win; directed game-winning drive that resulted in a 20-yard field goal by William Reynolds with 46 seconds left in the game
- 2nd team All-ACC, 1961
- Career rushing: 107-293 (2.74 avg.; 6 TDs)
- Career kickoff return: 1-15 (15.00 avg.)
- Career punt return: 2-14 (7.00 avg.)
- Career defense: 3 INTs
- Selected in the ninth round (121st overall pick) of the 1962 NFL Draft by the Baltimore Colts
- Selected in the 26th round of the 1962 AFL Draft by the Dallas Texans

## Billy Ray

Atlanta, Ga.

1989

Opponent	C-A	Yds	TD	Int
South Carolina <sup>1</sup>	28-39	341	2	3
Northwestern <sup>2</sup>	18-27	295	4	1
Tennessee <sup>3</sup>	32-45	182	0	2
Virginia <sup>4</sup>	11-22	149	1	0
Clemson <sup>5</sup>	24-43	262	2	5
Army <sup>6</sup>	18-29	270	3	1
Maryland <sup>7</sup>	20-32	308	3	0
Georgia Tech <sup>8</sup>	23-37	228	0	2
Wake Forest	— DNP —			
N.C. State	— DNP —			
North Carolina	— DNP —			

1990

Opponent	C-A	Yds	TD	Int
South Carolina <sup>4</sup>	11-25	121	0	2
Northwestern <sup>5</sup>	8-10	87	0	0
Virginia	— DNP —			
Clemson	— DNP —			
Army	12-20	177	1	1
Western Carolina <sup>6</sup>	12-16	197	3	0
Maryland <sup>7</sup>	16-21	208	2	0
Georgia Tech <sup>8</sup>	19-32	220	1	1
Wake Forest <sup>9</sup>	13-23	164	1	1
N.C. State <sup>10</sup>	9-17	73	0	0
North Carolina	— DNP —			

Year	G/GS	Cmp	Att	Pct.	Yards	TD	Int
1989	8/8	174	274	.635	2,035	15	14
1990	8/7	100	164	.610	1,247	8	5
<b>Total</b>	<b>16/15</b>	<b>274</b>	<b>438</b>	<b>.626</b>	<b>3,282</b>	<b>23</b>	<b>19</b>

- Born January 17, 1968
- Jersey #14
- Lettered two seasons (1989-90)
- Member of the football program at Alabama in 1986-87
- Redshirted in 1986
- In 1987, played in three games against Southwestern Louisiana, Tennessee and Notre Dame; completed 7-of-13 (.538) passes for 40 yards with one INT

- Top outing came in No. 10 Alabama's 37-6 road loss to No. 7 Notre Dame on November 14, 1987; completed 6-of-12 (.500) passes for 33 yards while rushing for an 20 yards
- Transferred to Duke and sat out the 1988 season per NCAA regulations
- Earned starting slot in 1989 preseason camp
- First career start came on September 2, 1989, against South Carolina in the season-opener; completed 28-of-39 (.718) passes for 341 yards with two TDs and three INTs in a 27-21 road loss
- On September 30, 1989, against No. 7 Clemson, completed 24-of-43 (.558) passes for 262 yards with two TDs and five INTs as Duke upset the Tigers, 21-17; threw game-winning seven-yard TD pass to Chris Brown with 3:18 remaining in the fourth quarter
- Started the first eight games of the 1989 season before suffering shoulder injury against Georgia Tech on October 28
- Prior to the injury, was leading the ACC in passing (262.0 ypg)
- Missed the final three regular season games, but returned to start the All American Bowl against No. 24 Texas Tech on December 28, 1989; completed seven-of-11 (.636) passes for 69 yards with one INT while rushing three times for 19 yards in the 49-21 loss in Birmingham, Ala.
- Named Duke's starting QB for the 1990 season
- In week two against Northwestern on September 8, 1990, suffered pinched nerve and missed the next two games (Virginia & Clemson)
- Returned to action in week five against Army on October 6, 1990; completed 12-of-20 (.600) passes for 177 yards with one TD and one INT as Duke rallied from a 16-3 deficit in the fourth quarter for a 17-16 road win
- Started five straight games before suffering a back injury against N.C. State on November 10; would miss the season finale against North Carolina one week later
- Academic All-ACC selection, 1989
- Academic All-ACC selection, 1990
- Career rushing: 116-184 (1.59 avg.; 1 TD)
- Career receiving: 1-39 (39.00 avg.)
- Career punting: 2-31 (15.50 avg.)
- Participated in the Senior Bowl and Blue-Gray Football Classic

## Sean Renfree

Scottsdale, Ariz.

2009

Opponent	C-A	Yds	TD	Int
Richmond	— DNP —			
Army	7-8	106	2	0
Kansas	14-23	115	1	0
N.C. Central	8-12	65	1	1
Virginia Tech	— DNP —			
N.C. State	— DNP —			
Maryland	— DNP —			
Virginia	— DNP —			
North Carolina	0-1	0	0	1
Georgia Tech	5-6	44	0	0
Miami	— DNP —			
Wake Forest	— DNP —			

2010

Opponent	C-A	Yds	TD	Int
Elon <sup>1</sup>	31-39	350	2	0
Wake Forest <sup>2</sup>	28-44	358	4	3
Alabama <sup>3</sup>	17-37	144	1	1
Army <sup>4</sup>	17-30	261	2	3
Maryland <sup>5</sup>	28-56	351	1	2
Miami	18-38	157	0	5
Virginia Tech <sup>6</sup>	12-32	116	0	1
Navy <sup>7</sup>	28-30	314	1	0
Virginia <sup>8</sup>	17-29	219	1	0
Boston College <sup>9</sup>	35-49	285	0	0
Georgia Tech <sup>10</sup>	30-41	334	1	0
North Carolina <sup>11</sup>	24-39	242	1	2

2011

Opponent	C-A	Yds	TD	Int
Richmond <sup>12</sup>	23-33	201	0	0
Stanford <sup>13</sup>	19-27	179	0	0
Boston College <sup>14</sup>	41-53	368	2	1
Tulane <sup>15</sup>	21-30	278	1	1
FIU <sup>16</sup>	28-43	335	2	0
Florida State <sup>17</sup>	26-43	226	1	1
Wake Forest <sup>18</sup>	28-45	213	0	1
Virginia Tech <sup>19</sup>	17-35	204	0	3
Miami <sup>20</sup>	19-25	181	1	1
Virginia <sup>21</sup>	21-38	303	1	1
Georgia Tech <sup>22</sup>	26-42	250	4	1
North Carolina <sup>23</sup>	13-20	153	2	1

2012

Opponent	C-A	Yds	TD	Int
FIU <sup>24</sup>	21-30	290	2	1
Stanford <sup>25</sup>	28-40	200	0	2
N.C. Central <sup>26</sup>	24-33	274	3	0
Memphis <sup>27</sup>	26-37	314	4	1
Wake Forest <sup>28</sup>	22-28	204	0	1
Virginia	— DNP —			
Virginia Tech <sup>29</sup>	20-33	235	1	1
North Carolina <sup>30</sup>	23-36	276	1	1
Florida State <sup>31</sup>	13-21	92	0	0
Clemson <sup>32</sup>	23-39	240	1	0
Georgia Tech <sup>33</sup>	24-36	198	2	1
Miami <sup>34</sup>	36-59	432	4	0
Cincinnati <sup>35</sup>	37-49	358	1	2

Year	G/GS	Cmp	Att	Pct.	Yards	TD	Int
2009	5/0	34	50	.680	330	4	2
2010	12/11	285	464	.614	3,131	14	17
2011	12/12	282	434	.650	2,891	14	11
2012	12/12	297	441	.673	3,113	19	10
<b>Total</b>	<b>41/35</b>	<b>898</b>	<b>1,389</b>	<b>.647</b>	<b>9,465</b>	<b>51</b>	<b>40</b>

- Born April 28, 1990
- Jersey #19
- Lettered four seasons (2009-10-11-12)
- Redshirted in 2008
- Served as the No. 2 QB behind Thaddeus Lewis in 2009
- Came off the bench to lead Duke to a 35-19 come-from-behind victory at Army in first collegiate action on September 12, 2009; completed 7-of-8 (.875) passes for 106 yards and two TDs including a 17-yard scoring toss to TE Brett Huffman on first pass attempt
- Suffered torn ACL on November 14, 2009, against Georgia Tech and underwent surgery on November 23, 2009
- First career start came on September 4, 2010 against Elon in the season-opener; completed 31-of-39 (.795) passes for 350 yards with two TDs in a 41-27 home win
- Set school single-game record for pass attempts by a reserve (38) against Miami on October 16, 2010
- Set school single-game record for pass completion percentage (.933) by completing 28-of-30 passes against Navy on October 30, 2010; in the same game, equaled the school record for consecutive pass completions with 16 (D. Bryant vs. N.C. State, 2000)
- Had 173 consecutive pass attempts without an INT over weeks 8-12 in the 2010 season to post the second-longest streak in school history
- In 2010, ranked among the ACC leaders in pass completions per game (1st; 23.75), total offensive yards per game (2nd; 257.0), passing yards per game (3rd; 260.9), touchdown passes (6th; 14) and passing efficiency (7th; 120.73); nationally, ranked 10th in pass completions per game, 21st in passing yards per game and tied for 33rd in passing efficiency
- In 2010, 2011 & 2012, matched school single-season record for most 100-yard passing games (12)
- Set school single-game record for pass completions (41) against Boston College on September 17, 2011
- In 2011, set school single-season record for pass completion percentage (.650); in 2012, broke own school single-season record for pass completion percentage (.673)
- In 2011, ranked among the ACC leaders in pass completions per game (1st; 23.50), passing yards per game (2nd; 240.9), total offensive yards per game (3rd; 236.1) and passing efficiency (126.51); nationally, ranked 19th in pass completions per game, 26th in pass completion percentage (.650) and 29th in passing yards per game
- Suffered arm injury on September 29, 2012, against Wake Forest and missed the following week's game versus Virginia
- ACC Offensive Back of the Week pick after completing 23-of-36 (.639) passes for 276 yards with one TD in a 33-30 home win over North Carolina on October 20, 2012; against the Tar Heels, engineered game-winning, 14-play, 87-yard scoring drive in the final 3:12 of the fourth quarter for a 5-yard TD pass to Jamison Crowder on 4th-and-2 with 13 seconds remaining; on the drive, hit on 8-of-11 passes for 78 yards while converting three 3rd down chances
- Suffered head injury on October 27, 2012, at No. 11 Florida State; missed the second half of action in a 48-7 road loss
- ACC Offensive Back of the Week pick after completing 36-of-59 (.610) passes for 432 yards with 4 TDs in a 52-45 home loss to Miami on November 24, 2012; set school record for most pass attempts without an interception; matched school record for TD passes in a half with 4 (2nd half)
- Set school and ACC record while matching NCAA standard for longest pass completion with 99-yard TD toss to Jamison Crowder vs. Miami on November 24, 2012
- In Belk Bowl on December 27, 2012, completed 37-of-49 (.755) passes for 358 yards with 1 TD & 2 INTs in 48-34 loss to Cincinnati;



established Belk Bowl records for pass attempts, pass completions & passing yardage

- Suffered injury on December 27, 2012, in 48-34 loss to Cincinnati in Belk Bowl; underwent surgery to repair torn right pectoralis major muscle on December 28, 2012

- In 2012, ranked among the ACC leaders in pass completions per game (2nd; 24.75), passing yards per game (5th; 259.4), passing efficiency (5th; 136.3) and total offensive yards per game (7th; 255.2) and; nationally, ranked 14th in pass completions per game, 30th in passing yards per game, 33rd in total passing yardage (3,113) and 53rd in pass efficiency

- Engineered four fourth quarter, game-winning scoring drives against Virginia (2010), Boston College (2011), FIU (2011) & North Carolina (2012)

- Finished career holding or sharing 25 school records including career standards for pass completions, pass completions per game (21.90), pass attempts per game (33.88), pass completion percentage, total offensive yards per game (226.78), passing yards per game (230.85), most games with 4+ touchdown passes (4), most games with 200+ passing yards (28), most games with 300+ passing yards (11; tied with Thaddeus Lewis), most touchdown passes of 50+ yards (10), most games with 20+ pass completions (26), most games with 30+ pass completions (6), most consecutive games with 10+ pass completions (36) and most seasons with 3,000+ passing yards (2; tied with Ben Bennett)

- Finished career among the ACC all-time leaders in pass completions (3rd), 300-yard passing games (4th), pass completion percentage (6th) and passing yardage (7th)

- Duke MVP, 2010

- Academic All-ACC, 2010

- Duke captain, 2011

- Academic All-ACC, 2011

- Counselor, Manning Passing Academy, 2011

- Duke captain, 2012

- Duke MVP, 2012

- Academic All-ACC, 2012

- Capital One Academic All-District III, 2012

- Recipient, National Football Foundation Scholar-Athlete Award, 2012

- Recipient, Pop Warner National College Football Award, 2012

- Recipient, ACC Jim Tatum Award, 2012

- Finalist, NFF William V. Campbell Trophy, 2012

- Finalist, Senior CLASS Award, 2012

- Member, AFCA Good Works Team, 2012

- Counselor, Manning Passing Academy, 2012

- Career rushing: 152-(-142) (-0.93 avg.; 9 TD)

- Invited to participate in the East-West Shrine Game on January 19, 2013, in Tampa, Fla., but did not play due to injury

- Participated in the NFL Combine on February 20-26, 2013, in Indianapolis, Ind., but did not perform physical activities due to injury

- Seventh round selection (249th overall pick) of the Atlanta Falcons in the 2013 NFL Draft (April 27, 2013)

- Suffered shoulder injury in August 29, 2013, preseason home 20-16 loss to Jacksonville

- On August 30, 2013, placed on injured reserve for the duration of the season

- Made NFL debut on October 4, 2015 against Houston; did not attempt a pass while rushing once for minus-4 yards in a 48-21 home win

## Career NFL Passing Statistics

### >Atlanta Falcons (2013-16)

Year	G/GS	Cmp	Att	Pct.	Yards	TD	Int
2015	2/0	3	7	.429	11	0	1
<b>Total</b>	<b>2/0</b>	<b>3</b>	<b>7</b>	<b>.429</b>	<b>11</b>	<b>0</b>	<b>1</b>

## Spencer Romine

Cullman, Ala.

### 1997

Opponent	C-A	Yds	TD	Int
N.C. State	— DNP —			
Northwestern	2-7	5	0	0
Army <sup>1</sup>	12-20	159	1	2
Navy <sup>2</sup>	11-19	151	2	1
Maryland <sup>3</sup>	1-3	9	0	0
Florida State	— DNP —			
Virginia	— DNP —			
Wake Forest	0-1	0	0	0
Clemson <sup>4</sup>	8-15	108	0	0
Georgia Tech	— DNP —			
North Carolina	— DNP —			

### 1998

Opponent	C-A	Yds	TD	Int
Western Carolina <sup>5</sup>	12-23	190	2	0
Northwestern <sup>6</sup>	20-37	303	1	0
Florida State <sup>7</sup>	4-13	41	0	2
Virginia <sup>8</sup>	13-29	102	0	3
Georgia Tech <sup>9</sup>	12-21	149	0	1
Wake Forest <sup>10</sup>	3-8	23	0	0
N.C. State <sup>11</sup>	2-5	18	0	0
Clemson	— DNP —			
Vanderbilt	— DNP —			
Maryland	1-5	20	0	0
North Carolina	4-6	16	0	0

### 1999

Opponent	C-A	Yds	TD	Int
East Carolina <sup>12</sup>	19-40	231	0	3
Northwestern	— DNP —			
Vanderbilt	— DNP —			
Florida State	— DNP —			
Virginia <sup>13</sup>	16-35	246	1	2
Georgia Tech <sup>14</sup>	25-43	294	1	1
N.C. State <sup>15</sup>	19-38	265	1	2
Maryland <sup>16</sup>	27-42	404	3	0
Clemson <sup>17</sup>	8-18	107	0	2
Wake Forest	— DNP —			
North Carolina <sup>18</sup>	9-27	91	0	3

### 2000

Opponent	C-A	Yds	TD	Int
East Carolina <sup>19</sup>	8-16	75	0	2
Northwestern <sup>20</sup>	6-18	98	0	2
Virginia <sup>21</sup>	18-36	198	0	1
Vanderbilt <sup>22</sup>	8-13	57	0	1
Clemson	— DNP —			
Florida State	— DNP —			
Georgia Tech	— DNP —			
Maryland	— DNP —			
Wake Forest	6-10	63	0	1
N.C. State	— DNP —			
North Carolina	7-23	122	1	2

Year	G/GS	Cmp	Att	Pct.	Yards	TD	Int
1997	6/4	34	65	.523	432	3	3
1998	9/7	71	147	.483	862	3	6
1999	7/7	123	243	.506	1,638	6	13
2000	6/4	53	116	.457	613	1	9
<b>Total</b>	<b>28/22</b>	<b>281</b>	<b>571</b>	<b>.492</b>	<b>3,545</b>	<b>13</b>	<b>31</b>

- Born November 8, 1977

- Jersey #14

- Lettered four seasons (1997-98-99-2000)

- Suffered knee injury as a true freshman (1996) and granted medical hardship

- Entered the 1997 season as the No. 3 QB, but was pressed into action due to injuries to both Bobby Campbell (starter in first two games) and David Green

- First career start came on September 20, 1997, against Army; completed 12-of-20 (.600) passes for 159 yards with one TD and two INTs in a 20-17 home win

- Started the next two games (Navy on September 27 & Maryland on October 4) before missing two games with groin and hip injuries; returned to throw one incomplete pass as a reserve against Wake Forest (October 25) before starting versus Clemson (November 8); did not see game action in either of the final two weeks

- Started the first seven games of the 1998 season before giving way to Bobby Campbell; sat out the next two games and returned for reserve action in final two weeks

- Started the season-opener on September 11, 1999, at East Carolina, but suffered shoulder injury in 27-9 loss to the Pirates and missed the next three games

- Returned to start against Virginia on October 9, 1999; completed 16-of-35 (.457) passes for 246 yards with one TD and two INTs in the 24-17 double OT win over the Cavaliers; threw 7-yard TD pass to Benjamin Watson in the second OT period for the win

- On October 16, 1999, completed 25-of-43 (.581) passes for 294 yards with one TD and one INT while rushing 14 times for 43 yards and three TDs against Georgia Tech in a 38-31 home loss

- Suffered broken foot against Clemson on November 6, 1999 and missed the Wake Forest game on November 13; returned to start the season finale at North Carolina on November 20

- Played the majority of the 1999 season with a broken clavicle and torn right rotator cuff

- Underwent successful shoulder surgery on January 7, 2000; missed spring practice but earned starting nod in preseason camp

- Started the first four games of the 2000 season before missing four straight weeks due to a concussion; played in reserve fashion in two of the final three weeks of the year

- GTE Academic All-District III, 1999

- Duke captain, 2000

- Career rushing: 171-(-39) (-0.23 avg.; 6 TDs)

- Following graduation, attended University of Alabama-Birmingham medical school

## Dennis Satyshur

Erie, Pa.

### 1969

Opponent	C-A	Yds	TD	Int
South Carolina	— DNP —			
Virginia	4-5	53	0	0
Pittsburgh	0-0	0	0	0
Wake Forest	— DNP —			
Maryland	1-3	11	0	0
N.C. State	— DNP —			
Georgia Tech	0-1	0	0	0
Clemson	0-0	0	0	0
Virginia Tech	3-5	19	1	1
North Carolina	— DNP —			

### 1970

Opponent	C-A	Yds	TD	Int
Florida	— DNP —			
Maryland	0-0	0	0	0
Virginia	1-3	1	0	0
Ohio State	1-1	21	0	0
West Virginia	— DNP —			
N.C. State	0-1	0	0	0
Clemson	0-0	0	0	0
Georgia Tech	0-0	0	0	0
Wake Forest	0-1	0	0	1
South Carolina	— DNP —			
North Carolina	0-0	0	0	0

### 1971

Opponent	C-A	Yds	TD	Int
Florida <sup>1</sup>	3-7	39	0	0
South Carolina <sup>2</sup>	3-11	50	0	0
Virginia <sup>3</sup>	5-5	61	1	0
Stanford <sup>4</sup>	3-9	30	0	1
Clemson <sup>5</sup>	8-17	130	0	3
N.C. State <sup>6</sup>	7-10	133	1	0
Navy <sup>7</sup>	4-9	60	0	3
Georgia Tech <sup>8</sup>	6-14	97	0	1
West Virginia <sup>9</sup>	2-2	31	0	0
Wake Forest	— DNP —			
North Carolina	— DNP —			

Year	G/GS	Cmp	Att	Pct.	Yards	TD	Int
1969	6/0	8	14	.571	83	1	1
1970	8/0	2	6	.333	22	0	1
1971	9/9	41	84	.488	631	2	8
<b>Total</b>	<b>23/9</b>	<b>51</b>	<b>104</b>	<b>.490</b>	<b>736</b>	<b>3</b>	<b>10</b>

- Born April 26, 1950

- Jersey #18

- Lettered three seasons (1969-70-71)

- Played on the freshman team in 1968, completing 32-of-65 (.492) for 424 yards with one TD while rushing for 143 yards and four TDs

- After two seasons behind starting QB Leo Hart, started first nine games of 1971 before suffering season-ending injury against West Virginia on November 6

- Duke captain, 1971

- Career rushing: 116-(-38) (-0.33 avg.; 3 TDs)

- Lettered two seasons (1971-72) on the Duke golf team

- Placed tied for 21st (74-76-81-76=307) individually at the 1971 ACC Championship held at the Midland Valley Country Club (1st & 2nd rounds) in Aiken, S.C., and the Woodmont Country Club (3rd & 4th rounds) in Rockville, Md.; Duke finished 4th out of 8 schools

- Placed tied for eighth (77-79-74=230) individually at the 1972 ACC Championship held at the Willow Creek Country Club in High Point, N.C.; Duke finished 3rd out of 7 schools

- Served as an assistant football coach at Duke from 1974-75, coaching the wide receivers

## Ron Sally

St. Louis, Mo.

## 1980

Opponent	C-A	Yds	TD	Int
East Carolina	— DNP —			
Auburn	— DNP —			
Virginia	— DNP —			
Indiana	— DNP —			
South Carolina	— DNP —			
Clemson	— DNP —			
Maryland	0-2	0	0	1
Georgia Tech	— DNP —			
Wake Forest	— DNP —			
N.C. State	— DNP —			
North Carolina	— DNP —			

## 1981

Opponent	C-A	Yds	TD	Int
Ohio State	3-11	29	0	1
South Carolina <sup>1</sup>	7-27	72	0	3
Virginia <sup>2</sup>	18-36	336	2	2
East Carolina <sup>3</sup>	15-23	223	1	0
Virginia Tech <sup>4</sup>	4-13	11	0	1
Clemson	0-1	0	0	1
Maryland	— DNP —			
Georgia Tech	1-3	20	0	1
Wake Forest	2-2	29	1	0
N.C. State	6-16	103	1	1
North Carolina	5-9	65	1	1

## 1982

Opponent	C-A	Yds	TD	Int
Tennessee <sup>5</sup>	1-5	22	0	0
South Carolina	— DNP —			
Virginia	3-5	49	1	1
Navy	— DNP —			
Virginia Tech	— DNP —			
Clemson	— DNP —			
Maryland	— DNP —			
Georgia Tech	— DNP —			
Wake Forest	— DNP —			
N.C. State	— DNP —			
North Carolina	— DNP —			

## 1983

Opponent	C-A	Yds	TD	Int
Virginia	— DNP —			
Indiana	— DNP —			
South Carolina	— DNP —			
Miami	— DNP —			
Virginia Tech	— DNP —			
Clemson	— DNP —			
Maryland	— DNP —			
Georgia Tech	— DNP —			
Wake Forest	0-1	0	0	1
N.C. State	— DNP —			
North Carolina	— DNP —			

## 1984

Opponent	C-A	Yds	TD	Int
Indiana	11-19	146	2	1
South Carolina	— DNP —			
Army <sup>6</sup>	12-18	143	0	0
Virginia	— DNP —			
Virginia Tech <sup>7</sup>	2-8	8	0	2
Clemson	— DNP —			
Maryland	— DNP —			
Georgia Tech	— DNP —			
Wake Forest	— DNP —			
N.C. State	— DNP —			
North Carolina	— DNP —			

Year	G/GS	Cmp	Att	Pct.	Yards	TD	Int
1980	1/0	0	2	.000	0	0	1
1981	10/4	61	131	.466	888	6	11
1982	2/1	4	10	.400	71	1	1
1983	1/0	0	1	.000	0	0	1
1984	3/2	25	45	.556	297	2	3
<b>Total</b>	<b>17/7</b>	<b>90</b>	<b>189</b>	<b>.476</b>	<b>1,256</b>	<b>9</b>	<b>16</b>

- Born January 1, 1963
- Jersey #19

- Lettered two seasons (1981-84)
- Started four straight games in 1981 (weeks 2-5) in place of injured starter Ben Bennett
- ACC Offensive Back of the Week after completing 18-of-36 (.500) passes for a career-high 336 yards and two TDs against Virginia on September 26, 1981 in a 29-24 road win
- Started the season-opener at Tennessee on September 4, 1982, but played in just one other game due to ankle and shoulder injuries
- Granted medical hardship waiver in 1983 (shoulder)
- Came off the bench in the 1984 season-opener against Indiana (September 8), completing 11-of-19 (.579) passes for 146 yards with two TDs and one INT to help Duke from a 14-0 deficit to a 31-24 victory
- Missed the week two game against South Carolina (shoulder)
- Returned in week three to start against Army on September 29; completed 12-of-18 (.667) passes for 143 yards in a 13-9 road defeat
- Career rushing: 67-11 (0.16 avg.; 1 TD)
- Career receiving: 1-(-8) (-8.00 avg.)

## Mike Schneider

Sharon, Pa.

## 2003

Opponent	C-A	Yds	TD	Int
Virginia	5-9	73	0	0
Western Carolina <sup>1</sup>	5-9	61	0	0
Rice <sup>2</sup>	16-31	188	2	1
Northwestern <sup>3</sup>	12-24	130	1	1
Florida State <sup>4</sup>	12-27	132	0	0
Maryland <sup>5</sup>	20-47	270	1	1
Wake Forest <sup>6</sup>	17-38	194	0	1
N.C. State	— DNP —			
Tennessee	— DNP —			
Georgia Tech <sup>7</sup>	3-9	79	0	1
Clemson <sup>8</sup>	2-4	3	0	1
North Carolina	5-10	90	0	0

## 2004

Opponent	C-A	Yds	TD	Int
Navy <sup>9</sup>	8-13	59	0	0
Connecticut	4-8	55	0	0
Virginia Tech <sup>10</sup>	0-1	0	0	0
Maryland <sup>11</sup>	8-17	102	1	1
The Citadel <sup>12</sup>	17-24	190	2	1
Georgia Tech <sup>13</sup>	9-20	81	0	0
Virginia <sup>14</sup>	18-29	191	2	1
Wake Forest <sup>15</sup>	28-45	300	2	0
Florida State <sup>16</sup>	19-31	155	0	3
Clemson <sup>17</sup>	20-31	213	1	0
North Carolina <sup>18</sup>	19-34	181	0	1

## 2005

Opponent	C-A	Yds	TD	Int
East Carolina <sup>19</sup>	15-28	139	0	3
Virginia Tech <sup>20</sup>	4-14	14	0	0
VMI <sup>21</sup>	8-17	69	0	0
Virginia <sup>22</sup>	2-5	21	0	1
Navy	4-8	41	0	0
Miami	— DNP —			
Georgia Tech	0-2	0	0	0
Florida State	— DNP —			
Wake Forest <sup>23</sup>	7-10	59	0	1
Clemson	— DNP —			
North Carolina	1-2	8	0	1

Year	G/GS	Cmp	Att	Pct.	Yards	TD	Int
2003	10/8	97	208	.466	1,220	4	6
2004	11/10	150	253	.593	1,527	8	7
2005	8/5	41	86	.477	351	0	6
<b>Total</b>	<b>29/23</b>	<b>288</b>	<b>547</b>	<b>.527</b>	<b>3,098</b>	<b>12</b>	<b>19</b>

- Born April 11, 1983
- Jersey #7
- Lettered three seasons (2003-04-05)
- Redshirted in 2002
- Missed half of 2003 spring practice due to surgery on right thumb
- In 2003, started six of the first seven games under head coach Carl Franks (dismissed on October 19), and shared snaps with Chris Dapollito and Adam Smith over the final five games under interim head coach Ted Roof
- First career start came on September 6, 2003, against Western Carolina; completed 5-of-9 (.556) passes for 61 yards in a 29-3 home win
- ACC Rookie of the Week after completing 16-of-31 (.516) passes for 188 yards with two TDs and one INT against Rice on September 13, 2003, in a 27-24 overtime home win

- Missed the N.C. State (October 25) and Tennessee (November 1) games in 2003 due to injury
- ACC Rookie of the Week after completing 5-of-10 (.500) passes for 90 yards in Duke's season-ending 30-22 road win over North Carolina on November 22, 2003
- In 2004, ranked 10th in the ACC in total offense (133.5 ypg) and third among starting QBs in fewest INTs (7)
- Started the first four games of the 2005 season before being replaced by true freshman Zack Asack; final collegiate start came on Senior Day against Wake Forest on October 29, 2005
- Academic All-ACC, 2004
- Career rushing: 179-111 (0.62 avg.; 3 TDs)
- Career receiving: 1-15 (15.00 avg.)
- Played final season (2006) of eligibility at Youngstown State, seeing action in nine games as a reserve; completed 9-of-15 (.600) passes for 121 yards with two TDs and one INT as the Penguins went 11-3 and advanced to the NCAA I-AA semifinals

## Mark Schoettmer

Cincinnati, Ohio

## 1980

Opponent	C-A	Yds	TD	Int
East Carolina	— DNP —			
Auburn	— DNP —			
Virginia	— DNP —			
Indiana	— DNP —			
South Carolina	— DNP —			
Clemson	— DNP —			
Maryland	— DNP —			
Georgia Tech	— DNP —			
Wake Forest	— DNP —			
N.C. State	— DNP —			
North Carolina	3-6	28	0	1

Year	G/GS	Cmp	Att	Pct.	Yards	TD	Int
1980	1/0	3	6	.500	28	0	1
<b>Total</b>	<b>1/0</b>	<b>3</b>	<b>6</b>	<b>.500</b>	<b>28</b>	<b>0</b>	<b>1</b>

- Born May 25, 1959
- Jersey #2
- Lettered one season (1980)
- Walk-on member of the JV team in 1977; completed only pass attempt for 29 yards
- Played on the JV team in 1979; completed 3-of-9 (.333) passes for 24 yards
- In only varsity appearance on November 22, 1980, completed 3-of-6 (.500) passes for 28 yards with one INT against North Carolina in a 44-21 road loss
- Career rushing: 1-(-2) (-2.00 avg.)
- Brother, Steve, lettered two seasons (1974-75) as a center on the Duke football team

## Sean Schroeder

Laguna Niguel, Calif.

## 2011

Opponent	C-A	Yds	TD	Int
Richmond	— DNP —			
Stanford	— DNP —			
Boston College	— DNP —			
Tulane	0-0	0	0	0
FIU	— DNP —			
Florida State	— DNP —			
Wake Forest	— DNP —			
Virginia Tech	— DNP —			
Miami	— DNP —			
Virginia	— DNP —			
Georgia Tech	— DNP —			
North Carolina	— DNP —			

Year	G/GS	Cmp	Att	Pct.	Yards	TD	Int
2011	1/0	0	0	.000	0	0	0
<b>Total</b>	<b>1/0</b>	<b>0</b>	<b>0</b>	<b>.000</b>	<b>0</b>	<b>0</b>	<b>0</b>

- Born November 9, 1990
- Jersey #12
- Lettered one season (2011)
- Redshirted in 2009-10
- Graduated from Duke in May, 2012 and transferred to University of Hawaii with two years of eligibility remaining
- In 2012, played in 12 games with 11 starts as Hawaii went 3-9; completed 175-of-344 (.509) pass attempts for 1,878 yards with 11 TDs and 12 INTs
- In 2013, played in 11 games with nine starts as Hawaii went 11-11; completed 233-of-376 (.620) pass attempts for 2,960 yards with 28 TDs and 14 INTs

## Rich Searl

North Plainfield, N.J.

## 1971

Opponent	C-A	Yds	TD	Int
Florida	0-0	0	0	0
South Carolina	0-0	0	0	0
Virginia	0-0	0	0	0
Stanford	0-0	0	0	0
Clemson	0-0	0	0	0
N.C. State	0-0	0	0	0
Navy	0-0	0	0	0
Georgia Tech	0-0	0	0	0
West Virginia	3-8	38	0	1
Wake Forest <sup>1</sup>	5-15	72	0	0
North Carolina <sup>2</sup>	8-24	111	0	3

Year	G/GS	Cmp	Att	Pct.	Yards	TD	Int
1971	11/2	16	47	.340	221	0	4
<b>Total</b>	<b>11/2</b>	<b>16</b>	<b>47</b>	<b>.340</b>	<b>221</b>	<b>0</b>	<b>4</b>

- Born December 4, 1949
- Jersey #12
- Lettered three seasons (1969-70-71)
- Three-time 1st team All-ACC defensive back
- Pressed into QB duty as a senior in 1971; started the final two games of the season
- First career start at QB came on November 13, 1971, against Wake Forest; completed 5-of-15 (.333) passes for 72 yards in a 23-7 road loss
- Held Duke's career record for defensive INTs (16) until John Talley broke the standard with his 17th pick against Boston College on November 11, 2006
- Ranks fourth on Duke's chart for career INT return yards (197)
- Also returned punts for the Blue Devils, taking back 55 (4th all-time at Duke) career kicks for 479 yards
- Registered 173 tackles in 1970, a total that ranks second on Duke's single-season chart behind Mike Junkin's total of 188 in 1986
- Career rushing: 75-186 (2.48 avg.; 1 TD)
- Career kickoff return: 9-160 (17.78 avg.)
- Career punt return: 55-479 (8.71 avg.)
- Career defense: 16 INTs

## Thomas Sirk

Glen St. Mary, Fla.

## 2014

Opponent	C-A	Yds	TD	Int
Elon	5-7	40	0	0
Troy	1-1	2	1	0
Kansas	1-2	0	0	0
Tulane	0-1	0	0	0
Miami	— DNP —			
Georgia Tech	0-0	0	0	0
Virginia	1-1	3	1	0
Pittsburgh	0-0	0	0	0
Syracuse	0-0	0	0	0
Virginia Tech	1-1	4	0	0
North Carolina	0-0	0	0	0
Wake Forest	1-1	18	1	0
Arizona State	0-0	0	0	0

## 2015

Opponent	C-A	Yds	TD	Int
Tulane <sup>1</sup>	27-40	289	2	0
N.C. Central <sup>2</sup>	15-22	315	3	0
Northwestern <sup>3</sup>	24-39	150	0	1
Georgia Tech <sup>4</sup>	17-25	114	1	2
Boston College <sup>5</sup>	18-36	195	0	0
Army West Point <sup>6</sup>	17-27	197	1	0
Virginia Tech <sup>7</sup>	19-39	270	4	0
Miami <sup>8</sup>	31-52	258	1	0
North Carolina <sup>9</sup>	18-37	191	0	2
Pittsburgh	— DNP —			
Virginia <sup>10</sup>	22-34	208	1	1
Wake Forest <sup>11</sup>	26-39	275	2	0
Indiana	17-37	163	1	2

Year	G/GS	Cmp	Att	Pct.	Yards	TD	Int
2014	12/0	10	14	.714	67	3	0
2015	12/12	251	427	.588	2,625	16	8
<b>Total</b>	<b>24/12</b>	<b>261</b>	<b>441</b>	<b>.592</b>	<b>2,692</b>	<b>19</b>	<b>8</b>

- Born September 24, 1993
- Jersey #1
- Lettered two seasons (2014-15)
- Enrolled at Duke in January, 2012
- Redshirted in 2012
- Missed the 2013 season after undergoing surgery on April 10, 2013, to repair a ruptured left Achilles tendon during spring practice
- No. 2 QB behind Anthony Boone in 2014
- Collegiate debut came on August 30, 2014, against Elon; completed 5-of-7 (.714) passes for 40 yards while rushing 8 times for 54 yards and 2 TDs in a 52-13 home win
- On October 18, 2014, against Virginia, threw game-winning 3-yard TD pass to David Reeves with 7:23 left in the fourth period in a 20-13 home win
- On November 1, 2014, against Pittsburgh, rushed for game-winning 5-yard TD in second OT period in 51-48 road win
- Only exclusive reserve QB (Zero starts) in the nation to account for two game-winning, fourth quarter or overtime TDs in 2014
- Became the third player in Duke history to rush and throw for fourth quarter or overtime game-winning TDs in a single season, joining George Dutow in 1958 (16-yard run vs. Baylor & 10-yard pass to Wray Carlton vs. N.C. State) and Brandon Connette in 2013 (5-yard run vs. N.C. State, 22-yard pass to Issac Blakeney vs. Memphis & 47-yard pass to Braxton Deaver vs. Virginia)
- First career start came on September 3, 2015 against Tulane; completed 27-of-40 (.675) passes for 289 yards and two TDs while rushing 15 times for 68 yards in a 37-7 road win
- ACC Offensive Back of the Week, Manning Award Star of the Week and Davey O'Brien Award "Great 8" Performer of the Week after completing 19-of-39 (.487) passes for 270 yards and four TDs while rushing 18 times for 109 yards and the game-winning PAT in a 45-43 4 OT road win over Virginia Tech on October 24, 2015
- Co-MVP of the New Era Pinstripe Bowl (with RB Shaun Wilson) after completing 17-37 (.459) passes for 163 yards with one TD and two INTs while rushing 20 times for 155 yards and two TDs in the 44-41 OT win over Indiana on December 27, 2015
- In 2015, ranked among the ACC leaders in pass completions per game (2nd; 20.92), total offensive yards per game (3rd; 285.67), total points responsible per game (3rd; 12.50), total points responsible (4th; 150), rushing yards by a QB (4th; 803), passing yards per game (5th; 218.75), passing yards (6th; 2,625), TD passes (6th; 16), pass completion percentage (8th; .588), pass efficiency rating (10th; 199.04) and rushing yards per game (10th; 66.92); nationally, ranked 25th in total offensive yards per game, 27th in pass completions per game, 42nd in total points responsible, 43rd in total points responsible per game and 48th in passing yards per game; also one of four QBs nationally to post 800+ rushing yards and 2,500+ passing yards on the season, joining Greg Ward of Houston, Deshaun Watson of Clemson and Marquise Williams of North Carolina
- Set school record for most pass attempts without an INT to begin a career (93), breaking the previous mark of 69 set by Thaddeus Lewis
- Missed the contact portion of 2016 spring practice while recovering from surgery performed on February 10, 2016, to repair ruptured right Achilles tendon suffered the day before
- Academic All-ACC, 2014
- Academic All-ACC, 2015
- CoSIDA Academic All-District III, 2015
- Counselor, Manning Passing Academy, 2015
- Counselor, Manning Passing Academy, 2016
- Career rushing: 210-1,041 (4.96 avg.; 16 TDs)

## Steve Slayden

Atlanta, Ga.

## 1984

Opponent	C-A	Yds	TD	Int
Indiana	— DNP —			
South Carolina	13-20	153	0	0
Army	— DNP —			
Virginia <sup>1</sup>	13-25	108	0	3
Virginia Tech	0-2	0	0	1
Clemson	9-17	143	1	1
Maryland	8-19	133	1	0
Georgia Tech <sup>2</sup>	19-35	153	0	0
Wake Forest <sup>3</sup>	14-24	142	1	2
N.C. State <sup>4</sup>	10-18	106	0	0
North Carolina <sup>5</sup>	27-42	291	1	2

## 1985

Opponent	C-A	Yds	TD	Int
Northwestern <sup>6</sup>	21-28	229	2	0
West Virginia <sup>7</sup>	16-32	197	1	1
Ohio	— DNP —			
Virginia <sup>8</sup>	18-33	208	1	1
South Carolina <sup>9</sup>	18-31	143	0	3
Clemson <sup>10</sup>	24-33	218	0	2
Maryland <sup>11</sup>	11-22	137	1	2
Georgia Tech <sup>12</sup>	17-32	222	0	1
Wake Forest <sup>13</sup>	16-26	166	1	1
N.C. State <sup>14</sup>	12-23	169	1	1
North Carolina <sup>15</sup>	20-34	248	3	1

## 1986

Opponent	C-A	Yds	TD	Int
Northwestern <sup>16</sup>	13-20	120	1	1
Georgia <sup>17</sup>	17-34	159	1	2
Ohio <sup>18</sup>	18-22	213	2	0
Virginia <sup>19</sup>	15-23	220	3	1
Vanderbilt <sup>20</sup>	18-29	199	0	1
Clemson <sup>21</sup>	22-40	199	0	1
Maryland <sup>22</sup>	24-42	250	2	2
Georgia Tech <sup>23</sup>	7-21	46	0	4
Wake Forest <sup>24</sup>	13-24	170	1	1
N.C. State <sup>25</sup>	17-27	103	1	0
North Carolina <sup>26</sup>	19-31	235	3	2

## 1987

Opponent	C-A	Yds	TD	Int
Colgate <sup>27</sup>	15-30	239	2	2
Northwestern <sup>28</sup>	18-35	269	1	4
Vanderbilt <sup>29</sup>	19-29	297	4	1
Virginia <sup>30</sup>	26-44	236	0	2
Rutgers <sup>31</sup>	10-24	97	0	2
Clemson	— DNP —			
Maryland <sup>32</sup>	31-42	373	1	1
Georgia Tech <sup>33</sup>	31-50	396	6	0
Wake Forest <sup>34</sup>	24-43	281	1	1
N.C. State <sup>35</sup>	33-62	458	3	1
North Carolina <sup>36</sup>	23-36	278	2	2

Year	G/GS	Cmp	Att	Pct.	Yards	TD	Int
1984	9/5	113	202	.559	1,229	4	9
1985	10/10	173	294	.588	1,937	19	13
1986	11/11	183	313	.585	1,914	14	15
1987	10/10	230	395	.582	2,924	20	16
<b>Total</b>	<b>40/36</b>	<b>699</b>	<b>1,204</b>	<b>.581</b>	<b>8,004</b>	<b>48</b>	<b>55</b>

- Born January 22, 1966
- Jersey #6 (1984-85-86) & #7 (1987)
- Lettered four seasons (1984-85-86-87)
- First career start came on October 6, 1984, against Virginia; completed 13-of-25 (.520) passes for 108 yards with three INTs in a 38-10 home loss
- ACC Rookie of the Week after completing 14-of-24 (.583) passes for 142 yards with one TD and two INTs against Wake Forest on November 10, 1984, in a 20-16 home loss
- ACC Rookie of the Week after completing 27-of-42 (.643) passes for 291 yards with one TD and two INTs against North Carolina on November 24, 1984, in a 17-15 home loss
- Started 10 games in 1985, missing the Ohio contest due to shoulder injury
- In 1985, led the ACC in pass completion percentage (.588) and ranked third in total offense (201.9 ypg)
- ACC Offensive Back of the Week after completing 31-of-50 (.620) pass attempts for 396 yards and an ACC single-game record six TDs against Georgia Tech on October 31, 1987, in a 48-14 home win
- On November 14, 1987, against N.C. State, matched school single-game record with 62 pass attempts in a 47-45 home loss
- Led the ACC in total offense in 1987 (269.8)
- Academic All-ACC selection, 1987
- Career rushing: 342-125 (0.37 avg.; 8 TDs)
- Selected in the 12th round (328th overall pick) of the 1988 NFL Draft by the Cleveland Browns



Adam SmithOrinda, Calif.

2001				
Opponent	C-A	Yds	TD	Int
Florida State	4-4	27	0	0
Rice	— DNP —			
Northwestern	0-4	0	0	1
Virginia	0-1	0	0	0
Georgia Tech	— DNP —			
Wake Forest	— DNP —			
Maryland	1-2	3	0	0
Vanderbilt	— DNP —			
N.C. State	— DNP —			
North Carolina	0-2	0	0	0
Clemson	— DNP —			

2002				
Opponent	C-A	Yds	TD	Int
East Carolina <sup>1</sup>	5-11	52	0	0
Louisville <sup>2</sup>	12-21	140	0	0
Northwestern <sup>3</sup>	13-26	188	2	1
Florida State <sup>4</sup>	11-18	124	0	0
Navy <sup>5</sup>	11-17	144	2	0
Virginia <sup>6</sup>	26-42	256	2	0
Wake Forest <sup>7</sup>	8-15	52	0	1
N.C. State <sup>8</sup>	28-41	353	1	0
Maryland <sup>9</sup>	12-23	109	0	2
Clemson <sup>10</sup>	23-44	290	3	3
Georgia Tech <sup>11</sup>	13-33	146	0	2
North Carolina <sup>12</sup>	12-17	177	2	0

2003				
Opponent	C-A	Yds	TD	Int
Virginia <sup>13</sup>	6-20	47	0	0
Western Carolina	13-20	120	2	0
Rice	— DNP —			
Northwestern	8-15	78	0	0
Florida State	2-3	24	0	0
Maryland	— DNP —			
Wake Forest	6-11	73	0	0
N.C. State <sup>14</sup>	9-17	103	0	0
Tennessee <sup>15</sup>	5-8	43	0	0
Georgia Tech	— DNP —			
Clemson	— DNP —			
North Carolina	— DNP —			

Year	G/GS	Cmp	Att	Pct.	Yards	TD	Int
2001	5/0	5	13	.385	30	0	1
2002	12/12	174	308	.565	2,031	12	9
2003	7/3	49	94	.521	488	2	0
Total	24/15	228	415	.549	2,549	14	10

- Born January 17, 1982
- Jersey #16
- Lettered three seasons (2001-02-03)
- Redshirted in 2000
- Became Duke's starter in 2002 when incumbent starter D. Bryant was declared academically ineligible on July 12, 2002
- First career start came on August 31, 2002; completed 5-of-11 (.455) passes for 52 yards in a 23-16 home win over East Carolina as Duke snapped a 23-game losing streak
- Started the season-opener in 2003, but was replaced in the lineup by redshirt freshman Mike Schneider in week 2
- After the dismissal of head coach Carl Franks on October 19, 2003, earned starts in the first two games under interim head coach Ted Roof in weeks 8 and 9, but did not see action in the final three contests of the year
- Career rushing: 88-(-158) (-1.80 avg.; 2 TDs)
- Career receiving: 1-(-12) (-12.00 avg.)
- Transferred and played final season of eligibility (2004) at Western Illinois, seeing action in six games; completed 47-of-91 (.516) passes for 570 yards with two TDs and one INT as the Leathernecks went 4-7

Richard SommersKingsport, Tenn.

1950				
Opponent	C-A	Yds	TD	Int
South Carolina	0-0	0	0	0
Pittsburgh	0-0	0	0	0
Tennessee	0-0	0	0	0
N.C. State	0-0	0	0	0
Richmond	0-0	0	0	0
Maryland	0-0	0	0	0
Georgia Tech	0-0	0	0	0
Wake Forest	0-0	0	0	0
Virginia Tech	0-0	0	0	0
North Carolina	0-0	0	0	0

1951				
Opponent	C-A	Yds	TD	Int
South Carolina	0-0	0	0	0
Pittsburgh	0-0	0	0	0
Tennessee	0-0	0	0	0
N.C. State	0-0	0	0	0
Virginia Tech	0-0	0	0	0
Virginia	0-1	0	0	0
Georgia Tech	0-0	0	0	0
Wake Forest	0-0	0	0	0
William & Mary	0-0	0	0	0
North Carolina	0-0	0	0	0

1952				
Opponent	C-A	Yds	TD	Int
Washington & Lee	0-0	0	0	0
SMU	0-0	0	0	0
Tennessee	0-0	0	0	0
South Carolina	0-0	0	0	0
N.C. State	0-1	0	0	0
Virginia	0-0	0	0	0
Georgia Tech	0-0	0	0	0
Navy	0-0	0	0	0
Wake Forest	0-0	0	0	0
North Carolina	0-0	0	0	0

Year	G/GS	Cmp	Att	Pct.	Yards	TD	Int
1950	10/0	0	0	.000	0	0	0
1951	10/0	0	1	.000	0	0	0
1952	10/0	0	1	.000	0	0	0
Total	30/0	0	2	.000	0	0	0

- Born March 23, 1931
- Jersey #25
- Lettered three seasons (1950-51-52)
- Played both halfback and quarterback
- 1st team All-Southern Conference, 1952 (defense)
- Career rushing: punt return: 3-38 (12.67 avg.)
- Career defense: 5 INTs

Hal SpearsIronton, Ohio

1972				
Opponent	C-A	Yds	TD	Int
Alabama	3-4	51	0	0
Washington	3-4	30	0	1
Stanford	— DNP —			
Virginia	6-9	64	2	1
N.C. State <sup>1</sup>	1-8	9	0	1
Clemson	— DNP —			
Maryland	— DNP —			
Navy	— DNP —			
Georgia Tech	— DNP —			
Wake Forest	— DNP —			
North Carolina	— DNP —			

1973				
Opponent	C-A	Yds	TD	Int
Tennessee	— DNP —			
Washington	1-2	10	0	0
Virginia	0-3	0	0	1
Purdue	1-3	28	0	0
Tulane	1-6	36	0	0
Clemson <sup>2</sup>	3-10	27	0	2
Maryland	3-3	42	0	0
Georgia Tech	— DNP —			
Wake Forest	— DNP —			
N.C. State	7-11	51	0	1
North Carolina <sup>3</sup>	12-17	131	0	0

1974				
Opponent	C-A	Yds	TD	Int
N.C. State	— DNP —			
South Carolina	2-4	29	0	0
Virginia <sup>4</sup>	10-17	170	1	0
Purdue <sup>5</sup>	4-6	29	0	0
Army <sup>6</sup>	10-15	178	1	0
Clemson <sup>7</sup>	15-26	209	2	0
Florida <sup>8</sup>	15-27	210	1	3
Georgia Tech <sup>9</sup>	5-10	75	0	0
Wake Forest <sup>10</sup>	4-8	37	0	2
Maryland <sup>11</sup>	6-11	78	0	0
North Carolina <sup>12</sup>	8-17	117	0	1

1975				
Opponent	C-A	Yds	TD	Int
Southern California <sup>13</sup>	0-1	0	0	0
South Carolina	5-8	79	0	0
Virginia	— DNP —			
Pittsburgh	— DNP —			
Army	— DNP —			
Clemson	— DNP —			
Florida	— DNP —			
Georgia Tech	4-8	36	0	0
Wake Forest	1-1	11	0	0
N.C. State	— DNP —			
North Carolina	— DNP —			

Year	G/GS	Cmp	Att	Pct.	Yards	TD	Int
1972	4/1	13	25	.520	154	2	3
1973	8/2	28	55	.509	325	0	4
1974	10/9	79	141	.560	1,132	5	6
1975	4/1	10	18	.556	126	0	0
Total	26/13	130	239	.544	1,737	7	13

- Born March 15, 1954
- Jersey #2
- Lettered three seasons (1973-74-75)
- First career start came on October 7, 1972, against N.C. State; completed 1-of-8 (.125) passes for 9 yards with one INT in a 17-0 road loss
- Did not see game action in the final six weeks of the 1972 season once Mark Johnson returned from injury
- Duke captain, 1975
- Career rushing: 179-231 (1.29 avg.; 5 TDs)
- Career kickoff return: 1-14 (14.00 avg.)

John Spoganetz

Carteret, N.J.

Opponent	C-A	Yds	TD	Int
Florida	— DNP —			
South Carolina	— DNP —			
Virginia	— DNP —			
Stanford	— DNP —			
Clemson	— DNP —			
N.C. State	— DNP —			
Navy	— DNP —			
Georgia Tech	— DNP —			
West Virginia	0-1	0	0	1
Wake Forest	1-2	11	0	0
North Carolina	— DNP —			

Year	G/GS	Cmp	Att	Pct.	Yards	TD	Int
1971	2/0	1	3	.333	11	0	1
Total	2/0	1	3	.333	11	0	1

- Born February 3, 1951
- Jersey #11
- Lettered one season (1972)
- Played for the freshman team in 1969; completed 21-of-62 (.339) passes for 284 yards and three TDs
- Moved to WR in for senior season (1972)
- Career rushing: 5-(-3) (-0.60 avg.)

Jerry Stoltz

Winston-Salem, N.C.

Opponent	C-A	Yds	TD	Int
South Carolina	— DNP —			
Virginia	1-4	3	0	0
Wake Forest	0-0	0	0	0
Georgia Tech	— DNP —			
Clemson	— DNP —			
N.C. State	— DNP —			
Michigan	— DNP —			
Navy	0-0	0	0	0
North Carolina	— DNP —			
Notre Dame	— DNP —			

Opponent	C-A	Yds	TD	Int
Southern California	0-0	0	0	0
South Carolina	— DNP —			
Florida	0-0	0	0	0
California	— DNP —			
Clemson	— DNP —			
N.C. State	0-0	0	0	0
Georgia Tech	— DNP —			
Maryland	— DNP —			
Wake Forest	1-2	4	0	0
North Carolina	— DNP —			

Opponent	C-A	Yds	TD	Int
South Carolina	— DNP —			
Virginia	— DNP —			
Maryland	0-0	0	0	0
California	1-1	11	0	0
Clemson	0-0	0	0	0
N.C. State	— DNP —			
Georgia Tech	2-6	25	0	0
Wake Forest	0-1	0	0	1
Navy	— DNP —			
North Carolina	— DNP —			

Year	G/GS	Cmp	Att	Pct.	Yards	TD	Int
1961	3/0	1	4	.250	3	0	0
1962	4/0	1	2	.500	4	0	0
1963	5/0	3	8	.375	36	0	1
Total	12/0	5	14	.357	43	0	1

- Born February 21, 1941
- Jersey #16
- Lettered two seasons (1962-63)
- Career rushing: 4-3 (0.75 avg.)

Kevin Thompson

Thomasville, Ga.

Opponent	C-A	Yds	TD	Int
Florida State	1-3	4	0	0
Northwestern	— DNP —			
Army	— DNP —			
Georgia Tech	3-5	42	1	1
Navy	3-8	48	1	1
Clemson	— DNP —			
Maryland	— DNP —			
Virginia	4-13	63	0	1
N.C. State	1-3	7	0	0
Wake Forest	— DNP —			
North Carolina	— DNP —			

Opponent	C-A	Yds	TD	Int
N.C. State	0-1	0	0	0
Northwestern	— DNP —			
Army	— DNP —			
Navy	— DNP —			
Maryland	— DNP —			
Florida State	5-16	79	2	1
Virginia	— DNP —			
Wake Forest	— DNP —			
Clemson	— DNP —			
Georgia Tech	— DNP —			
North Carolina	— DNP —			

Opponent	C-A	Yds	TD	Int
Western Carolina	0-0	0	0	0
Northwestern	0-0	0	0	0
Florida State	0-1	0	0	0
Virginia	0-0	0	0	0
Georgia Tech	0-0	0	0	0
Wake Forest	0-0	0	0	0
N.C. State	0-0	0	0	0
Clemson	0-0	0	0	0
Vanderbilt	0-0	0	0	0
Maryland	0-0	0	0	0
North Carolina	4-9	45	0	0

Opponent	C-A	Yds	TD	Int
East Carolina	0-0	0	0	0
Northwestern	12-32	153	0	0
Vanderbilt <sup>1</sup>	0-4	0	0	0
Florida State	6-13	62	1	1
Virginia	0-0	0	0	0
Georgia Tech	0-0	0	0	0
N.C. State	0-0	0	0	0
Maryland	0-0	0	0	0
Clemson	2-6	13	0	0
Wake Forest <sup>2</sup>	12-19	128	2	1
North Carolina	3-6	55	0	0

Year	G/GS	Cmp	Att	Pct.	Yards	TD	Int
1996	5/0	12	32	.375	164	2	3
1997	2/0	5	17	.294	79	2	1
1998	11/0	4	10	.400	45	0	0
1999	11/2	35	80	.438	411	3	2
Total	29/2	56	139	.403	699	7	6

- Born October 26, 1976
- Jersey #7
- Lettered four seasons (1996-97-98-99)
- Came off the bench for injured starter Bobby Campbell (shoulder) to complete 5-of-16 (.313) passes for 79 yards with two TDs and one INT in 51-27 home loss to No. 4 Florida State on October 11, 1997
- First career start came on September 25, 1999, against Vanderbilt; completed 0-of-4 (.000) passes in a 31-14 home loss; replaced by Bobby Campbell after Duke produced two net offensive yards on three possessions
- Only other starting assignment came on November 13, 1999, against Wake Forest for Senior Day; completed 12-of-19 (.632) passes for 128 yards with two TDs and one INT in a 48-35 home win
- Career rushing: 41-(-61) (-1.49 avg.; 2 TDs)

Dave Trice

Charlottesville, Va.

Opponent	C-A	Yds	TD	Int
South Carolina	— DNP —			
Michigan	4-8	67	0	1
Maryland	6-7	91	0	0
Virginia	1-4	14	0	0
Clemson	2-2	44	0	0
Army	9-20	129	0	1
Georgia Tech	0-2	0	0	1
N.C. State	— DNP —			
Wake Forest	— DNP —			
North Carolina	1-1	70	0	0

Year	G/GS	Cmp	Att	Pct.	Yards	TD	Int
1968	7/0	23	44	.523	415	0	3
Total	7/0	23	44	.523	415	0	3

- Born April 1, 1948
- Jersey #16
- Lettered two seasons (1968-69)
- Played for the freshman team in 1966, completing 34-of-61 (.557) passes for 470 yards and five TDs
- Slated to start at QB in 1968, but suffered knee injury in final pre-season scrimmage, opening the door for future three-time All-ACC selection Leo Hart to start the first of 31 straight games in the season-opener at South Carolina on September 21, 1968
- Moved to DB in for senior season (1969)
- Career rushing: 35-115 (3.29 avg.; 3 TDs)
- Career defense: 2 INTs

Dave Uible

Shaker Heights, Ohio

Opponent	C-A	Yds	TD	Int
Southern California	— DNP —			
South Carolina	0-0	0	0	0
Florida	— DNP —			
California	0-1	0	0	1
Clemson	— DNP —			
N.C. State	— DNP —			
Georgia Tech	— DNP —			
Maryland	— DNP —			
Wake Forest	0-1	0	0	0
North Carolina	— DNP —			

Opponent	C-A	Yds	TD	Int
South Carolina <sup>1</sup>	10-17	108	0	0
Virginia <sup>2</sup>	3-5	26	0	1
Maryland	— DNP —			
California	— DNP —			
Clemson	— DNP —			
N.C. State	— DNP —			
Georgia Tech	— DNP —			
Wake Forest	— DNP —			
Navy	— DNP —			
North Carolina	— DNP —			

Year	G/GS	Cmp	Att	Pct.	Yards	TD	Int
1962	3/0	0	2	.000	0	0	1
1963	2/2	13	22	.591	134	0	1
Total	5/2	13	24	.542	134	0	2

- Born January 18, 1942
- Jersey #13
- Lettered two seasons (1962-63)
- Left-handed QB
- First career start came in the season-opener on September 21, 1963, against South Carolina; completed 10-of-17 (.588) passes for 108 yards in a 22-14 home win
- In week two against Virginia on September 28, 1963, suffered knee injury in first half and missed the remainder of the season
- Career rushing: 14-6 (0.43 avg.)
- Lettered three seasons (1962-63-64) as a first baseman on the Duke baseball team; in 63 career games, batted .270 (61-of-226) with 37 runs scored, 10 doubles, five triples, four home runs and 48 RBI
- Two-time All-ACC selection on the diamond (2nd team in 1962 & 1st team in 1963)

Drew Walston College Park, Ga.

1982					
Opponent	C-A	Yds	TD	Int	
Tennessee	— DNP —				
South Carolina	0-0	0	0	0	
Virginia	1-1	4	0	0	
Navy	0-0	0	0	0	
Virginia Tech	0-0	0	0	0	
Clemson	0-0	0	0	0	
Maryland	0-0	0	0	0	
Georgia Tech	0-0	0	0	0	
Wake Forest	0-3	0	0	0	
N.C. State	0-0	0	0	0	
North Carolina	0-0	0	0	0	

1983					
Opponent	C-A	Yds	TD	Int	
Virginia	0-0	0	0	0	
Indiana	0-0	0	0	0	
South Carolina	0-0	0	0	0	
Miami (Fla.)	3-8	31	0	0	
Virginia Tech	0-0	0	0	0	
Clemson	0-0	0	0	0	
Maryland	2-2	15	0	0	
Georgia Tech	0-0	0	0	0	
Wake Forest	0-0	0	0	0	
N.C. State	0-0	0	0	0	
North Carolina	0-0	0	0	0	

1984					
Opponent	C-A	Yds	TD	Int	
Indiana <sup>1</sup>	1-3	6	0	1	
South Carolina <sup>2</sup>	6-12	59	0	2	
Army	1-1	11	0	0	
Virginia	4-6	43	0	1	
Virginia Tech	6-7	64	0	0	
Clemson <sup>3</sup>	13-26	185	0	1	
Maryland <sup>4</sup>	8-14	60	0	2	
Georgia Tech	2-3	5	0	0	
Wake Forest	0-0	0	0	0	
N.C. State	4-6	61	0	0	
North Carolina	0-0	0	0	0	

Year	G/GS	Cmp	Att	Pct.	Yards	TD	Int
1982	10/0	1	4	.250	4	0	0
1983	11/0	5	10	.500	46	0	0
1984	11/4	45	78	.577	494	0	7
1985	0/0	0	0	.000	0	0	0
Total	32/4	51	92	.554	544	0	7

- Born August 19, 1965
- Jersey #10
- Lettered four seasons (1982-83-84-85)
- First career start came in the season-opener on September 8, 1984; completed 1-of-3 (.333) passes for six yards with one INT in a 31-24 home win over Indiana
- Served as the holder on placement kicks
- Missed spring practice in 1985 due to shoulder surgery; did not see action that fall but did earn a varsity letter
- Career rushing: 28-(-110) (-3.93 avg.; 1 TD)

Glen Wild Pittsburgh, Pa.

1950					
Opponent	C-A	Yds	TD	Int	
South Carolina	0-0	0	0	0	
Pittsburgh	3-5	35	1	0	
Tennessee	1-3	2	0	2	
N.C. State	0-0	0	0	0	
Richmond	0-3	0	0	1	
Maryland	0-1	0	0	0	
Georgia Tech	0-0	0	0	0	
Wake Forest	0-0	0	0	0	
Virginia Tech	3-5	28	1	1	
North Carolina	0-0	0	0	0	

1951					
Opponent	C-A	Yds	TD	Int	
South Carolina	1-4	18	0	0	
Pittsburgh	0-0	0	0	0	
Tennessee	0-0	0	0	0	
N.C. State	0-0	0	0	0	
Virginia Tech	3-8	41	0	0	
Virginia	0-0	0	0	0	
Georgia Tech	0-0	0	0	0	
Wake Forest	0-0	0	0	0	
William & Mary	0-0	0	0	0	
North Carolina	0-0	0	0	0	

Year	G/GS	Cmp	Att	Pct.	Yards	TD	Int
1949	—	19	29	.655	288	2	1
1950	10/0	7	17	.412	65	2	4
1951	10/0	4	12	.333	59	0	0
Total	—	30	58	.517	412	4	5

- Born January 24, 1929
- Jersey #20
- Lettered three seasons (1949-50-51)
- Career rushing: 59-177 (3.00 avg.; 1 TD)
- Career punting: 7-272 (38.86 avg.)

Chris Wispelwey Pompton Plains, N.J.

2001					
Opponent	C-A	Yds	TD	Int	
Florida State	— DNP —				
Rice	— DNP —				
Northwestern	— DNP —				
Virginia	— DNP —				
Georgia Tech	— DNP —				
Wake Forest	— DNP —				
Maryland	0-1	0	0	0	
Vanderbilt	— DNP —				
N.C. State	— DNP —				
North Carolina	1-2	26	0	0	
Clemson	1-1	29	1	0	

2002					
Opponent	C-A	Yds	TD	Int	
East Carolina	— DNP —				
Louisville	— DNP —				
Northwestern	— DNP —				
Florida State	— DNP —				
Navy	3-3	27	0	0	
Virginia	— DNP —				
Wake Forest	— DNP —				
N.C. State	0-0	0	0	0	
Maryland	2-3	26	1	0	
Clemson	0-0	0	0	0	
Georgia Tech	0-0	0	0	0	
North Carolina	0-0	0	0	0	

Year	G/GS	Cmp	Att	Pct.	Yards	TD	Int
2001	3/0	2	4	.500	55	1	0
2002	6/0	5	6	.833	53	1	0
2003	0/0	0	0	.000	0	0	0
Total	9/0	7	10	.700	108	2	0

- Born April 12, 1982
- Jersey #10
- Lettered three seasons (2001-02-03)
- Redshirted in 2000
- Career rushing: 3-5 (1.67 avg.)

Al Woodall Erwin, N.C.

1966					
Opponent	C-A	Yds	TD	Int	
West Virginia	11-16	135	0	2	
Pittsburgh <sup>1</sup>	1-1	9	0	0	
Virginia	— DNP —				
Maryland	11-15	104	1	0	
Clemson <sup>2</sup>	3-15	54	0	1	
N.C. State <sup>3</sup>	13-24	180	1	1	
Georgia Tech	0-0	0	0	0	
Navy	0-0	0	0	0	
Notre Dame	— DNP —				
North Carolina	— DNP —				

1967					
Opponent	C-A	Yds	TD	Int	
Wake Forest <sup>4</sup>	8-11	177	1	0	
Michigan <sup>5</sup>	6-16	84	0	1	
South Carolina <sup>6</sup>	10-14	91	0	2	
Army <sup>7</sup>	4-11	39	0	1	
Virginia <sup>8</sup>	5-7	73	0	0	
Clemson <sup>9</sup>	9-19	83	0	0	
N.C. State <sup>10</sup>	11-20	145	0	1	
Georgia Tech <sup>11</sup>	12-25	166	1	3	
Navy <sup>12</sup>	6-9	71	0	0	
North Carolina <sup>13</sup>	8-18	80	0	1	

Year	G/GS	Cmp	Att	Pct.	Yards	TD	Int
1966	7/3	39	71	.549	482	2	4
1967	10/10	79	150	.527	1,009	2	9
Total	17/13	118	221	.534	1,491	4	13

- Born December 7, 1945
- Jersey #18
- Lettered two seasons (1966-67)
- Played on the freshman team in 1964; completed 35-of-58 (.603) passes for 442 yards
- Did not play in 1965
- First career start came on September 24, 1966; completed only pass attempt for nine yards in a 14-7 road win over Pittsburgh
- Slowed by elbow and ankle injuries in 1966
- Started all 10 games in 1967
- Career rushing: 60-214 (3.57 avg.)
- Second round selection (52nd overall pick) of the New York Jets in the 1969 AFL-NFL Common Draft
- Played six seasons (1969-74) with the Jets, starting a total of 19 games (5-14 as a starter)
- Saw action in 31 career games, completing 246-of-503 (.489) passes for 2,970 yards with 18 TDs and 23 INTs
- Served as backup to Hall of Fame QB Joe Namath
- Top seasons came in 1970 (1,265 passing yards with nine TDs) and 1973 (1,228 passing yards with nine TDs)

Career NFL Passing Statistics							
> New York Jets (1969-74)							
Year	G/GS	Cmp	Att	Pct.	Yards	TD	Int
1969	4/0	4	9	.444	67	0	2
1970	10/9	96	188	.511	1,265	9	9
1971	5/4	42	97	.433	395	0	2
1972	0/0	0	0	.000	0	0	0
1973	9/6	101	201	.502	1,228	9	8
1974	3/0	3	8	.375	15	0	2
Total	31/19	246	503	.489	2,970	18	23





**RECORDS**

# PASSING RECORDS

## Most Passing Yards, Quarter

1.	Ben Bennett (4th)	262 vs. Navy, 1982
2.	David Green (4th)	256 vs. Georgia Tech, 1997
3.	Sean Renfree (4th)	203 vs. Miami, 2012
4.	Ben Bennett (4th)	194 vs. N.C. State, 1983
	Sean Renfree (4th)	194 vs. Army, 2010
6.	Spencer Romine (2nd)	186 vs. Maryland, 1999

## Most Passing Yards, Half

1.	David Green (2nd)	335 vs. Georgia Tech, 1997
2.	Ben Bennett (2nd)	323 vs. Navy, 1982
3.	Anthony Dilweg (1st)	300 vs. Virginia, 1988
4.	Sean Renfree (2nd)	294 vs. Miami, 2012
5.	Dave Brown (1st)	291 vs. North Carolina, 1989
6.	Dave Brown (1st)	282 vs. N.C. State, 1989
7.	Ben Bennett (1st)	276 vs. Wake Forest, 1980
	Ben Bennett (2nd)	276 vs. N.C. State, 1983
9.	D. Bryant (2nd)	271 vs. N.C. State, 2001
10.	Anthony Dilweg (1st)	264 vs. The Citadel, 1988

## Most Passing Yards, Game

1.	Dave Brown	479 vs. North Carolina, 1989
2.	Anthony Dilweg	475 vs. Wake Forest, 1988
3.	Ben Bennett	469 vs. Wake Forest, 1980
4.	Thaddeus Lewis	459 vs. N.C. State, 2009
5.	Steve Slayden	458 vs. N.C. State, 1987
6.	Dave Brown	444 vs. Wake Forest, 1989
7.	Ben Bennett	442 vs. N.C. State, 1983
8.	Sean Renfree	432 vs. Miami, 2012
9.	Thaddeus Lewis	428 vs. Navy, 2007
10.	Anthony Boone	427 vs. Texas A&M, 2013
11.	Anthony Dilweg	410 vs. The Citadel, 1988
12.	Ben Bennett	407 vs. Wake Forest, 1982
13.	Spencer Romine	404 vs. Maryland, 1999
14.	D. Bryant	400 vs. N.C. State, 2001
15.	Ben Bennett	397 vs. Maryland, 1981
16.	Steve Slayden	396 vs. Georgia Tech, 1987
17.	Spence Fischer	395 vs. North Carolina, 1994
18.	Anthony Dilweg	391 vs. Virginia, 1988
19.	Thaddeus Lewis	387 vs. Wake Forest, 2009
20.	Dave Brown	385 vs. Clemson, 1991
21.	Spence Fischer	384 vs. North Carolina, 1993
22.	Anthony Dilweg	379 vs. Maryland, 1988
23.	Dave Brown	374 vs. N.C. State, 1989
24.	Steve Slayden	373 vs. Maryland, 1987
25.	Thaddeus Lewis	371 vs. Maryland, 2009
26.	Sean Renfree	368 vs. Boston College, 2011
27.	Ben Bennett	367 vs. Clemson, 1983
28.	Ben Bennett	363 vs. Navy, 1982
29.	Anthony Dilweg	362 vs. North Carolina, 1988
	Spence Fischer	362 vs. Army, 1995
31.	Spence Fischer	360 vs. Virginia, 1995
32.	Thaddeus Lewis	359 vs. Virginia Tech, 2009
33.	Sean Renfree	358 vs. Wake Forest, 2010
	Sean Renfree	358 vs. Cincinnati, 2012
35.	Anthony Dilweg	357 vs. N.C. State, 1988
	Spence Fischer	357 vs. Army, 1993
37.	Anthony Dilweg	353 vs. Northwestern, 1988
	Adam Smith	353 vs. N.C. State, 2002
39.	Thaddeus Lewis	350 vs. Richmond, 2009
	Sean Renfree	350 vs. Elon, 2010
41.	Anthony Dilweg	349 vs. Vanderbilt, 1988
42.	Spence Fischer	347 vs. N.C. State, 1995
43.	Thaddeus Lewis	343 vs. Virginia, 2009
44.	Billy Ray	341 vs. South Carolina, 1989
45.	Dave Brown	337 vs. North Carolina, 1990
46.	Ron Sally	336 vs. Virginia, 1981
47.	David Green	335 vs. Georgia Tech, 1997
	Sean Renfree	335 vs. FIU, 2011
49.	Dave Brown	334 vs. Maryland, 1991
	Sean Renfree	334 vs. Georgia Tech, 2010

## Most Passing Yards, Season

1.	Anthony Dilweg	1988	3,824
2.	Thaddeus Lewis	2009	3,330
3.	Sean Renfree	2010	3,131
4.	Sean Renfree	2012	3,113
5.	Ben Bennett	1983	3,086
6.	Ben Bennett	1982	3,033
7.	Steve Slayden	1987	2,924
8.	Sean Renfree	2011	2,891
9.	Dave Brown	1991	2,794
10.	Anthony Boone	2014	2,700
11.	Spence Fischer	1995	2,668
12.	Thomas Sirk	2015	2,625
13.	Spence Fischer	1993	2,561
14.	D. Bryant	2001	2,454
15.	Thaddeus Lewis	2007	2,430
16.	Spence Fischer	1994	2,285
17.	Anthony Boone	2013	2,260
18.	Leo Hart	1968	2,238
19.	Leo Hart	1970	2,236
20.	Thaddeus Lewis	2008	2,171
21.	Thaddeus Lewis	2006	2,134
22.	Ben Bennett	1980	2,050
23.	Billy Ray	1989	2,035
24.	Adam Smith	2002	2,031
25.	Steve Slayden	1985	1,937
26.	Steve Slayden	1986	1,914
27.	Leo Hart	1969	1,642
28.	Spencer Romine	1999	1,638
29.	Mike Schneider	2004	1,527
30.	Spence Fischer	1992	1,505
31.	Dave Brown	1989	1,479

## Most Passing Yards Per Game, Season

1.	Anthony Dilweg (3,824-11)	1988	347.64
2.	Steve Slayden (2,924-10)	1987	292.40
3.	Ben Bennett (3,086-11)	1983	280.54
4.	Thaddeus Lewis (3,330-12)	2009	277.50
5.	Ben Bennett (3,033-11)	1982	275.73

## Most Passing Yards, Career

1.	Thaddeus Lewis	2006-09	10,065
2.	Ben Bennett	1980-83	9,614
3.	Sean Renfree	2009-12	9,465
4.	Spence Fischer	1992-95	9,019
5.	Steve Slayden	1984-87	8,004
6.	Leo Hart	1968-70	6,116
7.	Anthony Boone	2011-14	5,789
8.	Dave Brown	1989-91	5,717
9.	Anthony Dilweg	1985-88	4,557
10.	D. Bryant	2000-01	3,902
11.	Spencer Romine	1997-00	3,545
12.	Mike Dunn	1975-78	3,511
13.	Billy Ray	1989-90	3,282
14.	Scotty Glacken	1963-65	3,179
15.	Mike Schneider	2003-05	3,098
16.	Bobby Campbell	1997-00	2,725
17.	Thomas Sirk	2013-present	2,692
18.	Adam Smith	2001-03	2,549
19.	Billy Cox	1948-50	2,455
20.	Walt Rappold	1959-62	1,988
21.	Hal Spears	1972-75	1,747
22.	Bob Corbett	1974-75	1,585
23.	David Green	1994-97	1,517
24.	Al Woodall	1966-67	1,501
25.	Brandon Connette	2010-13	1,410
26.	Stanley Driskell	1977-79	1,390

## Most Passing Yards Per Game, Career

1.	Sean Renfree (9,465-41)	2009-12	230.85
2.	Ben Bennett (9,614-42)	1980-83	228.91
3.	Spence Fischer (9,019-42)	1992-95	214.74
4.	Thaddeus Lewis (10,065-47)	2006-09	214.15
5.	Dave Brown (5,717-27)	1989-91	211.74

## Highest Pass Completion Pct., Game (15 att.)

1.	Sean Renfree (28-30)	.933 vs. Navy, 2010
2.	Spence Fischer (23-27)	.852 vs. Navy, 1994
3.	Anthony Boone (24-29)	.828 vs. Wake Forest, 2013
4.	Thaddeus Lewis (19-23)	.826 vs. Northwestern, 2007
5.	Ben Bennett (27-33)	.818 vs. Georgia Tech, 1983
	Steve Slayden (18-22)	.818 vs. Ohio, 1986
7.	Anthony Boone (31-38)	.816 vs. Navy, 2013
8.	Spence Fischer (29-36)	.806 vs. Army, 1993
9.	Thaddeus Lewis (40-50)	.800 vs. N.C. State, 2009
	Anthony Boone (16-20)	.800 vs. N.C. Central, 2013
11.	Sean Renfree (31-39)	.795 vs. Elon, 2010
12.	Sean Renfree (22-28)	.786 vs. Wake Forest, 2012
13.	Sean Renfree (41-53)	.773 vs. Boston College, 2011
14.	Ben Bennett (27-35)	.771 vs. North Carolina, 1983
15.	Bob Corbett (13-17)	.765 vs. North Carolina, 1974
	Dave Brown (13-17)	.765 vs. W. Carolina, 1990

## Highest Pass Completion Pct., Season (200 att.)

1.	Sean Renfree (297-441)	2012	.673
2.	Sean Renfree (282-434)	2011	.650
3.	Anthony Boone (206-322)	2013	.63975
4.	Ben Bennett (300-469)	1983	.63966
5.	Billy Ray (174-274)	1989	.635
6.	Ben Bennett (236-374)	1982	.631
7.	Thaddeus Lewis (224-361)	2008	.621
8.	Sean Renfree (285-464)	2010	.614
9.	Thaddeus Lewis (274-449)	2009	.610
10.	Anthony Dilweg (287-484)	1988	.593

## Highest Pass Completion Pct., Career (500 att.)

1.	Sean Renfree (898-1,389)	2009-12	.647
2.	Ben Bennett (820-1,375)	1980-83	.596
3.	Anthony Boone (540-923)	2011-14	.585
4.	Thaddeus Lewis (877-1,510)	2006-09	.58079
5.	Steve Slayden (699-1,204)	1984-87	.58056
6.	Anthony Dilweg (342-594)	1985-88	.576
7.	Spence Fischer (786-1,369)	1992-95	.574
8.	Leo Hart (486-877)	1968-70	.554
9.	Dave Brown (464-845)	1989-91	.549
10.	Mike Schneider (288-547)	2003-05	.527



**Highest Passing Efficiency, Game (15 att.)\***

1. Billy Cox	264.93 vs. Richmond, 1950
<i>(6-12, 213 yards, 3 TD, 1 INT)</i>	
2. Billy Ray	240.31 vs. Western Carolina, 1990
<i>(12-16, 197 yards, 3 TD, 0 INT)</i>	
3. Thomas Sirk	233.45 vs. N.C. Central, 2015
<i>(15-22, 315 yards, 3 TD, 0 INT)</i>	
4. David Green	223.48 vs. Georgia Tech, 1997
<i>(21-27, 335 yards, 4 TD, 1 INT)</i>	
5. Dave Brown	216.28 vs. Rutgers, 1991
<i>(18-26, 298 yards, 4 TD, 0 INT)</i>	
6. Thaddeus Lewis	215.49 vs. Northwestern, 2007
<i>(19-23, 246 yards, 3 TD, 0 INT)</i>	
7. Dave Brown	201.38 vs. Wake Forest, 1989
<i>(24-36, 444 yards, 4 TD, 1 INT)</i>	
8. Spence Fischer	198.61 vs. Navy, 1994
<i>(23-27, 286 yards, 2 TD, 0 INT)</i>	
9. Anthony Dilweg	197.88 vs. The Citadel, 1988
<i>(19-31, 410 yards, 3 TD, 1 INT)</i>	
10. Adam Smith	197.87 vs. North Carolina, 2002
<i>(12-17, 177 yards, 2 TD, 0 INT)</i>	

**Highest Passing Efficiency, Season (200 att.)**

1. Ben Bennett	1982	142.45
<i>(236-374, 3,033 yards, 20 TD, 12 INT)</i>		
2. Sean Renfree	2012	136.32
<i>(297-441, 3,113 yards, 19 TD, 10 INT)</i>		
3. Anthony Dilweg	1988	134.89
<i>(287-484, 3,824 yards, 24 TD, 18 INT)</i>		
4. Thaddeus Lewis	2009	134.46
<i>(274-449, 3,330 yards, 20 TD, 8 INT)</i>		
5. Billy Ray	1989	133.74
<i>(174-274, 2,035 yards, 15 TD, 14 INT)</i>		
6. Steve Slayden	1987	129.02
<i>(230-395, 2,924 yards, 20 TD, 16 INT)</i>		
7. Anthony Boone	2013	128.18
<i>(206-322, 2,260 yards, 13 TD, 13 INT)</i>		
8. Sean Renfree	2011	126.51
<i>(282-434, 2,891 yards, 14 TD, 11 INT)</i>		
9. Ben Bennett	1983	126.08
<i>(300-469, 3,086 yards, 17 TD, 12 INT)</i>		
10. Thaddeus Lewis	2007	125.67
<i>(199-360, 2,430 yards, 21 TD, 10 INT)</i>		
11. Spence Fischer	1994	125.07
<i>(204-346, 2,285 yards, 16 TD, 8 INT)</i>		
12. Thaddeus Lewis	2008	122.95
<i>(224-361, 2,171 yards, 15 TD, 6 INT)</i>		
13. Sean Renfree	2010	120.73
<i>(285-464, 3,131 yards, 14 TD, 17 INT)</i>		

**Highest Passing Efficiency, Career (500 att.)**

1. Anthony Dilweg	1985-88	128.94
<i>(342-594, 4,557 yards, 27 TD, 24 INT)</i>		
2. Sean Renfree	2009-12	128.25
<i>(898-1,389, 9,465 yards, 51 TD, 40 INT)</i>		
3. Ben Bennett	1980-83	123.28
<i>(820-1,375, 9,614 yards, 55 TD, 57 INT)</i>		
4. Thaddeus Lewis	2006-09	122.79
<i>(877-1,510, 10,065 yards, 67 TD, 40 INT)</i>		
5. Dave Brown	1989-91	120.33
<i>(464-845, 5,717 yards, 42 TD, 33 INT)</i>		
6. Anthony Boone	2011-14	119.57
<i>(540-923, 5,789 yards, 38 TD, 24 INT)</i>		
7. Steve Slayden	1984-87	117.92
<i>(699-1,204, 8,004 yards, 48 TD, 55 INT)</i>		
8. Spence Fischer	1992-95	117.61
<i>(786-1,369, 9,021 yards, 48 TD, 46 INT)</i>		
9. Leo Hart	1968-70	115.46
<i>(487-877, 6,116 yards, 23 TD, 32 INT)</i>		
10. D. Bryant	2000-01	101.07
<i>(316-642, 3,902 yards, 16 TD, 27 INT)</i>		

**Most Pass Completions, Quarter**

1. Ben Bennett (4th)	20 vs. Navy, 1982
2. Ben Bennett (4th)	16 vs. N.C. State, 1983
Thaddeus Lewis (4th)	16 vs. N.C. State, 2008
4. D. Bryant (4th)	15 vs. N.C. State, 2001
Thomas Sirk (4th)	15 vs. Miami, 2015

**Most Pass Completions, Half**

1. Ben Bennett (2nd)	25 vs. Navy, 1982
2. Ben Bennett (1st)	23 vs. Wake Forest, 1980
Dave Brown (1st)	23 vs. North Carolina, 1989
Thaddeus Lewis (2nd)	23 vs. N.C. State, 2008
5. Ben Bennett (2nd)	22 vs. Clemson, 1983
D. Bryant (2nd)	22 vs. N.C. State, 2001
Thaddeus Lewis (1st)	22 vs. N.C. State, 2009
8. David Green (2nd)	21 vs. Georgia Tech, 1997
Spence Fischer (1st)	21 vs. North Carolina, 1994
Thaddeus Lewis (2nd)	21 vs. Richmond, 2009
Sean Renfree (1st)	21 vs. Boston College, 2011

**Most Pass Completions, Game**

1. Sean Renfree	41 vs. Boston College, 2011
2. Thaddeus Lewis	40 vs. N.C. State, 2009
3. Ben Bennett	38 vs. Wake Forest, 1980
4. Thaddeus Lewis	37 vs. N.C. State, 2008
Sean Renfree	37 vs. Cincinnati, 2012
6. Sean Renfree	36 vs. Miami, 2012
7. Spence Fischer	35 vs. Virginia, 1995
Sean Renfree	35 vs. Boston College, 2010
9. Ben Bennett	34 vs. Clemson, 1983
Anthony Dilweg	34 vs. Maryland, 1988
Thaddeus Lewis	34 vs. North Carolina, 2008
Thaddeus Lewis	34 vs. Richmond, 2009

**Most Pass Completions, Season**

1. Ben Bennett	1983	300
2. Sean Renfree	2012	297
3. Anthony Dilweg	1988	287
4. Sean Renfree	2010	285
5. Sean Renfree	2011	282
6. Thaddeus Lewis	2009	274
7. Spence Fischer	1995	256
8. Anthony Boone	2014	255
9. Thomas Sirk	2015	251
10. Ben Bennett	1982	236

**Most Pass Completions Per Game, Season**

1. Ben Bennett (300-11)	1983	27.27
2. Anthony Dilweg (287-11)	1988	26.09
3. Sean Renfree (297-12)	2012	24.75
4. Sean Renfree (285-12)	2010	23.75
5. Sean Renfree (282-12)	2011	23.50

**Most Pass Completions, Career**

1. Sean Renfree	2009-12	898
2. Thaddeus Lewis	2006-09	877
3. Ben Bennett	1980-83	820
4. Spence Fischer	1992-95	786
5. Steve Slayden	1984-87	699
6. Anthony Boone	2011-14	540
7. Leo Hart	1968-70	486
8. Dave Brown	1989-91	464
9. Anthony Dilweg	1985-88	342
10. D. Bryant	2000-01	316

**Most Pass Completions Per Game, Career**

1. Sean Renfree (898-41)	2009-12	21.90
2. Ben Bennett (820-42)	1980-83	19.52
3. Spence Fischer (786-42)	1992-95	18.71
4. Thaddeus Lewis (877-47)	2006-09	18.66
5. Steve Slayden (699-40)	1984-87	17.48

**Most Pass Attempts, Quarter**

1. Anthony Boone (4th)	26 vs. Miami, 2014
2. Ben Bennett (4th)	24 vs. Navy, 1982
Ben Bennett (4th)	24 vs. N.C. State, 1983
D. Bryant (2nd)	24 vs. Clemson, 2001
Thomas Sirk (4th)	24 vs. Miami, 2015
6. D. Bryant (4th)	23 vs. N.C. State, 2001
Sean Renfree (4th)	23 vs. Maryland, 2010
8. Thaddeus Lewis (4th)	22 vs. N.C. State, 2008

**Most Pass Attempts, Half**

1. D. Bryant (1st)	41 vs. Clemson, 2001
2. Dave Brown (1st)	39 vs. North Carolina, 1989
3. Sean Renfree (2nd)	37 vs. Maryland, 2010
4. Spence Fischer (1st)	35 vs. North Carolina, 1994
5. Ben Bennett (2nd)	34 vs. Clemson, 1983
Thaddeus Lewis (2nd)	34 vs. Richmond, 2009
7. Steve Slayden (2nd)	33 vs. N.C. State, 1987
Anthony Dilweg (2nd)	33 vs. N.C. State, 1988
Spence Fischer (2nd)	33 vs. Virginia, 1995
D. Bryant (2nd)	33 vs. N.C. State, 2001
Anthony Boone (2nd)	33 vs. Miami, 2014

**Most Pass Attempts, Game**

1. Ben Bennett	62 vs. Wake Forest, 1980
Steve Slayden	62 vs. N.C. State, 1987
3. Sean Renfree	59 vs. Miami, 2012
4. Anthony Dilweg	57 vs. Maryland, 1988
Spence Fischer	57 vs. North Carolina, 1994
6. Anthony Dilweg	56 vs. N.C. State, 1988
Spence Fischer	56 vs. Virginia, 1995
D. Bryant	56 vs. Clemson, 2001
Sean Renfree	56 vs. Maryland, 2010
10. Thaddeus Lewis	55 vs. Richmond, 2009
11. Dave Brown	54 vs. North Carolina, 1989
12. Four times; last by S. Renfree	53 vs. Boston College, 2011

**Most Pass Attempts, Season**

1. Anthony Dilweg	1988	484
2. Ben Bennett	1983	469
3. Sean Renfree	2010	464
4. Anthony Boone	2014	453
5. Thaddeus Lewis	2009	449
6. Sean Renfree	2012	441
7. Spence Fischer	1995	438
8. Dave Brown	1991	437
9. Sean Renfree	2011	434
10. Thomas Sirk	2015	427

**Most Pass Attempts Per Game, Season**

1. Anthony Dilweg (484-11)	1988	44.00
2. Ben Bennett (469-11)	1983	42.64
3. Spence Fischer (438-11)	1995	39.82
4. Dave Brown (437-11)	1991	39.73
5. Steve Slayden (395-10)	1987	39.50

**Most Pass Attempts, Career**

1. Thaddeus Lewis	2006-09	1,510
2. Sean Renfree	2009-12	1,389
3. Ben Bennett	1980-83	1,375
4. Spence Fischer	1992-95	1,369
5. Steve Slayden	1984-87	1,204
6. Anthony Boone	2011-14	923
7. Leo Hart	1968-70	872
8. Dave Brown	1989-91	845
9. D. Bryant	2000-01	642
10. Anthony Dilweg	1985-88	594

**Most Pass Attempts Per Game, Career**

1. Sean Renfree (1,389-41)	2009-12	33.88
2. Ben Bennett (1,375-42)	1980-83	32.74
3. Spence Fischer (1,369-42)	1992-95	32.60
4. Thaddeus Lewis (1,510-47)	2006-09	32.13
5. Dave Brown (845-27)	1989-91	31.30

\*Minimum 11 attempts pre-1965 per NCAA standards



**Average Yards Per Completion, Game (15 att.)**

1.	Stanley Driskell (6-153)	25.50 vs. Ga. Tech, 1978
2.	Anthony Dilweg (19-410)	21.58 vs. The Citadel, 1988
3.	Thomas Sirk (15-315)	21.00 vs. N.C. Central, 2015
4.	Bob Albright (6-125)	20.83 vs. N.C. State, 1972
5.	Leo Hart (13-260)	20.00 vs. North Carolina, 1970
6.	Ben Bennett (21-407)	19.38 vs. Wake Forest, 1982
7.	Ron Sally (18-336)	18.67 vs. Virginia, 1981
8.	Thaddeus Lewis (23-438)	18.61 vs. Navy, 2007
9.	Dave Brown (24-444)	18.50 vs. Wake Forest, 1989
10.	D. Bryant (11-201)	18.27 vs. Georgia Tech, 2001

**Average Yards Per Completion, Season (200 att.)**

1.	Leo Hart (162-2,238)	1968	13.82
2.	Anthony Dilweg (287-3,824)	1988	13.324
3.	Spencer Romine (123-1,638)	1999	13.317
4.	Ben Bennett (110-1,445)	1981	13.126
5.	D. Bryant (187-2,454)	2001	13.123
6.	Ben Bennett (236-3,033)	1982	12.85
7.	Steve Slayden (230-2,924)	1987	12.71
8.	Scotty Glacken (101-1,265)	1963	12.53
9.	Thaddeus Lewis (274-3,330)	2009	12.15

**Average Yards Per Completion, Career (500 att.)**

1.	Anthony Dilweg (342-4,557)	1985-88	13.33
2.	Spencer Romine (281-3,545)	1997-00	12.62
3.	Leo Hart (486-6,116)	1968-70	12.58
4.	D. Bryant (316-3,902)	2000-01	12.34
5.	Dave Brown (464-5,717)	1989-91	12.32
6.	Mike Dunn (288-3,511)	1975-78	12.19
7.	Thaddeus Lewis (877-10,065)	2006-09	11.48

**Average Yards Per Attempt, Game (15 att.)**

1.	Ron Salley (26-336)	12.92 vs. Virginia, 1981
2.	David Green (27-335)	12.41 vs. Georgia Tech, 1997
3.	Dave Brown (36-444)	12.33 vs. Wake Forest, 1989
4.	Billy Ray (16-197)	12.31 vs. W. Carolina, 1990

**Average Yards Per Attempt, Season (200 att.)**

1.	Ben Bennett (374-3,033)	1982	8.11
2.	Anthony Dilweg (484-3,824)	1988	7.90
3.	Leo Hart (301-2,238)	1968	7.44
4.	Billy Ray (274-2,035)	1989	7.43
5.	Thaddeus Lewis (449-3,330)	2009	7.42
6.	Steve Slayden (395-2,924)	1987	7.40
7.	Leo Hart (308-2,236)	1970	7.26
8.	Ben Bennett (202-1,445)	1981	7.15
9.	Sean Renfree (441-3,113)	2012	7.06
10.	Anthony Boone (322-2,260)	2013	7.02

**Average Yards Per Attempt, Career (500 att.)**

1.	Anthony Dilweg (594-4,559)	1985-88	7.67
2.	Ben Bennett (1,375-9,614)	1980-83	6.99
3.	Leo Hart (877-6,116)	1968-70	6.97
4.	Sean Renfree (1,389-9,465)	2009-12	6.81
5.	Dave Brown (845-5,717)	1989-91	6.77
6.	Thaddeus Lewis (1,510-10,065)	2006-09	6.67
7.	Steve Slayden (1,204-8,004)	1984-87	6.65
8.	Spence Fischer (1,369-9,021)	1992-95	6.59
9.	Anthony Boone (923-5,789)	2011-14	6.27
10.	Spencer Romine (571-3,545)	1997-00	6.21

**Most Touchdown Passes, Quarter**

1.	David Green (4th)	4 vs. Georgia Tech, 1997
2.	Ben Bennett (4th)	3 vs. Navy, 1982
	Dave Brown (2nd)	3 vs. N.C. State, 1989

**Most Touchdown Passes, Half**

1.	Scotty Glacken (1st)	4 vs. Rice, 1965
	Dave Brown (1st)	4 vs. N.C. State, 1989
	David Green (2nd)	4 vs. Georgia Tech, 1997
	Sean Renfree (2nd)	4 vs. Miami, 2012

**Most Touchdown Passes, Game**

1.	Steve Slayden	6 vs. Georgia Tech, 1987
2.	Thaddeus Lewis	5 vs. N.C. State, 2009
3.	Scotty Glacken	4 vs. Clemson, 1963
	Scotty Glacken	4 vs. Rice, 1965
	Ben Bennett	4 vs. Clemson, 1983
	Steve Slayden	4 vs. Vanderbilt, 1987
	Billy Ray	4 vs. Northwestern, 1989
	Dave Brown	4 vs. Wake Forest, 1989
	Dave Brown	4 vs. N.C. State, 1989
	Steve Prince	4 vs. North Carolina, 1992
	Spence Fischer	4 vs. North Carolina, 1994
	David Green	4 vs. Georgia Tech, 1997
	Thaddeus Lewis	4 vs. North Carolina, 2006
	Thaddeus Lewis	4 vs. Navy, 2007
	Thaddeus Lewis	4 vs. Wake Forest, 2007
	Sean Renfree	4 vs. Wake Forest, 2010
	Sean Renfree	4 vs. Georgia Tech, 2011
	Sean Renfree	4 vs. Memphis, 2012
	Anthony Boone	4 vs. Virginia, 2012
	Sean Renfree	4 vs. Miami, 2012
	Brandon Connette	4 vs. Pittsburgh, 2013
	Anthony Boone	4 vs. Elon, 2014
	Thomas Sirk	4 vs. Virginia Tech, 2015

**Most Touchdown Passes, Season**

1.	Anthony Dilweg	1988	24
2.	Thaddeus Lewis	2007	21
3.	Ben Bennett	1982	20
	Steve Slayden	1987	20
	Dave Brown	1991	20
	Thaddeus Lewis	2009	20
7.	Sean Renfree	2012	19
	Anthony Boone	2014	19
9.	Ben Bennett	1983	17
10.	Spence Fischer	1994	16
	Thomas Sirk	2015	16

**Most Touchdown Passes, Career**

1.	Thaddeus Lewis	2006-09	67
2.	Ben Bennett	1980-83	55
3.	Sean Renfree	2009-12	51
4.	Spence Fischer	1992-95	48
	Steve Slayden	1984-87	48
6.	Dave Brown	1989-91	42
7.	Anthony Boone	2011-14	38
8.	Anthony Dilweg	1985-88	27
9.	Scotty Glacken	1963-65	24
10.	Leo Hart	1968-70	23
	Billy Ray	1989-90	23

**Most Games, 1+ Touchdown Passes, Season**

1.	Ben Bennett	1982	11
	Anthony Dilweg	1988	11
	Thaddeus Lewis	2007	11
4.	Thaddeus Lewis	2009	10
	Anthony Boone	2014	10
6.	Scotty Glacken	1963	9
	Ben Bennett	1980	9
	Ben Bennett	1983	9
	Dave Brown	1991	9
	Spence Fischer	1994	9
	Sean Renfree	2010	9
	Sean Renfree	2012	9
	Thomas Sirk	2015	9

**Most Games, 1+ Touchdown Passes, Career**

1.	Thaddeus Lewis	2006-09	36
2.	Ben Bennett	1980-83	34
3.	Sean Renfree	2009-12	29
4.	Steve Slayden	1984-87	27
	Spence Fischer	1992-95	27
6.	Dave Brown	1989-91	18
	Anthony Boone	2011-14	18

**Most Games, 2+ Touchdown Passes, Season**

1.	Anthony Dilweg	1988	8
2.	Ben Bennett	1982	6
	Thaddeus Lewis	2008	6
	Dave Brown	1991	6
	Thaddeus Lewis	2009	6
	Anthony Boone	2014	6
7.	Steve Slayden	1987	5
	Billy Ray	1989	5
	Spence Fischer	1993	5
	Spence Fischer	1994	5
	Thaddeus Lewis	2007	5
	Sean Renfree	2012	5
	Anthony Boone	2013	5

**Most Games, 2+ Touchdown Passes, Career**

1.	Thaddeus Lewis	2006-09	19
2.	Spence Fischer	1992-95	15
3.	Ben Bennett	1980-83	14
4.	Sean Renfree	2009-12	13
5.	Dave Brown	1989-91	12
	Anthony Boone	2011-14	12

**Most Games, 3+ Touchdown Passes, Season**

1.	Anthony Dilweg	1988	5
2.	Dave Brown	1989	4
	Dave Brown	1991	4
4.	Ben Bennett	1982	3
	Ben Bennett	1983	3
	Steve Slayden	1987	3
	Billy Ray	1989	3
	Thaddeus Lewis	2007	3
	Sean Renfree	2012	3
	Anthony Boone	2013	3

**Most Games, 3+ Touchdown Passes, Career**

1.	Dave Brown	1989-91	8
2.	Thaddeus Lewis	2006-09	7
3.	Ben Bennett	1980-83	6
	Anthony Boone	2011-14	6
5.	Steve Slayden	1984-87	5
	Anthony Dilweg	1985-88	5
	Spence Fischer	1992-95	5
	Sean Renfree	2009-12	5

**Most Games, 4+ Touchdown Passes, Season**

1.	Steve Slayden	1987	2
	Dave Brown	1989	2
	Thaddeus Lewis	2007	2
	Sean Renfree	2012	2

**Most Games, 4+ Touchdown Passes, Career**

1.	Thaddeus Lewis	2006-09	4
	Sean Renfree	2009-12	4
3.	Scotty Glacken	1963-65	2
	Steve Slayden	1984-87	2
	Dave Brown	1989-91	2
	Anthony Boone	2011-14	2

**Most Consecutive Games, 1+ TD Pass**

1.	Ben Bennett	17
	<i>(All 11 games of 1982; first 6 games of 1983)</i>	
2.	Thaddeus Lewis	12
	<i>(Last 2 games of 2006; first 10 games of 2007)</i>	
3.	Anthony Dilweg	11
	<i>(All 11 games of 1988)</i>	
4.	Spence Fischer	10
	<i>(Last 7 games of 1994; first 3 games of 1995)</i>	

**Most Consecutive Games, 2+ TD Pass**

1.	Ben Bennett	4
	<i>(1982: South Carolina, Virginia, Navy &amp; Virginia Tech)</i>	
	Anthony Dilweg	4
	<i>(1988: Northwestern, Tennessee, The Citadel &amp; Virginia)</i>	
	Dave Brown	4
	<i>(1990: N. Carolina; 1991: S. Carolina, Rutgers &amp; Colgate)</i>	
	Thaddeus Lewis	4
	<i>(2007: Northwestern, Navy, Miami &amp; Wake Forest)</i>	
	Thaddeus Lewis	4
	<i>(2009: N.C. Central, Virginia Tech, N.C. State &amp; Maryland)</i>	

**Most Seasons, 10+ Touchdown Passes**

1.	Thaddeus Lewis	(2006-07-08-09)	4
2.	Ben Bennett	(1980-82-83)	3
	Steve Slayden	(1985-86-87)	3
	Spence Fischer	(1993-94-95)	3
	Sean Renfree	(2010-11-12)	3
6.	Dave Brown	(1989-91)	2
	Anthony Boone	(2013-14)	2

**Most Seasons, 15+ Touchdown Passes**

1.	Thaddeus Lewis	(2007-08-09)	3
2.	Ben Bennett	(1982-83)	2
3.	Steve Slayden	(1987)	1
	Anthony Dilweg	(1988)	1
	Billy Ray	(1989)	1
	Dave Brown	(1991)	1
	Spence Fischer	(1994)	1
	Sean Renfree	(2012)	1
	Anthony Boone	(2014)	1
	Thomas Sirk	(2015)	1

**Most Seasons, 20+ Touchdown Passes**

1.	Thaddeus Lewis	(2007-09)	2
2.	Ben Bennett	(1982)	1
	Steve Slayden	(1987)	1
	Anthony Dilweg	(1988)	1
	Dave Brown	(1991)	1

**Most Consecutive Games, 100+ Passing Yards**

1.	Spence Fischer	32
	<i>(Last 10 games of 1993; all 11 games of 1994; all 11 games of 1995)</i>	
2.	Sean Renfree	31
	<i>(All 12 games of 2010; all 12 games of 2011; first 8 games of 2012*)</i>	
3.	Ben Bennett	23
	<i>(Last game of 1981; all 11 games of 1982; all 11 games of 1983)</i>	
	Thaddeus Lewis	23
	<i>(Last 7 games of 2006; all 12 games of 2007; first 4 games of 2008)</i>	
5.	Anthony Boone	22
	<i>(Last 9 games of 2013; all 13 games of 2014)</i>	

\*Did not play vs. Virginia in Week 6

**Most Consecutive Games, 200+ Passing Yards**

1.	Anthony Dilweg	(All 11 games of 1988)	11
2.	Sean Renfree	(First 8 games of 2012*)	7

\*Did not play vs. Virginia in Week 6

**Most Consecutive Games, 300+ Passing Yards**

1.	Anthony Dilweg	(First 5 games of 1988)	5
2.	Thaddeus Lewis	(Games 5-6-7-8 of 2009)	4
3.	Anthony Dilweg	(Last 3 games of 1988)	3

**Most Games, 100+ Passing Yards, Season**

1.	Anthony Boone	2014	13
2.	Thaddeus Lewis	2007	12
	Sean Renfree	2010	12
	Sean Renfree	2011	12
	Thomas Sirk	2015	12
6.	Ben Bennett	1982	11
	Ben Bennett	1983	11
	Anthony Dilweg	1988	11
	Dave Brown	1991	11
	Spence Fischer	1995	11
	Thaddeus Lewis	2009	11
	Sean Renfree	2012	11

**Most Games, 100+ Passing Yards, Career**

1.	Thaddeus Lewis	2006-09	42
2.	Spence Fischer	1992-95	39
3.	Ben Bennett	1980-83	38
4.	Steve Slayden	1984-87	37
	Sean Renfree	2009-12	37

**Most Games, 200+ Passing Yards, Season**

1.	Anthony Dilweg	1988	11
2.	Sean Renfree	2012	10
3.	Leo Hart	1968	9
	Ben Bennett	1982	9
	Ben Bennett	1983	9
	Steve Slayden	1987	9
	Sean Renfree	2010	9
	Sean Renfree	2011	9
9.	Leo Hart	1970	8
	Spence Fischer	1995	8
	Thaddeus Lewis	2009	8

**Most Games, 200+ Passing Yards, Career**

1.	Sean Renfree	2009-12	28
2.	Ben Bennett	1980-83	25
3.	Thaddeus Lewis	2006-09	24
4.	Spence Fischer	1992-95	21
5.	Leo Hart	1968-70	20

**Most Games, 300+ Passing Yards, Season**

1.	Anthony Dilweg	1988	9
2.	Thaddeus Lewis	2009	7
3.	Sean Renfree	2010	5
4.	Ben Bennett	1983	4
	Dave Brown	1991	4
	Spence Fischer	1995	4
7.	Ben Bennett	1982	3
	Steve Slayden	1987	3
	Dave Brown	1989	3
	Spence Fischer	1993	3
	Sean Renfree	2011	3
	Sean Renfree	2012	3

**Most Games, 300+ Passing Yards, Career**

1.	Thaddeus Lewis	2006-09	11
	Sean Renfree	2009-12	11
3.	Anthony Dilweg	1985-88	10
4.	Ben Bennett	1980-83	9
5.	Dave Brown	1989-91	8

**Most Games, 400+ Passing Yards, Season**

1.	Anthony Dilweg	1988	2
	Dave Brown	1989	2

**Most Games, 400+ Passing Yards, Career**

1.	Ben Bennett	1980-83	3
2.	Anthony Dilweg	1985-88	2
	Dave Brown	1989-91	2
	Thaddeus Lewis	2006-09	2
5.	Steve Slayden	1984-87	1
	Spencer Romine	1997-00	1
	D. Bryant	1998-00	1
	Sean Renfree	2009-12	1
	Anthony Boone	2011-14	1

**Touchdown-to-Interception Ratio, Season (10 TD)**

1.	Thaddeus Lewis	(15-6)	2008	2.50-1
	Thaddeus Lewis	(20-8)	2009	2.50-1
3.	Anthony Boone	(19-8)	2014	2.38-1
4.	Dave Brown	(14-6)	1989	2.33-1
5.	Brandon Connette	(13-6)	2013	2.17-1
6.	Thaddeus Lewis	(21-10)	2007	2.10-1
7.	Spence Fischer	(16-8)	1994	2.00-1
	Thomas Sirk	(16-8)	2015	2.00-1
9.	Sean Renfree	(19-10)	2012	1.90-1
10.	Ben Bennett	(20-12)	1982	1.67-1
11.	Scotty Glacken	(12-8)	1963	1.50-1
12.	Ben Bennett	(17-12)	1983	1.42-1
13.	Anthony Dilweg	(24-18)	1988	1.33-1
	Dave Brown	(20-15)	1991	1.33-1
	Adam Smith	(12-9)	2002	1.33-1

**Touchdown-to-Interception Ratio, Career (20 TD)**

1.	Thaddeus Lewis	(67-40)	2006-09	1.68-1
2.	Anthony Boone	(38-24)	2011-14	1.58-1
3.	Sean Renfree	(51-40)	2009-12	1.28-1
4.	Dave Brown	(42-33)	1989-91	1.27-1
5.	Billy Ray	(23-19)	1989-90	1.21-1
6.	Anthony Dilweg	(27-24)	1985-88	1.13-1
7.	Scotty Glacken	(24-23)	1963-65	1.04-1
	Spence Fischer	(48-46)	1992-95	1.04-1

**Pass Completion-to-Interception Ratio, Season (200)**

1.	Thaddeus Lewis	(224-6)	2008	37.33-1
2.	Thaddeus Lewis	(274-8)	2009	34.25-1
3.	Anthony Boone	(255-8)	2014	31.88-1
4.	Thomas Sirk	(251-8)	2015	31.38-1
5.	Sean Renfree	(297-10)	2012	29.00-1
6.	Sean Renfree	(282-11)	2011	25.64-1
7.	Spence Fischer	(204-8)	1994	25.50-1
8.	Ben Bennett	(300-12)	1983	25.00-1

**Pass Completion-to-Interception Ratio, Career (500)**

1.	Anthony Boone	(540-24)	2011-14	22.50-1
2.	Sean Renfree	(898-40)	2009-12	22.45-1
3.	Thaddeus Lewis	(877-40)	2006-09	21.93-1
4.	Spence Fischer	(786-46)	1992-95	17.09-1
5.	Leo Hart	(486-32)	1968-70	15.19-1
6.	Mike Schneider	(288-19)	2003-05	15.16-1

**Pass Attempt-to-Interception Ratio, Season (200)**

1.	Thaddeus Lewis	(361-6)	2008	60.17-1
2.	Anthony Boone	(453-8)	2014	56.63-1
3.	Thaddeus Lewis	(449-8)	2009	56.13-1
4.	Thomas Sirk	(427-8)	2015	53.38-1
5.	Sean Renfree	(441-10)	2012	44.10-1
6.	Spence Fischer	(346-8)	1994	43.25-1
7.	Sean Renfree	(434-11)	2011	39.45-1
8.	Ben Bennett	(469-12)	1983	39.08-1
9.	Mike Schneider	(253-7)	2004	36.14-1
10.	Thaddeus Lewis	(360-10)	2007	36.00-1

**Pass Attempt-to-Interception Ratio, Career (500)**

1.	Anthony Boone	(923-24)	2011-14	38.46-1
2.	Thaddeus Lewis	(1,510-40)	2006-09	37.75-1
3.	Sean Renfree	(1,389-46)	2009-12	34.73-1
4.	Spence Fischer	(1,369-46)	1992-95	29.76-1
5.	Mike Schneider	(547-19)	2003-05	28.79-1
6.	Leo Hart	(877-32)	1968-70	27.41-1

**Most Touchdown Passes of 20+ Yards, Game**

1. Billy Cox (66, 48 & 46)	3 vs. Richmond, 1950
Scotty Glacken (28, 28 & 24)	3 vs. Clemson, 1963
Steve Slayden (73, 37 & 28)	3 vs. Vanderbilt, 1987
Anthony Boone (54, 45 & 37)	3 vs. Virginia, 2012
Thomas Sirk (89, 43 & 24)	3 vs. N.C. Central, 2015
6. 48 with 2; last Anthony Boone (54 & 22)	2 vs. Syracuse, 2014

**Most Touchdown Passes of 20+ Yards, Season**

1. Ben Bennett	1982	11
Sean Renfree	2012	11
3. Thaddeus Lewis	2007	10
4. Dave Brown	1991	9
Steve Slayden	1987	9
Thaddeus Lewis	2009	9
7. Ben Bennett	1980	8
Dave Brown	1989	8
Thaddeus Lewis	2008	8
Anthony Boone	2014	8

**Most Touchdown Passes of 20+ Yards, Career**

1. Thaddeus Lewis	2006-09	31
2. Ben Bennett	1980-83	29
3. Sean Renfree	2009-12	26
4. Dave Brown	1989-91	20
Steve Slayden	1984-87	20
6. Spence Fischer	1992-95	16
Anthony Boone	2011-14	16
8. Leo Hart	1968-70	12
9. Scotty Glacken	1963-65	11
10. Anthony Dilweg	1985-88	9

**Most Touchdown Passes of 50+ Yards, Game**

1. George Harris (50 & 55)	2 vs. Wake Forest, 1959
Scotty Glacken (60 & 62)	2 vs. Rice, 1965
Dave Brown (76 & 97)	2 vs. Wake Forest, 1989
Dave Brown (55 & 72)	2 vs. Clemson, 1991
Thaddeus Lewis (69 & 76)	2 vs. Navy, 2007
Thaddeus Lewis (56 & 62)	2 vs. Wake Forest, 2009
Sean Renfree (51 & 70)	2 vs. Wake Forest, 2010
Brandon Connette (62 & 75)	2 vs. Pittsburgh, 2013

**Most Touchdown Passes of 50+ Yards, Season**

1. Thaddeus Lewis	2007	5
Sean Renfree	2012	5
3. Walt Rappold	1961	3
Dave Brown	1991	3
Thaddeus Lewis	2009	3
Sean Renfree	2010	3
Brandon Connette	2013	3

**Most Touchdown Passes of 50+ Yards, Career**

1. Sean Renfree	2009-12	10
2. Thaddeus Lewis	2006-09	8
3. Dave Brown	1989-91	5
Anthony Boone	2011-14	5
5. Scotty Glacken	1963-65	4
Ben Bennett	1980-83	4

**Most Passing Yards, 2 Consecutive Games**

1. Dave Brown, 1989 (374 vs. NCS & 479 vs. NC)	853
2. Anthony Dilweg, 1988 (475 vs. WF & 357 vs. NCS)	832
3. Thaddeus Lewis, 2009 (459 vs. NCS & 371 vs. MD)	830
4. Dave Brown, 1989 (444 vs. WF & 374 vs. NCS)	818
Thaddeus Lewis, 2009 (359 vs. VT & 459 vs. NCS)	818
6. Anthony Dilweg, 1988 (410 vs. CIT & 381 vs. UVa)	801

**Most Passing Yards, 3 Consecutive Games**

1. Dave Brown, 1989 (444 vs. Wake Forest, 374 vs. N.C. State & 479 vs. N. Carolina)	1,297
2. Anthony Dilweg, 1988 (475 vs. Wake Forest, 357 vs. N.C. State & 362 vs. North Carolina)	1,194
3. Thaddeus Lewis, 2009 (359 vs. Virginia Tech, 459 vs. N.C. State & 371 vs. Maryland)	1,189
4. Thaddeus Lewis, 2009 (459 vs. N.C. State, 371 vs. Maryland & 343 vs. Virginia)	1,173
5. Anthony Dilweg, 1988 (410 vs. The Citadel, 381 vs. Virginia & 349 vs. Vanderbilt)	1,150
6. Steve Slayden, 1987 (396 vs. Georgia Tech, 281 vs. Wake Forest & 458 vs. N.C. State)	1,135

**Most Touchdown Passes, 2 Consecutive Games**

1. Dave Brown, 1989 (4 vs. WF & 4 vs. NCS)	8
2. Steve Slayden, 1987 (1 vs. MD & 6 vs. GT)	7
Steve Slayden, 1987 (6 vs. GT & 1 vs. WF)	7
Thaddeus Lewis, 2009 (2 vs. VT & 5 vs. NCS)	7
Thaddeus Lewis, 2009 (5 vs. NCS & 2 vs. MD)	7
Sean Renfree, 2012 (3 vs. NCCU & 4 vs. MEM)	7
Brandon Connette, 2013 (4 vs. PITT & 3 vs. TROY)	7
Anthony Boone, 2013-14 (3 vs. TAMU <sup>13</sup> & 4 vs. ELON <sup>14</sup> )	7
9. Ben Bennett, 1982 (3 vs. UVa & 3 vs. NAVY)	6
Anthony Dilweg, 1988 (3 vs. TENN & 3 vs. CIT)	6
Anthony Dilweg, 1988 (3 vs. CIT & 3 vs. UVa)	6
Thaddeus Lewis, 2007 (4 vs. NAVY & 2 vs. MIA)	6
Thaddeus Lewis, 2007 (2 vs. MIA & 4 vs. WF)	6
Sean Renfree, 2010 (2 vs. ELON & 4 vs. WF)	6

**Most Touchdown Passes, 3 Consecutive Games**

1. Dave Brown, 1989 (4 vs. Wake Forest, 4 vs. N.C. State & 3 vs. North Carolina)	11
2. Steve Slayden, 1987 (6 vs. Georgia Tech, 1 vs. Wake Forest & 3 vs. N.C. State)	10
Thaddeus Lewis, 2007 (4 vs. Navy, 2 vs. Miami & 4 vs. Wake Forest)	10
4. Anthony Dilweg, 1988 (3 vs. Tennessee, 3 vs. The Citadel & 3 vs. Virginia)	9
Thaddeus Lewis, 2009 (2 vs. N.C. Central, 2 vs. Virginia Tech & 5 vs. N.C. State)	9
Thaddeus Lewis, 2009 (2 vs. Virginia Tech, 5 vs. N.C. State & 2 vs. Maryland)	9

**Most TD Passes By A Combination, Game**

1. David Green to Corey Thomas (36, 19, 4, 18 yards)	4 vs. Georgia Tech, 1997
Thaddeus Lewis to Eron Riley (76, 35, 9, 69 yards)	4 vs. Navy, 2007

**Most TD Passes By A Combination, Season**

1. B. Bennett to C. Castor	1982	12
2. S. Slayden to C. Hines	1987	11
3. A. Dilweg to C. Hines	1988	10
4. B. Ray to C. Hines	1989	9
T. Lewis to E. Riley	2007	9
6. S. Slayden to D. Green	1985	8
D. Brown to C. Hines	1989	8
8. B. Bennett to C. Jones	1981	7
T. Lewis to E. Riley	2008	7
S. Renfree to J. Crowder	2012	7

**Most TD Passes By A Combination, Career**

1. Thaddeus Lewis to Eron Riley	19
2. Ben Bennett to Chris Castor	16
Steve Slayden to Doug Green	16
Sean Renfree to Conner Vernon	16
5. Spence Fischer to Corey Thomas	13
Anthony Boone to Jamison Crowder	13
7. Steve Slayden to Clarkston Hines	11
8. Ben Bennett to Cedric Jones	10
Anthony Dilweg to Clarkston Hines	10
10. Dave Brown to Walter Jones	9
11. Sean Renfree to Jamison Crowder	8

**Most TD Passes of 20+ Yards By A Combination, Game**

1. Billy Cox to Tom Powers (66, 48 & 46 yards)	3 vs. Richmond, 1950
Thaddeus Lewis to Eron Riley (76, 69 & 35 yards)	3 vs. Navy, 2007
3. 20 times with 2; most recent: Anthony Boone to Issac Blakeney (54 & 22 yards)	2 vs. Syracuse, 2014

**Most TD Passes of 20+ Yards By A Combination, Season**

1. B. Bennett to C. Castor	1982	8
2. S. Slayden to C. Hines	1987	7
3. T. Lewis to E. Riley	2007	6
S. Renfree to J. Crowder	2012	6
5. A. Dilweg to K. Ewell	1988	5
A. Boone to J. Crowder	2014	5

**Most TD Passes of 20+ Yards By A Combination, Career**

1. Ben Bennett to Chris Castor	12
Thaddeus Lewis to Eron Riley	12
3. Sean Renfree to Conner Vernon	10
4. Steve Slayden to Doug Green	9
5. Leo Hart to Wes Chesson	7
Steve Slayden to Clarkston Hines	7
Spence Fischer to Corey Thomas	7
Sean Renfree to Jamison Crowder	7
Anthony Boone to Jamison Crowder	7

**Most TD Passes of 50+ Yards By A Combination, Game**

1. Scotty Glacken to Dave Dunaway (60 & 62 yards)	2 vs. Rice, 1965
Dave Brown to Clarkston Hines (76 & 97 yards)	2 vs. Wake Forest, 1989
Dave Brown to Brad Breedlove (55 & 72 yards)	2 vs. Clemson, 1991
Thaddeus Lewis to Eron Riley (76 & 69 yards)	2 vs. Navy, 2007
Sean Renfree to Conner Vernon (51 & 70 yards)	2 vs. Wake Forest, 2010

**Most TD Passes of 50+ Yards By A Combination, Season**

1. T. Lewis to E. Riley	2007	4
S. Renfree to J. Crowder	2012	4
3. S. Renfree to C. Vernon	2010	3

**Most TD Passes of 50+ Yards By A Combination, Career**

1. Thaddeus Lewis to Eron Riley	4
Sean Renfree to Conner Vernon	4
Sean Renfree to Jamison Crowder	4
Anthony Boone to Jamison Crowder	4
5. Ben Bennett to Chris Castor	3



**Most Seasons, 1,000+ Passing Yards**

1.	Ben Bennett (1980-81-82-83)	4
	Steve Slayden (1984-85-86-87)	4
	Spence Fischer (1992-93-94-95)	4
	Thaddeus Lewis (2006-07-08-09)	4
5.	Leo Hart (1968-69-70)	3
	Dave Brown (1989-90-91)	3
	Sean Renfree (2010-11-12)	3
8.	Scotty Glacken (1963-64)	2
	Mike Dunn (1976-77)	2
	Billy Ray (1989-90)	2
	D. Bryant (2000-01)	2
	Mike Schneider (2003-04)	2
	Anthony Boone (2013-14)	2

**Most Seasons, 2,000+ Passing Yards**

1.	Thaddeus Lewis (2006-07-08-09)	4
2.	Ben Bennett (1980-82-83)	3
	Spence Fischer (1993-94-95)	3
	Sean Renfree (2010-11-12)	3
5.	Leo Hart (1968-70)	2
	Anthony Boone (2013-14)	2

**Most Seasons, 3,000+ Passing Yards**

1.	Ben Bennett (1982-83)	2
	Sean Renfree (2010-12)	2
3.	Anthony Dilweg (1988)	1
	Thaddeus Lewis (2009)	1

**Most Consecutive Pass Attempts Without INT**

1.	Thaddeus Lewis	2007-08	206
2.	Thomas Sirk	2015	178
3.	Sean Renfree	2010	173
4.	Ben Bennett	1982-83	169
5.	Spence Fischer	1993	156
6.	Thaddeus Lewis	2009	130
7.	Anthony Boone	2014	127
8.	Anthony Boone	2014	125
9.	Adam Smith	2002-03	118
10.	Ben Bennett	1981-82	107
11.	Mike Dunn	1977	105
12.	Bobby Campbell	1998	102

**Most Consecutive Pass Attempts Without INT To Start A Season**

1.	Ben Bennett	1983	126
2.	Anthony Boone	2014	125
3.	Thaddeus Lewis	2008	105
4.	Sean Renfree	2011	95
5.	Adam Smith	2003	94
6.	Ben Bennett	1982	84
7.	Thaddeus Lewis	2009	83
8.	Thomas Sirk	2015	79

**Most Consecutive Pass Attempts Without INT To Start A Career**

1.	Thomas Sirk	2014-15	93
2.	Thaddeus Lewis	2006	69

**Most Games, 20+ Pass Completions, Season**

1.	Ben Bennett	1983	11
	Sean Renfree	2012	11
3.	Ben Bennett	1982	8
	Anthony Dilweg	1988	8
	Thaddeus Lewis	2009	8
	Sean Renfree	2011	8
7.	Spence Fischer	1995	7
	Sean Renfree	2010	7

**Most Games, 20+ Pass Completions, Career**

1.	Sean Renfree	2009-12	26
2.	Ben Bennett	1980-83	22
3.	Thaddeus Lewis	2006-09	19
4.	Spence Fischer	1992-95	18
5.	Steve Slayden	1984-87	12
	Anthony Boone	2011-14	12
7.	Dave Brown	1989-91	11
8.	Leo Hart	1968-70	10

**Most Games, 30+ Pass Completions, Season**

1.	Anthony Dilweg	1988	4
2.	Ben Bennett	1983	3
	Steve Slayden	1987	3
	Spence Fischer	1995	3
	Thaddeus Lewis	2009	3
	Sean Renfree	2010	3

**Most Games, 30+ Pass Completions, Career**

1.	Sean Renfree	2009-12	6
2.	Ben Bennett	1980-83	5
	Thaddeus Lewis	2006-09	5
4.	Spence Fischer	1992-95	4
	Anthony Dilweg	1985-88	4

**Most Consecutive Games With 10+ Pass Completions**

1.	Sean Renfree	36
<i>(All 12 games of 2010; all 12 games of 2011; all 12 games of 2012 except Week 6 vs. Virginia — DNP due to injury)</i>		
2.	Thaddeus Lewis	28
<i>(Last 7 games of 2006; all 12 games of 2007; first 9 games of 2008)</i>		
3.	Ben Bennett	23
<i>(Last game of 1981; all 11 games of 1982; all 11 games of 1983)</i>		
4.	Steve Slayden	21
<i>(Last 4 games of 1984; all 10 of 1985; first 7 of 1986)</i>		

**Most Consecutive Games With 20+ Pass Completions**

1.	Ben Bennett	14
<i>(Last 3 games of 1982; all 11 games of 1983)</i>		

**Most Consecutive Pass Completions, Game**

1.	D. Bryant	16 vs. N.C. State, 2000
	Sean Renfree	16 vs. Navy, 2010
3.	Ben Bennett	15 vs. North Carolina, 1983
	Thaddeus Lewis	15 vs. Northwestern, 2007
5.	Ben Bennett	14 vs. Maryland, 1982
	Sean Renfree	14 vs. Boston College, 2011
	Anthony Boone	14 vs. Wake Forest, 2013

**Most Pass Attempts Without An INT, Game**

1.	Sean Renfree	59 vs. Miami, 2012
2.	Thaddeus Lewis	55 vs. Richmond, 2009
3.	Thaddeus Lewis	52 vs. N.C. State, 2008
	Thomas Sirk	52 vs. Miami, 2015
5.	Steve Slayden	50 vs. Georgia Tech, 1987
	Dave Brown	50 vs. South Carolina, 1991
	Thaddeus Lewis	50 vs. N.C. State, 2009
8.	Sean Renfree	49 vs. Boston College, 2010
9.	Ben Bennett	46 vs. Maryland, 1981
10.	Mike Schneider	45 vs. Wake Forest, 2004

**Most Starts, QB**

1.	Thaddeus Lewis	2006-09	46
2.	Ben Bennett	1980-83	38
3.	Spence Fischer	1992-95	37
4.	Steve Slayden	1984-87	36
5.	Mike Dunn	1975-78	35
	Sean Renfree	2009-12	35
7.	Leo Hart	1968-70	31
8.	Jerry Barger	1951-54	27
9.	Anthony Boone	2011-14	25
10.	Scotty Glacken	1963-65	24
11.	Bob Brodhead	1956-58	23
	Mike Schneider	2004-06	23
13.	Spencer Romine	1997-00	22
14.	Walt Rappold	1959-62	20

**Most Consecutive Starts, QB**

1.	Thaddeus Lewis	33
<i>(Last 11 games of 2006; all 12 games of 2007; first 10 games of 2008)</i>		
2.	Leo Hart	31
<i>(All 10 games of 1968 &amp; 1969; all 11 games of 1970)</i>		
3.	Spence Fischer	26
<i>(Last 4 games of 1993; all 11 games of 1994 &amp; 1995)</i>		
4.	Mike Dunn	25
<i>(Last 3 games of 1975; all 11 games of 1976 &amp; 1977)</i>		
5.	Scotty Glacken	24
<i>(Last 8 games of 1963; all 10 games of 1964; first 6 games of 1965)</i>		
	Steve Slayden	24
<i>(Last 7 games of 1985; all 11 games of 1986; first 5 games of 1987)</i>		
7.	Anthony Boone	22
<i>(Last 9 games of 2013; all 13 games of 2014)</i>		
8.	Ben Bennett	21
<i>(Last 10 games of 1982; all 11 games of 1983)</i>		
9.	Walt Rappold	20
<i>(All 10 games of 1961 &amp; 1962)</i>		

**Most Consecutive Starts Without An INT**

1.	Worth Lutz	1952	6
	Thaddeus Lewis	2007-08	6
3.	Don Altman	1959-60	5
	Hal Spears	1973-74	5

**Most Pass Completions By A Reserve QB, Game**

1.	Dave Brown	23 vs. Northwestern, 1990
2.	David Green	21 vs. Georgia Tech, 1997
3.	Ben Bennett	19 vs. Tennessee, 1982
	Bobby Campbell	19 vs. Wake Forest, 1998
5.	Sean Renfree	18 vs. Miami, 2010
6.	Bobby Campbell	17 vs. N.C. State, 1998

**Most Pass Attempts By A Reserve QB, Game**

1.	Sean Renfree	38 vs. Miami, 2010
2.	Bobby Campbell	34 vs. Wake Forest, 1998
3.	Dave Brown	33 vs. Northwestern, 1990
4.	Bobby Campbell	31 vs. Vanderbilt, 1999
5.	Ben Bennett	29 vs. Tennessee, 1982
6.	Bobby Campbell	28 vs. N.C. State, 1998

**Most Passing Yards By A Reserve QB, Game**

1.	David Green	335 vs. Georgia Tech, 1997
2.	Ben Bennett	288 vs. Tennessee, 1982
3.	Dave Brown	278 vs. Northwestern, 1990
4.	Bobby Campbell	251 vs. Vanderbilt, 1999
5.	Brandon Connette	198 vs. Memphis, 2013
6.	Spence Fischer	188 vs. Rice, 1992
	Bobby Campbell	188 vs. N.C. State, 1998
8.	Dave Brown	182 vs. Western Carolina, 1990
9.	Bobby Campbell	181 vs. Wake Forest, 1998
10.	Spence Fischer	179 vs. Florida State, 1992

**Most Passing TDs By A Reserve QB, Game**

1.	David Green	4 vs. Georgia Tech, 1997
2.	Dave Brown	3 vs. Virginia, 1989

# 300-YARD PASSING GAMES

479	Dave Brown	1989	at North Carolina
475	Anthony Dilweg	1988	Wake Forest
469	Ben Bennett	1980	Wake Forest
459	Thaddeus Lewis	2009	at N.C. State
458	Steve Slayden	1987	N.C. State
444	Dave Brown	1989	at Wake Forest
442	Ben Bennett	1983	N.C. State
432	Sean Renfree	2012	Miami
428	Thaddeus Lewis	2007	at Navy
427	Anthony Boone	2013	vs. Texas A&M
410	Anthony Dilweg	1988	The Citadel
407	Ben Bennett	1982	Wake Forest
404	Spencer Romine	1999	at Maryland
400	D. Bryant	2001	N.C. State
397	Ben Bennett	1981	at Maryland
396	Steve Slayden	1987	Georgia Tech
395	Spence Fischer	1994	North Carolina
391	Anthony Dilweg	1988	Virginia
387	Thaddeus Lewis	2009	Wake Forest
385	Dave Brown	1991	vs. Clemson
384	Spence Fischer	1993	at North Carolina
379	Anthony Dilweg	1988	Maryland
374	Dave Brown	1989	N.C. State
373	Steve Slayden	1987	at Maryland
371	Thaddeus Lewis	2009	Maryland
368	Sean Renfree	2011	at Boston College
367	Ben Bennett	1983	Clemson
363	Ben Bennett	1982	Navy
362	Spence Fischer	1995	at Army
362	Anthony Dilweg	1988	North Carolina
360	Spence Fischer	1995	at Virginia
359	Thaddeus Lewis	2009	Virginia Tech
358	Sean Renfree	2010	at Wake Forest
358	Sean Renfree	2012	vs. Cincinnati
357	Spence Fischer	1993	Army
357	Anthony Dilweg	1988	at N.C. State
353	Adam Smith	2002	at N.C. State
353	Anthony Dilweg	1988	at Northwestern
351	Sean Renfree	2010	at Maryland
350	Thaddeus Lewis	2009	Richmond
350	Sean Renfree	2010	Elon
349	Anthony Dilweg	1988	at Vanderbilt
347	Spence Fischer	1995	N.C. State
343	Thaddeus Lewis	2009	at Virginia
341	Billy Ray	1989	at South Carolina
337	Dave Brown	1990	North Carolina
336	Ron Sally	1981	at Virginia
335	David Green	1997	Georgia Tech
335	Sean Renfree	2011	at FIU
334	Dave Brown	1991	at Maryland
334	Sean Renfree	2010	at Georgia Tech
333	Spence Fischer	1993	at Rutgers
328	Zack Asack	2005	at Clemson
326	Ben Bennett	1983	South Carolina
324	Brandon Connette	2013	vs. Troy
323	Dave Brown	1991	at South Carolina
323	Ben Bennett	1983	at North Carolina
323	Brandon Connette	2013	vs. Pittsburgh
317	Thaddeus Lewis	2008	Navy
317	Thaddeus Lewis	2008	N.C. State
316	Bobby Campbell	1998	at Vanderbilt
316	Leo Hart	1968	at Clemson
315	Dave Brown	1991	N.C. State
315	Thomas Sirk	2015	N.C. Central
314	Spence Fischer	1994	vs. Wisconsin
314	Sean Renfree	2010	at Navy
314	Sean Renfree	2012	Memphis
313	Ben Bennett	1982	at N.C. State
311	Anthony Dilweg	1988	at Tennessee
310	D. Bryant	2000	at N.C. State
308	Billy Ray	1989	at Maryland
305	Thaddeus Lewis	2006	at Wake Forest
305	Anthony Dilweg	1987	at Clemson
303	Thaddeus Lewis	2009	at Miami
303	Spencer Romine	1998	at Northwestern
303	Sean Renfree	2011	at Virginia
301	Leo Hart	1970	at South Carolina
300	Mike Schneider	2004	at Wake Forest

## 300-Yard Passing Games By Player

### Zack Asack (1)

328	Clemson	2005
-----	---------	------

### Ben Bennett (9)

469	Wake Forest	1980
397	Maryland	1981
363	Navy	1982
407	Wake Forest	1982
313	N.C. State	1982
326	South Carolina	1983
367	Clemson	1983
442	N.C. State	1983
323	North Carolina	1983

### Anthony Boone (1)

427	Texas A&M	2013
-----	-----------	------

### Dave Brown (8)

444	Wake Forest	1989
374	N.C. State	1989
479	North Carolina	1989
337	North Carolina	1990
323	South Carolina	1991
334	Maryland	1991
315	N.C. State	1991
385	Clemson	1991

### D. Bryant (2)

310	N.C. State	2000
400	N.C. State	2001

### Bobby Campbell (1)

316	Vanderbilt	1998
-----	------------	------

### Brandon Connette (2)

323	Pittsburgh	2013
324	Troy	2013

### Anthony Dilweg (10)

305	Clemson	1987
353	Northwestern	1988
410	The Citadel	1988
311	Tennessee	1988
391	Virginia	1988
349	Vanderbilt	1988
379	Maryland	1988
475	Wake Forest	1988
357	N.C. State	1988
362	North Carolina	1988

### Spence Fischer (8)

333	Rutgers	1993
357	Army	1993
384	North Carolina	1993
395	North Carolina	1994
314	Wisconsin	1994
362	Army	1995
360	Virginia	1995
347	N.C. State	1995

### David Green (1)

335	Georgia Tech	1997
-----	--------------	------

### Leo Hart (2)

316	Clemson	1968
301	South Carolina	1970

### Thaddeus Lewis (11)

305	Wake Forest	2006
428	Navy	2007
317	Navy	2008
317	N.C. State	2008
350	Richmond	2009
359	Virginia Tech	2009
459	N.C. State	2009
371	Maryland	2009
343	Virginia	2009
303	Miami	2009
378	Wake Forest	2009

### Billy Ray (2)

341	South Carolina	1989
308	Maryland	1989

### Sean Renfree (11)

350	Elon	2010
358	Wake Forest	2010
351	Maryland	2010
314	Navy	2010
334	Georgia Tech	2010
368	Boston College	2011
335	FIU	2011
303	Virginia	2011
314	Memphis	2012
432	Miami	2012
358	Cincinnati	2012

### Spencer Romine (2)

303	Northwestern	1998
404	Maryland	1999

### Ron Sally (1)

336	Virginia	1981
-----	----------	------

### Mike Schneider (1)

300	Wake Forest	2004
-----	-------------	------

### Thomas Sirk (1)

315	N.C. Central	2015
-----	--------------	------

### Steve Slayden (3)

373	Maryland	1987
396	Georgia Tech	1987
458	N.C. State	1987

### Adam Smith (1)

353	N.C. State	2002
-----	------------	------

## 300-Yard Passing Games By Opponent

1.	N.C. State	12
2.	Maryland & Wake Forest	8
4.	North Carolina	6
5.	Clemson & Virginia	5
7.	Navy & South Carolina	4
9.	Georgia Tech	3
10.	Army, Miami, Northwestern & Vanderbilt	2
14.	Boston College, Cincinnati, Elon, FIU, Memphis, N.C. Central, Pittsburgh, Richmond, Rutgers, Tennessee, Texas A&M, The Citadel, Troy, Virginia Tech & Wisconsin	1

## Most Wins, Starting QB, Season

1.	Anthony Boone	2013	9
	Anthony Boone	2014	9
3.	Worth Lutz	1952	8
	Jerry Barger	1954	8
	Don Altman	1960	8
	Walt Rappold	1962	8
	Spence Fischer	1994	8
	Thomas Sirk	2015	8
9.	Sonny Jurgensen	1955	7
	Walt Rappold	1961	7
	Anthony Dilweg	1988	7
12.	Bob Brodhead	1957	6
	Leo Hart	1970	6

## Most Wins, Starting QB, Career

1.	Anthony Boone	2011-14	19
2.	Jerry Barger	1951-54	17
3.	Walt Rappold	1959-62	15
	Mike Dunn	1975-78	15
	Spence Fischer	1992-95	15
6.	Leo Hart	1968-70	13
	Ben Bennett	1980-83	13
	Steve Slayden	1984-87	13
9.	Bob Brodhead	1956-58	12
10.	Worth Lutz	1951-54	11
	Scotty Glacken	1963-65	11
	Sean Renfree	2009-12	11
13.	Sonny Jurgensen	1954-56	10
	Thaddeus Lewis	2006-09	10

## Highest Winning Percentage, Starting QB, Season (10)

1.	Sonny Jurgensen (7-1-1)	1955	.833
2.	Anthony Boone (9-2)	2013	.818
3.	Worth Lutz (8-2)	1952	.800
	Walt Rappold (8-2)	1962	.800
5.	Jerry Barger (8-2-1)	1954	.773
6.	Don Altman (8-3)	1960	.727
7.	Walt Rappold (7-3)	1961	.700
8.	Anthony Boone (9-4)	2014	.692
9.	Anthony Dilweg (7-3-1)	1988	.682
10.	Spence Fischer (8-4)	1994	.667
	Thomas Sirk (8-4)	2015	.667

## Highest Winning Percentage, Starting QB, Career (10)

1.	Worth Lutz (11-2)	1951-54	.846
2.	Anthony Boone (19-6)	2011-14	.760
3.	Sonny Jurgensen (10-3-1)	1954-56	.750
	Walt Rappold (15-5)	1959-62	.750
5.	Thomas Sirk (8-4)	2015	.667
6.	Jerry Barger (17-8-3)	1951-54	.661

## 2,000-YARD PASSERS

## 1. Thaddeus Lewis

Year	G/GS	Cmp	Att	Pct.	Yards	TD	Int
2006	12/11	180	340	.529	2,134	11	16
2007	12/12	199	360	.553	2,430	21	10
2008	11/11	224	361	.620	2,171	15	6
2009	12/12	274	449	.610	3,330	20	8
<b>Total</b>	<b>47/46</b>	<b>877</b>	<b>1,510</b>	<b>.581</b>	<b>10,065</b>	<b>67</b>	<b>40</b>

## 2. Ben Bennett

Year	G/GS	Cmp	Att	Pct.	Yards	TD	Int
1980	11/10	174	330	.527	2,050	11	25
1981	9/7	110	202	.544	1,445	7	8
1982	11/10	236	374	.631	3,033	20	12
1983	11/11	300	469	.640	3,086	17	12
<b>Total</b>	<b>42/38</b>	<b>820</b>	<b>1,375</b>	<b>.596</b>	<b>9,614</b>	<b>55</b>	<b>57</b>

## 3. Sean Renfree

Year	G/GS	Cmp	Att	Pct.	Yards	TD	Int
2009	5/0	34	50	.680	330	4	2
2010	12/11	285	464	.614	3,131	14	17
2011	12/12	282	434	.650	2,891	14	11
2012	12/12	297	441	.673	3,113	19	10
<b>Total</b>	<b>41/35</b>	<b>898</b>	<b>1,389</b>	<b>.647</b>	<b>9,465</b>	<b>51</b>	<b>40</b>

## 4. Spence Fischer

Year	G/GS	Cmp	Att	Pct.	Yards	TD	Int
1992	9/6	113	197	.574	1,505	8	10
1993	11/9	213	388	.549	2,561	12	14
1994	11/11	204	346	.590	2,285	16	8
1995	11/11	256	438	.584	2,668	12	14
<b>Total</b>	<b>42/37</b>	<b>786</b>	<b>1,369</b>	<b>.574</b>	<b>9,019</b>	<b>48</b>	<b>46</b>

## 5. Steve Slayden

Year	G/GS	Cmp	Att	Pct.	Yards	TD	Int
1984	9/5	113	202	.559	1,229	4	9
1985	10/10	173	294	.588	1,937	19	13
1986	11/11	183	313	.585	1,914	14	15
1987	10/10	230	395	.582	2,924	20	16
<b>Total</b>	<b>40/36</b>	<b>699</b>	<b>1,204</b>	<b>.581</b>	<b>8,004</b>	<b>48</b>	<b>55</b>

## 6. Leo Hart

Year	G/GS	Cmp	Att	Pct.	Yards	TD	Int
1968	10/10	162	301	.538	2,238	11	11
1969	10/10	145	268	.541	1,642	5	9
1970	11/11	179	308	.581	2,236	7	12
<b>Total</b>	<b>31/31</b>	<b>486</b>	<b>877</b>	<b>.554</b>	<b>6,116</b>	<b>23</b>	<b>32</b>

## 7. Anthony Boone

Year	G/GS	Cmp	Att	Pct.	Yards	TD	Int
2011	10/0	30	53	.566	298	1	1
2012	12/1	49	95	.516	531	5	2
2013	11/11	206	322	.640	2,260	13	13
2014	13/13	255	453	.563	2,700	19	8
<b>Total</b>	<b>46/25</b>	<b>540</b>	<b>923</b>	<b>.585</b>	<b>5,789</b>	<b>38</b>	<b>24</b>

## 8. Dave Brown

Year	G/GS	Cmp	Att	Pct.	Yards	TD	Int
1989	6/3	104	163	.638	1,479	14	6
1990	10/4	129	245	.527	1,444	8	12
1991	11/11	230	437	.526	2,794	20	15
<b>Total</b>	<b>27/18</b>	<b>463</b>	<b>845</b>	<b>.548</b>	<b>5,717</b>	<b>42</b>	<b>33</b>

## 9. Anthony Dilweg

Year	G/GS	Cmp	Att	Pct.	Yards	TD	Int
1985	11/1	14	25	.560	161	0	2
1986	11/0	6	12	.500	65	0	0
1987	11/1	35	73	.479	507	3	4
1988	11/11	287	484	.593	3,824	24	18
<b>Total</b>	<b>44/13</b>	<b>342</b>	<b>594</b>	<b>.576</b>	<b>4,557</b>	<b>27</b>	<b>24</b>

## 10. D. Bryant

Year	G/GS	Cmp	Att	Pct.	Yards	TD	Int
2000	11/7	129	258	.500	1,448	5	10
2001	11/11	187	384	.487	2,454	11	17
<b>Total</b>	<b>22/18</b>	<b>316</b>	<b>642</b>	<b>.492</b>	<b>3,902</b>	<b>16</b>	<b>27</b>

## 11. Spencer Romine

Year	G/GS	Cmp	Att	Pct.	Yards	TD	Int
1997	6/4	34	65	.523	432	3	3
1998	9/7	71	147	.483	862	3	6
1999	7/7	123	243	.506	1,638	6	13
2000	6/4	53	116	.457	613	1	9
<b>Total</b>	<b>28/22</b>	<b>281</b>	<b>571</b>	<b>.492</b>	<b>3,545</b>	<b>13</b>	<b>31</b>

## 12. Mike Dunn

Year	G/GS	Cmp	Att	Pct.	Yards	TD	Int
1975	10/4	31	67	.463	526	0	7
1976	11/11	90	169	.533	1,078	2	11
1977	11/11	102	191	.534	1,239	7	9
1978	9/9	65	144	.451	668	2	8
<b>Total</b>	<b>41/35</b>	<b>288</b>	<b>571</b>	<b>.504</b>	<b>3,511</b>	<b>11</b>	<b>35</b>

## 13. Billy Ray

Year	G/GS	Cmp	Att	Pct.	Yards	TD	Int
1989	8/8	174	274	.635	2,035	15	14
1990	8/7	100	164	.610	1,247	8	5
<b>Total</b>	<b>16/15</b>	<b>274</b>	<b>438</b>	<b>.626</b>	<b>3,282</b>	<b>23</b>	<b>19</b>

## 14. Scotty Glacken

Year	G/GS	Cmp	Att	Pct.	Yards	TD	Int
1963	10/8	101	201	.502	1,265	12	8
1964	10/10	104	192	.541	1,178	7	9
1965	7/6	50	88	.568	727	5	6
<b>Total</b>	<b>27/24</b>	<b>255</b>	<b>481</b>	<b>.531</b>	<b>3,179</b>	<b>24</b>	<b>23</b>

## 15. Mike Schneider

Year	G/GS	Cmp	Att	Pct.	Yards	TD	Int
2003	10/8	97	208	.466	1,220	4	6
2004	11/10	150	253	.593	1,527	8	7
2005	8/5	41	86	.477	351	0	6
<b>Total</b>	<b>29/23</b>	<b>288</b>	<b>547</b>	<b>.527</b>	<b>3,098</b>	<b>12</b>	<b>19</b>

## 16. Bobby Campbell

Year	G/GS	Cmp	Att	Pct.	Yards	TD	Int
1997	9/6	85	176	.483	925	2	10
1998	11/4	101	206	.490	1,199	6	8
1999	6/2	37	96	.385	526	1	6
2000	8/0	9	20	.450	75	0	3
<b>Total</b>	<b>34/12</b>	<b>232</b>	<b>498</b>	<b>.466</b>	<b>2,725</b>	<b>9</b>	<b>27</b>

## 17. Thomas Sirk

Year	G/GS	Cmp	Att	Pct.	Yards	TD	Int
2014	12/0	10	14	.714	67	3	0
2015	12/12	251	427	.589	2,625	16	8
<b>Total</b>	<b>24/12</b>	<b>261</b>	<b>441</b>	<b>.592</b>	<b>2,692</b>	<b>19</b>	<b>8</b>

## 18. Adam Smith

Year	G/GS	Cmp	Att	Pct.	Yards	TD	Int
2001	5/0	5	13	.385	30	0	1
2002	12/12	174	308	.565	2,031	12	9
2003	7/3	49	94	.521	488	2	0
<b>Total</b>	<b>24/15</b>	<b>228</b>	<b>415</b>	<b>.549</b>	<b>2,549</b>	<b>14</b>	<b>10</b>

## 19. Billy Cox

Year	G/GS	Cmp	Att	Pct.	Yards	TD	Int
1948	—	19	58	.328	248	2	3
1949	—	59	118	.500	779	4	7
1950	—	108	206	.524	1,428	8	15
<b>Total</b>	<b>—</b>	<b>186</b>	<b>382</b>	<b>.487</b>	<b>2,455</b>	<b>14</b>	<b>25</b>



## TOUCHDOWN PASSES OF 20+ YARDS

99, Sean Renfree to Jamison Crowder	Miami, 2012	56, Ben Bennett to Chuck Herring	Clemson, 1983	42, Thaddeus Lewis to Conner Vernon	Virginia, 2009
97, Dave Brown to Clarkston Hines	Wake Forest, 1989	56, Billy Ray to Walter Jones	Maryland, 1990	41, Billy Cox to Tom Powers	Tennessee, 1949
89, Thomas Sirk to Shaun Wilson	N.C. Central, 2015	56, Thaddeus Lewis to Ronnie Drummer	Northwestern, 2007	41, Jerry Barger to Lloyd Caudle	Tennessee, 1953
88, Ben Bennett to Chris Castor	Tennessee, 1982	56, Thaddeus Lewis to Donovan Varner	Wake Forest, 2009	41, Al Woodall to James Hysong	Georgia Tech, 1967
88, Bobby Campbell to Scottie Montgomery	Vanderbilt, 1998	55, Nick Laney to Jule Ward	Maryland, 1933	41, Leo Hart to Marcel Courtillet	Michigan, 1968
81, Leo Hart to Wes Chesson	Wake Forest, 1968	55, George Clark to Buddy Mulligan	Richmond, 1946	41, Mike Dunn to Jeffrey Comer	East Carolina, 1977
80, Craig Browning to Cedric Jones	Wake Forest, 1979	55, Howard Hartley to Buddy Mulligan	South Carolina, 1946	41, Anthony Dilweg to Keith Ewell	Wake Forest, 1988
80, Spence Fischer to Jon Jensen	North Carolina, 1993	55, Mike Dunn to Chuck Williamson	Pittsburgh, 1976	41, Billy Ray to Stanley Dorsey	Army, 1990
78, D. Bryant to Chris Douglas	Florida State, 2001	55, Dave Brown to Brad Breedlove	Clemson, 1991	41, Spence Romine to Corey Thomas	Navy, 1997
77, Walt Rappold to Jay Wilkinson	Navy, 1961	54, Worth Lutz to Charlie Smith	N.C. State, 1952	41, D. Bryant to Kyle Moore	N.C. State, 2000
77, Sean Renfree to Jamison Crowder	Clemson, 2012	54, Brent Clinkscale to Cedric Jones	Auburn, 1980	41, Thaddeus Lewis to Eron Riley	Florida State, 2006
76, Dave Brown to Clarkston Hines	Wake Forest, 1989	54, Steve Slayden to Doug Green	Virginia, 1986	41, Thaddeus Lewis to Ronnie Drummer	Miami, 2007
76, Thaddeus Lewis to Eron Riley	Navy, 2007	54, Adam Smith to Khary Sharpe	Clemson, 2002	40, Spence Fischer to Corey Thomas	Navy, 1994
75, Sonny Jurgenson to Bernie Blaney	Pittsburgh, 1955	54, Thaddeus Lewis to Johnny Williams	Richmond, 2009	40, Adam Smith to Khary Sharpe	N.C. State, 2002
75, Ben Bennett to Chris Castor	N.C. State, 1980	54, Sean Renfree to Isaac Blakeney	N.C. Central, 2012	39, Wes McAfee to George McAfee	Columbia, 1939
75, Brandon Connette to Brandon Braxton	Pittsburgh, 2013	54, Anthony Boone to Jamison Crowder	Virginia, 2012	39, Jerry Barger to Ernest Bass	South Carolina, 1954
73, Steve Slayden to Clarkston Hines	Vanderbilt, 1987	54, Anthony Boone to Isaac Blakeney	Syracuse, 2014	39, Spence Fischer to Jon Jensen	Virginia, 1992
72, Dave Brown to Brad Breedlove	Clemson, 1991	53, Hal Spears to Randy Cobb	Army, 1974	39, Anthony Boone to Jamison Crowder	Pittsburgh, 2014
71, Steve Slayden to Doug Green	N.C. State, 1985	53, Sean Renfree to Conner Vernon	Boston College, 2011	38, Bob Pascal to Tracy Moon	South Carolina, 1954
70, Scotty Glacken to James Futrell	North Carolina, 1963	52, Eric Tipton to Elmore Hackney	N.C. State, 1937	38, Scotty Glacken to Charles Drulis	North Carolina, 1964
70, Sean Renfree to Conner Vernon	Wake Forest, 2010	52, Anthony Boone to Jamison Crowder	Wake Forest, 2014	38, Ben Bennett to Dave Brown	Maryland, 1980
70, Sean Renfree to Juwan Thompson	North Carolina, 2011	51, Sean Renfree to Conner Vernon	Wake Forest, 2010	38, Mike Grayson to Chris Castor	Wake Forest, 1982
69, Nick Laney to Thomas Rogers	Maryland, 1933	50, Stanley Driskell to Cedric Jones	Georgia Tech, 1979	38, Steve Slayden to Doug Green	Colgate, 1987
69, Larry Davis to Dave Dunaway	North Carolina, 1966	50, Joe Pickens to Adam Geis	Army, 1994	38, David Green to Corey Thomas	North Carolina, 1996
69, Spence Romine to Richmond Flowers	Maryland, 1999	49, Jerry Barger to Red Smith	Purdue, 1953	37, Bill Murphy to Gordon Carver	Georgia Tech, 1943
69, Thaddeus Lewis to Eron Riley	Navy, 2007	49, Anthony Dilweg to Keith Daniel	Wake Forest, 1987	37, Scotty Glacken to Jay Wilkinson	N.C. State, 1963
68, Dave Brown to Walter Jones	Rutgers, 1991	49, Anthony Dilweg to Walter Jones	Wake Forest, 1988	37, Leo Hart to Wes Chesson	South Carolina, 1970
68, Thaddeus Lewis to Eron Riley	Wake Forest, 2007	49, Thaddeus Lewis to Eron Riley	Navy, 2008	37, Ben Bennett to Chris Castor	Georgia Tech, 1982
67, Fred Folger to Thomas Hughes	Maryland, 1948	49, Anthony Boone to Isaac Blakeney	Troy, 2014	37, Steve Slayden to Doug Green	Vanderbilt, 1987
67, Walt Rappold to Mark Leggett	Virginia, 1961	48, Billy Cox to Tom Powers	Richmond, 1950	37, Dave Brown to Keith Ewell	N.C. State, 1989
67, Matt Rader to Corey Thomas	Georgia Tech, 1996	48, Bob Corbett to Larry Upshaw	Virginia, 1975	37, Sean Renfree to Austin Kelly	Georgia Tech, 2010
66, Billy Cox to Tom Powers	Richmond, 1950	48, Steve Slayden to Julius Grantham	Maryland, 1984	37, Sean Renfree to Conner Vernon	Memphis, 2012
66, Zack Asack to Eron Riley	Clemson, 2005	48, Thaddeus Lewis to Brandon King	Virginia Tech, 2009	37, Anthony Boone to Conner Vernon	Virginia, 2012
65, Harry Rossiter to Richard McAninch	VMI, 1933	47, Arlington Kelly to Abner Jones	VMI, 1933	36, Eric Tipton to Jasper Davis	Syracuse, 1938
65, Buddy Luper to Howard Hartley	Tennessee, 1946	47, Wes McAfee to George McAfee	Syracuse, 1939	36, Frank Swiger to Frank Killian	VMI, 1939
65, Sonny Jurgenson to Ed Post	Wake Forest, 1954	47, Jerry Barger to Lloyd Caudle	North Carolina, 1953	36, Jerry Barger to Blaine Eason	South Carolina, 1951
65, Scotty Glacken to James Scott	Virginia, 1964	47, James Futrell to Jay Wilkinson	California, 1963	36, Leo Hart to Dennis Satyshur	North Carolina, 1970
65, Stanley Driskell to Derrick Lewis	Georgia Tech, 1978	47, Ben Bennett to Gary Frederick	Virginia, 1983	36, Hal Spears to Troy Slade	Florida, 1974
65, Anthony Dilweg to Keith Ewell	The Citadel, 1988	47, Dave Brown to Walter Jones	Rutgers, 1991	36, Mike Dunn to Glenn Sandefur	N.C. State, 1977
64, Thaddeus Lewis to Eron Riley	Georgia Tech, 2007	47, Thaddeus Lewis to Jomar Wright	Wake Forest, 2006	36, Ben Bennett to Chris Castor	South Carolina, 1982
64, Sean Renfree to Donovan Varner	Virginia, 2011	47, Thaddeus Lewis to Eron Riley	Georgia Tech, 2006	36, Billy Ray to Stanley Dorsey	Western Carolina, 1990
63, Leo Hart to Wes Chesson	North Carolina, 1970	47, Brandon Connette to Braxton Deaver	Virginia, 2013	36, Dave Brown to Brad Breedlove	Vanderbilt, 1991
63, Ben Bennett to Chris Castor	South Carolina, 1980	46, Glenn Wild to Corren Youmans	Virginia Tech, 1949	36, Joe Pickens to Jon Jensen	Georgia Tech, 1993
62, Jerry Barger to Ed Post	N.C. State, 1954	46, Billy Cox to Tom Powers	Richmond, 1950	36, David Green to Corey Thomas	Georgia Tech, 1997
62, Scotty Glacken to Dave Dunaway	Rice, 1965	46, Gil Garner to James Futrell	Virginia, 1961	36, Bobby Campbell to Scottie Montgomery	Vanderbilt, 1998
62, Thaddeus Lewis to Austin Kelly	Wake Forest, 2009	46, Anthony Boone to Jamison Crowder	Elon, 2014	36, Anthony Boone to Max McCaffrey	Kansas, 2014
62, Sean Renfree to Jamison Crowder	Virginia Tech, 2012	45, Tom Davis to Gordon Carver	Pittsburgh, 1942	35, Ace Parker to B.O. Cornelius	Georgia Tech, 1934
62, Brandon Connette to Jamison Crowder	Pittsburgh, 2013	45, Fred Folger to Ed Austin	Navy, 1947	35, Jasper Davis to Robert Gantt	Wake Forest, 1941
61, Kevin Thompson to Scottie Montgomery	Florida State, 1997	45, Glenn Wild to Fred Schoonmaker	Wake Forest, 1949	35, Moffat Storer to William Wartman	Tennessee, 1941
60, Walt Rappold to Mark Leggett	Clemson, 1961	45, Worth Lutz to Herbert Field	N.C. State, 1952	35, Moffat Storer to Steve Lach	Pittsburgh, 1941
60, Scotty Glacken to Stan Crisson	Maryland, 1963	45, Matt Rader to Dominique Flemming	Navy, 1996	35, Buddy Luper to Benny Cattadino	Camp LeJune, 1943
60, Scotty Glacken to Dave Dunaway	Rice, 1965	45, Bobby Campbell to Scottie Montgomery	Vanderbilt, 1999	35, Buddy Bass to Sonny Sorrell	Pennsylvania, 1954
60, Roger Neighborgall to Troy Slade	Maryland, 1973	45, Adam Smith to Khary Sharpe	Navy, 2002	35, Robert Brodhead to Wray Carlton	Clemson, 1957
60, Billy Ray to Walter Jones	Northwestern, 1989	45, Sean Renfree to Jamison Crowder	North Carolina, 2011	35, Leo Hart to Wes Chesson	Army, 1968
60, Spence Fischer to Jon Jensen	Florida State, 1992	45, Anthony Boone to Conner Vernon	Virginia, 2012	35, Ben Bennett to Chris Castor	Wake Forest, 1982
60, Sean Renfree to Jamison Crowder	FIU, 2012	45, Anthony Boone to Jamison Crowder	Pittsburgh, 2014	35, Dave Brown to Clarkston Hines	N.C. State, 1989
60, Brandon Connette to Jamison Crowder	Troy, 2013	44, Frank Swiger to Leonard Darnell	Davidson, 1940	35, Joe Pickens to Corey Thomas	Wake Forest, 1994
59, Buddy Luper to Lamar Blount	Richmond, 1943	44, Dave Brown to Clarkston Hines	North Carolina, 1989	35, Spence Fischer to Corey Thomas	Florida State, 1995
59, Roger Neighborgall to Troy Slade	Clemson, 1973	43, Ace Parker to Jule Ward	N.C. State, 1934	35, Spence Fischer to Corey Thomas	Virginia, 1995
59, Anthony Boone to Jamison Crowder	Texas A&M, 2013	43, Harwood Smith to Elmore Hackney	Washington & Lee, 1936	35, Curt Dukes to Jomar Wright	Virginia Tech, 2004
58, Steve Lach to Tommy Prothro	Syracuse, 1939	43, Gil Garner to Jack Wilson	Virginia, 1961	35, Thaddeus Lewis to Eron Riley	Navy, 2007
58, Robert Frye to Bill Scupine	Bogue Field, 1945	43, Todd Orvald to Sonny Odom	Wake Forest, 1965	34, Wes McAfee to Steve Lach	Georgia Tech, 1940
58, Don Altman to Tee Moorman	South Carolina, 1959	43, Leo Hart to Wes Chesson	Virginia, 1968	34, Tom Davis to Ralph Morgan	North Carolina, 1941
58, Sean Renfree to Conner Vernon	Army, 2010	43, Dave Browning to Ron Frederick	Virginia, 1979	34, Billy Cox to Tom Powers	North Carolina, 1950
58, Anthony Boone to Jamison Crowder	Wake Forest, 2013	43, Thomas Sirk to Max McCaffrey	N.C. Central, 2015	34, Stanley Driskell to Cedric Jones	Richmond, 1979
57, Robert Brodhead to Billy Thompson	N.C. State, 1957	42, Harwood Smith to Robert Carpenter	Wake Forest, 1937	34, Anthony Dilweg to Keith Ewell	Virginia, 1988
57, Billy Ray to Walter Jones	Western Carolina, 1990	42, Buddy Luper to Lamar Blount	N.C. Pre Flight, 1943	34, Spence Fischer to Corey Thomas	Maryland, 1994
56, Harwood Smith to George McAfee	Wake Forest, 1937	42, Leo Hart to Wes Chesson	Georgia Tech, 1968	33, Tom Davis to Steve Lach	Georgia Tech, 1941
56, Bill Murphy to Gordon Carver	N.C. Pre Flight, 1943	42, Ben Bennett to Chris Castor	Clemson, 1982	33, Joe Self to Corren Youmans	Richmond, 1949
56, George Clark to Jim LaRue	South Carolina, 1945	42, Ben Bennett to Chris Castor	Wake Forest, 1982	33, Gil Garner to Paul Widener	Florida, 1962
56, Al Woodall to Dave Dunaway	N.C. State, 1966	42, Dave Brown to Walter Jones	North Carolina, 1990	33, Mike Dunn to Glenn Sanderfur	Wake Forest, 1977

33, Spence Fischer to Jon Jensen Georgia Tech, 1992  
 33, Steve Prince to Brad Breedlove North Carolina, 1992  
 33, Adam Smith to Senterrio Landrum North Carolina, 2002  
 33, Thaddeus Lewis to Clifford Harris Wake Forest, 2008  
 33, Sean Renfree to Jamison Crowder N.C. Central, 2012  
 32, Ben Bennett to Gary Frederick Virginia Tech, 1983  
 32, Steve Slayden to Clarkston Hines Georgia Tech, 1987  
 32, Adam Smith to Khary Sharpe Northwestern, 2002  
 32, Worth Lutz to Howard Pitt Washington & Lee, 1952  
 31, George Clark to Kelley Mote Army, 1945  
 31, Dennis Satyshur to Brad Evans Virginia, 1971  
 31, Mike Dunn to Stanley Broadie N.C. State, 1977  
 31, Ron Sally to Cedric Jones East Carolina, 1981  
 31, Ben Bennett to Chuck Herring Navy, 1982  
 31, Ben Bennett to Joel Blunk North Carolina, 1983  
 31, Anthony Dilweg to Keith Ewell Vanderbilt, 1988  
 31, Dave Brown to John Farquhar North Carolina, 1991  
 31, Spence Romine to Mike Hart Northwestern, 1998  
 31, Bobby Campbell to Richmond Flowers N.C. State, 1998  
 31, D. Bryant to Mike Hart Vanderbilt, 2001  
 31, D. Bryant to Mike Hart N.C. State, 2001  
 31, Thaddeus Lewis to Eron Riley Miami, 2007  
 31, Thaddeus Lewis to Jomar Wright Wake Forest, 2007  
 31, Sean Renfree to Donovan Varner Army, 2009  
 31, Sean Renfree to Conner Vernon Memphis, 2012  
 30, Harry Rossiter to Thomas Rogers Auburn, 1933  
 30, Buddy Luper to Bill Milner Virginia, 1943  
 30, Billy Cox to Joe Self Virginia Tech, 1950  
 30, Worth Lutz to Howard Pitt South Carolina, 1952  
 30, Worth Lutz to Bill Keziah North Carolina, 1952  
 30, Sonny Jurgenson to Bernie Blaney William & Mary, 1955  
 30, Ron Sally to Cedric Jones Virginia, 1981  
 30, Steve Slayden to Clarkston Hines North Carolina, 1987  
 30, Anthony Dilweg to Keith Ewell North Carolina, 1988  
 30, Dave Brown to Bud Zuberer Texas Tech, 1989  
 30, Zack Asack to Jomar Wright Virginia, 2005  
 30, Thaddeus Lewis to Eron Riley Virginia, 2008  
 30, Sean Renfree to Cooper Helfet Virginia, 2010  
 29, Cliff Lewis to Harold Raether North Carolina, 1944  
 29, Leo Hart to Henley Carter South Carolina, 1968  
 29, Leo Hart to Wes Chesson South Carolina, 1970  
 29, Ben Bennett to Chris Castor Indiana, 1980  
 29, Ben Bennett to Chris Castor Virginia Tech, 1982  
 29, Steve Slayden to Doug Green Maryland, 1986  
 29, Steve Slayden to Stanley Monk North Carolina, 1986  
 29, Steve Slayden to Clarkston Hines N.C. State, 1987  
 29, Billy Ray to Clarkston Hines Army, 1989  
 29, Spence Fischer to Corey Thomas Florida State, 1994  
 29, Spence Fischer to Marc Wilson Virginia, 1995  
 29, Chris Wispelwey to Khary Sharpe Clemson, 2001  
 29, Sean Renfree to Conner Vernon Navy, 2010  
 29, Thomas Sirk to Johnell Barnes Tulane, 2015  
 28, Wes McAfee to Leonard Darnell N.C. State, 1940  
 28, Scotty Glacken to Jay Wilkinson Clemson, 1963  
 28, Scotty Glacken to Stan Crisson Clemson, 1963  
 28, Todd Orvald to Dave Dunaway Georgia Tech, 1965  
 28, Leo Hart to Jim Dearth Army, 1968  
 28, Ben Bennett to Cedric Jones Maryland, 1981  
 28, Steve Slayden to Clarkston Hines Vanderbilt, 1987  
 28, Steve Prince to Brad Breedlove N.C. State, 1992  
 28, Kevin Thompson to Scottie Montgomery Wake Forest, 1999  
 28, Mike Schneider to Ronnie Elliot Northwestern, 2003  
 28, Zack Asack to Eron Riley Clemson, 2008  
 28, Sean Renfree to Conner Vernon FIU, 2012  
 28, Thomas Sirk to Max McCaffrey Wake Forest, 2015  
 27, Robert Rute to Moffat Storer Columbia, 1942  
 27, Hal Spears to Troy Slade Clemson, 1974  
 27, Ben Bennett to Mike Militello N.C. State, 1983  
 27, Steve Slayden to Clarkston Hines North Carolina, 1987  
 27, Billy Ray to Walter Jones Maryland, 1990  
 27, Dave Brown to Brad Breedlove Maryland, 1991  
 27, Dave Brown to Walter Jones North Carolina, 1991  
 27, Thaddeus Lewis to Eron Riley Navy, 2008  
 27, Anthony Boone to Isaac Blakeney Navy, 2013

26, Harwood Smith to Robert Carpenter Washington & Lee, 1937  
 26, Joe Self to Mike Souchak George Washington, 1949  
 26, Ben Bennett to Cedric Jones Ohio State, 1981  
 26, Ben Bennett to Cedric Jones Virginia Tech, 1981  
 26, Ben Bennett to Gary Frederick Virginia, 1983  
 26, Anthony Dilweg to Clarkston Hines Tennessee, 1988  
 26, Dave Brown to Walter Jones Virginia, 1989  
 26, Joe Pickens to Brad Breedlove Tennessee, 1993  
 26, Spence Fischer to Bill Khayat North Carolina, 1994  
 26, D. Bryant to Nick Hartofilis Vanderbilt, 2000  
 26, Chris Dapolito to Lance Johnson Florida State, 2002  
 26, Thaddeus Lewis to Brett Huffman N.C. State, 2008  
 26, Sean Renfree to Conner Vernon FIU, 2011  
 25, Elmore Hackney to Ace Parker Tennessee, 1936  
 25, Frank Swiger to Jim Smith N.C. State, 1940  
 25, Cliff Lewis to Gordon Carver Richmond, 1944  
 25, Billy Cox to Mike Souchak Tennessee, 1949  
 25, Gil Garner to Jay Wilkinson Southern California, 1962  
 25, Ron Sally to Ron Frederick Virginia, 1981  
 25, Ben Bennett to Jimmy Long Maryland, 1982  
 25, Dave Brown to Dave Colonna Texas Tech, 1989  
 25, Dave Brown to Marc Mays N.C. State, 1991  
 25, Spence Fischer to Corey Thomas Wake Forest, 1994  
 25, Spence Romine to Scottie Montgomery Western Carolina, 1998  
 25, Thaddeus Lewis to Jomar Wright North Carolina, 2007  
 25, Thomas Sirk to Erich Schneider Virginia Tech, 2015  
 24, Arlington Kelly to John Johnston VMI, 1934  
 24, Eric Tipton to Elmore Hackney Washington & Lee, 1937  
 24, Tom Davis to Harold Raether Georgia Tech, 1944  
 24, Fred Folger to Ed Austin Tennessee, 1948  
 24, Scotty Glacken to Stan Crisson Clemson, 1963  
 24, Ben Bennett to Glenn Tillery Navy, 1982  
 24, Ben Bennett to Chris Castor Virginia Tech, 1982  
 24, Adam Smith to Andy Roland Clemson, 2002  
 24, Thaddeus Lewis to Donovan Varner Maryland, 2009  
 24, Thaddeus Lewis to Donovan Varner Miami, 2009  
 24, Sean Renfree to Desmond Scott Georgia Tech, 2012  
 24, Anthony Boone to Braxton Deaver Virginia, 2013  
 24, Thomas Sirk to Shaquille Powell N.C. Central, 2015  
 23, Buddy Luper to Howard Hartley Richmond, 1946  
 23, Sonny Jurgenson to Buddy Bass Virginia, 1956  
 23, Robert Brodhead to Ed Rushton Virginia, 1956  
 23, Don Altman to Tee Moorman South Carolina, 1960  
 23, Ben Bennett to Ron Frederick Auburn, 1980  
 23, Ben Bennett to Ron Frederick Virginia, 1980  
 23, Ben Bennett to Cedric Jones Maryland, 1981  
 23, Steve Slayden to Greg Flanagan Ohio, 1986  
 23, Spence Fischer to Corey Thomas N.C. State, 1994  
 23, Spence Fischer to Dominique Flemming N.C. State, 1995  
 23, Bobby Campbell to Corey Thomas Wake Forest, 1997  
 23, Sean Renfree to Jamison Crowder Miami, 2012  
 22, Scotty Glacken to Charles Drulis Maryland, 1964  
 22, Hal Spears to Randy Cobb Clemson, 1974  
 22, Bob Corbett to Ed Kornberger Florida, 1975  
 22, Ben Bennett to Chris Castor N.C. State, 1980  
 22, Steve Slayden to Clarkston Hines N.C. State, 1987  
 22, Billy Ray to Clarkston Hines Army, 1989  
 22, Spence Romine to Scottie Montgomery Army, 1997  
 22, Bobby Campbell to Richmond Flowers Maryland, 1998  
 22, Thaddeus Lewis to Tony Jackson Vanderbilt, 2008  
 22, Sean Renfree to Cooper Helfet FIU, 2011  
 22, Brandon Connette to Isaac Blakeney Memphis, 2013  
 22, Brandon Connette to Shaquille Powell Miami, 2013  
 22, Anthony Boone to Isaac Blakeney Syracuse, 2014  
 21, Ace Parker to B.O. Cornelius Auburn, 1934  
 21, Frank Swiger to William Wartman Georgia Tech, 1940  
 21, Sonny Jurgenson to Sonny Sorrell South Carolina, 1955  
 21, Gil Garner to Charles Potts Notre Dame, 1961  
 21, Ron Frederick to Brent Clinksale N.C. State, 1980  
 21, Steve Slayden to Gary Frederick Clemson, 1984  
 21, Steve Slayden to Doug Green Wake Forest, 1985  
 21, Steve Slayden to Doug Green Wake Forest, 1986  
 21, Dave Brown to Stanley Dorsey Northwestern, 1990  
 21, David Green to Scottie Montgomery Northwestern, 1997

21, D. Bryant to Kyle Moore Clemson, 2001  
 21, Mike Schneider to Andy Roland The Citadel, 2004  
 21, Thaddeus Lewis to Austin Kelly Richmond, 2009  
 21, Thaddeus Lewis to Donovan Varner Wake Forest, 2009  
 21, Sean Renfree to Brandon Braxton Army, 2010  
 21, Sean Renfree to Conner Vernon Boston College, 2011  
 21, Anthony Boone to David Reeves Texas A&M, 2013  
 20, Ace Parker to John Johnston Georgia Tech, 1936  
 20, Bill Murphy to Gordon Carver N.C. Pre Flight, 1943  
 20, Billy Cox to Jack Friedlund Georgia Tech, 1949  
 20, Todd Orvald to Charles Drulis Illinois, 1965  
 20, Leo Hart to Steve Jones Clemson, 1970  
 20, Hal Spears to Randy Cobb Virginia, 1974  
 20, Ben Bennett to Ron Frederick Georgia Tech, 1980  
 20, Steve Slayden to Doug Green Maryland, 1985  
 20, Steve Slayden to Doug Green North Carolina, 1985  
 20, Anthony Dilweg to Roger Boone N.C. State, 1988  
 20, Dave Brown to Stanley Dorsey Western Carolina, 1990  
 20, Spence Fischer to Randy Cuthbert East Carolina, 1992  
 20, Steve Prince to Bill Khayat North Carolina, 1992  
 20, Spence Fischer to John Farquhar Navy, 1994  
 20, Spence Romine to Richmond Flowers Navy, 1997  
 20, Ben Erdeljac to D. Bryant Maryland, 2000  
 20, Darryl Scott to Chris Douglas Clemson, 2002  
 20, Thaddeus Lewis to Nick Stefanow North Carolina, 2006  
 20, Thaddeus Lewis to Eron Riley James Madison, 2008  
 20, Thaddeus Lewis to Clifford Harris Wake Forest, 2008

# RUSHING RECORDS

## Most Rushing Yards, Quarter

1.	Robert Baldwin (1st)	103 vs. Georgia Tech, 1994
2.	Steve Jones (1st)	99 vs. Virginia, 1972
3.	Mike Grayson (2nd)	93 vs. Wake Forest, 1981

## Most Rushing Yards, Half

1.	Steve Jones (1st)	175 vs. Virginia, 1972
2.	Shaun Wilson (2nd)	164 vs. Kansas, 2014
3.	Mike Grayson (2nd)	153 vs. Wake Forest, 1981
4.	Robert Baldwin (1st)	141 vs. Georgia Tech, 1994
5.	Mike Grayson (2nd)	131 vs. Wake Forest, 1983
6.	Chris Douglas (2nd)	130 vs. Georgia Tech, 2003

## Most Rushing Yards, Game

1.	Shaun Wilson	245 vs. Kansas, 2014
2.	Robert Baldwin	238 vs. Maryland, 1994
3.	Randy Cuthbert	234 vs. Georgia Tech, 1989
4.	Chris Douglas	218 vs. Georgia Tech, 2003
5.	George Clark	214 vs. Wake Forest, 1945
6.	Steve Jones	204 vs. Florida, 1971
7.	Steve Jones	201 vs. Wake Forest, 1972
	Roger Boone	201 vs. Northwestern, 1989
9.	Larry Martinez	199 vs. South Carolina, 1974
10.	Steve Jones	188 vs. Wake Forest, 1972
	Mike Grayson	188 vs. Wake Forest, 1981
12.	Tony Benjamin	186 vs. Wake Forest, 1973
13.	Ernie Jackson	181 vs. Navy, 1971
	Tony Benjamin	181 vs. Georgia Tech, 1973
15.	Robert O'Mara	180 vs. Virginia Tech, 1938
16.	George McAfee	174 vs. Wake Forest, 1937
17.	Mike Grayson	173 vs. Georgia Tech, 1982
18.	Steve Jones	171 vs. Clemson, 1970
	Art Gore	171 vs. North Carolina, 1974
20.	Chris Douglas	169 vs. Vanderbilt, 2001

## Most Rushing Yards, Season

1.	Steve Jones	1972	1,236
2.	Robert Baldwin	1994	1,187
3.	Chris Douglas	2003	1,138
4.	Randy Cuthbert	1992	1,031
5.	Randy Cuthbert	1989	1,023
6.	Alex Wade	2002	979
7.	Ace Parker	1935	884
8.	Steve Jones	1971	861
9.	Steve Jones	1970	854
10.	Chris Douglas	2001	841
11.	Roger Boone	1988	836
12.	Wray Carlton	1957	833
13.	Thomas Sirk	2015	803
14.	B.J. Hill	1998	798
15.	Mike Grayson	1983	785
16.	Mike Dunn	1976	757
17.	Bob Pascal	1955	750
18.	Mike Grayson	1981	744
19.	Art Gore	1976	742
20.	Laymarr Marshall	1995	708
21.	Robert O'Mara	1938	703
22.	Mike Grayson	1982	693
23.	Phil Asack	1968	690
24.	Julius Grantham	1986	677
25.	Tony Benjamin	1975	674
26.	Jay Calabrese	1965	658
27.	Josh Snead	2013	651
28.	Ace Parker	1936	647
29.	Chris Douglas	2002	640
30.	Wray Carlton	1958	636

## Most Rushing Yards Per Game, Season

1.	Steve Jones (861-7)	1971	123.00
2.	Steve Jones (1,236-11)	1972	112.36
3.	Robert Baldwin (1,187-11)	1994	107.91
4.	Chris Douglas (1,138-12)	2003	94.83
5.	Randy Cuthbert (1,031-11)	1992	93.73

## Most Rushing Yards, Career

1.	Chris Douglas	2000-03	3,122
2.	Steve Jones	1970-72	2,951
3.	Randy Cuthbert	1988-92	2,790
4.	Mike Grayson	1980-83	2,441
5.	Tony Benjamin	1973-76	2,251
6.	Julius Grantham	1982-86	1,989
7.	Mike Dunn	1975-78	1,939
8.	Roger Boone	1986-89	1,900
9.	Ace Parker	1934-36	1,856
10.	Robert Baldwin	1991-94	1,848
11.	Jay Calabrese	1965-67	1,801
12.	Tom Davis	1941-44	1,775
13.	Wray Carlton	1956-58	1,774
14.	Josh Snead	2010-14	1,769
15.	Shaquille Powell	2012-15	1,597
16.	Eric Tipton	1936-38	1,586
17.	Jela Duncan	2012-present	1,575
18.	Letavious Wilks	1996-99	1,555
19.	Alex Wade	2000-03	1,546
20.	Art Gore	1973-76	1,530
21.	Bob Pascal	1953-55	1,523
22.	Laymarr Marshall	1994-97	1,473
23.	Red Smith	1951-53	1,471
24.	Greg Boone	1979-82	1,435
25.	George Dutrow	1956-58	1,407
26.	Elmore Hackney	1935-37	1,359
27.	Robert O'Mara	1936-38	1,356

## Most Rushing Yards Per Game, Career

1.	Steve Jones (2,951-28)	1970-72	105.39
2.	Chris Douglas (3,122-45)	2000-03	69.38
3.	Randy Cuthbert (2,790-43)	1988-92	64.88

## Highest Average Per Rushing Attempt, Game (15)

1.	George Clark (17-214)	12.59 vs. Wake Forest, 1945
2.	Mike Grayson (17-188)	11.06 vs. Wake Forest, 1981
3.	Ernie Jackson (17-181)	10.65 vs. Navy, 1971
4.	Jay Calabrese (15-140)	9.33 vs. S. Carolina, 1965
5.	Robert O'Mara (20-180)	9.00 vs. Virginia Tech, 1938
	Tony Benjamin (16-144)	9.00 vs. Clemson, 1973
7.	Mike Dunn (19-168)	8.84 vs. Georgia Tech, 1976
8.	George Clark (16-140)	8.75 vs. Georgia Tech, 1944
9.	Roger Boone (24-201)	8.38 vs. Northwestern, 1989

## Highest Avg. Per Rushing Attempt, Season (75)

1.	Shaun Wilson (78-598)	2014	7.67
2.	Ace Parker (119-884)	1935	7.43
3.	Buddy Luper (76-520)	1943	6.84
4.	Jasper Davis (90-591)	1940	6.57
5.	Greg Boone (80-502)	1981	6.28
6.	George McAfee (96-596)	1939	6.21
7.	Josh Snead (107-651)	2013	6.08
8.	George Clark (89-528)	1944	5.93
9.	Ace Parker (111-647)	1936	5.83
10.	Elmore Hackney (85-490)	1937	5.77

## Highest Avg. Per Rushing Attempt, Career (200)

1.	Red Smith (243-1,471)	1951-53	6.05
2.	Ace Parker (316-1,856)	1934-36	5.87
3.	Elmore Hackney (232-1,359)	1935-37	5.86
4.	Jela Duncan (289-1,575)	2012-present	5.45
5.	Josh Snead (332-1,769)	2010-14	5.33
6.	Greg Boone (286-1,435)	1979-82	5.02
7.	Bob Pascal (307-1,523)	1953-55	4.961
8.	Thomas Sirk (210-1,041)	2014-present	4.957
9.	Art Gore (315-1,530)	1973-76	4.86
10.	Randy Cuthbert (577-2,790)	1988-92	4.84
11.	Jack Alexander (232-1,110)	1933-35	4.78
12.	George Dutrow (301-1,407)	1956-58	4.674
13.	Buddy Luper (215-1,004)	1942-46	4.669
14.	Wray Carlton (381-1,774)	1956-58	4.656
15.	Mike Barney (287-1,320)	1974-77	4.60
16.	Roger Boone (415-1,900)	1986-89	4.578
17.	Shaquille Powell (349-1,597)	2012-15	4.576

## Most Rushing Attempts, Quarter

1.	Mike Grayson (4th)	18 vs. Wake Forest, 1983
2.	Steve Jones (1st)	17 vs. Florida, 1971
	Robert Baldwin (3rd)	17 vs. Georgia Tech, 1994
4.	Art Bosetti (4th)	16 vs. South Carolina, 1970

## Most Rushing Attempts, Half

1.	Mike Grayson (2nd)	31 vs. Wake Forest, 1983
2.	Art Bosetti (2nd)	28 vs. South Carolina, 1970
3.	Steve Jones (1st)	26 vs. Florida, 1971
4.	Steve Jones (1st)	24 vs. Virginia, 1972
	Robert Baldwin (2nd)	24 vs. Georgia Tech, 1994

## Most Rushing Attempts, Game

1.	Art Bosetti	42 vs. South Carolina, 1970
2.	Tony Benjamin	41 vs. Wake Forest, 1973
	Robert Baldwin	41 vs. Georgia Tech, 1994
4.	Phil Asack	40 vs. Georgia Tech, 1968
	Steve Jones	40 vs. Florida, 1971
6.	Mike Grayson	39 vs. Wake Forest, 1983
7.	Steve Jones	38 vs. Clemson, 1970
	Steve Jones	38 vs. Georgia Tech, 1972
	Randy Cuthbert	38 vs. Maryland, 1989
10.	Steve Jones	37 vs. South Carolina, 1971
	Steve Jones	37 vs. Wake Forest, 1972
	Randy Cuthbert	37 vs. N.C. State, 1989

## Most Rushing Attempts, Season

1.	Steve Jones	1972	287
2.	Robert Baldwin	1994	276
3.	Chris Douglas	2003	236
4.	Randy Cuthbert	1992	227
5.	Chris Douglas	2001	218
6.	Steve Jones	1970	203
7.	Alex Wade	2002	201
8.	Steve Jones	1971	193
9.	B.J. Hill	1998	192
10.	Laymarr Marshall	1995	188

## Most Rushing Attempts, Career

1.	Chris Douglas	2000-03	695
2.	Steve Jones	1970-72	683
3.	Randy Cuthbert	1988-92	577
4.	Mike Grayson	1980-83	574
5.	Mike Dunn	1975-78	565
6.	Tony Benjamin	1973-76	503
7.	Julius Grantham	1982-86	475
8.	Jay Calabrese	1965-67	465
9.	Tom Davis	1941-44	462
10.	Robert Baldwin	1991-94	421



**Most Rushing Touchdowns, Game**

1.	Winston Siegfried	4 vs. N.C. State, 1941
	Tom Davis	4 vs. N.C. State, 1942
	Tony Benjamin	4 vs. Wake Forest, 1975
	Mike Dunn	4 vs. North Carolina, 1976
	Robert Baldwin	4 vs. Maryland, 1994
	Justin Boyle	4 vs. Vanderbilt, 2006
	Brandon Connette	4 vs. Miami, 2013
8.	14 with 3; last Shaquille Powell	
		3 vs. Georgia Tech, 2015

**Most Rushing Touchdowns, Season**

1.	Winston Siegfried	1941	14
	Brandon Connette	2013	14
3.	Laymarr Marshall	1994	13
4.	Mike Dunn	1976	12
	Robert Baldwin	1994	12
6.	Ace Parker	1935	10
	Billy Cox	1949	10
	Jay Calabrese	1966	10
	Randy Cuthbert	1989	10
10.	Elmore Hackney	1937	9
	Tom Davis	1942	9
	Bob Pascal	1954	9
	Jay Calabrese	1965	9
	Justin Boyle	2005	9

**Most Rushing Touchdowns, Career**

1.	Brandon Connette	2010-13	31
2.	Tom Davis	1941-44	28
3.	Jay Calabrese	1965-67	24
4.	Mike Dunn	1975-78	22
5.	Ace Parker	1934-36	21
	Chris Douglas	2000-03	21
7.	Elmore Hackney	1935-37	20
	Steve Jones	1970-72	20
	Randy Cuthbert	1988-92	20
	Robert Baldwin	1991-94	20
11.	George Clark	1944-47	19
	Bob Pascal	1953-55	19
	Laymarr Marshall	1994-97	19
14.	Eric Tipton	1936-38	17
	Wray Carlton	1956-58	17
	Mike Grayson	1980-83	17
	Justin Boyle	2004-07	17
18.	Jack Alexander	1933-35	16
	Red Smith	1951-53	16
	Anthony Boone	2011-14	16
	Thomas Sirk	2013-present	16
22.	Robert O'Mara	1936-38	15
	Billy Cox	1948-50	15
	Mike Curtis	1962-64	15
	Tony Benjamin	1973-76	15
	Roger Boone	1986-89	15

**Most 20+ Yard Rushing Touchdowns, Game**

1.	Shaun Wilson (69, 68 & 45)	3 vs. Kansas, 2014
2.	Ace Parker (55 & 40)	2 vs. South Carolina, 1935
	George McAfee (60 & 30)	2 vs. Syracuse, 1939
	Tom Davis (54 & 37)	2 vs. Wake Forest, 1944
	George Clark (69 & 60)	2 vs. Wake Forest, 1945
	George Clark (65 & 47)	2 vs. South Carolina, 1945
	Billy Cox (45 & 31)	2 vs. Virginia Tech, 1949
	Billy Cox (35 & 21)	2 vs. Richmond, 1949
	Herbert Field (23 & 20)	2 vs. N.C. State, 1952
	Jay Wilkinson (68 & 67)	2 vs. Clemson, 1963
	Jay Wilkinson (65 & 64)	2 vs. Virginia, 1963
	Bob Zwirko (35 & 20)	2 vs. N.C. State, 1969

**Most 20+ Yard Rushing Touchdowns, Season**

1.	Ace Parker	1935	6
	Billy Cox	1949	6
3.	George Clark	1945	5
4.	Jay Wilkinson	1963	4
5.	Jule Ward	1935	3
	Elmore Hackney	1937	3
	George McAfee	1939	3
	George Clark	1944	3
	Chris Douglas	2000	3
	Desmond Scott	2010	3
	Shaun Wilson	2014	3
	Jela Duncan	2015	3

**Most 20+ Yard Rushing Touchdowns, Career**

1.	Billy Cox	1948-50	8
	George Clark	1944-47	8
3.	Ace Parker	1934-36	7
4.	Elmore Hackney	1935-37	5
	Desmond Scott	2009-12	5
	Chris Douglas	2000-03	5
	Shaun Wilson	2014-present	5
8.	Bernie Blaney	1954-56	4
	Buddy Mulligan	1946-47	4
	George McAfee	1937-39	4
	Herbert Field	1950-52	4
	Jay Wilkinson	1961-63	4
	Mike Dunn	1975-78	4
	Tom Davis	1941-44	4

**Most 50+ Yard Rushing Touchdowns, Game**

1.	George Clark (69 & 60)	2 vs. Wake Forest, 1945
	Jay Wilkinson (68 & 67)	2 vs. Clemson, 1963
	Jay Wilkinson (65 & 64)	2 vs. Virginia, 1963
	Shaun Wilson (69 & 68)	2 vs. Kansas, 2014

**Most 50+ Yard Rushing Touchdowns, Season**

1.	Jay Wilkinson	1963	4
2.	Jule Ward	1935	3
	George Clark	1945	3
4.	Ace Parker	1935	2
	Elmore Hackney	1937	2
	Billy Cox	1948	2
	Shaun Wilson	2014	2
	Thomas Sirk	2015	2
	Shaun Wilson	2015	2

**Most 50+ Yard Rushing Touchdowns, Career**

1.	George Clark	1944-47	4
	Jay Wilkinson	1961-63	4
	Shaun Wilson	2014-present	4
4.	Ace Parker	1934-36	3
	Billy Cox	1948-50	3
	Buddy Mulligan	1946-47	3
	Elmore Hackney	1935-37	3
	Jule Ward	1933-35	3

**Most 100-Yard Rushing Games, Season**

1.	Steve Jones	1972	6
	Randy Cuthbert	1989	6
	Alex Wade	2002	6
	Chris Douglas	2003	6
5.	Randy Cuthbert	1992	5
	Robert Baldwin	1994	5
7.	Wray Carlton	1957	4
	Steve Jones	1971	4
	Art Gore	1974	4
	Art Gore	1976	4
	Mike Dunn	1976	4

**Most 100-Yard Rushing Games, Career**

1.	Steve Jones	1970-72	13
2.	Randy Cuthbert	1988-92	11
3.	Mike Grayson	1980-83	10
	Chris Douglas	2000-03	10
5.	Art Gore	1973-76	8
6.	Eric Tipton	1936-38	6
	Tony Benjamin	1973-76	6
	Mike Dunn	1975-78	6
	Roger Boone	1986-89	6
	Alex Wade	2000-03	6

**Two Players, 100+ Rushing Yards, Game**

1.	Syracuse, 1938 Robert O'Mara (21-109) & Eric Tipton (23-102)
2.	N.C. State, 1943 Jim Miller (7-110) & Buddy Luper (6-109)
3.	Alabama, 1944 George Clark (14-123) & Tom Davis (27-101)
4.	Virginia Tech, 1951 Charlie Smith (10-124) & Herbert Field (11-121)
5.	S. Carolina, 1974 Larry Martinez (36-199) & Mike Bomgardner (21-109)
6.	Army, 1975 Mike Barney (25-113) & Tony Benjamin (11-109)
7.	Virginia, 1976 Mike Dunn (14-118) & Tony Benjamin (18-100)
8.	N.C. State, 1976 Mike Dunn (21-152) & Art Gore (15-107)
9.	Wake Forest, 1981
	Mike Grayson (17-188) & Joel Blunk (20-110) & Greg Boone (16-101)
10.	North Carolina, 1982 Mike Grayson (21-118) & Greg Boone (14-105)
11.	Indiana, 2015
	Thomas Sirk (20-155) & Jela Duncan (13-109) & Shaun Wilson (9-103)

**Three Players, 100+ Rushing Yards, Game**

1.	Wake Forest, 1981
	Mike Grayson (17-188), Joel Blunk (20-110) & Greg Boone (16-101)
2.	Indiana, 2015
	Thomas Sirk (20-155), Jela Duncan (13-109) & Shaun Wilson (9-103)

**Two Players, 500+ Rushing Yards, Season**

1.	Robert O'Mara (703) & Eric Tipton (577)	1938
2.	Tom Davis (569) & Steve Lach (532)	1941
3.	Bob Pascal (561) & Bryant Aldridge (504)	1954
4.	Wray Carlton (833) & George Dutrow (625)	1957
5.	Jay Calabrese (563) & Frank Ryan (525)	1967
6.	Mike Dunn (757) & Art Gore (742)	1976
7.	Stanley Broadie (579) & Mike Dunn (576)	1977
8.	Mike Grayson (744) & Greg Boone (502)	1981
9.	Mike Grayson (785) & Julius Grantham (556)	1983
10.	Randy Cuthbert (1,023) & Roger Boone (514)	1989
11.	Alex Wade (979) & Chris Douglas (640)	2002
12.	Josh Snead (651) & Jela Duncan (562)	2013
13.	Shaquille Powell (618) & Shaun Wilson (598)	2014
14.	Thomas Sirk (803) & Shaquille Powell (542)	2015

**Two Players, 5+ Rushing TDs, Season**

1.	Ace Parker (6), Harwood Smith (6) & Eric Tipton (6)	1936
2.	Robert O'Mara (7), Eric Tipton (7) & Elmore Hackney (6)	1937
3.	Roger Robinson (7) & George McAfee (5)	1939
4.	Winston Siegfried (14), Steve Lach (8) & Tom Davis (7)	1941
5.	Tom Davis (8) & George Clark (6)	1944
6.	Billy Cox (10) & John Mounie (9)	1949
7.	Charlie Smith (7) & Herbert Field (6)	1951
8.	Charlie Smith (6) & Red Smith (5)	1952
9.	Bob Pascal (10) & Bryant Aldridge (5)	1954
10.	Dean Wright (5) & Dave Burch (5)	1960
11.	Mike Curtis (8) & James Futrell (6)	1962
12.	Steve Jones (6) & Ernie Jackson (5)	1971
13.	Larry Martinez (7) & Tony Benjamin (5)	1974
14.	Tony Benjamin (6) & Larry Martinez (6)	1975
15.	Mike Dunn (12) & Art Gore (7)	1976
16.	Mike Dunn (7) & Stanley Broadie (5)	1977
17.	Joel Blunk (7) & Mike Grayson (5)	1982
18.	Mike Grayson (8) & Julius Grantham (5)	1983
19.	Robert Baldwin (7) & Randy Cuthbert (6)	1992
20.	Laymarr Marshall (13) & Charles London (5)	1995
21.	Chris Douglas (6) & Cedric Dargan (5)	2003
22.	Brandon Connette (14) & Anthony Boone (5)	2013
23.	Thomas Sirk (8), Anthony Boone (5) & Shaun Wilson (5)	2014
24.	Thomas Sirk (8) & Parker Boehme (5)	2015

**Three Players, 5+ Rushing TDs, Season**

1.	Ace Parker (6), Harwood Smith (6) & Eric Tipton (6)	1936
2.	Robert O'Mara (7), Eric Tipton (7) & Elmore Hackney (6)	1937
3.	Winston Siegfried (14), Steve Lach (8) & Tom Davis (7)	1941
4.	Thomas Sirk (8), Anthony Boone (5) & Shaun Wilson (5)	2014

**Most Rushing Yards By A QB, Game**

1.	Mike Dunn	168 vs. Georgia Tech, 1976
2.	Thomas Sirk	155 vs. Indiana, 2015
3.	Mike Dunn	152 vs. N.C. State, 1976
4.	Ace Parker	142 vs. South Carolina, 1935
5.	Ace Parker	140 vs. Wake Forest, 1935
6.	Mike Dunn	130 vs. North Carolina, 1976
7.	Elmore Hackney	123 vs. Tennessee, 1935
8.	Mike Dunn	122 vs. Clemson, 1977
9.	Stanley Driskell	119 vs. East Carolina, 1979
10.	Mike Dunn	118 vs. Virginia, 1976
11.	Mark Johnson	114 vs. Maryland, 1972
12.	Thomas Sirk	109 vs. Virginia Tech, 2015
13.	Elmore Hackney	108 vs. Clemson, 1935
14.	Mike Dunn	105 vs. N.C. State, 1977
15.	Larry Davis	103 vs. Navy, 1966
16.	Brandon Connette	101 vs. Pittsburgh, 2013

**Most Rushing Yards By A QB, Season**

1.	Ace Parker	1935	889
2.	Thomas Sirk	2015	803
3.	Mike Dunn	1976	757
4.	Mike Dunn	1977	576
5.	Elmore Hackney	1935	521
6.	Elmore Hackney	1937	490
7.	Mark Johnson	1972	462
8.	Mike Dunn	1975	413

**Most Rushing Yards By A QB, Career**

1.	Mike Dunn	1975-78	1,939
2.	Elmore Hackney	1935-37	1,359
3.	*Ace Parker	1934-36	1,209
4.	Thomas Sirk	2014-present	1,041

*\*Moved to HB in 1936; finished career with 1,856 yards*

**Most 100-Yard Rushing Games By A QB, Season**

1.	Mike Dunn	1976	4
2.	Elmore Hackney	1935	2
	Ace Parker	1935	2
	Mike Dunn	1977	2
	Thomas Sirk	2015	2
6.	Mark Johnson	1972	1
	Stanley Driskell	1979	1
	Brandon Connette	2013	1

**Most 100-Yard Rushing Games By A QB, Career**

1.	Mike Dunn	1975-78	6
2.	Ace Parker	1934-36	2
	Elmore Hackney	1935-37	2
	Thomas Sirk	2014-present	2
5.	Larry Davis	1966-68	1
	Mark Johnson	1972-74	1
	Stanley Driskell	1977-79	1
	Brandon Connette	2010-13	1

**Most Rushing Touchdowns By A QB, Game**

1.	Mike Dunn	4 vs. North Carolina, 1976
	Brandon Connette	4 vs. Miami, 2013
3.	Ace Parker	3 vs. Wake Forest, 1935
	Ace Parker	3 vs. Washington & Lee, 1935
	Spencer Romine	3 vs. Georgia Tech, 1999

**Most Rushing Touchdowns By A QB, Season**

1.	Brandon Connette	2013	14
2.	Mike Dunn	1976	12
3.	Ace Parker	1935	10
4.	Elmore Hackney	1937	9
5.	Brandon Connette	2010	8
	Brandon Connette	2012	8
	Thomas Sirk	2014	8
	Thomas Sirk	2015	8
9.	Leo Hart	1969	7
	Mike Dunn	1977	7

**Most Rushing Touchdowns By A QB, Career**

1.	Brandon Connette	2010-13	31
2.	Mike Dunn	1975-78	22
3.	Elmore Hackney	1935-37	20
4.	Anthony Boone	2011-14	16
	Thomas Sirk	2014-present	16
6.	*Ace Parker	1934-36	13
	Leo Hart	1968-70	13
8.	Jerry Barger	1951-54	9
	Thaddeus Lewis	2006-09	9
	Sean Renfree	2009-12	9

*\*Moved to HB in 1936; finished career with 21 rushing TDs*

## 100-YARD RUSHING GAMES

245	Shaun Wilson (12)	2014	Kansas	125	George McAfee (10)	1939	Syracuse	110	Joel Blunk (20)	1981	at Wake Forest
238	Robert Baldwin (33)	1994	Maryland	125	Buddy Mulligan (4)	1943	Richmond	110	Randy Cuthbert (19)	1992	at Vanderbilt
234	Randy Cuthbert (32)	1989	Georgia Tech	125	Red Smith (12)	1952	at North Carolina	110	Chris Douglas (18)	2003	Rice
218	Chris Douglas (30)	2003	Georgia Tech	125	Steve Jones (37)	1971	South Carolina	109	Robert O'Mara (21)	1938	at Syracuse
214	George Clark (17)	1945	at Wake Forest	125	Bill Thompson (21)	1971	N.C. State	109	Buddy Luper (6)	1943	N.C. State
204	Steve Jones (40)	1971	vs. Florida	125	Chris Douglas (25)	2003	N.C. State	109	Charlie Smith (24)	1951	at Pittsburgh
201	Steve Jones (37)	1972	Wake Forest	124	Steve Lach (12)	1941	Oregon State	109	Tony Benjamin (11)	1975	at Army
201	Roger Boone (24)	1989	Northwestern	124	Charlie Smith (10)	1951	vs. Virginia Tech	109	Mike Bomgardner (21)	1974	at South Carolina
199	Larry Martinez (36)	1974	at South Carolina	124	Bob Brower (22)	1978	at North Carolina	109	Greg Rhett (16)	1977	at Wake Forest
193	Jack Alexander (11)	1935	North Carolina	124	B.J. Hill (27)	1998	Maryland	109	Roger Boone (20)	1988	The Citadel
188	Steve Jones (28)	1972	Virginia	123	Elmore Hackney (14)	1935	Tennessee	109	Alex Wade (24)	2002	East Carolina
188	Mike Grayson (17)	1981	at Wake Forest	123	George Clark (14)	1944	vs. Alabama	109	Thomas Sirk (18)	2015	at Virginia Tech
186	Tony Benjamin (41)	1973	at Wake Forest	123	Jack Kistler (18)	1952	at SMU	109	Jela Duncan (13)	2015	vs. Indiana
181	Ernie Jackson (17)	1971	at Navy	123	Red Smith (14)	1953	vs. Army	108	Elmore Hackney (18)	1935	Clemson
181	Tony Benjamin (32)	1973	at Georgia Tech	123	James Futrell (9)	1962	at Wake Forest	108	Steve Jones (26)	1972	at N.C. State
180	Robert O'Mara (20)	1938	vs. Virginia Tech	123	Steve Jones (23)	1971	at Georgia Tech	108	Cedric Dargan (21)	2004	Virginia
174	George McAfee (13)	1937	Wake Forest	123	John Johnston (24)	1971	West Virginia	108	Josh Snead (11)	2013	Troy
173	Mike Grayson (29)	1982	at Georgia Tech	123	Steve Jones (34)	1972	Stanford	107	Billy Cox (15)	1948	Navy
171	Steve Jones (38)	1970	at Clemson	123	Greg Rhett (22)	1978	South Carolina	107	Bernie Blaney (7)	1955	at Tennessee
171	Art Gore (31)	1974	at North Carolina	123	Alex Wade (21)	2002	at Navy	107	Art Gore (22)	1974	Wake Forest
169	Chris Douglas (29)	2001	Vanderbilt	123	Re'quan Boyette (10)	2005	Florida State	107	Art Gore (15)	1976	at N.C. State
168	Mike Dunn (19)	1976	Georgia Tech	122	Joel Arrington (8)	1959	at Georgia Tech	107	Art Gore (20)	1976	at North Carolina
166	George Clark (9)	1945	South Carolina	122	Mike Dunn (24)	1977	Clemson	107	Randy Cuthbert (19)	1992	Wake Forest
165	Alex Wade (23)	2002	at Wake Forest	122	Desmond Scott (11)	2010	at Wake Forest	107	B.J. Hill (23)	1999	N.C. State
162	Robert Baldwin (41)	1994	at Georgia Tech	121	Frank Swiger (15)	1940	Georgia Tech	107	Josh Snead (17)	2012	vs. Cincinnati
161	Randy Cuthbert (38)	1989	at Maryland	121	Herbert Field (11)	1951	vs. Virginia Tech	106	Eric Tipton (16)	1937	at Davidson
157	Bob Pascal (20)	1955	Wake Forest	121	B.J. Hill (23)	1998	Western Carolina	106	Billy Cox (13)	1949	Virginia Tech
157	Roger Boone (23)	1988	North Carolina	119	Eric Tipton (13)	1937	vs. Wash. & Lee	106	Stanley Broadie (11)	1977	Navy
157	Robert Baldwin (28)	1994	at Wake Forest	119	Stanley Driskell (13)	1979	East Carolina	106	Mike Grayson (24)	1981	N.C. State
155	Thomas Sirk (20)	2015	vs. Indiana	119	Chris Douglas (27)	2003	at North Carolina	106	Mike Grayson (21)	1983	at North Carolina
154	Ace Parker (14)	1936	at Wake Forest	118	Mike Dunn (14)	1976	at Virginia	106	David Lowman (17)	1993	at Rutgers
154	Greg Rhett (25)	1978	Georgia Tech	118	Mike Grayson (21)	1982	North Carolina	106	Chris Douglas (22)	2003	Western Carolina
152	Mike Dunn (21)	1976	at N.C. State	118	Mike Grayson (16)	1983	at Virginia	105	Fred Folger (8)	1947	Maryland
152	Mike Grayson (39)	1983	at Wake Forest	118	Roger Boone (21)	1987	at North Carolina	105	George Dutrow (19)	1956	North Carolina
151	Randy Cuthbert (37)	1989	N.C. State	117	Wray Carlton (18)	1957	North Carolina	105	Wray Carlton (16)	1957	at Rice
150	Tom Davis (24)	1942	N.C. State	117	Tony Benjamin (28)	1975	N.C. State	105	Greg Boone (14)	1982	North Carolina
149	Eric Tipton (14)	1938	Davidson	117	Julius Grantham (32)	1984	Wake Forest	105	Art Gore (18)	1976	at South Carolina
149	Billy Cox (22)	1949	North Carolina	117	Robert Baldwin (24)	1994	at Navy	105	Mike Dunn (21)	1977	N.C. State
149	Frank Ryan (20)	1967	Clemson	117	Shaquille Powell (29)	2014	vs. Arizona State	105	Mike Grayson (24)	1980	Georgia Tech
149	Steve Jones (38)	1972	Georgia Tech	116	Cliff Lewis (9)	1944	Richmond	104	Jule Ward (15)	1935	North Carolina
149	Randy Cuthbert (29)	1992	Rice	116	Art Gore (14)	1976	at Clemson	104	Charlie Smith (14)	1951	at South Carolina
148	Steve Jones (36)	1972	vs. Navy	116	Randy Cuthbert (20)	1989	at North Carolina	104	Bob Zwirko (19)	1969	Clemson
147	Art Gore (31)	1974	Georgia Tech	116	Laymarr Marshall (19)	1996	at Navy	104	Steve Jones (13)	1970	vs. Florida
147	Randy Cuthbert (19)	1989	Army	115	Leo Long (20)	1941	Colgate	104	Mike Grayson (26)	1981	Virginia Tech
146	Buddy Luper (10)	1943	at North Carolina	115	Jay Wilkinson (14)	1963	Clemson	104	Stanley Monk (21)	1985	N.C. State
144	Elmore Hackney (8)	1935	at Davidson	115	Greg Boone (21)	1981	East Carolina	104	Josh Snead (17)	2013	vs. Texas A&M
144	Billy Cox (27)	1950	Georgia Tech	115	Laymarr Marshall (31)	1995	at Maryland	103	Robert Rute	1941	N.C. State
144	Tony Benjamin (16)	1973	Clemson	115	Jela Duncan (13)	2015	at North Carolina	103	Larry Davis (27)	1966	at Navy
143	Bob Zwirko (24)	1969	North Carolina	114	Phil Asack (18)	1968	at Clemson	103	Bob Zwirko (20)	1969	at Georgia Tech
142	Ace Parker (11)	1935	South Carolina	114	Tom Davis (15)	1942	Maryland	103	Mike Barney (20)	1975	Clemson
141	Jasper Davis (23)	1940	Pittsburgh	114	Mark Johnson (19)	1972	Maryland	103	Shaun Wilson (9)	2015	vs. Indiana
141	Julius Grantham (31)	1984	Indiana	114	Greg Rhett (13)	1978	Virginia	102	Jack Kistler (9)	1952	Washington & Lee
140	Ace Parker (13)	1935	vs. Wake Forest	114	Julius Grantham (11)	1983	at Maryland	102	Art Gore (21)	1974	at Clemson
140	George Clark (16)	1944	Georgia Tech	114	Cedric Dargan (20)	2004	at Navy	102	Mike Grayson (8)	1982	Virginia
140	Jay Calabrese (15)	1965	at South Carolina	114	Alex Wade (25)	2002	at Florida State	102	Randy Cuthbert (25)	1989	at Wake Forest
140	Phil Asack (40)	1968	Georgia Tech	113	Tom Davis (10)	1944	Wake Forest	102	Josh Snead (14)	2014	at Georgia Tech
140	Steve Jones (23)	1971	at Virginia	113	Sonny Odom (20)	1964	N.C. State	101	Jule Ward (10)	1935	vs. Wash. & Lee
138	Art Bosetti (42)	1970	at South Carolina	113	Mike Barney (25)	1975	at Army	101	Robert O'Mara (20)	1936	N.C. State
138	Julius Grantham (25)	1986	at Vanderbilt	113	Cedric Dargan (24)	2004	at Wake Forest	101	Tom Davis (27)	1944	vs. Alabama
138	Alex Wade (25)	2002	North Carolina	113	Justin Boyle (15)	2005	VMI	101	Joel Arrington (19)	1959	Rice
138	Josh Snead (9)	2013	Miami	113	Justin Boyle (14)	2006	Vanderbilt	101	Frank Ryan (23)	1967	at Virginia
137	Letavious Wilks (19)	1996	Maryland	112	Jack Alexander (23)	1934	at VMI	101	Greg Boone (16)	1981	at Wake Forest
134	Alex Wade (25)	2002	at Northwestern	112	John Johnston (14)	1936	vs. Wash. & Lee	101	Joel Blunk (13)	1982	at Tennessee
131	Roger Boone (17)	1988	at N.C. State	112	Moffat Storer (5)	1940	at Colgate	101	Randy Cuthbert (27)	1992	Maryland
130	Tom Davis (9)	1941	vs. Maryland	112	Wray Carlton (23)	1957	Maryland	101	Robert Baldwin (27)	1994	East Carolina
130	Jasper Davis (9)	1941	vs. Maryland	112	Steve Jones (32)	1970	Virginia	101	Chris Douglas (24)	2001	at Virginia
130	Mike Dunn (17)	1976	at North Carolina	112	Roger Boone (19)	1987	Northwestern	101	Ronnie Drummer (9)	2005	at Miami
130	Stanley Monk (25)	1987	at Rutgers	112	Chris Douglas (30)	2001	at Rice	101	Brandon Connette (15)	2013	Pittsburgh
129	Larry Martinez (12)	1975	N.C. State	111	Jack Kistler (17)	1951	Wake Forest	100	Eric Tipton (23)	1938	at Syracuse
129	Mike Barney (12)	1975	North Carolina	111	Wray Carlton (16)	1957	Virginia	100	Bryant Aldridge (22)	1955	vs. Navy
128	Letavious Wilks (20)	1999	Wake Forest	111	Wray Carlton (24)	1958	Baylor	100	Tony Benjamin (18)	1976	at Virginia
128	Chris Douglas (29)	2003	at Tennessee	111	John Cappellano (19)	1969	at N.C. State	100	Desmond Scott (16)	2009	N.C. Central
127	Jasper Davis (12)	1940	at Davidson	110	Eric Tipton (25)	1937	vs. Virginia Tech				
126	Randy Cuthbert (23)	1992	East Carolina	110	Jim Miller (7)	1943	at N.C. State				
126	Chris Douglas (23)	2002	Virginia	110	Ned Gonet (19)	1977	at South Carolina				



**100-Yard Rushing Games  
By Player****Bryant Aldridge (1)**

100	Navy	1955
-----	------	------

**Jack Alexander (2)**

112	VMI	1934
193	North Carolina	1935

**Joel Arrington (2)**

101	Rice	1959
122	Georgia Tech	1959

**Phil Asack (2)**

114	Clemson	1968
140	Georgia Tech	1968

**Robert Baldwin (5)**

238	Maryland	1994
101	East Carolina	1994
162	Georgia Tech	1994
117	Navy	1994
157	Wake Forest	1994

**Mike Barney (3)**

113	Army	1975
103	Clemson	1975
129	North Carolina	1975

**Tony Benjamin (6)**

144	Clemson	1973
181	Georgia Tech	1973
186	Wake Forest	1973
109	Army	1975
117	N.C. State	1975
100	Virginia	1976

**Bernie Blaney (1)**

107	Tennessee	1955
-----	-----------	------

**Joel Blunk (2)**

110	Wake Forest	1981
101	Tennessee	1982

**Mike Bomgardner (1)**

109	South Carolina	1974
-----	----------------	------

**Greg Boone (3)**

115	East Carolina	1981
101	Wake Forest	1981
105	North Carolina	1982

**Roger Boone (6)**

112	Northwestern	1987
118	North Carolina	1987
109	The Citadel	1988
131	N.C. State	1988
157	North Carolina	1988
201	Northwestern	1989

**Art Bosetti (1)**

138	South Carolina	1970
-----	----------------	------

**Re'quan Boyette (1)**

123	Florida State	2005
-----	---------------	------

**Stanley Broadie (1)**

106	Navy	1977
-----	------	------

**Bob Brower (1)**

124	North Carolina	1978
-----	----------------	------

**Justin Boyle (2)**

113	VMI	2005
113	Vanderbilt	2006

**Jay Calabrese (1)**

140	South Carolina	1965
-----	----------------	------

**John Cappellano (1)**

111	N.C. State	1969
-----	------------	------

**Wray Carlton (5)**

111	Virginia	1957
112	Maryland	1957
105	Rice	1957
117	North Carolina	1957
111	Baylor	1958

**George Clark (4)**

140	Georgia Tech	1944
123	Alabama	1944
166	South Carolina	1945
214	Wake Forest	1945

**Brandon Connette (1)**

101	Pittsburgh	2013
-----	------------	------

**Billy Cox (4)**

107	Navy	1948
106	Virginia Tech	1949
149	North Carolina	1949
144	Georgia Tech	1950

**Randy Cuthbert (11)**

147	Army	1989
161	Maryland	1989
234	Georgia Tech	1989
102	Wake Forest	1989
151	N.C. State	1989
116	North Carolina	1989
110	Vanderbilt	1992
149	Rice	1992
126	East Carolina	1992
101	Maryland	1992
107	Wake Forest	1992

**Cedric Dargan (3)**

114	Navy	2004
108	Virginia	2004
113	Wake Forest	2004

**Jasper Davis (3)**

127	Davidson	1940
141	Pittsburgh	1940
130	Maryland	1941

**Larry Davis (1)**

103	Navy	1966
-----	------	------

**Tom Davis (5)**

130	Maryland	1941
114	Maryland	1942
150	N.C. State	1942
113	Wake Forest	1944
101	Alabama	1944

**Chris Douglas (10)**

112	Rice	2001
101	Virginia	2001
169	Vanderbilt	2001
126	Virginia	2002
106	Western Carolina	2003
110	Rice	2003
125	N.C. State	2003
128	Tennessee	2003
218	Georgia Tech	2003
119	North Carolina	2003

**Stanley Driskell (1)**

119	East Carolina	1979
-----	---------------	------

**Ronnie Drummer (1)**

101	Miami	2005
-----	-------	------

**Jela Duncan (2)**

115	North Carolina	2015
109	Indiana	2015

**Mike Dunn (6)**

118	Virginia	1976
168	Georgia Tech	1976
152	N.C. State	1976
130	North Carolina	1976
122	Clemson	1977
105	N.C. State	1977

**George Dutrow (1)**

105	North Carolina	1956
-----	----------------	------

**Herbert Field (1)**

121	Virginia Tech	1951
-----	---------------	------

**Fred Folger (1)**

105	Maryland	1947
-----	----------	------

**James Futrell (1)**

123	Wake Forest	1962
-----	-------------	------

**Ned Gonet (1)**

110	South Carolina	1977
-----	----------------	------

**Art Gore (8)**

102	Clemson	1974
147	Georgia Tech	1974
107	Wake Forest	1974
171	North Carolina	1974
105	South Carolina	1976
116	Clemson	1976
107	N.C. State	1976
107	North Carolina	1976

**Julius Grantham (4)**

114	Maryland	1983
141	Indiana	1984
117	Wake Forest	1984
138	Vanderbilt	1986

**Mike Grayson (10)**

105	Georgia Tech	1980
104	Virginia Tech	1981
188	Wake Forest	1981
106	N.C. State	1981
102	Virginia	1982
173	Georgia Tech	1982
118	North Carolina	1982
118	Virginia	1983
152	Wake Forest	1983
106	North Carolina	1983

**Elmore Hackney (3)**

108	Clemson	1935
123	Tennessee	1935
144	Davidson	1935

**B.J. Hill (3)**

121	Western Carolina	1998
124	Maryland	1998
107	N.C. State	1999

**Ernie Jackson (1)**

181	Navy	1971
-----	------	------

**Mark Johnson (1)**

114	Maryland	1972
-----	----------	------

**John Johnston (1)**

112	Washington & Lee	1936
-----	------------------	------

**John Johnston (1)**

123	West Virginia	1971
-----	---------------	------

**Steve Jones (13)**

104	Florida	1970
112	Virginia	1970
171	Clemson	1970
204	Florida	1971
125	South Carolina	1971
140	Virginia	1971
123	Georgia Tech	1971
123	Stanford	1972
188	Virginia	1972
108	N.C. State	1972
148	Navy	1972
149	Georgia Tech	1972
201	Wake Forest	1972

**Jack Kistler (3)**

111	Wake Forest	1951
102	Washington & Lee	1952
123	SMU	1952

**Steve Lach (1)**

124	Oregon State	1941
-----	--------------	------

**Cliff Lewis (1)**

116	Richmond	1944
-----	----------	------

**Leo Long (1)**

115	Colgate	1941
-----	---------	------

**David Lowman (1)**

106	Rutgers	1993
-----	---------	------

**Buddy Luper (2)**

109	N.C. State	1943
146	North Carolina	1943

**Larry Martinez (2)**

199	South Carolina	1974
129	N.C. State	1975

**Laymarr Marshall (2)**

115	Maryland	1995
116	Navy	1996

**George McAfee (2)**

174	Wake Forest	1937
125	Syracuse	1939

**Jim Miller (1)**

110	N.C. State	1943
-----	------------	------

**Stanley Monk (2)**

104	N.C. State	1985
130	Rutgers	1987

**Buddy Mulligan (1)**

125	Richmond	1943
-----	----------	------

**Sonny Odom (1)**

113	N.C. State	1964
-----	------------	------

**Robert O'Mara (3)**

101	N.C. State	1936
180	Virginia Tech	1938
109	Syracuse	1938

**Bob Pascal (1)**

157	Wake Forest	1955
-----	-------------	------

**Ace Parker (3)**

140	Wake Forest	1935
142	South Carolina	1935
154	Wake Forest	1936

**Shaquille Powell (1)**

117	Arizona State	2014
-----	---------------	------

**Greg Rhett (4)**

109	Wake Forest	1977
154	Georgia Tech	1978
123	South Carolina	1978
114	Virginia	1978

**Robert Rute (1)**

103	N.C. State	1941
-----	------------	------

**Frank Ryan (2)**

101	Virginia	1967
149	Clemson	1967

**Desmond Scott (2)**

100	N.C. Central	2009
122	Wake Forest	2010

**Thomas Sirk (2)**

109	Virginia Tech	2015
155	Indiana	2015

**Charlie Smith (3)**

104	South Carolina	1951
109	Pittsburgh	1951
124	Virginia Tech	1951

**Red Smith (2)**

125	North Carolina	1952
123	Army	1953

**Josh Snead (5)**

107	Cincinnati	2012
108	Troy	2013
138	Miami	2013
104	Texas A&M	2013
102	Georgia Tech	2014

**Moffat Storer (1)**

112	Colgate	1940
-----	---------	------

**Frank Swiger (1)**

121	Georgia Tech	1940
-----	--------------	------

**Bill Thompson (1)**

125	N.C. State	1971
-----	------------	------

**Eric Tipton (5)**

110	Virginia Tech	1937
106	Davidson	1937
119	Washington & Lee	1937
149	Davidson	1938
100	Syracuse	1938

**Alex Wade (6)**

109	East
-----	------

# 1,000-YARD RUSHERS

## 1. Chris Douglas

Year	Att.	Yards	Avg.	TD
2000	110	503	4.57	6
2001	218	841	3.86	7
2002	131	640	4.89	2
2003	236	1,138	4.82	6
<b>Totals</b>	<b>695</b>	<b>3,122</b>	<b>4.49</b>	<b>21</b>

## 2. Steve Jones

Year	Att.	Yards	Avg.	TD
1970	203	854	4.21	8
1971	193	861	4.46	6
1972	287	1,236	4.31	6
<b>Total</b>	<b>683</b>	<b>2,951</b>	<b>4.32</b>	<b>20</b>

## 3. Randy Cuthbert

Year	Att.	Yards	Avg.	TD
1988	8	63	7.88	0
1989	187	1,042	5.57	10
1990	136	595	4.38	4
1991	19	59	3.11	0
1992	227	1,031	4.54	6
<b>Totals</b>	<b>577</b>	<b>2,790</b>	<b>4.84</b>	<b>20</b>

## 4. Mike Grayson

Year	Att.	Yards	Avg.	TD
1980	78	219	2.81	3
1981	179	744	4.16	1
1982	136	693	5.10	5
1983	181	785	4.34	8
<b>Totals</b>	<b>574</b>	<b>2,441</b>	<b>4.25</b>	<b>17</b>

## 5. Tony Benjamin

Year	Att.	Yards	Avg.	TD
1973	114	572	5.02	1
1974	107	381	3.56	5
1975	136	674	4.96	6
1976	156	624	4.00	3
<b>Totals</b>	<b>513</b>	<b>2,251</b>	<b>4.39</b>	<b>15</b>

## 6. Julius Grantham

Year	Att.	Yards	Avg.	TD
1982	16	60	3.75	1
1983	101	556	5.51	5
1984	110	395	3.59	1
1985	90	301	3.34	3
1986	158	677	4.29	1
<b>Totals</b>	<b>475</b>	<b>1,989</b>	<b>4.19</b>	<b>11</b>

## 7. Mike Dunn

Year	Att.	Yards	Avg.	TD
1975	103	413	4.01	2
1976	176	757	4.30	12
1977	161	576	3.58	7
1978	125	193	1.54	1
<b>Totals</b>	<b>565</b>	<b>1,939</b>	<b>3.43</b>	<b>22</b>

## 8. Roger Boone

Year	Att.	Yards	Avg.	TD
1986	0	0	—	0
1987	137	550	4.02	4
1988	185	836	4.52	7
1989	93	514	5.53	4
<b>Totals</b>	<b>415</b>	<b>1,900</b>	<b>4.58</b>	<b>15</b>

## 9. Ace Parker

Year	Att.	Yards	Avg.	TD
1934	86	325	3.78	3
1935	119	884	7.43	10
1936	111	647	5.83	8
<b>Total</b>	<b>316</b>	<b>1,856</b>	<b>5.87</b>	<b>21</b>

## 10. Robert Baldwin

Year	Att.	Yards	Avg.	TD
1991	2	17	8.50	0
1992	73	312	4.27	7
1993	70	332	4.74	1
1994	276	1,187	4.30	12
<b>Total</b>	<b>421</b>	<b>1,848</b>	<b>4.39</b>	<b>20</b>

## 11. Jay Calabrese

Year	Att.	Yards	Avg.	TD
1965	154	658	4.27	9
1966	175	580	3.31	10
1967	136	563	4.14	5
<b>Total</b>	<b>465</b>	<b>1,801</b>	<b>3.87</b>	<b>24</b>

## 12. Tom Davis

Year	Att.	Yards	Avg.	TD
1941	108	569	5.27	7
1942	136	417	3.07	9
1943	81	328	4.05	4
1944	137	461	3.37	8
<b>Total</b>	<b>462</b>	<b>1,775</b>	<b>3.84</b>	<b>28</b>

## 13. Wray Carlton

Year	Att.	Yards	Avg.	TD
1956	59	305	5.17	3
1957	158	833	5.27	8
1958	164	636	3.88	6
<b>Total</b>	<b>381</b>	<b>1,774</b>	<b>4.66</b>	<b>17</b>

## 14. Josh Sneed

Year	Att.	Yards	Avg.	TD
2010	45	221	4.91	1
2011	— DNP —			
2012	99	496	5.01	2
2013	107	651	6.08	2
2014	81	401	4.95	3
<b>Total</b>	<b>332</b>	<b>1,769</b>	<b>5.33</b>	<b>8</b>

## 15. Shaquille Powell

Year	Att.	Yards	Avg.	TD
2012	28	93	3.32	0
2013	62	344	5.55	2
2014	134	618	4.61	2
2015	125	542	4.34	3
<b>Total</b>	<b>349</b>	<b>1,597</b>	<b>4.58</b>	<b>7</b>

## 16. Eric Tipton

Year	Att.	Yards	Avg.	TD
1936	112	415	3.71	6
1937	125	594	4.75	7
1938	129	577	4.47	4
<b>Total</b>	<b>366</b>	<b>1,586</b>	<b>4.33</b>	<b>17</b>

## 17. Jela Duncan

Year	Att.	Yards	Avg.	TD
2012	109	553	5.07	4
2013	113	562	4.97	3
2014	— DNP —			
2015	67	460	6.87	3
<b>Total</b>	<b>289</b>	<b>1,575</b>	<b>5.45</b>	<b>10</b>

## 18. Letavious Wilks

Year	Att.	Yards	Avg.	TD
1996	116	554	4.76	2
1997	79	305	3.86	1
1998	109	362	3.32	6
1999	95	334	3.52	3
<b>Total</b>	<b>399</b>	<b>1,555</b>	<b>3.90</b>	<b>12</b>

## 19. Alex Wade

Year	Att.	Yards	Avg.	TD
2000	20	66	3.30	1
2001	64	249	3.89	4
2002	201	979	4.87	4
2003	58	252	4.35	2
<b>Total</b>	<b>343</b>	<b>1,546</b>	<b>4.51</b>	<b>11</b>

## 20. Art Gore

Year	Att.	Yards	Avg.	TD
1973	3	9	3.00	0
1974	125	627	5.02	4
1975	35	152	4.34	2
1976	152	742	4.88	7
<b>Total</b>	<b>315</b>	<b>1,530</b>	<b>4.86</b>	<b>13</b>

## 21. Bob Pascal

Year	Att.	Yards	Avg.	TD
1953	44	212	4.82	2
1954	107	561	5.24	9
1955	156	750	4.81	8
<b>Total</b>	<b>307</b>	<b>1,523</b>	<b>4.96</b>	<b>19</b>

## 22. Laymarr Marshall

Year	Att.	Yards	Avg.	TD
1994	6	16	2.67	0
1995	188	708	3.77	13
1996	115	390	3.39	3
1997	70	359	5.13	3
<b>Total</b>	<b>379</b>	<b>1,473</b>	<b>3.89</b>	<b>19</b>

## 23. Greg Boone

Year	Att.	Yards	Avg.	TD
1979	34	159	4.68	1
1980	94	340	3.62	1
1981	80	502	6.28	2
1982	78	434	5.56	2
<b>Total</b>	<b>286</b>	<b>1,435</b>	<b>5.02</b>	<b>6</b>

## 24. George Dutrow

Year	Att.	Yards	Avg.	TD
1956	54	340	6.30	2
1957	135	625	4.63	3
1958	112	442	3.95	2
<b>Total</b>	<b>301</b>	<b>1,407</b>	<b>4.67</b>	<b>7</b>

## 25. Elmore Hackney

Year	Att.	Yards	Avg.	TD
1935	70	521	7.44	6
1936	77	348	4.52	5
1937	85	490	5.77	9
<b>Total</b>	<b>232</b>	<b>1,359</b>	<b>5.86</b>	<b>20</b>

## 26. Robert O'Mara

Year	Att.	Yards	Avg.	TD
1936	69	303	4.39	3
1937	102	350	3.43	7
1938	162	703	4.34	5
<b>Total</b>	<b>333</b>	<b>1,356</b>	<b>4.07</b>	<b>15</b>

## 27. Mike Barney

Year	Att.	Yards	Avg.	TD
1974	35	166	4.74	1
1975	99	487	4.92	2
1976	71	373	5.25	3
1977	82	294	3.59	1
<b>Total</b>	<b>287</b>	<b>1,320</b>	<b>4.60</b>	<b>7</b>

## 28. Justin Boyle

Year	Att.	Yards	Avg.	TD
2004	50	241	4.82	2
2005	134	458	3.42	9
2006	91	358	3.93	5
2007	75	226	3.01	1
<b>Total</b>	<b>350</b>	<b>1,283</b>	<b>3.67</b>	<b>17</b>

## 29. George Clark

Year	Att.	Yards	Avg.	TD
1944	89	528	5.93	6
1945	64	530	8.28	7
1946	114	190	1.67	3
1947	38	31	0.82	3
<b>Total</b>	<b>305</b>	<b>1,279</b>	<b>4.19</b>	<b>19</b>

## 30. Billy Cox

Year	Att.	Yards	Avg.	TD
1948	57	199	3.49	2
1949	154	489	3.18	10
1950	191	567	2.97	3
<b>Total</b>	<b>402</b>	<b>1,255</b>	<b>3.12</b>	<b>15</b>

## 31. Juwan Thompson

Year	Att.	Yards	Avg.	TD
2010	25	87	3.48	0
2011	110	457	4.15	7
2012	75	352	4.69	1
2013	64	348	5.44	1
<b>Total</b>	<b>274</b>	<b>1,244</b>	<b>4.54</b>	<b>9</b>

## 32. Mark Leggett

Year	Att.	Yards	Avg.	TD
1960	92	444	4.83	3
1961	86	318	3.70	1
1962	114	478	4.19	4
<b>Total</b>	<b>292</b>	<b>1,240</b>	<b>4.25</b>	<b>8</b>

## 33. Red Smith

Year	Att.	Yards	Avg.	TD
1951	99	442	4.47	5
1952	79	414	5.24	5
1953	65	372	5.72	6
<b>Total</b>	<b>243</b>	<b>1,228</b>	<b>5.05</b>	<b>16</b>

## 34. Re'quan Boyette

Year	Att.	Yards	Avg.	TD
2005	60	252	4.20	1
2006	87	388	4.46	2
2007	104	432	4.15	2
2008	— DNP —			
2009	63	130	2.06	0
<b>Total</b>	<b>314</b>	<b>1,202</b>	<b>3.83</b>	<b>5</b>

## 35. Desmond Scott

Year
------

# TOUCHDOWN RUSHES OF 20+ YARDS

85, Charlie Smith	Virginia Tech, 1951	51, Jule Ward	North Carolina, 1935	30, Mike Dunn	North Carolina, 1978
85, Shaun Wilson	Indiana, 2015	51, Eric Tipton	Wake Forest, 1937	30, Desmond Scott	Richmond, 2011
83, Joel Arrington	Georgia Tech, 1959	50, Elmore Hackney	Wake Forest, 1937	29, George McAfee	N.C. State, 1939
83, Justin Boyle	The Citadel, 2004	49, Stanley Driskell	Georgia Tech, 1978	29, Tony Benjamin	Wake Forest, 1975
82, Billy Cox	Maryland, 1948	47, Steve Lach	Davidson, 1941	29, Chris Douglas	Georgia Tech, 2003
81, Ronnie Drummer	Miami, 2005	47, George Clark	South Carolina, 1945	29, Deon Adams	Virginia Tech, 2004
80, Moffat Storer	Colgate, 1940	46, Thomas Hughes	Virginia Tech, 1948	28, Charlie Smith	Washington & Lee, 1952
80, Buddy Luper	North Carolina, 1943	45, Billy Cox	Virginia Tech, 1949	28, Bernie Blaney	Army, 1954
79, Jasper Davis	Georgia Tech, 1940	45, David Lowman	Rutgers, 1993	28, Mike Dunn	Wake Forest, 1977
78, Billy Cox	North Carolina, 1949	45, Chris Douglas	Florida State, 2000	28, Greg Rhett	South Carolina, 1978
78, Re'quan Boyette	Florida State, 2005	45, Shaun Wilson	Kansas, 2014	27, Earle Wentz	N.C. State, 1934
75, Herbert Field	Virginia Tech, 1951	45, Jela Duncan	Army, 2015	27, Steve Lach	Maryland, 1941
73, Buddy Mulligan	Richmond, 1946	44, Billy Cox	George Washington, 1949	27, Al Hoover	N.C. State, 1941
73, Bill Thompson	Georgia Tech, 1970	43, George McAfee	Wake Forest, 1937	27, Moffat Storer	Pittsburgh, 1942
73, Thomas Sirk	Indiana, 2015	43, Robert O'Mara	Syracuse, 1938	26, Cedric Dargan	Clemson, 2003
72, Gordon Carver	Virginia, 1943	43, Jerry Barger	Wake Forest, 1954	26, Josh Snead	Texas A&M, 2013
70, George Clark	Georgia Tech, 1944	43, Jack Wilson	South Carolina, 1960	25, B.O. Cornelius	Wake Forest, 1934
70, Mark Leggett	Clemson, 1960	42, Elmore Hackney	Washington & Lee, 1937	25, Art Gore	Tennessee, 1976
69, George Clark	Wake Forest, 1945	42, Jasper Davis	Maryland, 1941	25, Tracy Smith	North Carolina, 1986
69, Mark Johnson	Maryland, 1972	42, Tom Davis	N.C. State, 1942	25, Roger Boone	Virginia, 1987
69, Chris Douglas	North Carolina, 2000	41, Jack Alexander	Auburn, 1934	25, Ronnie Drummer	North Carolina, 2005
69, Senterio Landrum	Navy, 2002	41, Ace Parker	N.C. State, 1935	25, Jela Duncan	Miami, 2015
69, Shaun Wilson	Kansas, 2014	41, Ronnie Falls	Virginia, 1953	24, Elmore Hackney	Georgia Tech, 1936
68, Jay Wilkinson	Clemson, 1963	41, Leroy Gallman	Colgate, 1991	24, Jasper Davis	N.C. State, 1939
68, Shaun Wilson	Kansas, 2014	41, Chris Douglas	Clemson, 2000	24, Howard Reynolds	Richmond, 1944
67, Elmore Hackney	Davidson, 1935	41, Chris Douglas	N.C. State, 2002	24, Cliff Lewis	South Carolina, 1944
67, Red Smith	North Carolina, 1952	40, Jack Alexander	South Carolina, 1935	24, James Futrell	Wake Forest, 1962
67, Jay Wilkinson	Clemson, 1963	40, Ace Parker	South Carolina, 1935	24, Larry Martinez	Wake Forest, 1975
67, Jay Calabrese	South Carolina, 1965	40, Jim Larue	Richmond, 1944	23, Ace Parker	Washington & Lee, 1935
66, Buddy Mulligan	Richmond, 1943	40, Jack Friedlund	Virginia Tech, 1949	23, Buddy Mulligan	N.C. Pre Flight, 1943
65, George Clark	South Carolina, 1945	40, Herbert Field	South Carolina, 1951	23, George Balitsaris	N.C. State, 1943
65, Jay Wilkinson	Virginia, 1963	39, Jack Alexander	VMI, 1933	23, Fred Folger	George Washington, 1948
65, T.J. Edwards	Ohio, 1986	39, W.D. McRoy	Virginia, 1953	23, Herbert Field	N.C. State, 1952
64, Jay Wilkinson	Virginia, 1963	39, Rich Searl	Wake Forest, 1971	23, Billy Futrell	Wake Forest, 1962
64, Stanley Broadie	Navy, 1977	39, Roger Boone	Georgia Tech, 1989	23, Mike Grayson	Wake Forest, 1980
64, Desmond Scott	Wake Forest, 2010	38, T.C. White	Navy, 1994	23, Laymarr Marshall	Wake Forest, 1997
63, Steve Lach	Wake Forest, 1940	39, Scottie Montgomery	Northwestern, 1998	23, Alex Wade	Maryland, 2003
61, Nick Laney	Wake Forest, 1932	38, Sean Renfree	Virginia, 2010	23, Ronnie Drummer	Georgia Tech, 2006
61, Jule Ward	Clemson, 1935	37, Tom Davis	Wake Forest, 1944	23, Desmond Scott	N.C. Central, 2009
61, Phil Asack	Maryland, 1968	36, Floyd Bell	Wake Forest, 1957	23, Anthony Boone	Memphis, 2013
61, Larry Martinez	N.C. State, 1975	36, Mike Bomgardner	North Carolina, 1973	22, Randy Cuthbert	North Carolina, 1990
60, Jule Ward	Washington & Lee, 1935	36, Desmond Scott	Virginia, 2010	22, Thaddeus Lewis	Kansas, 2009
60, John Johnston	Washington & Lee, 1936	35, Eric Tipton	Davidson, 1936	21, B.O. Cornelius	N.C. State, 1934
60, George McAfee	Syracuse, 1939	35, Billy Cox	Richmond, 1949	21, William Wartman	Davidson, 1941
60, George Clark	Wake Forest, 1945	35, Tom Powers	Richmond, 1950	21, George Clark	North Carolina, 1944
60, Billy Cox	Navy, 1948	35, Bob Zwirko	N.C. State, 1969	21, George Clark	Alabama, 1944
60, Randy Cuthbert	Georgia Tech, 1989	35, Robert Baldwin	Maryland, 1994	21, John Friedlund	Navy, 1948
58, Buddy Mulligan	Tennessee, 1947	35, Desmond Scott	Elon, 2010	20, Herbert Field	N.C. State, 1952
58, Greg Rhett	Virginia, 1978	35, Juwan Thompson	Virginia, 2012	20, Bernie Blaney	Pennsylvania, 1954
58, Shaun Wilson	Virginia Tech, 2015	34, George Clark	Bogue Field, 1945	20, Bryant Aldridge	North Carolina, 1954
57, Ace Parker	Wake Forest, 1935	34, Jack Kistler	Washington & Lee, 1952	20, Bernie Blaney	Tennessee, 1955
57, Robert O'Mara	Virginia Tech, 1938	34, Lloyd Caudle	North Carolina, 1953	20, Hal McElhaney	William & Mary, 1955
56, Ace Parker	Wake Forest, 1936	34, Frank Ryan	Wake Forest, 1965	20, Bernie Blaney	William & Mary, 1955
56, Frank Killian	Columbia, 1939	34, Mike Dunn	Georgia Tech, 1976	20, Oliver Rudy	North Carolina, 1955
56, Moffat Storer	Georgia Tech, 1942	34, Mike Dunn	N.C. State, 1977	20, Hal McElhaney	SMU, 1956
56, Al Woodall	West Virginia, 1966	34, Shaquille Powell	Miami, 2013	20, George Dutrow	Wake Forest, 1956
55, Ace Parker	South Carolina, 1935	33, Steve Jones	Virginia, 1971	20, Wray Carlton	Rice, 1957
55, Frank Killian	Davidson, 1940	33, William Thompson	Virginia, 1971	20, Wray Carlton	North Carolina, 1957
55, Walt Rappold	Navy, 1961	33, B.J. Hill	N.C. State, 1999	20, Bob Zwirko	N.C. State, 1969
55, James Devonshire	Virginia, 1965	33, Justin Boyle	Vanderbilt, 2006	20, Roger Boone	Wake Forest, 1989
54, Elmore Hackney	N.C. State, 1937	32, Ace Parker	North Carolina, 1935	20, Brandon Connette	Virginia, 2010
54, Tom Davis	Wake Forest, 1944	32, Winston Siegfried	Maryland, 1941	20, Brandon Connette	Georgia Tech, 2010
53, Tom Davis	Maryland, 1942	32, Anthony Boone	Troy, 2014	20, Juwan Thompson	Tulane, 2011
53, Wes Chesson	North Carolina, 1969	32, Shaquille Powell	Georgia Tech, 2015		
53, Letavious Wilks	Maryland, 1996	31, Billy Cox	Richmond, 1949		
53, Thomas Sirk	North Carolina, 2015	31, Billy Cox	Virginia Tech, 1949		
52, Kidd Brewer	Wake Forest, 1931	30, George McAfee	Syracuse, 1939		
52, Bob Pascal	N.C. State, 1954	30, William Wartman	Davidson, 1940		
52, Charles London	Florida State, 1995	30, Buddy Luper	Virginia, 1943		
52, Jela Duncan	North Carolina, 2015	30, Jack Kistler	Virginia Tech, 1951		



# RECEIVING RECORDS

## Most Pass Receptions, Game

1.	Corey Thomas	16 vs. Georgia Tech, 1997
2.	Roger Boone	15 vs. Vanderbilt, 1988
3.	Jon Jensen	14 vs. North Carolina, 1994
4.	Henley Carter	13 vs. Clemson, 1968
	Wes Chesson	13 vs. Clemson, 1970
	Mark Militello	13 vs. Clemson, 1983
	Mark Militello	13 vs. Georgia Tech, 1983
	Roger Boone	13 vs. Wake Forest, 1988
	Corey Thomas	13 vs. Virginia, 1995
10.	Ceep Youmans	12 vs. N.C. State, 1950
	Mike Grayson	12 vs. South Carolina, 1983
	Roger Boone	12 vs. Georgia Tech, 1987
	Scottie Montgomery	12 vs. Vanderbilt, 1998
	Conner Vernon	12 vs. Boston College, 2010
	Donovan Varner	12 vs. Boston College, 2011
	Jamison Crowder	12 vs. Texas A&M, 2013
	T.J. Rahming	12 vs. Virginia, 2015
18.	Dave Dunaway	11 vs. Maryland, 1966
	Wes Chesson	11 vs. Virginia, 1968
	Chris Castor	11 vs. Wake Forest, 1982
	Mark Militello	11 vs. North Carolina, 1982
	Clarkston Hines	11 vs. N.C. State, 1987
	Roger Boone	11 vs. North Carolina, 1988
	Aaron Shaw	11 vs. Maryland, 1991
	Bill Khayat	11 vs. Wisconsin, 1994
	Johnny Williams	11 vs. Northwestern, 2008
	Donovan Varner	11 vs. Wake Forest, 2009
	Desmond Scott	11 vs. Stanford, 2012
	Desmond Scott	11 vs. Wake Forest, 2012
	Conner Vernon	11 vs. Miami, 2012
	Jamison Crowder	11 vs. Memphis, 2013
	Johnell Barnes	11 vs. Tulane, 2015
33.	Marcel Courtillet	10 vs. Georgia Tech, 1968
	Wes Chesson	10 vs. South Carolina, 1970
	Doug Green	10 vs. North Carolina, 1985
	Bill Khayat	10 vs. Clemson, 1994
	Mark Wilson	10 vs. Virginia, 1995
	Mike Hart	10 vs. N.C. State, 2001
	Ben Patrick	10 vs. Clemson, 2005
	Jomar Wright	10 vs. Miami, 2006
	Donovan Varner	10 vs. North Carolina, 2008
	Conner Vernon	10 vs. N.C. State, 2009
	Conner Vernon	10 vs. Elon, 2010
	Conner Vernon	10 vs. FIU, 2012
	Jamison Crowder	10 vs. Stanford, 2012
	Desmond Scott	10 vs. Georgia Tech, 2012
	Conner Vernon	10 vs. Cincinnati, 2012
	Jamison Crowder	10 vs. Navy, 2013
	Jamison Crowder	10 vs. Wake Forest, 2013

## Most Pass Receptions, Season

1.	Jamison Crowder	2013	108
2.	Conner Vernon	2012	85
	Jamison Crowder	2014	85
4.	Jamison Crowder	2012	76
5.	Wes Chesson	1970	74
6.	Roger Boone	1988	73
	Conner Vernon	2010	73
8.	Conner Vernon	2011	70
9.	Clarkston Hines	1988	68
10.	Mike Grayson	1983	66
	Desmond Scott	2012	66
12.	Henley Carter	1968	65
	Donovan Varner	2009	65
14.	Mark Militello	1983	63
15.	Roger Boone	1987	62
16.	Clarkston Hines	1989	61
	Eron Riley	2008	61
	Donovan Varner	2011	61
19.	Scottie Montgomery	1998	60
	Donovan Varner	2010	60

## Most Pass Receptions Per Game, Season

1.	Jamison Crowder (108-14)	2013	7.71
2.	Wes Chesson (74-10)	1970	7.40
3.	Roger Boone (73-11)	1988	6.64
4.	Conner Vernon (85-13)	2012	6.54
	Jamison Crowder (85-13)	2014	6.54
6.	Henley Carter (65-10)	1968	6.50
7.	Clarkston Hines (68-11)	1989	6.18

## Most Pass Receptions, Career

1.	Conner Vernon	2009-12	283
	Jamison Crowder	2011-14	283
3.	Donovan Varner	2008-11	207
4.	Clarkston Hines	1986-89	189
5.	Scottie Montgomery	1996-99	171
6.	Roger Boone	1986-89	168
7.	Wes Chesson	1968-70	164
8.	Corey Thomas	1994-97	162
9.	Randy Cuthbert	1988-92	147
10.	Eron Riley	2005-08	144
11.	Desmond Scott	2009-12	143
12.	Doug Green	1983-87	142
13.	Mike Grayson	1980-83	141
14.	Austin Kelly	2007-10	129
15.	Mark Militello	1980-83	122
	Jomar Wright	2004-07	122
17.	Walter Jones	1988-91	119
18.	Max McCaffrey	2012-15	117
19.	Cedric Jones	1978-81	99
20.	Stan Crisson	1961-63	98
	Issac Blakeney	2012-14	98
22.	Ben Erdeljac	1997-01	97
23.	Stanley Dorsey	1990-93	96
24.	Bill Khayat	1992-95	93
	Richmond Flowers	1997-99	93
	Brandon Braxton	2010-13	93
27.	Ron Frederick	1979-81	92
	Dave Colonna	1986-89	92
	Brad Breedlove	1990-93	92
30.	Henley Carter	1966-68	91
31.	Robert Baldwin	1991-94	89
	Chris Douglas	2000-03	89
33.	Jason Cooper	1984-87	87
34.	Mike Hart	1998-01	86
35.	Julius Grantham	1983-86	84
36.	Tom Hall	1975-77	83
37.	Troy Slade	1973-75	82
38.	Ben Patrick	2003-05	79
39.	Jeff Hodrick	1994-97	78
40.	Cooper Helfet	2010-11	77
41.	Chuck Drulis	1963-65	76
	Jon Jensen	1992-94	76
	Khary Sharpe	2001-03	76
44.	Dave Dunaway	1964-66	75
	Reggie Love	2000-03	75
46.	Scott Russell	1981-84	74
47.	Chris Castor	1979-82	73
48.	Raphael Chestnut	2005-08	72
49.	Tee Moorman	1958-60	71
	Marcel Courtillet	1967-69	71
	Chris Brown	1988-91	71

## Most Pass Receptions Per Game, Career

1.	Conner Vernon (283-48)	2009-12	5.90
2.	Wes Chesson (164-30)	1968-70	5.47
3.	Jamison Crowder (283-52)	2011-14	5.44
4.	Roger Boone (168-36)	1987-89	4.67
5.	Donovan Varner (207-46)	2008-11	4.50
6.	Clarkston Hines (198-44)	1986-89	4.30

## Most Receiving Yards, Game

1.	Chris Castor	283 vs. Wake Forest, 1982
2.	Corey Thomas	276 vs. Georgia Tech, 1997
3.	Clarkston Hines	251 vs. Wake Forest, 1989
4.	Scottie Montgomery	243 vs. Vanderbilt, 1998
5.	Eron Riley	235 vs. Navy, 2007
6.	Henley Carter	209 vs. Clemson, 1968
7.	Jamison Crowder	203 vs. Miami, 2012
8.	Clarkston Hines	192 vs. N.C. State, 1987
9.	T.J. Rahming	190 vs. Virginia, 2015
10.	Wes Chesson	189 vs. South Carolina, 1970
11.	Cedric Jones	183 vs. Maryland, 1981
12.	Conner Vernon	181 vs. Wake Forest, 2010
13.	Tom Powers	180 vs. Richmond, 1950
	Conner Vernon	180 vs. FIU, 2012
15.	Wes Chesson	176 vs. Virginia, 1968
	Jomar Wright	176 vs. Miami, 2006
17.	Jon Jensen	174 vs. North Carolina, 1994
	Donovan Varner	174 vs. Wake Forest, 2009
19.	Richmond Flowers	173 vs. Maryland, 1999
20.	Scottie Montgomery	172 vs. Virginia, 1999
21.	Roger Boone	169 vs. Georgia Tech, 1987
22.	Cedric Jones	167 vs. Virginia, 1981
	Jamison Crowder	167 vs. Clemson, 2012
24.	Marcel Courtillet	166 vs. Michigan, 1968
25.	Mike Hart	165 vs. N.C. State, 2001
	Donovan Varner	165 vs. Miami, 2009
	Jamison Crowder	165 vs. Pittsburgh, 2014

## Most Receiving Yards, Season

1.	Jamison Crowder	2013	1,360
2.	Clarkston Hines	1989	1,149
3.	Clarkston Hines	1987	1,093
4.	Wes Chesson	1970	1,080
5.	Jamison Crowder	2012	1,074
	Conner Vernon	2012	1,074
7.	Clarkston Hines	1988	1,067
8.	Donovan Varner	2009	1,047
9.	Jamison Crowder	2014	1,044
10.	Conner Vernon	2010	973
11.	Conner Vernon	2011	956
12.	Chris Castor	1982	952
13.	Henley Carter	1968	892
14.	Cedric Jones	1981	832
15.	Eron Riley	2007	830
16.	Scottie Montgomery	1999	819
17.	Doug Green	1985	804
18.	Wes Chesson	1968	794
19.	Scottie Montgomery	1998	793
20.	Conner Vernon	2009	746
21.	Donovan Varner	2010	736
22.	Mark Militello	1982	725
23.	Donovan Varner	2011	713
24.	Corey Thomas	1997	707
25.	Richmond Flowers	1998	704

## Most Receiving Yards Per Game, Season

1.	Wes Chesson (1,080-10)	1970	108.00
2.	Clarkston Hines (1,149-11)	1989	104.45
3.	Clarkston Hines (1,093-11)	1987	99.36
4.	Jamison Crowder (1,360-14)	2013	97.14
5.	Clarkston Hines (1,067-11)	1988	97.00
6.	Henley Carter (892-10)	1968	89.20

**Most Receiving Yards, Career**

1.	Conner Vernon	2009-12	3,749
2.	Jamison Crowder	2011-14	3,641
3.	Clarkston Hines	1986-89	3,318
4.	Donovan Varner	2008-11	2,660
5.	Eron Riley	2005-08	2,413
6.	Wes Chesson	1968-70	2,399
7.	Scottie Montgomery	1996-99	2,378
8.	Corey Thomas	1994-97	2,267
9.	Doug Green	1983-87	2,082
10.	Walter Jones	1988-91	1,968
11.	Cedric Jones	1978-81	1,732
12.	Jomar Wright	2004-07	1,638
13.	Stanley Dorsey	1990-93	1,507
14.	Brad Breedlove	1990-93	1,500
15.	Mark Militello	1980-83	1,493
16.	Roger Boone	1986-89	1,444
17.	Austin Kelly	2007-10	1,439
18.	Richmond Flowers	1997-99	1,415
19.	Chris Castor	1979-82	1,384
20.	Ron Frederick	1979-81	1,373

**Most Receiving Yards Per Game, Career**

1.	Wes Chesson (2,399-30)	1968-70	79.97
2.	Conner Vernon (3,749-48)	2009-12	78.10
3.	Clarkston Hines (3,318-44)	1986-89	75.41
4.	Jamison Crowder (3,641-52)	2011-14	70.02
5.	Donovan Varner (2,660-46)	2008-11	57.83
6.	Eron Riley (2,413-45)	2005-08	53.62

**Highest Yards Per Reception, Game (4 rec.)**

1.	Tom Powers (4-180)	45.0 vs. Richmond, 1950
2.	Clarkston Hines (6-251)	41.83 vs. Wake Forest, 1989
3.	Eron Riley (6-235)	39.17 vs. Navy, 2007
4.	Dave Dunaway (4-156)	39.00 vs. Rice, 1965
5.	Chuck Herring (4-146)	36.50 vs. Clemson, 1984
6.	Cedric Jones (5-167)	33.40 vs. Virginia, 1981
7.	Eron Riley (4-130)	32.50 vs. Clemson, 2005
8.	Brad Breedlove (5-160)	32.00 vs. Clemson, 1991
9.	Conner Vernon (4-128)	32.00 vs. Va. Tech, 2009
10.	Walter Jones (5-159)	31.80 vs. Rutgers, 1991
11.	Clarkston Hines (4-123)	30.75 vs. Vanderbilt, 1987
12.	Cedric Jones (6-183)	30.50 vs. Maryland, 1981
13.	Wes Chesson (5-150)	30.00 vs. North Carolina, 1970

**Highest Yards Per Reception, Season (25 rec.)**

1.	Eron Riley (40-830)	2007	20.75
2.	Chris Castor (46-952)	1982	20.70
3.	Eron Riley (32-643)	2006	20.09
4.	Cedric Jones (42-832)	1981	19.81
5.	Clarkston Hines (57-1,093)	1987	19.18
6.	Clarkston Hines (61-1,149)	1989	18.84
7.	Mike Hart (31-540)	2000	17.42
8.	Chuck Herring (37-627)	1984	16.95
9.	Wes Chesson (47-794)	1968	16.89
10.	Walter Jones (31-518)	1991	16.71
11.	Brad Breedlove (35-524)	1992	16.52
12.	Ben Erdeljac (42-684)	2001	16.29
13.	Donovan Varner (65-1,047)	2009	16.11
14.	Walter Jones (36-578)	1988	16.06
15.	Mike Hart (30-476)	2001	15.87
16.	Troy Slade (31-489)	1974	15.774
17.	Walter Jones (33-520)	1989	15.768
18.	Doug Green (51-804)	1985	15.765
19.	Corey Thomas (45-707)	1997	15.711
20.	Clarkston Hines (68-1,067)	1988	15.69

**Highest Yards Per Reception, Career (70 rec.)**

1.	Chris Castor (73-1,384)	1979-82	18.96
2.	Clarkston Hines (189-3,318)	1986-89	17.56
3.	Cedric Jones (99-1,732)	1978-81	17.49
4.	Eron Riley (144-2,413)	2005-08	16.77
5.	Walter Jones (119-1,968)	1988-91	16.54
6.	Brad Breedlove (92-1,500)	1990-93	16.30
7.	Troy Slade (82-1,334)	1973-75	16.27
8.	Mike Hart (86-1,370)	1998-01	15.93
9.	Stanley Dorsey (96-1,507)	1990-93	15.70
10.	Dave Dunaway (75-1,145)	1964-66	15.27
11.	Richmond Flowers (93-1,415)	1997-99	15.22
12.	Ron Frederick (92-1,373)	1979-81	14.92
13.	Doug Green (142-2,082)	1983-87	14.66
14.	Wes Chesson (164-2,399)	1968-70	14.63
15.	Jon Jensen (76-1,080)	1992-94	14.21
16.	Dave Colonna (92-1,295)	1986-89	14.08
17.	Corey Thomas (162-2,267)	1994-97	13.99
18.	Henley Carter (91-1,267)	1966-68	13.92
19.	Scottie Montgomery (171-2,379)	1996-99	13.91
20.	Ben Erdeljac (97-1,304)	1997-01	13.44
21.	Jomar Wright (122-1,638)	2004-07	13.43
22.	Conner Vernon (283-3,749)	2009-12	13.25
23.	Tom Hall (83-1,099)	1975-77	13.24
24.	Jamison Crowder (283-3,641)	2011-14	12.87
25.	Donovan Varner (207-2,660)	2008-11	12.85

**Most Games, 1+ Pass Reception, Season**

1.	Jamison Crowder	2013	14
	Braxton Deaver	2013	14
3.	Jamison Crowder	2012	13
	Desmond Scott	2012	13
	Conner Vernon	2012	13
	Issac Blakeney	2014	13
	Jamison Crowder	2014	13
	Max McCaffrey	2015	13

**Most Games, 1+ Pass Reception, Career**

1.	Conner Vernon	2009-12	48
2.	Jamison Crowder	2011-14	46
3.	Donovan Varner	2008-11	43
4.	Corey Thomas	1994-97	41
	Desmond Scott	2009-12	41
6.	Eron Riley	2005-08	40
7.	Randy Cuthbert	1988-92	38
	Scottie Montgomery	1996-99	38
9.	Doug Green	1983-87	37
	Austin Kelly	2007-10	37
	Max McCaffrey	2012-15	37

**Most Games, 2+ Pass Receptions, Season**

1.	Jamison Crowder	2013	14
	Braxton Deaver	2013	14
3.	Jamison Crowder	2012	13
	Desmond Scott	2012	13
	Conner Vernon	2012	13
	Jamison Crowder	2014	13
7.	Austin Kelly	2009	12
	Donovan Varner	2010	12
	Conner Vernon	2011	12
	Max McCaffrey	2015	12

**Most Games, 2+ Pass Receptions, Career**

1.	Conner Vernon	2009-12	47
2.	Jamison Crowder	2011-14	44
3.	Donovan Varner	2008-11	38
4.	Corey Thomas	1994-97	37
5.	Desmond Scott	2009-12	35
6.	Scottie Montgomery	1996-99	34
	Eron Riley	2005-08	34
8.	Clarkston Hines	1986-89	33
9.	Randy Cuthbert	1988-92	31
10.	Walter Jones	1988-91	29
	Austin Kelly	2007-10	29
	Max McCaffrey	2012-15	29

**Most Games, 5+ Pass Receptions, Season**

1.	Jamison Crowder	2013	13
2.	Conner Vernon	2012	11
	Jamison Crowder	2014	11
4.	Jamison Crowder	2012	10
5.	Wes Chesson	1970	9
	Roger Boone	1987	9
	Conner Vernon	2010	9
	Conner Vernon	2011	9
9.	Henley Carter	1968	8
	Clarkston Hines	1988	8

**Most Games, 5+ Pass Receptions, Career**

1.	Conner Vernon	2009-12	34
	Jamison Crowder	2011-14	34
3.	Clarkston Hines	1986-89	21
4.	Wes Chesson	1968-70	18
	Donovan Varner	2008-11	18
6.	Roger Boone	1986-89	17
	Scottie Montgomery	1996-99	17
8.	Doug Green	1983-87	15
9.	Randy Cuthbert	1988-92	14
10.	Mike Grayson	1980-83	13
	Corey Thomas	1994-97	13

**Most Games, 10+ Pass Receptions, Season**

1.	Jamison Crowder	2013	4
2.	Roger Boone	1988	3
	Desmond Scott	2012	3
	Conner Vernon	2012	3
5.	Wes Chesson	1970	2
	Mark Militello	1983	2
	Bill Khayat	1994	2
	Conner Vernon	2010	2

**Most Games, 10+ Pass Receptions, Career**

1.	Conner Vernon	2009-12	6
2.	Jamison Crowder	2011-14	5
3.	Roger Boone	1986-89	4
4.	Wes Chesson	1968-70	3
	Mark Militello	1980-83	3
	Donovan Varner	2008-11	3
	Desmond Scott	2009-12	3

**Most Consecutive Games, 1+ Pass Reception**

1.	Conner Vernon	2009-12	48
2.	Jamison Crowder	2011-14	41
3.	Desmond Scott	2009-12	39
4.	Donovan Varner	2008-11	37
5.	Scottie Montgomery	1996-99	35
6.	Randy Cuthbert	1988-92	34
7.	Roger Boone	1986-89	28
	Clarkston Hines	1986-89	28
9.	Doug Green	1983-87	27
10.	Wes Chesson	1968-70	25

**Most Consecutive Games, 2+ Pass Receptions**

1.	Jamison Crowder	41
<i>(Last 1 game of 2011; all 13 games of 2012; all 14 games of 2013; all 13 games of 2014)</i>		
2.	Clarkston Hines	28
<i>(Last 6 games of 1987; all 11 games of 1988; all 11 games of 1989)</i>		
	Conner Vernon	28
<i>(Last 3 games of 2010; all 12 games of 2011; all 13 games of 2012)</i>		
4.	Donovan Varner	27
<i>(Last 10 games of 2009; all 12 games in 2010; first 5 games of 2011)</i>		
5.	Desmond Scott	21
<i>(Last 8 games of 2011; all 13 games of 2012)</i>		
6.	Scottie Montgomery	19
<i>(Last 8 games of 1998; all 11 games of 1999)</i>		
7.	Eron Riley	17
<i>(Last 7 games of 2007; first 10 games of 2008)</i>		
	Conner Vernon	17
<i>(Last 9 games of 2009; first 8 games of 2010)</i>		
9.	Roger Boone	16
<i>(All 11 games of 1987; first 5 games of 1988)</i>		

**Most Consecutive Games, 5+ Pass Receptions**

1.	Conner Vernon	10
<i>(Last 3 games of 2010; first 7 games of 2011)</i>		
2.	Jamison Crowder	9
<i>(Last 2 games of 2012; first 7 games of 2013)</i>		
3.	Clarkston Hines	8
<i>(Last 6 games of 1987; first 2 games of 1988)</i>		
	Jamison Crowder	8
<i>(Last 6 games of 2013; first 2 games of 2014)</i>		
5.	Wes Chesson	7
<i>(Last 3 games of 1969; first 4 games of 1970)</i>		
	Roger Boone	7
<i>(Last 6 games of 1987; first game of 1988)</i>		
	Jamison Crowder	7
<i>(Last 7 games of 2014)</i>		
8.	Mike Grayson	6
<i>(Games 2-7 of 1983)</i>		
	Conner Vernon	6
<i>(First 6 games of 2012)</i>		

**Most Touchdown Receptions, Game**

1.	Corey Thomas	4 vs. Georgia Tech, 1997
	Eron Riley	4 vs. Navy, 2007
3.	Stan Crisson	3 vs. Clemson, 1963
	Dave Dunaway	3 vs. Rice, 1965
	Chris Castor	3 vs. Wake Forest, 1982
	Doug Green	3 vs. North Carolina, 1985
	Clarkston Hines	3 vs. Georgia Tech, 1987
	Clarkston Hines	3 vs. N.C. State, 1987
	Clarkston Hines	3 vs. Tennessee, 1988
	Clarkston Hines	3 vs. Army, 1989
	Clarkston Hines	3 vs. Wake Forest, 1989
	Clarkston Hines	3 vs. North Carolina, 1989
	Eron Riley	3 vs. Navy, 2008

**Most Touchdown Receptions, Season**

1.	Clarkston Hines	1989	17
2.	Chris Castor	1982	13
3.	Clarkston Hines	1987	11
4.	Cedric Jones	1981	10
	Clarkston Hines	1988	10
6.	Eron Riley	2007	9
7.	Doug Green	1985	8
	Corey Thomas	1994	8
	Eron Riley	2008	8
	Donovan Varner	2009	8
	Jamison Crowder	2012	8
	Conner Vernon	2012	8
	Jamison Crowder	2013	8
14.	Stan Crisson	1963	7
	Keith Ewell	1988	7
	Corey Thomas	1997	7
	Issac Blakeney	2014	7

**Most Touchdown Receptions, Career**

1.	Clarkston Hines	1986-89	38
2.	Corey Thomas	1994-97	25
3.	Jamison Crowder	2011-14	23
4.	Eron Riley	2005-08	22
5.	Cedric Jones	1978-81	21
	Conner Vernon	2009-12	21
7.	Doug Green	1983-87	18
8.	Chris Castor	1978-82	17
	Walter Jones	1988-91	17
10.	Stanley Dorsey	1990-93	13
	Scottie Montgomery	1996-99	13
	Donovan Varner	2008-11	13

**Most Seasons, 3+ Touchdown Receptions**

1.	Corey Thomas (1994-95-96-97)	4
	Walter Jones (1988-89-90-91)	4
	Conner Vernon (2009-10-11-12)	4
4.	Wes Chesson (1968-69-70)	3
	Cedric Jones (1979-80-81)	3
	Clarkston Hines (1987-88-89)	3
	Scottie Montgomery (1997-98-99)	3
	Stanley Dorsey (1990-92-93)	3
	Eron Riley (2006-07-08)	3
	Jamison Crowder (2012-13-14)	3
	Max McCaffrey (2013-14-15)	3

**Most Seasons, 5+ Touchdown Receptions**

1.	Clarkston Hines (1987-88-89)	3
	Corey Thomas (1994-95-97)	3
	Jamison Crowder (2012-13-14)	3
4.	Cedric Jones (1980-81)	2
	Doug Green (1985-86)	2
	Walter Jones (1990-91)	2
	Eron Riley (2007-08)	2
	Conner Vernon (2011-12)	2

**Most Seasons, 10+ Touchdown Receptions**

1.	Clarkston Hines (1987-88-89)	3
2.	Cedric Jones (1981)	1
	Chris Castor (1982)	1



**Most Consecutive Games, 1+ TD Reception**

1. Chris Castor	6
<i>(1982: Tennessee, S. Carolina, Virginia, Navy, Va. Tech &amp; Clemson)</i>	
Clarkston Hines	6
<i>(1987: GT, WF, N.C. State &amp; N. Carolina; 1988: NW &amp; Tenn.)</i>	
3. Cedric Jones	5
<i>(1981: Virginia, East Carolina, Virginia Tech, Clemson &amp; Maryland)</i>	
4. Clarkston Hines	4
<i>(1988: N.C. State &amp; N. Carolina; 1989: S. Carolina &amp; Northwestern)</i>	
Clarkston Hines	4
<i>(1989: Virginia, Clemson, Army &amp; Maryland)</i>	
Corey Thomas	4
<i>(1996: N.C. State, Wake Forest &amp; N. Carolina; 1997: N.C. State)</i>	

**Most Games, 2+ TD Receptions, Season**

1. Clarkston Hines	1989	5
2. Chris Castor	1982	4
Clarkston Hines	1987	4

**Most Games, 2+ TD Receptions, Career**

1. Clarkston Hines	1986-89	10
2. Chris Castor	1978-82	5
Conner Vernon	2009-12	5
Jamison Crowder	2011-14	5
5. Cedric Jones	1978-81	4
Doug Green	1983-87	4
Walter Jones	1988-91	4
Corey Thomas	1994-97	4
Eron Riley	2005-08	4

**Most Touchdown Receptions of 20+ Yards, Game**

1. Tom Powers <i>(66, 48 &amp; 46)</i>	3 vs. Richmond, 1950
Chris Castor <i>(42, 38 &amp; 35)</i>	3 vs. Wake Forest, 1982
Eron Riley <i>(76, 69 &amp; 35)</i>	3 vs. Navy, 2007
4. 27 with 2; last Jamison Crowder <i>(45 &amp; 39)</i>	2 vs. Pittsburgh, 2014

**Most Touchdown Receptions of 20+ Yards, Season**

1. Chris Castor	1982	9
2. Clarkston Hines	1987	7
Jamison Crowder	2012	7
4. Cedric Jones	1981	6
Clarkston Hines	1989	6
Corey Thomas	1994	6
Eron Riley	2007	6
8. Keith Ewell	1988	5
Eron Riley	2008	5
Donovan Varner	2009	5
Conner Vernon	2012	5

**Most Touchdown Receptions of 20+ Yards, Career**

1. Jamison Crowder	2011-14	16
2. Clarkston Hines	1986-89	14
Eron Riley	2005-08	14
4. Chris Castor	1978-80, 82	13
Corey Thomas	1994-97	13
Conner Vernon	2009-12	13
7. Cedric Jones	1978-81	10
Walter Jones	1988-91	10
9. Doug Green	1983, 85-87	9
10. Scottie Montgomery	1996-99	8

**Most Touchdown Receptions of 50+ Yards, Game**

1. Dave Dunaway <i>(60 &amp; 62)</i>	2 vs. Rice, 1965
Clarkston Hines <i>(76 &amp; 97)</i>	2 vs. Wake Forest, 1989
Brad Breedlove <i>(55 &amp; 72)</i>	2 vs. Clemson, 1991
Eron Riley <i>(69 &amp; 76)</i>	2 vs. Navy, 2007
Conner Vernon <i>(51 &amp; 70)</i>	2 vs. Wake Forest, 2010

**Most Touchdown Receptions of 50+ Yards, Season**

1. Jamison Crowder	2012	5
2. Eron Riley	2007	4
Jamison Crowder	2013	4
4. Conner Vernon	2010	3
5. Buddy Mulligan	1946	2
Ed Post	1954	2
Mark Leggett	1961	2
Dave Dunaway	1965	2
Dave Dunaway	1966	2
Troy Slade	1973	2
Cedric Jones	1979	2
Chris Castor	1980	2
Clarkston Hines	1989	2
Walter Jones	1990	2
Brad Breedlove	1991	2

**Most Touchdown Receptions of 50+ Yards, Career**

1. Jamison Crowder	2011-14	10
2. Eron Riley	2005-08	5
3. Dave Dunaway	1964-66	4
Walter Jones	1988-91	4
Conner Vernon	2009-12	4
6. Cedric Jones	1978-81	3
Chris Castor	1978-82	3
Clarkston Hines	1986-89	3

**100-Yard Receiving Games, Season**

1. Jamison Crowder	2013	7
2. Clarkston Hines	1987	6
Clarkston Hines	1988	6
Clarkston Hines	1989	6
5. Wes Chesson	1970	5
Donovan Varner	2009	5
Jamison Crowder	2012	5
Conner Vernon	2012	5
9. Wes Chesson	1968	4
Conner Vernon	2010	4
Jamison Crowder	2014	4

**100-Yard Receiving Games, Career**

1. Clarkston Hines	1986-89	18
2. Jamison Crowder	2011-14	16
3. Conner Vernon	2009-12	14
4. Wes Chesson	1968-70	9
Donovan Varner	2008-11	9
6. Doug Green	1983-87	6
Eron Riley	2005-08	6
Mark Milittello	1981-83	6
9. Richmond Flowers	1997-99	5
10. Cedric Jones	1978-81	4
Stanley Dorsey	1990-93	4
Scottie Montgomery	1996-99	4

**Most Consecutive Games, 100+ Receiving Yards**

1. Clarkston Hines	7
<i>(1987: WF, NCS &amp; NC; 1988: NW, TENN, CIT &amp; UVA)</i>	
2. Three tied with last by Donovan Varner	3
<i>(2009: Miami &amp; Wake Forest; 2010: Elon)</i>	

**Most Seasons, 50+ Receptions**

1. Conner Vernon <i>(2009-10-11-12)</i>	4
2. Clarkston Hines <i>(1987-88-89)</i>	3
Scottie Montgomery <i>(1997-98-99)</i>	3
Donovan Varner <i>(2009-10-11)</i>	3
Jamison Crowder <i>(2012-13-14)</i>	3

**Most Seasons, 60+ Receptions**

1. Donovan Varner <i>(2009-10-11)</i>	3
Conner Vernon <i>(2010-11-12)</i>	3
Jamison Crowder <i>(2012-13-14)</i>	3
4. Roger Boone <i>(1987-88)</i>	2
Clarkston Hines <i>(1988-89)</i>	2

**Most Seasons, 70+ Receptions**

1. Conner Vernon <i>(2010-11-12)</i>	3
Jamison Crowder <i>(2012-13-14)</i>	3
3. Wes Chesson <i>(1970)</i>	1
Roger Boone <i>(1973)</i>	1

**Most Seasons, 80+ Receptions**

1. Jamison Crowder <i>(2013-14)</i>	2
2. Conner Vernon <i>(2012)</i>	1

**Most Seasons, 90+ Receptions**

1. Jamison Crowder <i>(2013)</i>	1
----------------------------------	---

**Most Seasons, 100+ Receptions**

1. Jamison Crowder <i>(2013)</i>	1
----------------------------------	---

**Most Seasons, 500+ Receiving Yards**

1. Corey Thomas (1994-95-96-97)	4
Conner Vernon (2009-10-11-12)	4
3. Wes Chesson (1968-69-70)	3
Clarkston Hines (1987-88-89)	3
Walter Jones (1988-89-91)	3
Scottie Montgomery (1997-98-99)	3
Eron Riley (2006-07-08)	3
Donovan Varner (2009-10-11)	3
Jamison Crowder (2012-13-14)	3

**Most Seasons, 600+ Receiving Yards**

1. Conner Vernon (2009-10-11-12)	4
2. Clarkston Hines (1987-88-89)	3
Scottie Montgomery (1997-98-99)	3
Eron Riley (2006-07-08)	3
Donovan Varner (2009-10-11)	3
Jamison Crowder (2012-13-14)	3

**Most Seasons, 700+ Receiving Yards**

1. Conner Vernon (2009-10-11-12)	4
2. Clarkston Hines (1987-88-89)	3
Donovan Varner (2009-10-11)	3
Jamison Crowder (2012-13-14)	3
5. Wes Chesson (1968-70)	2
Scottie Montgomery (1998-99)	2

**Most Seasons, 800+ Receiving Yards**

1. Clarkston Hines (1987-88-89)	3
Conner Vernon (2010-11-12)	3
Jamison Crowder (2012-13-14)	3

**Most Seasons, 900+ Receiving Yards**

1. Clarkston Hines (1987-88-89)	3
Conner Vernon (2010-11-12)	3
Jamison Crowder (2012-13-14)	3
4. Wes Chesson (1970)	1
Chris Castor (1982)	1
Donovan Varner (2009)	1

**Most Seasons, 1,000+ Receiving Yards**

1. Clarkston Hines (1987-88-89)	3
Jamison Crowder (2012-13-14)	3
3. Wes Chesson (1970)	1
Donovan Varner (2009)	1
Conner Vernon (2012)	1

**Two Players, 10+ Receptions, Game**

1. Virginia, 1995	
Corey Thomas (13) & Marc Wilson (10)	
2. Stanford, 2012	
Desmond Scott (11) & Jamison Crowder (10)	

**Two Players, 100+ Receiving Yards, Game**

1. Wake Forest, 1980 Ron Frederick (6-135) & Cedric Jones (7-104)	
2. North Carolina, 1983 Scott Russell (7-102) & Doug Green (5-101)	
3. Vanderbilt, 1987 Clarkston Hines (4-123) & Doug Green (6-100)	
4. N.C. State, 1987 Clarkston Hines (11-192) & Dave Colonna (6-101)	
5. The Citadel, 1988 Walter Jones (7-139) & Clarkston Hines (3-108)	
6. North Carolina, 1988 Roger Boone (11-138) & Clarkston Hines (8-104)	
7. North Carolina, 1993 Jon Jensen (3-107) & Stanley Dorsey (7-104)	
8. North Carolina, 1994 Jon Jensen (14-174) & Bill Khayat (8-104)	
9. Virginia, 1995 Marc Wilson (10-156) & Corey Thomas (13-132)	
10. Maryland, 1999 Richmond Flowers (8-173) & S. Montgomery (9-121)	
11. Clemson, 2005 Eron Riley (4-130) & Ben Patrick (10-100)	
12. Maryland, 2009 Donovan Varner (8-120) & Conner Vernon (5-102)	
13. Virginia, 2009 Donovan Varner (7-113) & Conner Vernon (7-103)	
14. Elon, 2010 Conner Vernon (10-129) & Donovan Varner (7-123)	
15. FIU, 2011 Conner Vernon (8-117) & Donovan Varner (7-111)	
16. FIU, 2012 Conner Vernon (10-180) & Jamison Crowder (6-102)	
17. Miami, 2012 Jamison Crowder (8-203) & Conner Vernon (11-109)	
18. Texas A&M, 2013 Jamison Crowder (12-163) & Braxton Deaver (6-116)	
19. Wake Forest, 2014 Issac Blakeney (7-107) & Jamison Crowder (8-102)	
20. Virginia, 2015 T.J. Rahming (12-190) & Anthony Nash (5-104)	

**Two Players, 600+ Receiving Yards, Season**

1. Henley Carter (892) & Wes Chesson (794)	1968
2. Chris Castor (952) & Mark Militello (725)	1982
3. Clarkston Hines (1,067) & Roger Boone (630)	1988
4. Corey Thomas (707) & Scottie Montgomery (633)	1997
5. Scottie Montgomery (793) & Richmond Flowers (704)	1998
6. Scottie Montgomery (819) & Richmond Flowers (649)	1999
7. Donovan Varner (1,047), Conner Vernon (746) & Austin Kelly (625)	2009
8. Conner Vernon (973) & Donovan Varner (736)	2010
9. Conner Vernon (956) & Donovan Varner (713)	2011
10. Jamison Crowder (1,074), Conner Vernon (1,074) & Desmond Scott (666)	2012
11. Jamison Crowder (1,360) & Braxton Deaver (600)	2013

**Two Players, 700+ Receiving Yards, Season**

1. Henley Carter (892) & Wes Chesson (794)	1968
2. Chris Castor (952) & Mark Militello (725)	1982
3. Scottie Montgomery (793) & Richmond Flowers (704)	1998
4. Donovan Varner (1,047) & Conner Vernon (746)	2009
5. Conner Vernon (973) & Donovan Varner (736)	2010
6. Conner Vernon (956) & Donovan Varner (713)	2011
7. Jamison Crowder (1,074) & Conner Vernon (1,074)	2012

**Two Players, 800+ Receiving Yards, Season**

1. Jamison Crowder (1,074) & Conner Vernon (1,074)	2012
--	------

**Two Players, 900+ Receiving Yards, Season**

1. Jamison Crowder (1,074) & Conner Vernon (1,074)	2012
--	------

**Two Players, 1,000+ Receiving Yards, Season**

1. Jamison Crowder (1,074) & Conner Vernon (1,074)	2012
--	------

**Three Players, 500+ Receiving Yards, Season**

1. Clarkston Hines (1,067), Roger Boone (630), Walter Jones (578) & Dave Colonna (524)	1988
2. Bill Khayat (562), Corey Thomas (558) & Jon Jensen (526)	1994
3. Donovan Varner (1,047), Conner Vernon (746) & Austin Kelly (625)	2009
4. Jamison Crowder (1,074), Conner Vernon (1,074) & Desmond Scott (666)	2012

**Three Players, 600+ Receiving Yards, Season**

1. Donovan Varner (1,047), Conner Vernon (746) & Austin Kelly (625)	2009
2. Jamison Crowder (1,074), Conner Vernon (1,074) & Desmond Scott (666)	2012

**Four Players, 500+ Receiving Yards, Season**

1. Clarkston Hines (1,067), Roger Boone (630), Walter Jones (578) & Dave Colonna (524)	1988
--	------

**Two Players, 5+ Receiving TDs, Season**

1. Clarkston Hines (10) & Keith Ewell (7)	1988
2. Scottie Montgomery (5) & Richmond Flowers (5)	1999
3. Eron Riley (9) & Jomar Wright (5)	2007
4. Jamison Crowder (8) & Conner Vernon (8)	2012
5. Issac Blakeney (7) & Jamison Crowder (6)	2014

**Two Players, 6+ Receiving TDs, Season**

1. Clarkston Hines (10) & Keith Ewell (7)	1988
2. Jamison Crowder (8) & Conner Vernon (8)	2012
3. Issac Blakeney (7) & Jamison Crowder (6)	2014

**Two Players, 7+ Receiving TDs, Season**

1. Clarkston Hines (10) & Keith Ewell (7)	1988
2. Jamison Crowder (8) & Conner Vernon (8)	2012

**Two Players, 8+ Receiving TDs, Season**

1. Jamison Crowder (8) & Conner Vernon (8)	2012
--	------

**Most Pass Receptions, 2 Teammates, Season**

1. Conner Vernon (85) & Jamison Crowder (76), 2012	161
2. Jamison Crowder (108) & Braxton Deaver (46), 2013	154
3. Conner Vernon (85) & Desmond Scott (66), 2012	151
4. Jamison Crowder (108) & Brandon Braxton (39), 2013	147
5. Jamison Crowder (76) & Desmond Scott (66), 2012	142
6. Roger Boone (73) & Clarkston Hines (68), 1988	141
7. Jamison Crowder (108) & Max McCaffrey (26), 2013	134
8. Conner Vernon (73) & Donovan Varner (60), 2010	133
9. Jamison Crowder (85) & Issac Blakeney (47), 2014	132
10. Conner Vernon (70) & Donovan Varner (61), 1983	131

**Most Pass Receptions, 3 Teammates, Season**

1. Conner Vernon (85), Jamison Crowder (76) & Desmond Scott (66), 2012	227
2. Conner Vernon (85), Jamison Crowder (76) & Isaac Blakeney (32), 2012	193
Jamison Crowder (108), Braxton Deaver (46) & Brandon Braxton (39), 2013	193
4. Conner Vernon (85), Jamison Crowder (76) & Juwan Thompson (24), 2012	185
5. Conner Vernon (73), Donovan Varner (60) & Austin Kelly (47), 2010	180
Jamison Crowder (108), Braxton Deaver (46) & Max McCaffrey (29), 2013	180
7. Roger Boone (73), Clarkston Hines (68) & Walter Jones (36), 1988	177
8. Mike Grayson (66), Mark Militello (63) & Scott Russell (47), 1983	176
9. Donovan Varner (65), Conner Vernon (55) & Austin Kelly (54), 2009	174
Conner Vernon (70), Donovan Varner (61) & Cooper Helfet (43), 2011	174
Jamison Crowder (76), Desmond Scott (66) & Isaac Blakeney (32), 2012	174

**Most Receiving Yards, 2 Teammates, Season**

1. Jamison Crowder (1,074) & Conner Vernon (1,074), 2012	2,148
2. Jamison Crowder (1,360) & Braxton Deaver (600), 2013	1,960
3. Donovan Varner (1,047) & Conner Vernon (746), 2009	1,793
4. Jamison Crowder (1,074) & Desmond Scott (666), 2012	1,740
Conner Vernon (1,074) & Desmond Scott (666), 2012	1,740
6. Jamison Crowder (1,360) & Brandon Braxton (361), 2013	1,721
7. Conner Vernon (973) & Donovan Varner (736), 2010	1,709
8. Roger Boone (630) & Clarkston Hines (1,067), 1988	1,697
9. Henley Carter (892) & Wes Chesson (794), 1968	1,686
10. Roger Boone (587) & Clarkston Hines (1,093), 1987	1,680

**Most Receiving Yards, 3 Teammates, Season**

1. Jamison Crowder (1,074), Conner Vernon (1,074) & Desmond Scott (666), 2012	2,814
2. Donovan Varner (1,047), Conner Vernon (746) & Austin Kelly (625), 2009	2,418
3. Jamison Crowder (1,360), Braxton Deaver (600) & Brandon Braxton (361), 2013	2,321
4. Clarkston Hines (1,067), Roger Boone (630) & Walter Jones (578), 1988	2,275

**Most Pass Receptions, 2 WRs**

1.	Conner Vernon (85) & Jamison Crowder (76), 2012	161
2.	Conner Vernon (85) & Desmond Scott (66), 2012	151
3.	Jamison Crowder (108) & Brandon Braxton (39), 2013	147
4.	Jamison Crowder (76) & Desmond Scott (66), 2012	142
5.	Jamison Crowder (108) & Max McCaffrey (26), 2013	134
6.	Conner Vernon (73) & Donovan Varner (60), 2010	133
7.	Jamison Crowder (85) & Issac Blakeney (47), 2014	132
8.	Conner Vernon (70) & Donovan Varner (61), 2011	131
9.	Jamison Crowder (108) & Issac Blakeney (19), 2013	127
10.	Jamison Crowder (108) & Johnell Barnes (15), 2013	123

**Most Pass Receptions, 2 TEs**

1.	Bill Khayat (49) & John Farquhar (22), 1994	71
2.	Tee Moorman (54) & Paul Widener (13), 1960	67
3.	Jeff Hodrick (34) & Bill Khayat (23), 1995	57
4.	Ben Patrick (32) & Andy Roland (20), 2004	52
5.	Cooper Helfet (43) & Braxton Deaver (8), 2011	51
6.	Issac Blakeney (32) & David Reeves (18), 2012	50
7.	Dave Colonna (35) & Bud Zubereer (14), 1989	49
	Braxton Deaver (46) & David Reeves (3), 2013	49
9.	Aaron Shaw (28) & John Farquhar (20), 1991	48
	Jeff Hodrick (34) & Gerald Ford (14), 1996	48

**Most Pass Receptions, 2 RBs**

1.	Mike Grayson (66) & Julius Grantham (27), 1983	93
2.	Roger Boone (73) & John Rymiszewski (14), 1988	87
3.	Roger Boone (62) & Stanley Monk (21), 1987	83
4.	Randy Cuthbert (50) & Roger Boone (32), 1989	82
5.	Randy Cuthbert (46) & Chris Brown (14), 1990	60
	Randy Cuthbert (37) & Robert Baldwin (23), 1992	60
7.	Chris Brown (38) & Ray Wright (18), 1991	56
8.	Shaquille Powell (35) & Shaun Wilson (19), 2015	54
9.	Mike Grayson (40) & Joel Blunk (11), 1982	51
10.	Robert Baldwin (29) & David Lowman (21), 1993	50

**Most Pass Receptions, WR-TE-RB Combination**

1.	Mike Grayson (66), Mark Militello (63) & Scott Russell (47), 1983	176
2.	Clarkston Hines (68), Dave Colonna (34) & Roger Boone (73), 1988	175
3.	Jamison Crowder (108), Braxton Deaver (46) & Jela Duncan (13), 2013	167
4.	Jamison Crowder (108), Braxton Deaver (46) & Shaquille Powell (8), 2013	162
5.	Jamison Crowder (108), Braxton Deaver (46) & Juwan Thompson (7), 2013	161
6.	Jamison Crowder (108), Braxton Deaver (46) & Josh Snead (6), 2013	160
7.	Clarkston Hines (61), Dave Colonna (35) & Randy Cuthbert (50), 1989	146
8.	Mark Militello (52), Carl Franks (49) & Mike Grayson (40), 1982	141
	Clarkston Hines (57), Dave Colonna (22) & Roger Boone (62), 1987	141
	Conner Vernon (73), Cooper Helfet (34) & Desmond Scott (34), 2010	141
	Conner Vernon (85), Issac Blakeney (32) & Juwan Thompson (24), 2012	141

**Most Pass Receptions, WR-RB Combination**

1.	Roger Boone (73) & Clarkston Hines (68), 1988	141
2.	Mike Grayson (66) & Mark Militello (63), 1983	129
3.	Jamison Crowder (108) & Jela Duncan (13), 2013	121
4.	Roger Boone (62) & Clarkston Hines (57), 1987	119
5.	Jamison Crowder (108) & Shaquille Powell (8), 2013	116
6.	Jamison Crowder (108) & Juwan Thompson (7), 2013	115
7.	Jamison Crowder (108) & Josh Snead (6), 2013	114
8.	Clarkston Hines (61) & Randy Cuthbert (50), 1989	111
9.	Walter Jones (36) & Roger Boone (73), 1988	109
	Conner Vernon (85) & Juwan Thompson (24), 2012	109

**Most Pass Receptions, WR-TE Combination**

1.	Jamison Crowder (108) & Braxton Deaver (46), 2013	154
2.	Conner Vernon (85) & Issac Blakeney (32), 2012	117
3.	Conner Vernon (70) & Cooper Helfet (43), 2011	113
4.	Jamison Crowder (108) & David Reeves (3), 2013	111
5.	Mike Grayson (66) & Scott Russell (47), 1983	110
6.	Jamison Crowder (76) & Issac Blakeney (32), 2012	108
7.	Conner Vernon (73) & Cooper Helfet (34), 2010	107
8.	Donovan Varner (61) & Cooper Helfet (43), 2011	104
9.	Conner Vernon (85) & David Reeves (18), 2012	103
10.	Clarkston Hines (68) & Dave Colonna (34), 1988	102

**Most Players, 10+ Pass Receptions**

1.	2008 (Eron Riley 61, Johnny Williams 30, Jay Hollingsworth 25, Donovan Varner 21, Raphael Chestnut 19, Tielor Robinson 16, Brett Huffman 12, Clifford Harris 14, Sheldon Bell 14, Austin Kelly 13, Tony Jackson 12)	11
2.	1991	10
	2015	10
4.	Eight times; last 2012	9

**Most Players, 20+ Pass Receptions**

1.	2002 (Khary Sharpe 30, Senterrio Landrum 29, Lance Johnson 25, Andy Roland 22, Reggie Love 22, Chris Douglas 21, Calen Powell 20, Alex Wade 20)	8
2.	1995	7
3.	1993	6
	1992	6
	2011	6
	2015	6
7.	Eight times; last 2012	5

**Most Players, 30+ Pass Receptions**

1.	1989 (Clarkston Hines 61, Randy Cuthbert 50, Dave Colonna 35, Walter Jones 33, Roger Boone 32)	5
	2010 (Conner Vernon 73, Donovan Varner 60, Austin Kelly 47, Cooper Helfet 34, Desmond Scott 34)	5
	2015 (Max McCaffrey 52, T.J. Rahming 43, Shaquille Powell 35, Johnell Barnes 34, Anthony Nash 32)	5
4.	1982	4
	1988	4
	1994	4
	2009	4
	2011	4
	2012	4
10.	Eight times; last 2014	3

**Most Players, 40+ Pass Receptions**

1.	1982 (Mark Militello 52, Carl Franks 49, Chris Castor 46, Mike Grayson 40)	4
	2011 (Conner Vernon 70, Donovan Varner 61, Cooper Helfet 43, Brandon Braxton 40)	4
3.	1983	3
	2009	3
	2010	3
	2012	3

**Most Players, 50+ Pass Receptions**

1.	2009 (Donovan Varner 65, Conner Vernon 55, Austin Kelly 54)	3
	2012 (Conner Vernon 85, Jamison Crowder 76, Desmond Scott 66)	3
3.	1983 (Mike Grayson 66, Mark Militello 63)	2
	1987 (Roger Boone 62, Clarkston Hines 57)	2
	1988 (Roger Boone 73, Clarkston Hines 68)	2
	1989 (Clarkston Hines 61, Randy Cuthbert 50)	2
	2010 (Conner Vernon 73, Donovan Varner 60)	2
	2011 (Conner Vernon 70, Donovan Varner 61)	2

**Most Players, 60+ Pass Receptions**

1.	2012 (Conner Vernon 85, Jamison Crowder 76, Desmond Scott 66)	3
2.	1983 (Mike Grayson 66, Mark Militello 63)	2
	1988 (Roger Boone 62, Clarkston Hines 57)	2
	2010 (Conner Vernon 73, Donovan Varner 60)	2
	2011 (Conner Vernon 70, Donovan Varner 61)	2

**Most Players, 70+ Pass Receptions**

1.	2012 (Conner Vernon 85, Jamison Crowder 76)	2
----	---	---



**Most Pass Receptions By A WR, Game**

1.	Corey Thomas	16 vs. Georgia Tech, 1997
2.	Jon Jensen	14 vs. North Carolina, 1994
3.	Henley Carter	13 vs. Clemson, 1968
	Wes Chesson	13 vs. Clemson, 1970
	Mark Militello	13 vs. Clemson, 1983
	Mark Militello	13 vs. Georgia Tech, 1983
	Corey Thomas	13 vs. Virginia, 1995

**Most Pass Receptions By A WR, Season**

1.	Jamison Crowder	2013	108
2.	Conner Vernon	2012	85
	Jamison Crowder	2014	85
4.	Jamison Crowder	2012	76
5.	Wes Chesson	1970	74
6.	Conner Vernon	2010	73
7.	Conner Vernon	2011	70
8.	Clarkston Hines	1988	68
9.	Desmond Scott	2012	66
10.	Henley Carter	1968	65
	Donovan Varner	2009	65

**Most Pass Receptions By A WR, Career**

1.	Conner Vernon	2009-12	283
	Jamison Crowder	2011-14	283
3.	Donovan Varner	2008-11	207
4.	Clarkston Hines	1986-89	189
5.	Scottie Montgomery	1996-99	171
6.	Corey Thomas	1994-97	165
7.	Wes Chesson	1968-70	164
8.	Eron Riley	2005-08	144
9.	Doug Green	1983-87	142
10.	Austin Kelly	2007-10	129

**Most Touchdown Receptions By A WR, Game**

1.	Corey Thomas	4 vs. Georgia Tech, 1997
	Eron Riley	4 vs. Navy, 2007
3.	Chris Castor	3 vs. Wake Forest, 1982
	Doug Green	3 vs. North Carolina, 1985
	Clarkston Hines	3 vs. Georgia Tech, 1987
	Clarkston Hines	3 vs. N.C. State, 1987
	Clarkston Hines	3 vs. Tennessee, 1988
	Clarkston Hines	3 vs. Army, 1989
	Clarkston Hines	3 vs. Wake Forest, 1989
	Clarkston Hines	3 vs. North Carolina, 1989
	Eron Riley	3 vs. Navy, 2008

**Most Touchdown Receptions By A WR, Season**

1.	Clarkston Hines	1989	17
2.	Chris Castor	1982	13
3.	Clarkston Hines	1987	11
4.	Cedric Jones	1981	10
	Clarkston Hines	1988	10
6.	Eron Riley	2007	9
7.	Doug Green	1985	8
	Corey Thomas	1994	8
	Eron Riley	2008	8
	Donovan Varner	2009	8
	Jamison Crowder	2012	8
	Conner Vernon	2012	8
	Jamison Crowder	2013	8

**Most Touchdown Receptions By A WR, Career**

1.	Clarkston Hines	1986-89	38
2.	Corey Thomas	1994-97	25
3.	Jamison Crowder	2011-14	23
4.	Eron Riley	2005-08	22
5.	Cedric Jones	1978-81	21
	Conner Vernon	2009-12	21
7.	Chris Castor	1978-82	17
	Walter Jones	1988-91	17
9.	Doug Green	1983-87	16
10.	Stanley Dorsey	1990-93	13
	Scottie Montgomery	1996-99	13
	Donovan Varner	2008-11	13

**Most Pass Receptions By A TE, Game**

1.	Corren Youmans	12 vs. N.C. State, 1950
2.	Tee Moorman	11 vs. South Carolina, 1960
	Dave Dunaway	11 vs. Maryland, 1966
	Bill Khayat	11 vs. Wisconsin, 1994
5.	Bill Khayat	10 vs. Clemson, 1994
	Mike Hart	10 vs. N.C. State, 2001
	Ben Patrick	10 vs. Clemson, 2005

**Most Pass Receptions By A TE, Season**

1.	Tee Moorman	1960	54
2.	Carl Franks	1982	49
	Bill Khayat	1994	49
4.	Stan Crisson	1963	48
5.	Scott Russell	1983	47
6.	Braxton Deaver	2013	46
7.	Dave Dunaway	1966	43
	Cooper Helfet	2011	43
9.	Corren Youmans	1950	40
10.	Chuck Drulis	1965	39
	Jason Cooper	1986	39
12.	Dave Colonna	1989	35
	Aaron Shaw	1990	35
14.	Dave Colonna	1988	34
	Jeff Hodrick	1995	34
	Jeff Hodrick	1996	34
	Cooper Helfet	2010	34

**Most Pass Receptions By A TE, Career**

1.	Stan Crisson	1961-63	98
2.	Bill Khayat	1992-95	93
3.	Dave Colonna	1986-89	92
4.	Jason Cooper	1984-87	87
5.	Mike Hart	1998-01	86
6.	Ben Patrick	2003-05	79
7.	Jeff Hodrick	1994-97	78
8.	Cooper Helfet	2010-11	77
9.	Chuck Drulis	1963-65	76
10.	Dave Dunaway	1964-66	75
	Braxton Deaver	2011-15	75

**Most Touchdown Receptions By A TE, Game**

1.	Stan Crisson	3 vs. Clemson, 1963
	Dave Dunaway	3 vs. Rice, 1965

**Most Touchdown Receptions By A TE, Season**

1.	Stan Crisson	1963	7
2.	Howard Pitt	1952	6
3.	Dave Dunaway	1965	5
4.	Chuck Drulis	1964	4
	Glenn Sandefur	1977	4
	Dan Clark	1992	4
	Mike Hart	2001	4
	Brandon King	2007	4
	Cooper Helfet	2011	4
	Braxton Deaver	2013	4

**Most Touchdown Receptions By A TE, Career**

1.	Stan Crisson	1961-63	10
2.	Dave Dunaway	1964-66	9
3.	Bill Khayat	1992-95	7
	Andy Roland	2002-05	7
	David Reeves	2012-15	7
6.	Howard Pitt	1951-53	6
	Chuck Drulis	1963-65	6
	Mike Hart	1998-01	6
	Cooper Helfet	2010-11	6
	Braxton Deaver	2011-15	6
11.	Tee Moorman	1958-60	5
	Jason Cooper	1984-87	5
	Dave Colonna	1986-89	5
	Dan Clark	1990-93	5
	Brandon King	2006-10	5

**Most Pass Receptions By A RB, Game**

1.	Roger Boone	15 vs. Vanderbilt, 1988
2.	Roger Boone	13 vs. Wake Forest, 1988
3.	Mike Grayson	12 vs. South Carolina, 1983
	Roger Boone	12 vs. Georgia Tech, 1987
5.	Roger Boone	11 vs. North Carolina, 1988

**Most Pass Receptions By A RB, Season**

1.	Roger Boone	1988	73
2.	Mike Grayson	1983	66
3.	Roger Boone	1987	62
4.	Randy Cuthbert	1989	50
5.	Randy Cuthbert	1990	46
6.	Mike Grayson	1982	40
7.	Chris Brown	1991	38
8.	Randy Cuthbert	1992	37
9.	Robert Baldwin	1994	36
10.	Shaquille Powell	2015	35
11.	Desmond Scott	2010	34
12.	Roger Boone	1989	32
13.	Julius Grantham	1986	30
14.	Julius Grantham	1983	27
15.	Chris Douglas	2001	26
16.	Joel Blunk	1983	25
	Jay Hollingsworth	2008	25
	Desmond Scott	2011	25
19.	Tracy Smith	1985	24
	Laymarr Marshall	1995	24
	Ronnie Drummer	2007	24
	Juwan Thompson	2012	24
23.	Stanley Monk	1985	23
	Duane Epperson	2000	23

**Most Pass Receptions By A RB, Career**

1.	Roger Boone	1986-89	168
2.	Randy Cuthbert	1988-92	147
3.	Mike Grayson	1980-83	141
4.	Robert Baldwin	1991-94	89
	Chris Douglas	2000-03	89
6.	Julius Grantham	1983-86	84
7.	*Desmond Scott	2009-12	77
8.	Chris Brown	1988-91	71

*\*Moved to WR in 2012; finished career with 137 receptions*

**Most Touchdown Receptions By A RB, Game**

1.	Tom Powers	3 vs. Richmond, 1950
	Tielor Robinson	3 vs. North Carolina, 2006

**Most Touchdown Receptions By A RB, Season**

1.	Tom Powers	1950	6
2.	Jay Wilkinson	1963	5
3.	Tielor Robinson	2006	4
4.	Bernie Blaney	1955	3
	James Futrell	1961	3
	Chris Brown	1991	3
	Chris Douglas	2002	3
	Clifford Harris	2008	3

**Most Touchdown Receptions By A RB, Career**

1.	Tom Powers	1949-50	8
	Jay Wilkinson	1961-63	8
3.	Chris Brown	1988-91	5
	Chris Douglas	2000-03	5
5.	Wray Carlton	1956-58	4
	Julius Grantham	1983-86	4
	Roger Boone	1986-89	4
	Tielor Robinson	2006-08	4
	Shaquille Powell	2012-15	4

**Most Receiving Yards By A WR, Game**

1.	Chris Castor	283 vs. Wake Forest, 1982
2.	Corey Thomas	276 vs. Georgia Tech, 1997
3.	Clarkston Hines	251 vs. Wake Forest, 1989
4.	Scottie Montgomery	243 vs. Vanderbilt, 1998
5.	Eron Riley	235 vs. Navy, 2007
6.	Henley Carter	209 vs. Clemson, 1968
7.	Jamison Crowder	203 vs. Miami, 2012
8.	Clarkston Hines	192 vs. N.C. State, 1987
9.	T.J. Rahming	190 vs. Virginia, 2015
10.	Wes Chesson	189 vs. South Carolina, 1970

**Most Receiving Yards By A WR, Season**

1.	Jamison Crowder	2013	1,360
2.	Clarkston Hines	1989	1,149
3.	Clarkston Hines	1987	1,093
4.	Wes Chesson	1970	1,080
5.	Jamison Crowder	2012	1,074
	Conner Vernon	2012	1,074
7.	Clarkston Hines	1988	1,067
8.	Donovan Varner	2009	1,047
9.	Jamison Crowder	2014	1,044
10.	Conner Vernon	2010	973

**Most Receiving Yards By A WR, Career**

1.	Conner Vernon	2009-12	3,749
2.	Jamison Crowder	2011-14	3,641
3.	Clarkston Hines	1986-89	3,318
4.	Donovan Varner	2008-11	2,660
5.	Eron Riley	2005-08	2,413
6.	Wes Chesson	1968-70	2,399
7.	Scottie Montgomery	1996-99	2,378
8.	Corey Thomas	1994-97	2,297
9.	Doug Green	1983-87	2,082
10.	Walter Jones	1988-91	1,968

**100-Yard Receiving Games By A WR, Season**

1.	Jamison Crowder	2013	7
2.	Clarkston Hines	1987	6
	Clarkston Hines	1988	6
	Clarkston Hines	1989	6
5.	Wes Chesson	1970	5
	Donovan Varner	2009	5
	Jamison Crowder	2012	5
	Conner Vernon	2012	5
9.	Wes Chesson	1968	4
	Conner Vernon	2010	4
	Jamison Crowder	2014	4

**100-Yard Receiving Games By A WR, Career**

1.	Clarkston Hines	1986-89	18
2.	Jamison Crowder	2011-14	16
3.	Conner Vernon	2009-12	14
4.	Wes Chesson	1968-70	9
	Donovan Varner	2008-11	9
6.	Doug Green	1983-87	6
	Mark Militello	1981-83	5
	Eron Riley	2005-08	6
9.	Richmond Flowers	1997-99	5
	Donovan Varner	2008-09	5

**Most Receiving Yards By A TE, Game**

1.	Mike Hart	165 vs. N.C. State, 2001
2.	Dave Dunaway	156 vs. Rice, 1965
3.	Aaron Shaw	149 vs. Maryland, 1991
4.	Cooper Helfet	122 vs. Virginia, 2010
5.	Tee Moorman	121 vs. South Carolina, 1960
6.	Bill Khayat	119 vs. Clemson, 1994
	Dave Dunaway	119 vs. Maryland, 1966
8.	Braxton Deaver	116 vs. Texas A&M, 2013
9.	Dave Dunaway	114 vs. N.C. State, 1966
10.	Bill Khayat	109 vs. Wisconsin, 1994
11.	Paul Widener	107 vs. Georgia Tech, 1962
12.	Jeff Hodrick	105 vs. Wake Forest, 1996
13.	Bill Khayat	104 vs. North Carolina, 1994
14.	Scott Russell	102 vs. North Carolina, 1983
15.	Dave Colonna	101 vs. N.C. State, 1987
16.	Aaron Shaw	100 vs. Northwestern, 1990
	Mike Hart	100 vs. Wake Forest, 2000
	Ben Patrick	100 vs. Clemson, 2005

**Most Receiving Yards By A TE, Season**

1.	Dave Dunaway	1966	614
2.	Braxton Deaver	2013	600
3.	Bill Khayat	1994	562
4.	Stan Crisson	1963	559
5.	Mike Hart	2000	540
6.	Dave Colonna	1988	524
7.	Dave Colonna	1989	495
8.	Tee Moorman	1960	476
	Mike Hart	2001	476
10.	Scott Russell	1983	471
11.	Jason Cooper	1986	438
12.	Jeff Hodrick	1995	396
13.	Cooper Helfet	2011	395
14.	Chuck Drulis	1965	390
15.	Cooper Helfet	2010	380

**Most Receiving Yards By A TE, Career**

1.	Mike Hart	1998-01	1,370
2.	Dave Colonna	1986-89	1,295
3.	Stan Crisson	1961-63	1,107
4.	Dave Dunaway	1964-66	1,145

**100-Yard Receiving Games By A TE, Season**

1.	Dave Dunaway	1966	2
	Bill Khayat	1994	2

**100-Yard Receiving Games By A TE, Career**

1.	Dave Dunaway	1964-66	3
2.	Aaron Shaw	1989-91	2
	Bill Khayat	1992-95	2
	Mike Hart	1998-01	2

**Most Receiving Yards By A RB, Game**

1.	Tom Powers	180 vs. Richmond, 1950
2.	Roger Boone	169 vs. Georgia Tech, 1987
3.	Mike Grayson	146 vs. South Carolina, 1983
4.	Roger Boone	138 vs. North Carolina, 1988
5.	Steve Lach	125 vs. Pittsburgh, 1941
6.	Roger Boone	119 vs. Wake Forest, 1988
7.	Sonny Odom	100 vs. Georgia Tech, 1964

**Most Receiving Yards By A RB, Season**

1.	Roger Boone	1988	630
2.	Roger Boone	1987	587
3.	Mike Grayson	1983	582
4.	Randy Cuthbert	1989	470
5.	Randy Cuthbert	1990	374
6.	Mike Grayson	1982	372
7.	Randy Cuthbert	1992	345
8.	Chris Brown	1991	302

**Most Receiving Yards By A RB, Career**

1.	Roger Boone	1986-89	1,444
2.	Randy Cuthbert	1988-92	1,261
3.	Mike Grayson	1980-83	1,219

**100-Yard Receiving Games By A RB, Season**

1.	Roger Boone	1988	2
----	-------------	------	---

**100-Yard Receiving Games By A RB, Career**

1.	Roger Boone	1986-89	3
----	-------------	---------	---

# 100-YARD RECEIVING GAMES

283	Chris Castor (11)	1982	Wake Forest	132	Corey Thomas (13)	1995	at Virginia	107	Brad Breedlove (5)	1992	Maryland
276	Corey Thomas (16)	1997	Georgia Tech	132	Donovan Varner (7)	2011	at Virginia	107	Jon Jensen (3)	1993	at North Carolina
251	Clarkston Hines (6)	1989	at Wake Forest	131	Clarkston Hines (8)	1988	at Northwestern	107	Joe Opalenick (9)	1995	at Army
243	Scottie Montgomery (12)	1998	at Vanderbilt	131	Clarkston Hines (6)	1989	N.C. State	107	Kyle Moore (6)	2000	at N.C. State
235	Eron Riley (6)	2007	at Navy	130	Eron Riley (4)	2005	at Clemson	107	Issac Blakeney (7)	2014	Wake Forest
209	Henley Carter (13)	1968	at Clemson	129	Conner Vernon (10)	2010	Elon	106	Wes Chesson (8)	1970	Virginia
203	Jamison Crowder (8)	2012	Miami	129	Conner Vernon (8)	2010	Army	106	Richmond Flowers (5)	1998	Western Carolina
192	Clarkston Hines (11)	1987	N.C. State	128	Conner Vernon (4)	2009	Virginia Tech	105	Jeff Hodrick (8)	1996	at Wake Forest
190	T.J. Rahming (12)	2015	Virginia	128	Donovan Varner (8)	2010	at Maryland	104	Cedric Jones (7)	1980	Wake Forest
189	Wes Chesson (10)	1970	at South Carolina	127	Wes Chesson (6)	1968	Wake Forest	104	Mark Militello (6)	1982	Virginia Tech
183	Cedric Jones (6)	1981	at Maryland	127	Jamison Crowder (8)	2012	at Virginia Tech	104	Clarkston Hines (8)	1988	North Carolina
181	Conner Vernon (8)	2010	at Wake Forest	125	Steve Lach (6)	1941	at Pittsburgh	104	Stanley Dorsey (7)	1993	at North Carolina
180	Tom Powers (4)	1950	at Richmond	125	Richmond Flowers (8)	1998	at Georgia Tech	104	Bill Khayat (8)	1994	North Carolina
180	Conner Vernon (10)	2012	FIU	124	Richmond Flowers (7)	1998	at Northwestern	104	Corey Thomas (6)	1996	North Carolina
176	Wes Chesson (11)	1968	Virginia	124	Conner Vernon (6)	2012	North Carolina	104	Anthony Nash (5)	2015	Virginia
176	Jomar Wright (10)	2006	Miami	124	Desmond Scott (10)	2012	at Georgia Tech	103	Clarkston Hines (8)	1988	Virginia
174	Jon Jensen (14)	1994	North Carolina	123	Doug Green (6)	1986	Virginia	103	Conner Vernon (7)	2009	at Virginia
174	Donovan Varner (11)	2009	Wake Forest	123	Clarkston Hines (4)	1987	Vanderbilt	102	Derrick Lewis (2)	1978	Georgia Tech
173	Richmond Flowers (8)	1999	at Maryland	123	Donovan Varner (7)	2010	Elon	102	Scott Russell (7)	1983	at North Carolina
172	Scottie Montgomery (8)	1999	at Virginia	122	Clarkston Hines (5)	1987	at North Carolina	102	Stanley Dorsey (6)	1991	N.C. State
169	Roger Boone (12)	1987	Georgia Tech	122	Khary Sharpe (5)	2002	Clemson	102	Scottie Montgomery (7)	1998	Clemson
167	Cedric Jones (5)	1981	at Virginia	122	Cooper Helfert (7)	2010	Virginia	102	Ben Erdeljac (7)	2001	Wake Forest
167	Jamison Crowder (7)	2012	Clemson	121	Tee Moorman (11)	1960	at South Carolina	102	Conner Vernon (5)	2009	Maryland
166	Marcel Courtillet (8)	1968	at Michigan	121	Scottie Montgomery (9)	1999	at Maryland	102	Jamison Crowder (6)	2012	FIU
165	Mike Hart (10)	2001	N.C. State	121	Jamison Crowder (10)	2013	at Wake Forest	102	Jamison Crowder (8)	2014	Wake Forest
165	Donovan Varner (8)	2009	at Miami	120	Donovan Varner (8)	2009	Maryland	102	Jamison Crowder (7)	2014	vs. Arizona State
165	Jamison Crowder (9)	2014	at Pittsburgh	120	Conner Vernon (8)	2012	Memphis	102	Shaun Wilson (3)	2015	N.C. Central
163	Jamison Crowder (12)	2013	vs. Texas A&M	119	Dave Dunaway (11)	1966	at Maryland	101	Doug Green (5)	1983	at North Carolina
162	Clarkston Hines (8)	1989	at North Carolina	119	Roger Boone (13)	1988	Wake Forest	101	Dave Colonna (6)	1987	N.C. State
160	Brad Breedlove (5)	1991	vs. Clemson	119	Bill Khayat (10)	1994	Clemson	101	Marc Mays (8)	1990	at Northwestern
159	Walter Jones (5)	1991	Rutgers	119	Conner Vernon (10)	2012	vs. Cincinnati	101	Richmond Flowers (5)	1999	at East Carolina
158	Marcel Courtillet (10)	1969	at Georgia Tech	119	Jamison Crowder (6)	2014	Tulane	101	Anthony Nash (5)	2015	Pittsburgh
156	Dave Dunaway (4)	1965	at Rice	118	Clarkston Hines (6)	1987	at Wake Forest	100	Sonny Odom (6)	1964	at Georgia Tech
156	Marc Wilson (10)	1995	at Virginia	118	Troy Slade (8)	1974	at Clemson	100	Doug Green (6)	1987	Vanderbilt
154	Clarkston Hines (8)	1987	at Maryland	118	Stanley Dorsey (8)	1993	Army	100	Aaron Shaw (9)	1990	at Northwestern
154	Donovan Varner (7)	2009	at N.C. State	117	Walter Jones (5)	1990	Western Carolina	100	Stanley Dorsey (7)	1993	N.C. State
152	Doug Green (10)	1985	at North Carolina	117	Conner Vernon (8)	2011	at FIU	100	Mike Hart (4)	2000	at Wake Forest
151	Troy Slade (8)	1975	North Carolina	116	Conner Vernon (6)	2011	at Boston College	100	Ben Patrick (10)	2005	at Clemson
150	Wes Chesson (9)	1968	at North Carolina	116	Braxton Deaver (6)	2013	vs. Texas A&M				
150	Wes Chesson (5)	1970	at North Carolina	115	Eron Riley (4)	2006	North Carolina				
150	Clarkston Hines (8)	1989	Army	115	Johnny Williams (7)	2009	Richmond				
149	Wes Chesson (13)	1970	at Clemson	114	Dave Dunaway (6)	1966	N.C. State				
149	Aaron Shaw (11)	1991	at Maryland	114	Cedric Jones (5)	1980	at Auburn				
149	Jamison Crowder (7)	2013	Troy	114	Chris Castor (3)	1980	at N.C. State				
146	Mike Grayson (12)	1983	South Carolina	114	Mark Militello (9)	1982	at N.C. State				
146	Chuck Herring (4)	1984	at Clemson	113	Chris Castor (2)	1982	at Tennessee				
145	Doug Green (8)	1985	at Virginia	113	Doug Green (6)	1985	Georgia Tech				
145	Clarkston Hines (8)	1988	at Tennessee	113	Brad Breedlove (7)	1993	at Rutgers				
143	Eron Riley (8)	2007	Wake Forest	113	Donovan Varner (7)	2009	at Virginia				
142	Wes Chesson (8)	1970	Georgia Tech	113	Jamison Crowder (9)	2013	at Virginia				
141	Jomar Wright (7)	2007	at Florida State	112	Clarkston Hines (6)	1989	vs. Texas Tech				
141	Jamison Crowder (7)	2013	Pittsburgh	112	Jamison Crowder (10)	2012	at Stanford				
140	Mark Militello (13)	1983	Georgia Tech	111	Chris Castor (7)	1982	Virginia				
140	Jamison Crowder (11)	2013	at Memphis	111	Donovan Varner (7)	2011	at FIU				
139	Walter Jones (7)	1988	The Citadel	110	Wes Chesson (6)	1968	at Army				
138	Mark Militello (9)	1983	N.C. State	110	Doug Green (7)	1986	Maryland				
138	Roger Boone (11)	1988	North Carolina	110	Clarkston Hines (6)	1987	at Clemson				
137	Clarkston Hines (7)	1989	at Maryland	110	Eron Riley (6)	2006	Florida State				
137	Eron Riley (8)	2008	Navy	109	Bill Khayat (11)	1994	vs. Wisconsin				
136	Mark Militello (11)	1982	North Carolina	109	Conner Vernon (11)	2012	Miami				
135	Ron Frederick (6)	1980	Wake Forest	109	Johnell Barnes (11)	2015	Tulane				
135	Johnny Williams (11)	2008	Northwestern	108	Troy Slade (7)	1974	at Florida				
134	Conner Vernon (12)	2010	Boston College	108	Clarkston Hines (3)	1988	The Citadel				
134	Desmond Scott (11)	2012	at Wake Forest	107	Paul Widener (6)	1962	Georgia Tech				
134	Jamison Crowder (7)	2013	N.C. State	107	Henley Carter (6)	1968	at South Carolina				
132	Mark Militello (13)	1983	Clemson	107	Clarkston Hines (6)	1988	at Georgia Tech				

## 100-Yard Receiving Games By Opponent

1.	North Carolina	18
2.	Virginia	17
	Wake Forest	17
4.	Clemson	13
	N.C. State	13
6.	Maryland	12
	Georgia Tech	12
8.	Northwestern	5
	Army	5
10.	FIU	4
	Miami	4
	Pittsburgh	4
	South Carolina	4
14.	Vanderbilt	3
	Virginia Tech	3
16.	12 teams with	2
	Boston College, Elon, Florida State, Memphis, Navy, Richmond, Rutgers, Tennessee, Texas A&M, Tulane, The Citadel & Western Carolina	
29.	12 teams with	1
	Arizona State, Auburn, Cincinnati, East Carolina, Florida, Michigan, N.C. Central, Rice, Stanford, Texas Tech, Troy & Wisconsin	



### 100-Yard Receiving Games By Player

#### Johnell Barnes (1)

109 Tulane 2015

#### Issac Blakeney (1)

107 Wake Forest 2014

#### Roger Boone (3)

169 Georgia Tech 1987  
119 Wake Forest 1988  
138 North Carolina 1988

#### Brad Breedlove (3)

160 Clemson 1991  
107 Maryland 1992  
113 Rutgers 1993

#### Henley Carter (2)

107 South Carolina 1968  
209 Clemson 1968

#### Chris Castor (4)

114 N.C. State 1980  
113 Tennessee 1982  
111 Virginia 1982  
283 Wake Forest 1982

#### Wes Chesson (9)

176 Virginia 1968  
110 Army 1968  
127 Wake Forest 1968  
150 North Carolina 1968  
106 Virginia 1970  
149 Clemson 1970  
142 Georgia Tech 1970  
189 South Carolina 1970  
150 North Carolina 1970

#### Dave Colonna (1)

101 N.C. State 1987

#### Marcel Courtillet (2)

166 Michigan 1968  
158 Georgia Tech 1969

#### Jamison Crowder (16)

102 FIU 2012  
112 Stanford 2012  
127 Virginia Tech 2012  
167 Clemson 2012  
203 Miami 2012  
140 Memphis 2013  
141 Pittsburgh 2013  
149 Troy 2013  
113 Virginia 2013  
134 N.C. State 2013  
121 Wake Forest 2013  
163 Texas A&M 2013  
119 Tulane 2014  
165 Pittsburgh 2014  
102 Wake Forest 2014  
102 Arizona State 2014

#### Braxton Deaver (1)

116 Texas A&M 2013

#### Stanley Dorsey (4)

102 N.C. State 1991  
118 Army 1993  
100 N.C. State 1993  
104 North Carolina 1993

#### Dave Dunaway (3)

156 Rice 1965  
119 Maryland 1966  
114 N.C. State 1966

#### Ben Erdeljac (1)

102 Wake Forest 2001

#### Richmond Flowers (5)

106 Western Carolina 1998  
124 Northwestern 1998  
125 Georgia Tech 1998  
101 East Carolina 1999  
173 Maryland 1999

#### Ron Frederick (1)

135 Wake Forest 1980

#### Mike Grayson (1)

146 South Carolina 1983

#### Doug Green (7)

101 North Carolina 1983  
145 Virginia 1985  
113 Georgia Tech 1985  
152 North Carolina 1985  
123 Virginia 1986  
110 Maryland 1986  
100 Vanderbilt 1987

#### Mike Hart (2)

100 Wake Forest 2000  
165 N.C. State 2001

#### Cooper Helfet (1)

122 Virginia 2010

#### Chuck Herring (1)

146 Clemson 1984

#### Clarkston Hines (18)

123 Vanderbilt 1987  
110 Clemson 1987  
154 Maryland 1987  
118 Wake Forest 1987  
192 N.C. State 1987  
122 North Carolina 1987  
131 Northwestern 1988  
145 Tennessee 1988  
108 The Citadel 1988  
103 Virginia 1988  
107 Georgia Tech 1988  
104 North Carolina 1988  
150 Army 1989  
137 Maryland 1989  
251 Wake Forest 1989  
131 N.C. State 1989  
162 North Carolina 1989  
112 Texas Tech 1989

#### Jeff Hodrick (1)

105 Wake Forest 1996

#### Jon Jensen (2)

107 North Carolina 1993  
174 North Carolina 1994

#### Cedric Jones (4)

114 Auburn 1980  
104 Wake Forest 1980  
167 Virginia 1981  
183 Maryland 1981

#### Walter Jones (3)

139 The Citadel 1988  
117 Western Carolina 1990  
159 Rutgers 1991

#### Bill Khayat (3)

119 Clemson 1994  
109 Wisconsin 1994  
104 North Carolina 1994

#### Steve Lach (1)

125 Pittsburgh 1941

#### Derrick Lewis (1)

102 Georgia Tech 1978

#### Marc Mays (1)

101 Northwestern 1990

#### Mark Militello (6)

104 Virginia Tech 1982  
114 N.C. State 1982  
136 North Carolina 1982  
132 Clemson 1983  
140 Georgia Tech 1983  
138 N.C. State 1983

#### Scottie Montgomery (4)

102 Clemson 1998  
243 Vanderbilt 1998  
172 Virginia 1998  
121 Maryland 1999

#### Kyle Moore (1)

107 N.C. State 2000

#### Tee Moorman (1)

121 South Carolina 1960

#### Anthony Nash (2)

101 Pittsburgh 2015  
104 Virginia 2015

#### Sonny Odom (1)

100 Georgia Tech 1964

#### Joe Opalenick (1)

107 Army 1995

#### Ben Patrick (1)

100 Clemson 2005

#### Tom Powers (1)

180 Richmond 1950

#### T.J. Rahming (1)

190 Virginia 2015

#### Eron Riley (6)

130 Clemson 2005  
110 Florida State 2006  
115 North Carolina 2006  
235 Navy 2007  
143 Wake Forest 2007  
137 Navy 2008

#### Scott Russell (1)

102 North Carolina 1983

#### Desmond Scott (2)

134 Wake Forest 2012  
124 Georgia Tech 2012

#### Khary Sharpe (1)

122 Clemson 2002

#### Aaron Shaw (2)

100 Northwestern 1990  
149 Maryland 1991

#### Troy Slade (3)

118 Clemson 1974  
108 Florida 1974  
151 North Carolina 1975

#### Corey Thomas (3)

132 Virginia 1995  
104 North Carolina 1996  
276 Georgia Tech 1997

#### Donovan Varner (9)

154 N.C. State 2009  
120 Maryland 2009  
113 Virginia 2009  
165 Miami 2009  
174 Wake Forest 2009  
123 Elon 2010  
128 Maryland 2010  
111 FIU 2011  
132 Virginia 2011

#### Conner Vernon (14)

128 Virginia Tech 2009  
102 Maryland 2009  
103 Virginia 2009  
129 Elon 2010  
181 Wake Forest 2010  
129 Army 2010  
134 Boston College 2010  
116 Boston College 2011  
117 FIU 2011  
180 FIU 2012  
120 Memphis 2012  
124 North Carolina 2012  
109 Miami 2012  
119 Cincinnati 2012

#### Paul Widener (1)

107 Georgia Tech 1962

#### Johnny Williams (2)

135 Northwestern 2008  
115 Richmond 2009

#### Marc Wilson (1)

156 Virginia 1995

#### Shaun Wilson (1)

102 N.C. Central 2015

#### Jomar Wright (2)

176 Miami 2006  
141 Florida State 2007

# 1,000-YARD RECEIVERS

## 1. Conner Vernon

Year	Rec.	Yards	Avg.	TD
2009	55	746	13.56	3
2010	73	973	13.33	4
2011	70	956	13.66	6
2012	85	1,074	12.64	8
<b>Total</b>	<b>283</b>	<b>3,749</b>	<b>13.25</b>	<b>21</b>

## 2. Jamison Crowder

Year	Rec.	Yards	Avg.	TD
2011	14	163	11.64	1
2012	76	1,074	14.13	8
2013	108	1,360	12.59	8
2014	85	1,044	12.28	6
<b>Total</b>	<b>283</b>	<b>3,641</b>	<b>12.87</b>	<b>23</b>

## 3. Clarkston Hines

Year	Rec.	Yards	Avg.	TD
1986	3	9	3.00	0
1987	57	1,093	19.18	11
1988	68	1,067	15.69	10
1989	61	1,149	18.84	17
<b>Total</b>	<b>189</b>	<b>3,318</b>	<b>17.56</b>	<b>38</b>

## 4. Donovan Varner

Year	Rec.	Yards	Avg.	TD
2008	21	164	7.81	1
2009	65	1,047	16.11	8
2010	60	736	12.27	1
2011	61	713	11.69	3
<b>Total</b>	<b>207</b>	<b>2,660</b>	<b>12.85</b>	<b>13</b>

## 5. Eron Riley

Year	Rec.	Yards	Avg.	TD
2005	11	247	22.45	2
2006	32	643	20.09	3
2007	40	830	20.75	9
2008	61	693	11.36	8
<b>Total</b>	<b>144</b>	<b>2,413</b>	<b>16.76</b>	<b>22</b>

## 6. Wes Chesson

Year	Rec.	Yards	Avg.	TD
1968	47	794	16.89	4
1969	43	525	12.21	3
1970	74	1,080	14.59	3
<b>Total</b>	<b>164</b>	<b>2,399</b>	<b>14.63</b>	<b>10</b>

## 7. Scottie Montgomery

Year	Rec.	Yards	Avg.	TD
1996	9	134	14.89	1
1997	51	633	12.41	4
1998	60	793	13.22	3
1999	51	819	16.06	5
<b>Total</b>	<b>171</b>	<b>2,379</b>	<b>13.91</b>	<b>13</b>

## 8. Corey Thomas

Year	Rec.	Yards	Avg.	TD
1994	37	558	15.08	8
1995	45	505	11.22	6
1996	38	527	13.87	4
1997	45	707	15.71	7
<b>Total</b>	<b>165</b>	<b>2,297</b>	<b>13.92</b>	<b>25</b>

## 9. Doug Green

Year	Rec.	Yards	Avg.	TD
1983	9	193	21.44	0
1984	5	67	13.40	2
1985	51	804	15.76	8
1986	46	608	13.22	6
1987	31	410	13.23	2
<b>Total</b>	<b>142</b>	<b>2,082</b>	<b>14.66</b>	<b>18</b>

## 10. Walter Jones

Year	Rec.	Yards	Avg.	TD
1988	36	578	16.06	3
1989	33	520	15.76	3
1990	19	352	18.53	5
1991	31	518	16.71	6
<b>Total</b>	<b>119</b>	<b>1,968</b>	<b>16.54</b>	<b>17</b>

## 11. Cedric Jones

Year	Rec.	Yards	Avg.	TD
1978	14	149	10.64	2
1979	18	382	21.22	3
1980	25	369	14.76	6
1981	42	832	19.81	10
<b>Total</b>	<b>99</b>	<b>1,732</b>	<b>17.49</b>	<b>21</b>

## 12. Jomar Wright

Year	Rec.	Yards	Avg.	TD
2004	18	323	17.94	1
2005	8	155	19.38	1
2006	40	561	14.03	2
2007	56	599	10.70	5
<b>Total</b>	<b>122</b>	<b>1,638</b>	<b>13.43</b>	<b>9</b>

## 13. Stanley Dorsey

Year	Rec.	Yards	Avg.	TD
1990	11	231	21.00	4
1991	18	307	17.06	2
1992	23	291	12.65	3
1993	44	678	15.41	4
<b>Total</b>	<b>96</b>	<b>1,507</b>	<b>15.70</b>	<b>13</b>

## 14. Brad Breedlove

Year	Rec.	Yards	Avg.	TD
1990	9	98	10.89	0
1991	19	399	21.00	4
1992	29	479	16.52	2
1993	35	524	14.97	2
<b>Total</b>	<b>92</b>	<b>1,500</b>	<b>16.30</b>	<b>8</b>

## 15. Mark Militello

Year	Rec.	Yards	Avg.	TD
1980	1	12	12.00	0
1981	6	74	12.33	0
1982	52	725	13.94	2
1983	63	682	10.83	3
<b>Total</b>	<b>122</b>	<b>1,493</b>	<b>12.24</b>	<b>5</b>

## 16. Roger Boone

Year	Rec.	Yards	Avg.	TD
1986	1	4	4.00	0
1987	62	587	9.47	0
1988	73	630	8.63	2
1989	32	223	6.97	2
<b>Total</b>	<b>168</b>	<b>1,444</b>	<b>8.60</b>	<b>4</b>

## 17. Austin Kelly

Year	Rec.	Yards	Avg.	TD
2007	15	186	12.40	1
2008	13	142	10.92	0
2009	54	625	11.57	4
2010	47	486	10.34	4
<b>Total</b>	<b>129</b>	<b>1,439</b>	<b>11.16</b>	<b>9</b>

## 18. Richmond Flowers

Year	Rec.	Yards	Avg.	TD
1997	3	62	20.67	1
1998	48	704	14.67	4
1999	42	649	15.45	5
<b>Total</b>	<b>93</b>	<b>1,415</b>	<b>15.22</b>	<b>10</b>

## 19. Chris Castor

Year	Rec.	Yards	Avg.	TD
1979	6	65	10.83	0
1980	19	312	16.42	4
1981	2	55	27.50	0
1982	46	952	20.70	13
<b>Total</b>	<b>73</b>	<b>1,384</b>	<b>18.96</b>	<b>17</b>

## 20. Ron Frederick

Year	Rec.	Yards	Avg.	TD
1979	28	395	14.11	3
1980	27	413	15.30	2
1981	37	565	15.27	3
<b>Total</b>	<b>92</b>	<b>1,373</b>	<b>14.92</b>	<b>8</b>

## 21. Mike Hart

Year	Rec.	Yards	Avg.	TD
1998	21	289	13.76	2
1999	4	65	16.25	0
2000	31	540	17.42	0
2001	30	476	15.87	4
<b>Total</b>	<b>86</b>	<b>1,370</b>	<b>15.93</b>	<b>6</b>

## 22. Max McCaffrey

Year	Rec.	Yards	Avg.	TD
2012	2	31	15.50	0
2013	26	282	10.85	4
2014	37	385	10.41	3
2015	52	643	12.37	5
<b>Total</b>	<b>117</b>	<b>1,341</b>	<b>11.46</b>	<b>12</b>

## 23. Troy Slade

Year	Rec.	Yards	Avg.	TD
1973	8	191	23.88	2
1974	31	489	15.77	2
1975	43	654	15.21	0
<b>Total</b>	<b>82</b>	<b>1,334</b>	<b>16.27</b>	<b>4</b>

## 24. Ben Erdeljac

Year	Rec.	Yards	Avg.	TD
1997	4	23	5.75	0
1998	—	DNP	—	—
1999	19	268	14.11	0
2000	31	329	10.61	1
2001	42	684	16.29	1
<b>Total</b>	<b>97</b>	<b>1,304</b>	<b>13.44</b>	<b>2</b>

## 25. Dave Colonna

Year	Rec.	Yards	Avg.	TD
1986	1	12	12.00	0
1987	22	264	12.00	1
1988	34	524	15.41	2
1989	35	495	14.14	2
<b>Total</b>	<b>92</b>	<b>1,295</b>	<b>14.08</b>	<b>5</b>

## 26. Henley Carter

Year	Rec.	Yards	Avg.	TD
1966	9	131	14.56	0
1967	17	244	14.35	1
1968	65	892	13.72	2
<b>Total</b>	<b>91</b>	<b>1,267</b>	<b>13.92</b>	<b>3</b>

## 27. Randy Cuthbert

Year	Rec.	Yards	Avg.	TD
1988	9	47	5.22	0
1989	50	470	9.40	0
1990	46	374	8.13	1
1991	5	25	5.00	0
1992	37	345	9.32	1
<b>Total</b>	<b>147</b>	<b>1,261</b>	<b>8.58</b>	<b>2</b>

## 28. Mike Grayson

Year	Rec.	Yards	Avg.	TD
1980	14	109	7.79	0
1981	21	156	7.43	0
1982	40	372	9.30	0
1983	66	582	8.82	2
<b>Total</b>	<b>141</b>	<b>1,219</b>	<b>8.26</b>	<b>2</b>

## 29. Desmond Scott

Year	Rec.	Yards	Avg.	TD
2009	18	147	8.17	0
2010	34	266	7.82	0
2011	25	135	5.40	0
2012	66	666	10.09	2
<b>Total</b>	<b>143</b>	<b>1,214</b>	<b>8.49</b>	<b>2</b>

## 30. Dave Dunaway

Year	Rec.	Yards	Avg.	TD
1964	11	138	12.55	1
1965	21	393	18.71	5
1966	43	614	14.28	3
<b>Total</b>	<b>75</b>	<b>1,145</b>	<b>15.27</b>	<b>9</b>

## 31. Stan Crisson

Year	Rec.	Yards	Avg.	TD
1961	20	241	12.05	2
1962	30	307	10.23	1
1963	48	559	11.65	7
<b>Total</b>	<b>98</b>	<b>1,107</b>	<b>11.30</b>	<b>10</b>

## 32. Tom Hall

Year	Rec.	Yards	Avg.	TD
1975	6	87	14.50	1
1976	44	594	13.50	1
1977	33	418	12.67	1
<b>Total</b>	<b>83</b>	<b>1,099</b>	<b>13.24</b>	<b>3</b>

## 33. Issac Blakeney

Year	Rec.	Yards	Avg.	TD
2012	32	290	9.06	1
2013	19	244	12.84	4
2014	47	559	11.89	7
<b>Total</b>	<b>98</b>	<b>1,093</b>	<b>11.15</b>	<b>12</b>

## 34. Jon Jensen

Year	Rec.	Yards	Avg.	TD
1992	11	244	22.18	3
1993	20	310	15.50	3
1994	45	526	11.69	2
<b>Total</b>	<b>76</b>	<b>1,080</b>	<b>14.21</b>	<b>8</b>

## 35. Bill Khayat

# 300-YARD PASSER & 100-YARD RECEIVER, GAME

1. Clemson, 1968  
Passer: Leo Hart (19-34, 316 yards)  
Receiver: Henley Carter (13-209)
2. South Carolina, 1970  
Passer: Leo Hart (22-31, 302 yards)  
Receiver: Wes Chesson (10-189)
3. Wake Forest, 1980  
Passer: Ben Bennett (469 yards)  
Receiver: Ron Frederick (6-135)  
Receiver: Cedric Jones (7-104)
4. Virginia, 1981  
Passer: Ron Sally (18-26, 336 yards)  
Receiver: Cedric Jones (5-167)
5. Clemson, 1981  
Passer: Dave Brown (23-48, 385 yards)  
Receiver: Brad Breedlove (5-160)
6. Maryland, 1981  
Passer: Ben Bennett (31-46, 397 yards)  
Receiver: Cedric Jones (6-183)
7. Wake Forest, 1982  
Passer: Ben Bennett (21-37, 407 yards)  
Receiver: Chris Castor (11-283)
8. N.C. State, 1982  
Passer: Ben Bennett (27-41, 313 yards)  
Receiver: Mark Militello (9-114)
9. South Carolina, 1983  
Passer: Ben Bennett (31-47, 326 yards)  
Receiver: Mike Grayson (12-146)
10. Clemson, 1983  
Passer: Ben Bennett (34-53, 367 yards)  
Receiver: Mark Militello (13-132)
11. N.C. State, 1983  
Passer: Ben Bennett (32-48, 442 yards)  
Receiver: Mark Militello (9-138)
12. North Carolina, 1983  
Passer: Ben Bennett (27-35, 323 yards)  
Receiver: Scott Russell (7-102)  
Receiver: Doug Green (5-101)
13. Clemson, 1987  
Passer: Anthony Dilweg (23-50, 305 yards)  
Receiver: Clarkston Hines (6-110)
14. Maryland, 1987  
Passer: Steve Slayden (31-42, 373 yards)  
Receiver: Clarkston Hines (8-154)
15. Georgia Tech, 1987  
Passer: Steve Slayden (31-50, 396 yards)  
Receiver: Roger Boone (12-169)
16. N.C. State, 1987  
Passer: Steve Slayden (33-62, 458 yards)  
Receiver: Clarkston Hines (11-192)  
Receiver: Dave Colonna (6-101)
17. Northwestern, 1988  
Passer: Anthony Dilweg (29-40, 353 yards)  
Receiver: Clarkston Hines (8-131)
18. Tennessee, 1988  
Passer: Anthony Dilweg (21-32, 311 yards)  
Receiver: Clarkston Hines (8-145)
19. The Citadel, 1988  
Passer: Anthony Dilweg (19-31, 410 yards)  
Receiver: Walter Jones (7-139)  
Receiver: Clarkston Hines (3-108)
20. Virginia, 1988  
Passer: Anthony Dilweg (24-47, 357 yards)  
Receiver: Clarkston Hines (7-103)
21. Wake Forest, 1988  
Passer: Anthony Dilweg (30-49, 475 yards)  
Receiver: Roger Boone (13-119)
22. North Carolina, 1988  
Passer: Anthony Dilweg (29-49, 362 yards)  
Receiver: Roger Boone (11-138)  
Receiver: Clarkston Hines (8-104)
23. Maryland, 1989  
Passer: Billy Ray (20-32, 308 yards)  
Receiver: Clarkston Hines (7-137)
24. Wake Forest, 1989  
Passer: Dave Brown (24-36, 444 yards)  
Receiver: Clarkston Hines (6-251)
25. N.C. State, 1989  
Passer: Dave Brown (27-42, 374 yards)  
Receiver: Clarkston Hines (6-131)
26. North Carolina, 1989  
Passer: Dave Brown (33-54, 479 yards)  
Receiver: Clarkston Hines (8-162)
27. Maryland, 1991  
Passer: Dave Brown (30-42, 334 yards)  
Receiver: Aaron Shaw (11-149)
28. N.C. State, 1991  
Passer: Dave Brown (25-41, 315 yards)  
Receiver: Stanley Dorsey (6-102)
29. Rutgers, 1993  
Passer: Spence Fischer (28-46, 333 yards)  
Receiver: Brad Breedlove (7-113)
30. Army, 1993  
Passer: Spence Fischer (29-36, 357 yards)  
Receiver: Stanley Dorsey (8-118)
31. North Carolina, 1993  
Passer: Spence Fischer (26-52, 384 yards)  
Receiver: Jon Jensen (3-107)  
Receiver: Stanley Dorsey (7-104)
32. North Carolina, 1994  
Passer: Spence Fischer (33-57, 395 yards)  
Receiver: Jon Jensen (14-174)  
Receiver: Bill Khayat (8-104)
33. Wisconsin, 1994  
Passer: Spence Fischer (28-46, 314 yards)  
Receiver: Bill Khayat (11-109)
34. Army, 1995  
Passer: Spence Fischer (32-50, 362 yards)  
Receiver: Joe Opalenick (9-107)
35. Virginia, 1995  
Passer: Spence Fischer (35-56, 360 yards)  
Receiver: Marc Wilson (10-156)
36. Georgia Tech, 1997  
Passer: David Green (21-27, 335 yards)  
Receiver: Corey Thomas (16-276)
37. Vanderbilt, 1998  
Passer: Bobby Campbell (21-40, 316 yards)  
Receiver: Scottie Montgomery (12-243)
38. Maryland, 1999  
Passer: Spencer Romine (27-42, 404 yards)  
Receiver: Richmond Flowers (8-173)  
Receiver: Scottie Montgomery (9-121)
39. N.C. State, 2000  
Passer: D. Bryant (23-36, 310 yards)  
Receiver: Kyle Moore (6-107)
40. N.C. State, 2001  
Passer: D. Bryant (31-53, 400 yards)  
Receiver: Mike Hart (10-165)
41. Clemson, 2005  
Passer: Zack Asack (26-43, 328 yards)  
Receiver: Eron Riley (4-130)  
Receiver: Ben Patrick (10-100)
42. Navy, 2007  
Passer: Thaddeus Lewis (23-36, 428 yards)  
Receiver: Eron Riley (6-235)
43. Navy, 2008  
Passer: Thaddeus Lewis (25-35, 317 yards)  
Receiver: Eron Riley (8-137)
44. Richmond, 2009  
Passer: Thaddeus Lewis (34-55, 350 yards)  
Receiver: Johnny Williams (7-115)
45. Virginia Tech, 2009  
Passer: Thaddeus Lewis (22-40, 359 yards)  
Receiver: Conner Vernon (4-128)
46. N.C. State, 2009  
Passer: Thaddeus Lewis (40-50, 459 yards)  
Receiver: Donovan Varner (8-120)  
Receiver: Conner Vernon (7-154)
47. Maryland, 2009  
Passer: Thaddeus Lewis (30-43, 371 yards)  
Receiver: Donovan Varner (8-120)  
Receiver: Conner Vernon (5-120)
48. Virginia, 2009  
Passer: Thaddeus Lewis (24-40, 343 yards)  
Receiver: Donovan Varner (7-113)  
Receiver: Conner Vernon (7-103)
49. Miami, 2009  
Passer: Thaddeus Lewis (20-37, 303 yards)  
Receiver: Donovan Varner (8-165)
50. Wake Forest, 2009  
Passer: Thaddeus Lewis (28-48, 387 yards)  
Receiver: Donovan Varner (11-174)
51. Elon, 2010  
Passer: Sean Renfree (31-39, 350 yards)  
Receiver: Conner Vernon (10-129)  
Receiver: Donovan Varner (7-123)
52. Wake Forest, 2010  
Passer: Sean Renfree (28-44, 358 yards)  
Receiver: Conner Vernon (8-181)
53. Maryland, 2010  
Passer: Sean Renfree (28-56, 351 yards)  
Receiver: Donovan Varner (8-128)
54. Boston College, 2011  
Passer: Sean Renfree (41-53, 368 yards)  
Receiver: Conner Vernon (6-116)
55. FIU, 2011  
Passer: Sean Renfree (28-43, 335 yards)  
Receiver: Conner Vernon (8-117)  
Receiver: Donovan Varner (7-111)
56. Virginia, 2011  
Passer: Sean Renfree (21-38, 303 yards)  
Receiver: Donovan Varner (7-132)
57. Memphis, 2012  
Passer: Sean Renfree (26-37, 314 yards)  
Receiver: Conner Vernon (8-120)
58. Miami, 2012  
Passer: Sean Renfree (36-59, 432 yards)  
Receiver: Conner Vernon (11-109)  
Receiver: Jamison Crowder (8-203)
59. Cincinnati, 2012  
Passer: Sean Renfree (37-49, 358 yards)  
Receiver: Conner Vernon (10-119)
60. Pittsburgh, 2013  
Passer: Brandon Connette (21-32, 323 yards)  
Receiver: Jamison Crowder (7-141)
61. Troy, 2013  
Passer: Brandon Connette (20-28, 324 yards)  
Receiver: Jamison Crowder (7-149)
62. Texas A&M, 2013  
Passer: Anthony Boone (29-45, 427 yards)  
Receiver: Jamison Crowder (12-163)  
Receiver: Braxton Deaver (6-116)
63. N.C. Central, 2015  
Passer: Thomas Sirk (15-22, 315 yards)  
Receiver: Shaun Wilson (3-102)



## 300-YARD PASSER & 100-YARD RECEIVER & 100-YARD RUSHER, GAME

1. Clemson, 1968  
Passer: Leo Hart (19-34, 316 yards)  
Receiver: Henley Carter (13-209)  
Rusher: Phil Asack (18-114)
2. South Carolina, 1970  
Passer: Leo Hart (22-31, 302 yards)  
Receiver: Wes Chesson (10-189)  
Rusher: Art Bosetti (42-138)
3. North Carolina, 1983  
Passer: Ben Bennett (27-35, 323 yards)  
Receiver: Scott Russell (7-102)  
Receiver: Doug Green (5-101)  
Rusher: Mike Grayson (21-106)
4. The Citadel, 1988  
Passer: Anthony Dilweg (19-31, 410 yards)  
Receiver: Walter Jones (7-139)  
Receiver: Clarkston Hines (3-108)  
Rusher: Roger Boone (20-109)
5. North Carolina, 1988  
Passer: Anthony Dilweg (29-49, 362 yards)  
Receiver: Roger Boone (11-138)  
Receiver: Clarkston Hines (8-104)  
Rusher: Roger Boone (23-157)
6. Maryland, 1989  
Passer: Billy Ray (20-32, 308 yards)  
Receiver: Clarkston Hines (7-137)  
Rusher: Randy Cuthbert (38-161)
7. Wake Forest, 1989  
Passer: Dave Brown (24-36, 444 yards)  
Receiver: Clarkston Hines (6-251)  
Rusher: Randy Cuthbert (25-102)
8. N.C. State, 1989  
Passer: Dave Brown (27-42, 374 yards)  
Receiver: Clarkston Hines (6-131)  
Rusher: Randy Cuthbert (37-151)
9. North Carolina, 1989  
Passer: Dave Brown (33-54, 479 yards)  
Receiver: Clarkston Hines (8-162)  
Rusher: Randy Cuthbert (20-116)
10. Wake Forest, 2010  
Passer: Sean Renfree (28-44, 358 yards)  
Receiver: Conner Vernon (8-181)  
Rusher: Desmond Scott (11-122)
11. Cincinnati, 2012  
Passer: Sean Renfree (37-49, 358 yards)  
Receiver: Conner Vernon (10-119)  
Rusher: Josh Snead (17-107)
12. Pittsburgh, 2013  
Passer: Brandon Connette (21-32, 323 yards)  
Receiver: Jamison Crowder (7-141)  
Rusher: Brandon Connette (15-101)
13. Troy, 2013  
Passer: Brandon Connette (20-28, 324 yards)  
Receiver: Jamison Crowder (7-149)  
Rusher: Josh Snead (11-108)
14. Texas A&M, 2013  
Passer: Anthony Boone (29-45, 427 yards)  
Receiver: Jamison Crowder (12-163)  
Receiver: Braxton Deaver (6-116)  
Rusher: Josh Snead (17-104)

## 100-YARD RECEIVER & 100-YARD RUSHER, GAME

1. Clemson, 1968  
Rusher: Phil Asack (18-114)  
Receiver: Henley Carter (13-209)
2. Georgia Tech, 1969  
Rusher: Bob Zeirko (20-103)  
Receiver: Marcel Courtillet (8-166)
3. Virginia, 1970  
Rusher: Steve Jones (32-112)  
Receiver: Wes Chesson (8-106)
4. Clemson, 1970  
Rusher: Steve Jones (38-171)  
Receiver: Wes Chesson (13-149)
5. South Carolina, 1970  
Rusher: Art Bosetti (42-138)  
Receiver: Wes Chesson (10-189)
6. Clemson, 1974  
Rusher: Art Gore (21-102)  
Receiver: Troy Slade (8-118)
7. North Carolina, 1975  
Rusher: Mike Barney (12-129)  
Receiver: Troy Slade (8-151)
8. Georgia Tech, 1978  
Rusher: Greg Rhett (25-154)  
Receiver: Derrick Lewis (2-102)
9. Tennessee, 1982  
Rusher: Joel Blunk (13-101)  
Receiver: Chris Castor (2-113)
10. Virginia, 1982  
Rusher: Mike Grayson (8-102)  
Receiver: Chris Castor (7-111)
11. North Carolina, 1983  
Rusher: Mike Grayson (21-106)  
Receiver: Scott Russell (7-102)  
Receiver: Doug Green (5-101)
12. North Carolina, 1987  
Rusher: Roger Boone (21-118)  
Receiver: Clarkston Hines (5-122)
13. The Citadel, 1988  
Rusher: Roger Boone (20-109)  
Receiver: Walter Jones (7-139)  
Receiver: Clarkston Hines (3-108)
14. North Carolina, 1988  
Rusher: Roger Boone (23-157)  
Receiver: Roger Boone (11-138)  
Receiver: Clarkston Hines (8-104)
15. Army, 1989  
Rusher: Steve Jones (38-171)  
Receiver: Clarkston Hines (8-150)
16. Maryland, 1989  
Rusher: Randy Cuthbert (38-161)  
Receiver: Clarkston Hines (7-137)
17. Wake Forest, 1989  
Rusher: Randy Cuthbert (25-102)  
Receiver: Clarkston Hines (6-251)
18. N.C. State, 1989  
Rusher: Randy Cuthbert (37-151)  
Receiver: Clarkston Hines (6-131)
19. North Carolina, 1989  
Rusher: Randy Cuthbert (20-116)  
Receiver: Clarkston Hines (8-162)
20. Maryland, 1992  
Rusher: Randy Cuthbert (27-101)  
Receiver: Brad Breedlove (5-107)
21. Rutgers, 1993  
Rusher: David Lowman (17-106)  
Receiver: Brad Breedlove (7-113)
22. Western Carolina, 1998  
Rusher: B.J. Hill (23-121)  
Receiver: Richmond Flowers (5-106)

23. Wake Forest, 2010  
Rusher: Desmond Scott (11-122)  
Receiver: Conner Vernon (8-181)
24. Cincinnati, 2012  
Rusher: Josh Snead (17-107)  
Receiver: Conner Vernon (10-119)
25. Pittsburgh, 2013  
Receiver: Jamison Crowder (7-141)  
Rusher: Brandon Connette (15-101)
26. Troy, 2013  
Receiver: Jamison Crowder (7-149)  
Rusher: Josh Snead (11-108)
27. Texas A&M, 2013  
Receiver: Jamison Crowder (12-163)  
Receiver: Braxton Deaver (6-116)  
Rusher: Josh Snead (17-104)
28. Arizona State, 2014  
Receiver: Jamison Crowder (7-102)  
Rusher: Shaquille Powell (29-117)

## 300-YARD PASSER & 100-YARD RUSHER, GAME

1. Clemson, 1968  
Passer: Leo Hart (19-34, 316 yards)  
Rusher: Phil Asack (18-114)
2. South Carolina, 1970  
Passer: Leo Hart (22-31, 302 yards)  
Rusher: Art Bosetti (42-138)
3. North Carolina, 1983  
Passer: Ben Bennett (27-35, 323 yards)  
Rusher: Mike Grayson (21-106)
4. The Citadel, 1988  
Passer: Anthony Dilweg (19-31, 410 yards)  
Rusher: Roger Boone (20-109)
5. N.C. State, 1988  
Passer: Anthony Dilweg (33-56, 357 yards)  
Rusher: Roger Boone (17-131)
6. North Carolina, 1988  
Passer: Anthony Dilweg (29-49, 362 yards)  
Rusher: Roger Boone (23-157)
7. Maryland, 1989  
Passer: Billy Ray (20-32, 308 yards)  
Rusher: Randy Cuthbert (38-161)
8. Wake Forest, 1989  
Passer: Dave Brown (24-36, 444 yards)  
Rusher: Randy Cuthbert (25-102)
9. N.C. State, 1989  
Passer: Dave Brown (27-42, 374 yards)  
Rusher: Randy Cuthbert (37-151)
10. North Carolina, 1989  
Passer: Dave Brown (33-54, 479 yards)  
Rusher: Randy Cuthbert (20-116)
11. Wake Forest, 2004  
Passer: Mike Schneider (28-45, 300 yards)  
Rusher: Cedric Dargan (24-113)
12. Wake Forest, 2010  
Passer: Sean Renfree (28-44, 358 yards)  
Rusher: Desmond Scott (11-122)
13. Cincinnati, 2012  
Passer: Sean Renfree (37-49, 358 yards)  
Rusher: Josh Snead (17-107)
14. Pittsburgh, 2013  
Passer: Brandon Connette (21-32, 323 yards)  
Rusher: Brandon Connette (15-101)
15. Troy, 2013  
Passer: Brandon Connette (20-28, 324 yards)  
Rusher: Josh Snead (11-108)
16. Texas A&M, 2013  
Passer: Anthony Boone (29-45, 427 yards)  
Rusher: Josh Snead (17-104)

# ALL-PURPOSE & TOTAL OFFENSE RECORDS

## Most All-Purpose Yards, Game

1.	Randy Cuthbert	311 vs. Georgia Tech, 1989
	<i>(234 rushing, 56 receiving, 21 kickoff return, 0 punt return)</i>	
2.	Chris Douglas	304 vs. Florida State, 2001
	<i>(31 rushing, 85 receiving, 188 kickoff return, 0 punt return)</i>	
3.	Roger Boone	295 vs. North Carolina, 1988
	<i>(157 rushing, 138 receiving, 0 kickoff return, 0 punt return)</i>	
4.	Chris Castor	283 vs. Wake Forest, 1982
	<i>(0 rushing, 283 receiving, 0 kickoff return, 0 punt return)</i>	
5.	Shaun Wilson	282 vs. Indiana, 2015
	<i>(103 rushing, 15 receiving, 164 kickoff return, 0 punt return)</i>	
6.	Jamison Crowder	279 vs. Pittsburgh, 2013
	<i>(29 rushing, 141 receiving, 0 kickoff return, 109 punt return)</i>	
7.	Robert Baldwin	277 vs. Maryland, 1994
	<i>(238 rushing, 39 receiving, 0 kickoff return, 0 punt return)</i>	
8.	Corey Thomas	276 vs. Georgia Tech, 1997
	<i>(0 rushing, 276 receiving, 0 kickoff return, 0 punt return)</i>	
9.	Jamison Crowder	272 vs. Miami, 2012
	<i>(0 rushing, 203 receiving, 69 kickoff return, 0 punt return)</i>	
10.	Scottie Montgomery	262 vs. Vanderbilt, 1998
	<i>(0 rushing, 243 receiving, 19 kickoff return, 0 punt return)</i>	
11.	Desmond Scott	259 vs. Wake Forest, 2009
	<i>(41 rushing, 7 receiving, 211 kickoff return, 0 punt return)</i>	
12.	George McAfee	256 vs. Wake Forest, 1937
	<i>(174 rushing, 48 receiving, 0 kickoff return, 34 punt return)</i>	
13.	Shaun Wilson	252 vs. Kansas, 2014
	<i>(245 rushing, 7 receiving, 0 kickoff return, 0 punt return)</i>	
14.	Clarkston Hines	251 vs. Wake Forest, 1989
	<i>(0 rushing, 251 receiving, 0 kickoff return, 0 punt return)</i>	
15.	Scottie Montgomery	250 vs. Virginia, 1999
	<i>(0 rushing, 172 receiving, 78 kickoff return, 0 punt return)</i>	

## Most All-Purpose Yards, Season

1.	Chris Douglas	2001	1,849
	<i>(841 rushing, 233 receiving, 775 kickoff return, 0 punt return)</i>		
2.	Jamison Crowder	2013	1,832
	<i>(71 rushing, 1,360 receiving, 0 kickoff return, 401 punt return)</i>		
3.	Scottie Montgomery	1999	1,565
	<i>(15 rushing, 819 receiving, 587 kickoff return, 144 punt return)</i>		
4.	Troy Slade	1975	1,555
	<i>(0 rushing, 654 receiving, 618 kickoff return, 283 punt return)</i>		
5.	Randy Cuthbert	1989	1,547
	<i>(1,033 rushing, 470 receiving, 54 kickoff return, 0 punt return)</i>		
6.	Mike Grayson	1983	1,499
	<i>(785 rushing, 582 receiving, 22 kickoff return, 110 punt return)</i>		
7.	Roger Boone	1988	1,466
	<i>(836 rushing, 630 receiving, 0 kickoff return, 0 punt return)</i>		
8.	Robert Baldwin	1994	1,445
	<i>(1,187 rushing, 258 receiving, 0 kickoff return, 0 punt return)</i>		
9.	Steve Jones	1970	1,443
	<i>(854 rushing, 223 receiving, 366 kickoff return, 0 punt return)</i>		
	Steve Jones	1972	1,443
	<i>(1,236 rushing, 18 receiving, 149 kickoff return, 5 punt return)</i>		
11.	Chris Douglas	2003	1,442
	<i>(1,138 rushing, 212 receiving, 93 kickoff return, 0 punt return)</i>		

## Most All-Purpose Yards Per Game, Season

1.	Chris Douglas	2001	168.09
	<i>(841 rushing, 233 receiving, 775 kickoff return, 0 punt return: 11 games)</i>		
2.	George McAfee	1939	150.78
	<i>(596 rushing, 229 receiving, 111 kickoff return, 365 punt return: 9 games)</i>		
3.	Scottie Montgomery	1999	142.27
	<i>(15 rushing, 819 receiving, 587 kickoff return, 144 punt return: 11 games)</i>		
4.	Troy Slade	1975	141.36
	<i>(0 rushing, 654 receiving, 618 kickoff return, 283 punt return: 11 games)</i>		
5.	Randy Cuthbert	1989	140.64
	<i>(1,023 rushing, 470 receiving, 54 kickoff return, 0 punt return: 11 games)</i>		

## Most All-Purpose Yards, Career

1.	Chris Douglas	2000-03	5,753
	<i>(3,122 rushing, 867 receiving, 1,759 kickoff return, 5 punt return)</i>		
2.	Jamison Crowder	2011-14	5,575
	<i>(135 rushing, 3,641 receiving, 904 kickoff return, 869 punt return)</i>		
3.	Mike Grayson	1980-83	4,381
	<i>(2,441 rushing, 1,219 receiving, 611 kickoff return, 110 punt return)</i>		
4.	Conner Vernon	2009-12	4,357
	<i>(38 rushing, 3,749 receiving, 452 kickoff return, 118 punt return)</i>		
5.	Scottie Montgomery	1996-99	4,188
	<i>(150 rushing, 2,378 receiving, 1,515 kickoff return, 144 punt return)</i>		
6.	Randy Cuthbert	1988-92	4,105
	<i>(2,790 rushing, 1,261 receiving, 54 kickoff return, 0 punt return)</i>		
7.	Troy Slade	1973-75	4,079
	<i>(-33 rushing, 1,334 receiving, 1,757 kickoff return, 1,021 punt return)</i>		
8.	Steve Jones	1970-72	3,716
	<i>(2,951 rushing, 245 receiving, 515 kickoff return, 5 punt return)</i>		
9.	Desmond Scott	2009-12	3,615
	<i>(1,159 rushing, 1,214 receiving, 1,242 kickoff return, 0 punt return)</i>		
10.	Roger Boone	1986-89	3,555
	<i>(1,900 rushing, 1,444 receiving, 170 kickoff return, 41 punt return)</i>		
11.	Clarkston Hines	1986-89	3,302
	<i>(-16 rushing, 3,318 receiving, 0 kickoff return, 0 punt return)</i>		

## Most All-Purpose Yards Per Game, Career

1.	Steve Jones	<i>(3,716-28)</i>	1970-72	132.71
2.	Chris Douglas	<i>(5,753-45)</i>	2000-03	127.84
3.	Troy Slade	<i>(4,079-33)</i>	1973-75	123.61
4.	Mike Grayson	<i>(4,381-40)</i>	1980-83	109.53
5.	Jamison Crowder	<i>(5,575-52)</i>	2011-14	107.21

## Most Total Offensive Yards, Game *(Rush-Pass)*

1.	Anthony Dilweg	<i>(1-475)</i>	476 vs. Wake Forest, 1988
2.	Dave Brown	<i>(-9-479)</i>	470 vs. North Carolina, 1989
3.	Thaddeus Lewis	<i>(8-459)</i>	467 vs. N.C. State, 2009
4.	Steve Slayden	<i>(-4-458)</i>	454 vs. N.C. State, 1987
	Anthony Boone	<i>(27-427)</i>	454 vs. Texas A&M, 2013
6.	Ben Bennett	<i>(-22-469)</i>	447 vs. Wake Forest, 1980
7.	Dave Brown	<i>(2-444)</i>	446 vs. Wake Forest, 1989
8.	Thaddeus Lewis	<i>(9-428)</i>	437 vs. Navy, 2007
9.	Sean Renfree	<i>(-4-432)</i>	428 vs. Miami, 2012
10.	Brandon Connette	<i>(101-323)</i>	424 vs. Pittsburgh, 2013

## Most Total Offensive Yards, Season *(Rush-Pass)*

1.	Anthony Dilweg	<i>(-111-3,824)</i>	1988	3,713
2.	Thomas Sirk	<i>(803-2,625)</i>	2015	3,428
3.	Thaddeus Lewis	<i>(48-3,330)</i>	2009	3,378
4.	Sean Renfree	<i>(-47-3,131)</i>	2010	3,084
5.	Anthony Boone	<i>(375-2,700)</i>	2014	3,075
6.	Sean Renfree	<i>(-50-3,113)</i>	2012	3,063
7.	Steve Slayden	<i>(44-2,924)</i>	1987	2,968
8.	Ben Bennett	<i>(-136-3,086)</i>	1983	2,950
9.	Ben Bennett	<i>(-148-3,033)</i>	1982	2,885
10.	Dave Brown	<i>(57-2,794)</i>	1991	2,851
11.	Sean Renfree	<i>(-58-2,891)</i>	2011	2,833

## Most Total Offensive Yards Per Game, Season

1.	Anthony Dilweg	<i>(3,713-11)</i>	1988	337.55
2.	Steve Slayden	<i>(2,968-10)</i>	1987	296.80
3.	Thomas Sirk	<i>(3,428-12)</i>	2015	285.67
3.	Thaddeus Lewis	<i>(3,378-12)</i>	2009	281.50
4.	Ben Bennett	<i>(2,950-11)</i>	1983	268.18
5.	Ben Bennett	<i>(2,885-11)</i>	1982	262.27

## Most Total Offensive Yards, Career *(Rush-Pass)*

1.	Thaddeus Lewis	<i>(-78-10,065)</i>	2006-09	9,987
2.	Sean Renfree	<i>(-167-9,465)</i>	2009-12	9,298
3.	Spence Fischer	<i>(89-9,019)</i>	1992-95	9,108
4.	Ben Bennett	<i>(-553-9,614)</i>	1980-83	9,061
5.	Steve Slayden	<i>(125-8,004)</i>	1984-87	8,129
6.	Anthony Boone	<i>(800-5,789)</i>	2011-14	6,589
7.	Leo Hart	<i>(151-6,116)</i>	1968-70	6,267
8.	Dave Brown	<i>(53-5,717)</i>	1989-91	5,770
9.	Mike Dunn	<i>(1,919-3,511)</i>	1975-78	5,430
10.	Anthony Dilweg	<i>(-174-4,557)</i>	1985-88	4,383

## Most Total Offensive Yards Per Game, Career

1.	Sean Renfree	<i>(9,298-41)</i>	2009-12	226.78
2.	Spence Fischer	<i>(9,108-42)</i>	1992-95	216.86
3.	Ben Bennett	<i>(9,061-42)</i>	1980-83	215.74
4.	Dave Brown	<i>(5,770-27)</i>	1984-87	213.70
5.	Thaddeus Lewis	<i>(9,987-47)</i>	2006-09	212.49

## Most Total Offensive Plays, Game *(Rush-Pass)*

1.	Steve Slayden	<i>(11-62)</i>	73 vs. N.C. State, 1987
2.	Anthony Dilweg	<i>(9-57)</i>	66 vs. Maryland, 1988
	D. Bryant	<i>(13-53)</i>	66 vs. N.C. State, 2001
4.	Ben Bennett	<i>(3-62)</i>	65 vs. Wake Forest, 1980
	Thomas Sirk	<i>(13-52)</i>	65 vs. Miami, 2015
6.	Spence Fischer	<i>(7-57)</i>	64 vs. North Carolina, 1994
	D. Bryant	<i>(8-56)</i>	64 vs. Clemson, 2001
8.	Spence Fischer	<i>(7-56)</i>	63 vs. Virginia, 1995
9.	Thaddeus Lewis	<i>(12-50)</i>	62 vs. N.C. State, 2009
	Sean Renfree	<i>(3-59)</i>	62 vs. Miami, 2012

## Most Total Offensive Plays, Season *(Rush-Pass)*

1.	Thomas Sirk	<i>(163-427)</i>	2015	590
2.	Anthony Boone	<i>(94-453)</i>	2014	547
3.	Anthony Dilweg	<i>(55-484)</i>	1988	539
4.	Thaddeus Lewis	<i>(86-449)</i>	2009	535
5.	Dave Brown	<i>(90-437)</i>	1991	527
6.	Ben Bennett	<i>(57-469)</i>	1983	526
7.	Sean Renfree	<i>(51-464)</i>	2010	515
8.	Spence Fischer	<i>(64-438)</i>	1995	502
9.	Steve Slayden	<i>(99-395)</i>	1987	494
10.	Sean Renfree	<i>(58-434)</i>	2011	492

## Most Total Offensive Plays Per Game, Season

1.	Steve Slayden	<i>(494-10)</i>	1987	49.40
2.	Thomas Sirk	<i>(590-12)</i>	2015	49.17
3.	Anthony Dilweg	<i>(539-11)</i>	1988	49.00
4.	Dave Brown	<i>(527-11)</i>	1991	47.91
5.	Ben Bennett	<i>(526-11)</i>	1983	47.82

## Most Total Offensive Plays, Career *(Rush-Pass)*

1.	Thaddeus Lewis	<i>(350-1,510)</i>	2006-09	1,860
2.	Spence Fischer	<i>(243-1,369)</i>	1992-95	1,612
3.	Ben Bennett	<i>(207-1,375)</i>	1980-83	1,582
4.	Steve Slayden	<i>(342-1,204)</i>	1984-87	1,546
5.	Sean Renfree	<i>(153-1,389)</i>	2009-12	1,542
6.	Leo Hart	<i>(314-877)</i>	1968-70	1,191
7.	Anthony Boone	<i>(230-923)</i>	2011-14	1,153
8.	Mike Dunn	<i>(595-540)</i>	1975-78	1,135
9.	Dave Brown	<i>(147-845)</i>	1989-91	992

## Most Total Offensive Plays Per Game, Career

1.	Thaddeus Lewis	<i>(1,860-47)</i>	2006-09	39.57
2.	Steve Slayden	<i>(1,546-40)</i>	1984-87	38.65
3.	Leo Hart	<i>(1,191-31)</i>	1968-70	38.42
4.	Spence Fischer	<i>(1,369-42)</i>	1992-95	38.38
5.	Sean Renfree	<i>(1,542-41)</i>	2009-12	37.61

# SCORING RECORDS

## Most Points, Game

1. Tom Powers (6 TD)	36 vs. Richmond, 1950
2. Winston Siegfried (4 TD, 2 PAT)	26 vs. N.C. State, 1941
Wray Carlton (4 TD, 2 PAT)	26 vs. Virginia, 1957
Mike Dunn (4 TD, 1 PAT)	26 vs. North Carolina, 1976
5. Tom Davis (4 TD)	24 vs. N.C. State, 1942
Tony Benjamin (4 TD)	24 vs. Wake Forest, 1975
Robert Baldwin (4 TD)	24 vs. Maryland, 1994
Corey Thomas (4 TD)	24 vs. Georgia Tech, 1997
Justin Boyle (4 TD)	24 vs. Vanderbilt, 2006
Eron Riley (4 TD)	24 vs. Navy, 2007
Brandon Connette (4 TD)	24 vs. Miami, 2013
12. Red Smith (3 TD, 4 PAT)	22 vs. North Carolina, 1952
13. Tielor Robinson (3 TD, 1 PAT)	20 vs. N. Carolina, 2006

## Most Points, Season

1. Ross Martin (26 FG, 42 PAT)	2015	120
2. Ross Martin (19 FG, 50 PAT)	2014	107
3. Ross Martin (20 FG, 46 PAT)	2012	106
4. Clarkston Hines (17 TD, 1 PAT)	1989	104
5. Ross Martin (13 FG, 58 PAT)	2013	97
6. Will Snyderwine (21 FG, 32 PAT)	2010	95
7. Brandon Connette (14 TD)	2013	84
8. Winston Siegfried (13 TD, 1 PAT)	1941	80
Mike Dunn (13 TD, 1 PAT)	1976	80
10. Doug Peterson (15 FG, 34 PAT)	1987	79

## Most Points Per Game, Season

1. Clarkston Hines (104-11)	1989	9.45
2. Ross Martin (120-13)	2015	9.23
3. Winston Siegfried (80-9)	1941	8.89
4. Ross Martin (107-13)	2014	8.23
5. Ross Martin (106-13)	2012	8.15

## Most Points, Career

1. Ross Martin (78 FG, 196 PAT)	2012-15	430
2. Sims Lenhardt (55 FG, 75 PAT)	1996-99	240
3. Clarkston Hines (38 TD, 3 PAT)	1986-89	234
4. Will Snyderwine (46 FG, 84 PAT)	2009-11	222
5. Randy Gardner (33 FG, 122 PAT)	1989-92	221
6. Tom Cochran (36 FG, 90 PAT)	1992-95	198
7. Brandon Connette (32 TD, 1 PAT)	2010-13	194
8. Doug Peterson (37 FG, 82 PAT)	1986-88	193
9. Tom Davis (28 TD)	1941-44	168
Scott McKinney (32 FG, 72 PAT)	1978-81	168
Jamison Crowder (28 TD)	2011-14	168
12. Brent Garber (34 FG, 60 PAT)	2000-03	162
13. Ken Harper (31 FG, 58 PAT)	1982-85	151
14. Corey Thomas (25 TD)	1994-97	150

## Most Points Per Game, Career (150 points)

1. Ross Martin (430-53)	2012-15	8.11
2. Will Snyderwine (222-35)	2009-11	6.34
3. Sims Lenhardt (240-40)	1996-99	6.00
4. Doug Peterson (193-33)	1986-88	5.85
5. Clarkston Hines (234-44)	1986-89	5.32

## Touchdown Responsibility, Game (Rush-Pass)

1. Tom Powers (6-0)	6 vs. Richmond, 1950
Steve Slayden (0-6)	6 vs. Georgia Tech, 1987
Thaddeus Lewis (1-5)	6 vs. N.C. State, 2009
Brandon Connette (2-4)	6 vs. Pittsburgh, 2013
5. Dave Brown (1-4)	5 vs. Wake Forest, 1989
Thaddeus Lewis (1-4)	5 vs. Navy, 2007
Brandon Connette (2-3)	5 vs. Troy, 2013
Brandon Connette (4-1)	5 vs. Miami, 2013

## Touchdown Responsibility, Season (Rush-Pass)

1. Brandon Connette (14-13)	2013	27
2. Anthony Dilweg (2-24)	1988	26
3. Dave Brown (5-20)	1991	25
4. Thaddeus Lewis (4-20)	2009	24
Anthony Boone (5-19)	2014	24
Thomas Sirk (8-16)	2015	24
7. Steve Slayden (3-20)	1987	23
Thaddeus Lewis (2-21)	2007	23
9. Ben Bennett (0-20)	1982	20
Sean Renfree (1-19)	2012	20

## Touchdown Responsibility, Career (Rush-Pass)

1. Thaddeus Lewis (9-67)	2006-09	76
2. Sean Renfree (9-51)	2009-12	60
3. Ben Bennett (2-55)	1980-83	57
4. Steve Slayden (8-48)	1984-87	56
5. Spence Fischer (7-48)	1992-95	55
6. Anthony Boone (16-38)	2011-14	54
7. Dave Brown (7-42)	1989-91	49
8. Brandon Connette (31-16)	2010-13	47

## TD Responsibility, 2 Consecutive Games (Rush-Pass)

1. Brandon Connette, 2013 (2-4 vs. Pitt; 2-3 vs. Troy)	11
2. Dave Brown, 1989 (1-4 vs. WF; 0-4 vs. NCS)	9

## TD Responsibility, 3 Consecutive Games

1. Steve Slayden, 1987 (0-6 vs. GT; 1-1 vs. WF; 1-3 vs. NCS)	12
Dave Brown, 1989 (1-4 vs. WF; 0-4 vs. NCS; 0-3 vs. UNC)	12
Brandon Connette, 2013 (1-0 vs. GT; 2-4 vs. Pitt; 2-3 vs. Troy)	12
4. Thaddeus Lewis, 2007 (1-4 vs. NAVY; 0-2 vs. MIA; 0-4 vs. WF)	11
Thaddeus Lewis, 2009 (1-2 vs. NCCU; 0-2 vs. VT; 1-5 vs. NCS)	11

# PLACEKICKING RECORDS

## Most PATs, Game

1. Bob Gantt	9 vs. N.C. State, 1943
2. Mike Souchak	8 vs. Richmond, 1949
3. Vince Fusco	7 vs. Wake Forest, 1975
Randy Gardner	7 vs. Wake Forest, 1989
Randy Gardner	7 vs. Western Carolina, 1990
Nick Maggio	7 vs. N.C. Central, 2009
Will Snyderwine	7 vs. N.C. State, 2009
Ross Martin	7 vs. Pittsburgh, 2013
Ross Martin	7 vs. Elon, 2014
Ross Martin	7 vs. N.C. Central, 2015

## Most PATs, Season

1. Ross Martin	2013	58
2. Ross Martin	2014	50
3. Ross Martin	2012	46
4. Ross Martin	2015	42
5. Robert Gantt	1943	41
6. Tom Cochran	1994	37
7. Randy Gardner	1989	36
8. Doug Peterson	1987	34
Doug Peterson	1988	34
10. Four players with last by Will Snyderwine	2010	32

## Most PATs, Career

1. Ross Martin	2012-15	196
2. Randy Gardner	1989-92	122
3. Tom Cochran	1993-95	90
4. Will Snyderwine	2009-11	84
5. Doug Peterson	1993-95	82
6. Robert Gantt	1942-43, 46	78
7. Mike Souchak	1948-50	76
8. Sims Lenhardt	1996-99	75
9. Scott McKinney	1978-81	72
10. Brent Garber	2000-03	60

## Most PATs Attempted, Game

1. Bob Gantt	10 vs. N.C. State, 1943
Mike Souchak	10 vs. Richmond, 1949
3. Vince Fusco	7 vs. Wake Forest, 1975
Randy Gardner	7 vs. Wake Forest, 1989
Randy Gardner	7 vs. Western Carolina, 1990
Tom Cochran	7 vs. Wake Forest, 1994
Nick Maggio	7 vs. N.C. Central, 2009
Will Snyderwine	7 vs. N.C. State, 2009
Ross Martin	7 vs. Pittsburgh, 2013
Ross Martin	7 vs. Elon, 2014
Ross Martin	7 vs. N.C. Central, 2015

## Most PATs Attempted, Season

1. Ross Martin	2013	58
2. Ross Martin	2014	50
3. Ross Martin	2012	47
4. Robert Gantt	1943	46
5. Ross Martin	2015	42
6. Tom Cochran	1994	40
7. Randy Gardner	1989	39
8. Mike Souchak	1949	38
9. Doug Peterson	1987	36
10. Doug Peterson	1988	35

## Most PATs Attempted, Career

1. Ross Martin	2012-15	197
2. Randy Gardner	1989-92	127
3. Tom Cochran	1993-95	96
4. Doug Peterson	1993-95	89
5. Mike Souchak	1948-50	88
6. Will Snyderwine	2009-11	84
7. Sims Lenhardt	1996-99	78
8. Scott McKinney	1978-81	75
9. Ken Harper	1982-85	68
10. Brent Garber	2000-03	66

## Highest PAT Percentage, Season (20)

1. Scott McKinney (28-28)	1980	1.000
Randy Gardner (32-32)	1992	1.000
Sims Lenhardt (22-22)	1997	1.000
Sims Lenhardt (21-21)	1998	1.000
Nick Maggio (28-28)	2008	1.000
Will Snyderwine (24-24)	2009	1.000
Will Snyderwine (32-32)	2010	1.000
Will Snyderwine (28-28)	2011	1.000
Ross Martin (58-58)	2013	1.000
Ross Martin (42-42)	2015	1.000

## Highest PAT Percentage, Career (40)

1. Will Snyderwine (84-84)	2009-11	1.000
Nick Maggio (50-50)	2007-10	1.000
3. Ross Martin (196-197)	2012-15	.995
4. Sims Lenhardt (75-78)	1996-99	.9615
5. Randy Gardner (122-127)	1989-92	.9606
6. Scott McKinney (72-75)	1978-81	.960
7. Tom Cochran (90-96)	1993-95	.938
8. Doug Peterson (82-89)	1993-95	.921
9. Brent Garber (60-66)	2000-03	.909
10. Mike Souchak (76-88)	1948-50	.864

## Most Consecutive PATs Made

1. Ross Martin	2012-15	152
2. Will Snyderwine	2009-11	84
3. Sims Lenhardt	1996-99	62
4. Randy Gardner	1991-92	59
5. Nick Maggio	2007-10	50
6. Scott McKinney	1978-81	49
7. Randy Gardner	1989-90	46
8. Ross Martin	2012	44
9. Tom Cochran	1993-94	35
10. Ken Harper	1983-85	34



**Most Field Goals, Game**

1.	Vince Fusco	6 vs. Clemson, 1976
2.	Doug Peterson	5 vs. Maryland, 1987
	Will Snyderwine	5 vs. Virginia, 2009
4.	David Wright	4 vs. Florida, 1971
	John Tolish	4 vs. Wake Forest, 1982
	Doug Peterson	4 vs. Vanderbilt, 1986
	Tom Cochran	4 vs. Maryland, 1993
	Sims Lenhardt	4 vs. Navy, 1997
	Sims Lenhardt	4 vs. Wake Forest, 1998
	Sims Lenhardt	4 vs. Vanderbilt, 1998
	Sims Lenhardt	4 vs. Northwestern, 1999
	Will Snyderwine	4 vs. Virginia Tech, 2009
	Ross Martin	4 vs. North Carolina, 2012

**Most Field Goals, Season**

1.	Ross Martin	2015	26
2.	Will Snyderwine	2010	21
3.	Ross Martin	2012	20
4.	Ross Martin	2014	19
5.	Will Snyderwine	2009	17
6.	Sims Lenhardt	1997	16
	Sims Lenhardt	1998	16
8.	Doug Peterson	1987	15
9.	Tom Cochran	1995	14
	Sims Lenhardt	1999	14
	Brent Garber	2002	14

**Most Field Goals, Career**

1.	Ross Martin	2012-15	78
2.	Sims Lenhardt	1996-99	55
3.	Will Snyderwine	2009-11	46
4.	Doug Peterson	1986-88	37
5.	Tom Cochran	1993-95	36
6.	Brent Garber	2000-03	34
7.	Randy Gardner	1989-92	33
8.	Scott McKinney	1978-81	32
9.	Ken Harper	1982-85	31
10.	Vince Fusco	1975-76	21
11.	Matt Brooks	2001-04	19
12.	William Reynolds	1960-62	15
	Nick Maggio	2007-10	15

**Highest Field Goal Percentage, Season (16 att.)**

1.	Ross Martin (19-21)	2014	.905
2.	Will Snyderwine (21-24)	2010	.875
3.	Ross Martin (20-23)	2012	.870
4.	Ross Martin (26-30)	2015	.867
4.	Will Snyderwine (17-20)	2009	.850
5.	Ken Harper (13-16)	1984	.813
6.	Sims Lenhardt (16-20)	1997	.800
7.	Tom Cochran (14-18)	1995	.778
	Sims Lenhardt (14-18)	1999	.778
9.	Doug Peterson (12-16)	1988	.750
10.	Sims Lenhardt (16-22)	1998	.727

**Highest Field Goal Percentage, Career (25 att.)**

1.	Ross Martin (78-93)	2012-15	.839
2.	Will Snyderwine (46-61)	2009-11	.754
3.	Sims Lenhardt (55-75)	1996-99	.733
4.	Doug Peterson (37-51)	1986-88	.726
5.	Matt Brooks (19-28)	2001-04	.679
6.	Tom Cochran (36-57)	1993-95	.632
7.	Scott McKinney (32-52)	1978-81	.615
8.	William Reynolds (15-25)	1960-62	.600
9.	Brent Garber (34-59)	2000-03	.576
10.	Randy Gardner (33-57)	1989-92	.579
11.	Ken Harper (31-56)	1982-85	.554
12.	Vince Fusco (21-36)	1975-76	.583

**Most Field Goals Attempted, Game**

1.	Vince Fusco	7 vs. Clemson, 1976
	Tom Cochran	7 vs. N.C. State, 1994
3.	Doug Peterson	6 vs. Maryland, 1987
4.	David Wright	5 vs. Florida, 1971
	Sims Lenhardt	5 vs. Wake Forest, 1998
	Will Snyderwine	5 vs. Virginia, 2009
	Ross Martin	5 vs. Virginia Tech, 2014
	Ross Martin	5 vs. Virginia Tech, 2015

**Most Field Goals Attempted, Season**

1.	Ross Martin	2015	30
2.	Brent Garber	2002	26
3.	Will Snyderwine	2010	24
4.	Ross Martin	2012	23
5.	Doug Peterson	1987	22
	Tom Cochran	1994	22
	Sims Lenhardt	1998	22
8.	Ross Martin	2014	21
9.	Vince Fusco	1976	20
	Scott McKinney	1981	20
	Sims Lenhardt	1997	20
	Will Snyderwine	2009	20

**Most Field Goals Attempted, Career**

1.	Ross Martin	2012-15	93
2.	Sims Lenhardt	1996-99	75
3.	Will Snyderwine	2009-11	61
4.	Brent Garber	2000-03	59
5.	Tom Cochran	1993-95	57
6.	Randy Gardner	1989-92	57
7.	Ken Harper	1982-85	56
8.	Scott McKinney	1978-81	52
9.	Doug Peterson	1986-88	51
10.	Vince Fusco	1975-76	36
11.	Matt Brooks	2001-04	28
12.	William Reynolds	1960-62	25
13.	Nick Maggio	2007-10	23

**Most Consecutive Field Goals Made**

1.	Will Snyderwine	2010	18
2.	Sims Lenhardt	1998-99	15
	Ross Martin	2014	15
	Ross Martin	2014-15	15
5.	Ross Martin	2012	13
6.	Will Snyderwine	2009	12

**Most 50+ Field Goals, Game**

1.	Sims Lenhardt	2 vs. Vanderbilt, 1998
	Ross Martin	2 vs. Virginia Tech, 2013

**Most 50+ Field Goals, Season**

1.	Sims Lenhardt	1998	4
	Ross Martin	2015	4
3.	Brent Garber	2002	3
4.	Matt Brooks	2004	2
	Joe Surgan	2008	2
	Ross Martin	2012	2
	Ross Martin	2013	2
8.	Eight tied with last by Will Snyderwine	2010	1

**Most 50+ Field Goals, Career**

1.	Ross Martin	2012-15	8
2.	Sims Lenhardt	1996-99	6
3.	Brent Garber	2000-03	4
4.	Matt Brooks	2001-04	2
	Joe Surgan	2005-08	2
	Will Snyderwine	2009-11	2
7.	David Wright	1969-71	1
	Vince Fusco	1975-76	1
	Doug Peterson	1984-87	1

**50-Yard Field Goals, Date**

1.	David Wright	51 vs. N.C. State, 1970
2.	Vince Fusco	57 vs. Clemson, 1976
3.	Doug Peterson	55 vs. North Carolina, 1987
4.	Sims Lenhardt	50 vs. Navy, 1997
5.	Sims Lenhardt	51 vs. Florida State, 1998
6.	Sims Lenhardt	50 vs. Georgia Tech, 1998
7.	Sims Lenhardt (20)	54 vs. Vanderbilt, 1998
8.	Sims Lenhardt (30)	53 vs. Vanderbilt, 1998
9.	Sims Lenhardt	50 vs. N.C. State, 1999
10.	Brent Garber	56 vs. East Carolina, 2002
11.	Brent Garber	52 vs. N.C. State, 2002
12.	Brent Garber	50 vs. Navy, 2002
13.	Brent Garber	54 vs. Tennessee, 2003
14.	Matt Brooks	53 vs. Clemson, 2004
15.	Matt Brooks	51 vs. North Carolina, 2004
16.	Joe Surgan	52 vs. Navy, 2008
17.	Joe Surgan	53 vs. North Carolina, 2008
18.	Will Snyderwine	51 vs. Wake Forest, 2009
19.	Will Snyderwine	52 vs. Georgia Tech, 2010
20.	Ross Martin	50 vs. Georgia Tech, 2012
21.	Ross Martin	52 vs. Cincinnati, 2012
22.	Ross Martin (20)	51 vs. Virginia Tech, 2013
23.	Ross Martin (20)	53 vs. Virginia Tech, 2013
24.	Ross Martin	53 vs. Boston College, 2015
25.	Ross Martin	51 vs. Pittsburgh, 2015
26.	Ross Martin	51 vs. Wake Forest, 2015
27.	Ross Martin	52 vs. Indiana, 2015

**50-Yard Field Goals, Length**

1.	Vince Fusco	57 vs. Clemson, 1976
2.	Brent Garber	56 vs. East Carolina, 2002
3.	Doug Peterson	55 vs. North Carolina, 1987
4.	Sims Lenhardt	54 vs. Vanderbilt, 1998
	Brent Garber	54 vs. Tennessee, 2003
6.	Sims Lenhardt	53 vs. Vanderbilt, 1998
	Matt Brooks	53 vs. Clemson, 2004
	Joe Surgan	53 vs. North Carolina, 2008
	Ross Martin	53 vs. Virginia Tech, 2013
	Ross Martin	53 vs. Boston College, 2015
11.	Brent Garber	52 vs. N.C. State, 2002
	Joe Surgan	52 vs. Navy, 2008
	Will Snyderwine	52 vs. Georgia Tech, 2010
	Ross Martin	52 vs. Cincinnati, 2012
	Ross Martin	52 vs. Indiana, 2015
16.	David Wright	51 vs. N.C. State, 1970
	Sims Lenhardt	51 vs. Florida State, 1998
	Matt Brooks	51 vs. North Carolina, 2004
	Will Snyderwine	51 vs. Wake Forest, 2009
	Ross Martin	51 vs. Virginia Tech, 2013
	Ross Martin	51 vs. Pittsburgh, 2015
	Ross Martin	51 vs. Wake Forest, 2015
23.	Sims Lenhardt	50 vs. Navy, 1997
	Sims Lenhardt	50 vs. Georgia Tech, 1998
	Sims Lenhardt	50 vs. N.C. State, 1999
	Brent Garber	50 vs. Navy, 2002
	Ross Martin	50 vs. Georgia Tech, 2012

# SCORING RETURN RECORDS

## Most Kickoff Returns For TD, Game

1.	28 tied with	1
	last by Shaun Wilson	98 vs. Indiana, 2015

## Most Kickoff Returns for TD, Season

1.	DeVon Edwards	2015	3
2.	Randy Jones	1990	2
	DeVon Edwards	2013	2

## Most Kickoff Returns for TD, Career

1.	DeVon Edwards	2013-present	6
2.	Randy Jones	1987-90	3
3.	Leroy Gallman	1990-93	2

## Most Punt Returns For TD, Game

1.	52 tied with	1
	last by Jamison Crowder	68 vs. Arizona State, 2014

## Most Punt Returns for TD, Season

1.	Elmore Hackney	1937	2
	Jay Wilkinson	1961	2
	Jamison Crowder	2013	2
	Jamison Crowder	2014	2

## Most Punt Returns for TD, Career

1.	Jamison Crowder	2011-14	4
2.	Elmore Hackney	1935-37	3
	Jay Wilkinson	1961-63	3
4.	Ernie Jackson	1969-71	2
	Rodney Dickerson	1984-87	2
	Ronnie Hamilton	1998-01	2

## Most Fumble Returns For TD, Game

1.	17 tied with	1
	last by August Campbell vs. Boston College, 2010	

## Most Fumble Returns for TD, Season

1.	John Zuanich	1994	2
	Vincent Rey	2008	2

## Most Fumble Returns for TD, Career

1.	Vincent Rey	2006-09	3
2.	John Zuanich	1992-95	2

## Most Blocked FG Returns For TD, Game

1.	Kenneth Stanford (70)	1 vs. North Carolina, 2004
	Ross Cockrell (75)	1 vs. FIU, 2012

## Most Blocked FG Returns For TD, Season

1.	Kenneth Stanford	2004	1
	Ross Cockrell	2012	1

## Most Blocked FG Returns For TD, Career

1.	Kenneth Stanford	2001-04	1
	Ross Cockrell	2010-13	1

## Most Interception Returns For TD, Game

1.	Leon Wright	2 vs. Army, 2009
	DeVon Edwards	2 vs. N.C. State, 2013

## Most Interception Returns for TD, Season

1.	Gordon Carver	1945	2
	Ernie Jackson	1971	2
	Wyatt Smith	1989	2
	John Talley	2004	2
	Leon Wright	2009	2
	DeVon Edwards	2013	2

## Most Interception Returns for TD, Career

1.	Wyatt Smith	1988-91	3
	John Talley	2003-06	3
3.	Gordon Carver	1942-45	2
	Jack Wilson	1959-61	2
	Ernie Jackson	1969-71	2
	Dennis Tabron	1978-81	2
	Leon Wright	2006-09	2
	DeVon Edwards	2013-present	2

## Most Defensive PAT Returns, Game

1.	Tawambi Settles ( <i>Blocked PAT: 60</i> )	1 vs. Florida St., 1995
	Lamar Grant ( <i>Interception: 100</i> )	1 vs. Maryland, 1996
	Kyler Brown ( <i>Interception: 98</i> )	1 vs. FIU, 2012

## Most Defensive PAT Returns, Season

1.	Tawambi Settles	1995	1
	Lamar Grant	1996	1
	Kyler Brown	2012	1

## Most Defensive PAT Returns, Career

1.	Tawambi Settles	1994-97	1
	Lamar Grant	1996-99	1
	Kyler Brown	2012-15	1

# 150-POINT SCORERS

## 1. Ross Martin

Year	TD	PAT <sup>1</sup>	PAT <sup>2</sup>	FG	Pts
2012	0	46-47	0	20-23	106
2013	0	58-58	0	13-19	97
2014	0	50-50	0	19-21	107
2015	0	42-42	0	26-30	120
<b>Total</b>	<b>0</b>	<b>196-197</b>	<b>0</b>	<b>78-93</b>	<b>430</b>

## 2. Sims Lenhardt

Year	TD	PAT <sup>1</sup>	PAT <sup>2</sup>	FG	Pts
1996	0	15-18	0	9-15	42
1997	0	22-22	0	16-20	70
1998	0	21-21	0	16-22	69
1999	0	17-17	0	14-18	59
<b>Total</b>	<b>0</b>	<b>75-78</b>	<b>0</b>	<b>55-75</b>	<b>240</b>

## 3. Clarkston Hines

Year	TD	PAT <sup>1</sup>	PAT <sup>2</sup>	FG	Pts
1986	0	0-0	0	0-0	0
1987	11	0-0	0	0-0	66
1988	10	0-0	2	0-0	64
1989	17	0-0	1	0-0	104
<b>Total</b>	<b>38</b>	<b>0-0</b>	<b>3</b>	<b>0-0</b>	<b>234</b>

## 4. Will Snyderwine

Year	TD	PAT <sup>1</sup>	PAT <sup>2</sup>	FG	Pts
2009	0	24-24	0	17-20	75
2010	0	32-32	0	21-24	95
2011	0	28-28	0	8-17	52
<b>Total</b>	<b>0</b>	<b>84-84</b>	<b>0</b>	<b>46-61</b>	<b>222</b>

## 5. Randy Gardner

Year	TD	PAT <sup>1</sup>	PAT <sup>2</sup>	FG	Pts
1989	0	36-39	0	9-16	63
1990	0	26-27	0	10-13	56
1991	0	28-29	0	7-12	49
1992	0	32-32	0	7-16	53
<b>Total</b>	<b>0</b>	<b>122-127</b>	<b>0</b>	<b>33-57</b>	<b>221</b>

## 6. Tom Cochran

Year	TD	PAT <sup>1</sup>	PAT <sup>2</sup>	FG	Pts
1992	0	0-0	0	0-0	0
1993	0	21-23	0	9-17	48
1994	0	37-40	0	13-22	76
1995	0	32-33	0	14-18	74
<b>Total</b>	<b>0</b>	<b>90-96</b>	<b>0</b>	<b>36-57</b>	<b>198</b>

## 7. Brandon Connette

Year	TD	PAT <sup>1</sup>	PAT <sup>2</sup>	FG	Pts
2010	8	0-0	1	0-0	50
2011	1	0-0	0	0-0	6
2012	9	0-0	0	0-0	54
2013	14	0-0	0	0-0	84
<b>Total</b>	<b>32</b>	<b>0-0</b>	<b>1</b>	<b>0-0</b>	<b>194</b>

## 8. Doug Peterson

Year	TD	PAT <sup>1</sup>	PAT <sup>2</sup>	FG	Pts
1986	0	14-18	0	10-13	44
1987	0	34-36	0	15-22	79
1988	0	34-35	0	12-16	70
<b>Total</b>	<b>0</b>	<b>82-89</b>	<b>0</b>	<b>37-51</b>	<b>193</b>

## 9. Tom Davis

Year	TD	PAT <sup>1</sup>	PAT <sup>2</sup>	FG	Pts
1941	7	0-0	0	0-0	42
1942	9	0-0	0	0-0	54
1943	4	0-0	0	0-0	24
1944	8	0-0	0	0-0	48
<b>Total</b>	<b>28</b>	<b>0-0</b>	<b>0</b>	<b>0-0</b>	<b>168</b>

## 9. Scott McKinney

Year	TD	PAT <sup>1</sup>	PAT <sup>2</sup>	FG	Pts
1978	0	5-7	0	7-11	26
1979	0	17-17	0	7-12	38
1980	0	28-28	0	6-9	46
1981	0	22-23	0	12-20	58
<b>Total</b>	<b>0</b>	<b>72-75</b>	<b>0</b>	<b>32-52</b>	<b>168</b>

## 19. Jamison Crowder

Year	TD	PAT <sup>1</sup>	PAT <sup>2</sup>	FG	Pts
2011	1	0-0	0	0-0	6
2012	8	0-0	0	0-0	48
2013	11	0-0	0	0-0	66
2014	8	0-0	0	0-0	48
<b>Total</b>	<b>28</b>	<b>0-0</b>	<b>0</b>	<b>0-0</b>	<b>168</b>

## 12. Brent Garber

Year	TD	PAT <sup>1</sup>	PAT <sup>2</sup>	FG	Pts
2000	0	16-18	0	7-12	37
2001	0	18-20	0	6-9	36
2002	0	21-23	0	14-26	63
2003	0	5-5	0	7-12	26
<b>Total</b>	<b>0</b>	<b>60-66</b>	<b>0</b>	<b>34-59</b>	<b>162</b>

## 13. Chris Douglas

Year	TD	PAT <sup>1</sup>	PAT <sup>2</sup>	FG	Pts
2000	7	0-0	0	0-0	42
2001	8	0-0	0	0-0	48
2002	5	0-0	0	0-0	30
2003	6	0-0	0	0-0	36
<b>Total</b>	<b>26</b>	<b>0-0</b>	<b>0</b>	<b>0-0</b>	<b>156</b>

## 14. Ken Harper

Year	TD	PAT <sup>1</sup>	PAT <sup>2</sup>	FG	Pts
1982	0	4-8	0	2-6	10
1983	0	26-28	0	10-18	56
1984	0	9-9	0	13-16	48
1985	0	19-23	0	6-16	37
<b>Total</b>	<b>0</b>	<b>58-68</b>	<b>0</b>	<b>31-56</b>	<b>151</b>

## 15. Corey Thomas

Year	TD	PAT <sup>1</sup>	PAT <sup>2</sup>	FG	Pts
1994	8	0-0	0	0-0	48
1995	6	0-0	0	0-0	36
1996	4	0-0	0	0-0	24
1997	7	0-0	0	0-0	42
<b>Total</b>	<b>25</b>	<b>0-0</b>	<b>0</b>	<b>0-0</b>	<b>150</b>

# RETURNS FOR TOUCHDOWNS

## Kickoff Returns for TDs, Date

1.	Lowell Mason	88 vs. Washington & Lee, 1931
2.	Harwood Smith	95 vs. Wake Forest, 1935
3.	Elmore Hackney	61 vs. South Carolina, 1935
4.	Ed West	67 vs. Clemson, 1935
5.	Ace Parker	105 vs. North Carolina, 1936
6.	Tom Powers	93 vs. North Carolina, 1949
7.	Herbert Field	92 vs. Virginia Tech, 1950
8.	Bernie Blaney	97 vs. Pittsburgh, 1956
9.	Troy Slade	94 vs. North Carolina, 1973
10.	Cedric Jones	97 vs. Wake Forest, 1979
11.	Greg Boone	100 vs. Tennessee, 1982
12.	Quinton McCracken	96 vs. Clemson, 1988
13.	Randy Jones	93 vs. Georgia Tech, 1988
14.	Leroy Gallman	78 vs. Clemson, 1990
15.	Randy Jones	88 vs. Western Carolina, 1990
16.	Randy Jones	97 vs. Wake Forest, 1990
17.	Leroy Gallman	100 vs. Tennessee, 1993
18.	Scottie Montgomery	99 vs. Wake Forest, 1999
19.	Chris Davis	94 vs. Maryland, 2004
20.	Ronnie Drummer	100 vs. East Carolina, 2005
21.	Jabari Marshall	94 vs. Connecticut, 2007
22.	DeVon Edwards	100 vs. N.C. State, 2013
23.	DeVon Edwards	99 vs. North Carolina, 2013
24.	DeVon Edwards	99 vs. Pittsburgh, 2014
25.	DeVon Edwards	95 vs. Tulane, 2015
26.	DeVon Edwards	100 vs. Georgia Tech, 2015
27.	DeVon Edwards	94 vs. Virginia, 2015
28.	Shaun Wilson	98 vs. Indiana, 2015

## Kickoff Returns for TDs, Length

1.	Ace Parker	105 vs. North Carolina, 1936
2.	Greg Boone	100 vs. Tennessee, 1982
	Leroy Gallman	100 vs. Tennessee, 1993
	Ronnie Drummer	100 vs. East Carolina, 2005
	DeVon Edwards	100 vs. N.C. State, 2013
	DeVon Edwards	100 vs. Georgia Tech, 2015
7.	Scottie Montgomery	99 vs. Wake Forest, 1999
	DeVon Edwards	99 vs. North Carolina, 2013
	DeVon Edwards	99 vs. Pittsburgh, 2014
10.	Shaun Wilson	98 vs. Indiana, 2015
11.	Bernie Blaney	97 vs. Pittsburgh, 1956
	Cedric Jones	97 vs. Wake Forest, 1979
	Randy Jones	97 vs. Wake Forest, 1990
14.	Quinton McCracken	96 vs. Clemson, 1988
15.	Harwood Smith	95 vs. Wake Forest, 1935
	DeVon Edwards	95 vs. Tulane, 2015
17.	Troy Slade	94 vs. North Carolina, 1973
	Chris Davis	94 vs. Maryland, 2004
	Jabari Marshall	94 vs. Connecticut, 2007
	DeVon Edwards	94 vs. Virginia, 2015
21.	Tom Powers	93 vs. North Carolina, 1949
	Randy Jones	93 vs. Georgia Tech, 1988
23.	Herbert Field	92 vs. Virginia Tech, 1950
24.	Lowell Mason	88 vs. Washington & Lee, 1931
	Randy Jones	88 vs. Western Carolina, 1990
26.	Leroy Gallman	78 vs. Clemson, 1990
27.	Ed West	67 vs. Clemson, 1935
28.	Elmore Hackney	61 vs. South Carolina, 1935

## Fumble Returns for TDs, Date

1.	Clyde Redding	0 vs. Tennessee, 1941
2.	Lawrence Karl	0 vs. Tennessee, 1947
3.	Ed Rushton	78 vs. Pittsburgh, 1956
4.	Donald Weisley	21 vs. West Virginia, 1966
5.	Greg Stroud	25 vs. Richmond, 1979
6.	Ray Farmer	0 vs. Vanderbilt, 1992
7.	Duane Marks	15 vs. Georgia Tech, 1992
8.	Scott Youmans	2 vs. Clemson, 1993
9.	Curtiss Bunch	0 vs. Wake Forest, 1994
10.	John Zuanich	62 vs. Wake Forest, 1994
11.	Tijan Redmon	7 vs. Florida State, 1994
12.	John Zuanich	21 vs. N.C. State, 1994
13.	Darius Clark	5 vs. Clemson, 1997
14.	Leon Wright	24 vs. Georgia Tech, 2007
15.	Vincent Rey	37 vs. Navy, 2008
16.	Vincent Rey	36 vs. North Carolina, 2008
17.	Vincent Rey	16 vs. N.C. Central, 2009
18.	Adam Banks	0 vs. N.C. State, 2009
19.	Charlie Hatcher	7 vs. Virginia, 2009
20.	August Campbell	95 vs. Boston College, 2010

## Fumble Returns for TDs, Length

1.	August Campbell	95 vs. Boston College, 2010
2.	Ed Rushton	78 vs. Pittsburgh, 1956
3.	John Zuanich	62 vs. Wake Forest, 1994
4.	Vincent Rey	37 vs. Navy, 2008
5.	Vincent Rey	36 vs. North Carolina, 2008
6.	Greg Stroud	25 vs. Richmond, 1979
7.	Leon Wright	24 vs. Georgia Tech, 2007
8.	John Zuanich	21 vs. N.C. State, 1994
	Donald Weisley	21 vs. West Virginia, 1966
10.	Vincent Rey	16 vs. N.C. Central, 2009
11.	Duane Marks	15 vs. Georgia Tech, 1992
12.	Tijan Redmon	7 vs. Florida State, 1994
	Charlie Hatcher	7 vs. Virginia, 2009
14.	Darius Clark	5 vs. Clemson, 1997
15.	Scott Youmans	2 vs. Clemson, 1993
16.	Clyde Redding	0 vs. Tennessee, 1941
	Lawrence Karl	0 vs. Tennessee, 1947
	Ray Farmer	0 vs. Vanderbilt, 1992
	Curtiss Bunch	0 vs. Wake Forest, 1994
	Adam Banks	0 vs. N.C. State, 2009

## Punt Returns for TDs, Date

^Blocked punt

1.	Earle Wentz	^26 vs. VMI, 1934
2.	B.O. Cornelius	68 vs. Clemson, 1934
3.	Elmer Tarrall	^14 vs. Tennessee, 1934
4.	John Johnston	66 vs. Wake Forest, 1934
5.	Woodrow Lipscomb	0^ vs. Clemson, 1936
6.	Elmore Hackney	52 vs. Tennessee, 1936
7.	Ace Parker	70 vs. N.C. State, 1936
8.	Bob Baskervill	^0 vs. Virginia Tech, 1937
9.	Joe Brunansky	^0 vs. Colgate, 1937
10.	George McAfee	92 vs. Washington & Lee, 1937
11.	Elmore Hackney	72 vs. North Carolina, 1937
12.	Elmore Hackney	55 vs. N.C. State, 1937
13.	Willard Perdue	^0 vs. Pittsburgh, 1938
14.	Mike Karmazin	^28 vs. VMI, 1939
15.	Edgar Bailey	^0 vs. North Carolina, 1939
16.	Tommy Prothro	^16 vs. Wake Forest, 1940
17.	Herman Smith	^2 vs. Colgate, 1942
18.	Buddy Luper	72 vs. Colgate, 1942
19.	Robert Rute	58 vs. Pittsburgh, 1942
20.	Bob Nanni	^11 vs. Richmond, 1943
21.	Pat Preston	^0 vs. Navy, 1943
22.	Ernie Knotts	^12 vs. N.C. State, 1943
23.	George Clark	46 vs. Richmond, 1944
24.	George Clark	95 vs. Wake Forest, 1944
25.	Bill Duncan	^16 vs. South Carolina, 1945
26.	George Clark	55 vs. Navy, 1946
27.	Bill Duncan	^0 vs. Navy, 1948
25.	Richard Sommers	52 vs. Washington & Lee, 1952
26.	Dave Lerps	75 vs. N.C. State, 1953
27.	Floyd Bell	65 vs. N.C. State, 1958
27.	Jay Wilkinson	63 vs. Virginia, 1961
28.	Jay Wilkinson	82 vs. N.C. State, 1961
29.	John Gutekunst	76 vs. Maryland, 1963
30.	Stan Crisson	^0 vs. Wake Forest, 1963
31.	Jay Wilkinson	72 vs. Wake Forest, 1963
32.	Andy Beath	49 vs. Pittsburgh, 1966
33.	Ernie Jackson	82 vs. Pittsburgh, 1969
34.	Ernie Jackson	74 vs. South Carolina, 1971
35.	Troy Slade	85 vs. Tulane, 1973
36.	Earl Cook	35 vs. Navy, 1977
37.	George Gaudun	47 vs. Navy, 1977
38.	Dennis Tabron	^0 vs. Georgia Tech, 1981
39.	Rodney Dickerson	^0 vs. Wake Forest, 1986
40.	Rodney Dickerson	24 vs. N.C. State, 1987
41.	Derrick Jackson	38 vs. Virginia, 1992
42.	Brad Breedlove	43 vs. Army, 1993
43.	Ray Farmer	^0 vs. Clemson, 1994
44.	Brian Krenzel	^2 vs. North Carolina, 1997
45.	Ronnie Hamilton	84 vs. Florida State, 2000
46.	Ronnie Hamilton	68 vs. Florida State, 2001
47.	Lee Butler	65 vs. N.C. Central, 2012
48.	Tony Foster	^26 vs. Cincinnati, 2012
49.	Jamison Crowder	76 vs. N.C. Central, 2013
50.	Jamison Crowder	82 vs. Pittsburgh, 2013
51.	Jamison Crowder	52 vs. Syracuse, 2014
52.	Jamison Crowder	68 vs. Arizona State, 2014

## Punt Returns for TDs, Length

1.	George Clark	95 vs. Wake Forest, 1944
2.	George McAfee	92 vs. Washington & Lee, 1937
3.	Troy Slade	85 vs. Tulane, 1973
4.	Ronnie Hamilton	84 vs. Florida State, 2000
5.	Jay Wilkinson	82 vs. N.C. State, 1961
	Ernie Jackson	82 vs. Pittsburgh, 1969
	Jamison Crowder	82 vs. Pittsburgh, 2013
8.	John Gutekunst	76 vs. Maryland, 1963
	Jamison Crowder	76 vs. N.C. Central, 2013
10.	Dave Lerps	75 vs. N.C. State, 1953



# RETURNS FOR TOUCHDOWNS

## Interception Returns for TDs, Date

1.	Weldon Harton	25 vs. Kentucky, 1931
2.	Fred Crawford	72 vs. Tennessee, 1932
2.	Paul Whitener	25 vs. VMI, 1934
3.	Jack Alexander	37 vs. Wake Forest, 1934
4.	Jack Alexander	90 vs. North Carolina, 1935
5.	Carl Deane	33 vs. Colgate, 1936
6.	Robert Spangler	45 vs. Washington & Lee, 1936
7.	Carl Deane	30 vs. Columbia, 1939
8.	Steve Lach	36 vs. N.C. State, 1940
9.	George Bokinsky	43 vs. Wake Forest, 1941
10.	Benny Cittadino	16 vs. Colgate, 1942
11.	Jim Wolfe	31 vs. Colgate, 1942
12.	Al Hoover	42 vs. N.C. State, 1942
13.	Lloyd Blount	42 vs. Camp Lejeune, 1943
14.	Howard Hartley	46 vs. North Carolina, 1943
15.	Ed Sharkey	12 vs. Wake Forest, 1944
16.	Gordon Carver	88 vs. Bogue Field, 1945
17.	Howard Christner	22 vs. Bogue Field, 1945
18.	Gordon Carver	47 vs. N.C. State, 1945
19.	Benny Cittadino	15 vs. South Carolina, 1946
20.	Louis Allen	40 vs. N.C. State, 1947
21.	Thomas Hughes	15 vs. Maryland, 1947
22.	Bill Duncan	85 vs. George Washington, 1948
23.	George Skipworth	39 vs. Richmond, 1949
24.	Thomas Harris	34 vs. Tennessee, 1949
25.	Louis Viau	30 vs. Virginia Tech, 1949
26.	John Carey	49 vs. N.C. State, 1952
27.	Bill Conner	46 vs. Pennsylvania, 1954
28.	Ed Rushton	38 vs. N.C. State, 1955
29.	Johnny Long	27 vs. Virginia, 1956
30.	R. Bert Lattimore	36 vs. Virginia, 1956
29.	Jack Wilson	61 vs. N.C. State, 1959
30.	Jack Wilson	54 vs. Navy, 1961
31.	William Reynolds	16 vs. Wake Forest, 1962
32.	William Baird	52 vs. Wake Forest, 1962
33.	William Simpson	2 vs. Virginia, 1964
34.	John Gutekunst	83 vs. N.C. State, 1964
35.	Bob Matheson	35 vs. North Carolina, 1965
36.	Robert Foyle	33 vs. North Carolina, 1966
37.	Larry Dempsey	26 vs. North Carolina, 1966
38.	Ernie Jackson	30 vs. South Carolina, 1971
39.	Ernie Jackson	54 vs. Stanford, 1971
40.	Carl McGee	68 vs. Army, 1975
41.	Bill King	44 vs. Navy, 1977
42.	Earl Cook	30 vs. South Carolina, 1977
43.	Dennis Tabron	87 vs. Clemson, 1980
44.	Dennis Tabron	10 vs. Virginia Tech, 1981
45.	Brick Johnstone	33 vs. South Carolina, 1982
46.	Wyatt Smith	16 vs. Maryland, 1989
47.	Wyatt Smith	64 vs. N.C. State, 1989
48.	Derrick Jackson	57 vs. Rutgers, 1991
49.	Wyatt Smith	55 vs. Rutgers, 1991

50.	Sean Thomas	84 vs. East Carolina, 1992
51.	Sidney Wells	25 vs. Wake Forest, 1994
52.	Alonzo Moyer	40 vs. Wake Forest, 1995
53.	Anthony Roberts	20 vs. Wake Forest, 2001
54.	Brendan Dewan	28 vs. East Carolina, 2002
55.	Malcolm Ruff	42 vs. Georgia Tech, 2003
56.	John Talley	62 vs. Connecticut, 2004
57.	John Talley	85 vs. Maryland, 2004
58.	John Talley	50 vs. Florida State, 2006
59.	Patrick Bailey	21 vs. North Carolina, 2006
60.	Jabari Marshall	42 vs. Virginia, 2008
61.	Leon Wright	51 vs. Army, 2009
62.	Leon Wright	33 vs. Army, 2009
63.	Lee Butler	76 vs. Stanford, 2011
64.	Ross Cockrell	32 vs. N.C. Central, 2012
65.	Jordon Byas	20 vs. Virginia Tech, 2012
66.	DeVon Edwards	25 vs. N.C. State, 2013
67.	DeVon Edwards	45 vs. N.C. State, 2013
68.	Bryon Fields	22 vs. Tulane, 2014
69.	Joseph Ajeigbe	23 vs. Tulane, 2014

## Interception Returns for TDs, Length

1.	Jack Alexander	90 vs. North Carolina, 1935
2.	Gordon Carver	88 vs. Bogue Field, 1945
3.	Dennis Tabron	87 vs. Clemson, 1980
4.	Bill Duncan	85 vs. George Washington, 1948
	John Talley	85 vs. Maryland, 2004
6.	Sean Thomas	84 vs. East Carolina, 1992
7.	John Gutekunst	83 vs. N.C. State, 1964
8.	Lee Butler	76 vs. Stanford, 2011
9.	Carl McGee	68 vs. Army, 1975
10.	Wyatt Smith	64 vs. N.C. State, 1989
11.	John Talley	62 vs. Connecticut, 2004
12.	Jack Wilson	61 vs. N.C. State, 1959
13.	Derrick Jackson	57 vs. Rutgers, 1991
14.	Wyatt Smith	55 vs. Rutgers, 1991
15.	William Baird	52 vs. Wake Forest, 1962

## Blocked Field Goal Returns for TD, Length

1.	Ross Cockrell	75 vs. FIU, 2012
2.	Kenneth Stanford	70 vs. North Carolina, 2004

## Blocked Field Goal Returns for TD, Date

1.	Kenneth Stanford	70 vs. North Carolina, 2004
2.	Ross Cockrell	75 vs. FIU, 2012

## KICKOFF RETURN RECORDS

### Most Kickoff Returns, Game

1.	Chris Douglas	8 vs. Florida State, 2001
	Jabari Marshall	8 vs. Wake Forest, 2007
3.	Ed Hicklin	7 vs. Clemson, 1968
	Randy Jones	7 vs. Virginia, 1990
	Jabari Marshall	7 vs. Virginia Tech, 2007
	Desmond Scott	7 vs. Wake Forest, 2009

### Most Kickoff Returns, Season

1.	Tijan Redmon	1995	45
2.	Jabari Marshall	2006	38
	Jabari Marshall	2007	38
	Jamison Crowder	2011	38
5.	Chris Douglas	2001	37
6.	Chris Douglas	2000	35
7.	Troy Slade	1975	31
	Jabari Marshall	2008	31
9.	Leroy Gallman	1993	29
	DeVon Edwards	2014	29

### Most Kickoff Returns, Career

1.	Jabari Marshall	2006-08	107
2.	Chris Douglas	2000-03	84
3.	Troy Slade	1973-75	83
4.	Randy Jones	1987-90	81
5.	DeVon Edwards	2013-present	72
6.	Scottie Montgomery	1996-99	63
7.	Stanley Monk	1984-87	59
	Desmond Scott	2009-12	59
9.	Quinton McCracken	1988-91	54
	Tijan Redmon	1991-95	54
	Richmond Flowers	1996-99	54

### Most Kickoff Return Yards, Game

1.	Leroy Gallman	231 vs. N.C. State, 1992
2.	Chris Davis	218 vs. Maryland, 2004
3.	Desmond Scott	211 vs. Wake Forest, 2009
4.	Senterrio Landrum	192 vs. Florida State, 2003
5.	Jabari Marshall	191 vs. Connecticut, 2007
6.	Chris Douglas	188 vs. Florida State, 2001
7.	Tijan Redmon	182 vs. Georgia Tech, 1995

### Most Kickoff Return Yards, Season

1.	Tijan Redmon	1995	1,065
2.	Jabari Marshall	2006	953
3.	Jabari Marshall	2007	933
4.	Jamison Crowder	2011	814
5.	Chris Douglas	2001	775
6.	Chris Douglas	2000	766
7.	DeVon Edwards	2014	745
8.	Jabari Marshall	2008	744
9.	Senterrio Landrum	2003	709
10.	DeVon Edwards	2015	700

### Most Kickoff Return Yards, Career

1.	Jabari Marshall	2006-08	2,630
2.	DeVon Edwards	2013-present	2,019
3.	Randy Jones	1987-90	1,890
4.	Chris Douglas	2000-03	1,759
5.	Troy Slade	1973-75	1,757
6.	Scottie Montgomery	1996-99	1,515
7.	Tijan Redmon	1991-95	1,330
8.	Leroy Gallman	1990-93	1,284
9.	Quinton McCracken	1988-91	1,230
10.	Richmond Flowers	1996-99	1,123

### Highest Kickoff Return Avg., Game (3)

1.	Cedric Jones (3-149)	49.67 vs. Wake Forest, 1979
2.	DeVon Edwards (3-148)	49.33 vs. N.C. State, 2013
3.	Quinton McCracken (3-142)	47.33 vs. Clemson, 1988
	Randy Jones (3-142)	47.33 vs. Wake Forest, 1990
5.	DeVon Edwards (3-138)	46.00 vs. N. Carolina, 2013
6.	Troy Slade (3-134)	44.67 vs. North Carolina, 1973
7.	Shaun Wilson (4-164)	41.00 vs. Indiana, 2015
8.	DeVon Edwards (4-160)	40.00 vs. Pittsburgh, 2014
9.	Kyle Moore (3-119)	39.37 vs. North Carolina, 2000
10.	Senterrio Landrum (5-182)	38.40 vs. Florida St., 2003

### Highest Kickoff Return Avg., Season (18)

1.	DeVon Edwards (19-574)	2013	30.21
2.	DeVon Edwards (24-700)	2015	29.17
3.	Senterrio Landrum (25-709)	2003	28.36
4.	Randy Jones (24-678)	1990	28.25
5.	Scottie Montgomery (21-587)	1999	27.95
6.	Cedric Jones (20-542)	1979	27.10
7.	Chris Davis (20-516)	2004	25.80
8.	DeVon Edwards (29-745)	2014	25.69
9.	Art Gore (22-563)	1976	25.59
10.	Quinton McCracken (19-483)	1988	25.42
11.	Desmond Scott (18-452)	2009	25.11

### Highest Kickoff Return Avg., Career (50)

1.	DeVon Edwards (72-2,019)	2013-present	28.04
2.	Leroy Gallman (52-1,284)	1990-93	24.69
3.	Tijan Redmon (54-1,330)	1991-95	24.63
4.	Jabari Marshall (107-2,630)	2006-08	24.58
5.	Scottie Montgomery (63-1,515)	1996-99	24.05
6.	Randy Jones (81-1,890)	1987-90	23.33
7.	Quinton McCracken (54-1,230)	1988-91	22.78
8.	Troy Slade (83-1,757)	1973-75	21.17
9.	Desmond Scott (59-1,242)	2009-12	21.05
10.	Chris Douglas (84-1,759)	2000-03	20.94

## PUNT RETURN RECORDS

### Most Punt Returns, Game

1.	Elmore Hackney	11 vs. Colgate, 1936
2.	Bob Spangler	10 vs. Colgate, 1938

### Most Punt Returns, Season

1.	Troy Slade	1973	39
	Troy Slade	1974	39
3.	George McAfee	1939	37
4.	Bill Hanenberg	1972	35
5.	Robert Spangler	1938	34
6.	Fred Folger	1947	33
7.	Richard Sommers	1952	31
8.	Ryan Smith	2015	29
9.	Jay Wilkinson	1962	28
10.	Rich Searl	1970	27
	Keith DuBose	1992	27

### Most Punt Returns, Career

1.	Troy Slade	1973-75	101
2.	Jay Wilkinson	1961-63	65
	Jamison Crowder	2011-14	65
4.	Rich Searl	1969-71	55
5.	Ronnie Hamilton	1998-01	54
6.	Adam Geis	1994-97	51
7.	John Gutekunst	1963-65	49
8.	Fred Folger	1946-48	48
9.	Buddy Luper	1942-46	46
	Lee Butler	2008-12	46

### Most Punt Return Yards, Game

1.	Jay Wilkinson	160 vs. N.C. State, 1961
2.	Elmore Hackney	136 vs. Colgate, 1936
3.	George Clark	119 vs. Wake Forest, 1944
4.	Jamison Crowder	113 vs. N.C. Central, 2013
5.	Bob Spangler	111 vs. Colgate, 1938
6.	Jamison Crowder	109 vs. Pittsburg, 2013
7.	Troy Slade	107 vs. Tulane, 1973
8.	Lee Butler	106 vs. N.C. Central, 2012
	Jamison Crowder	106 vs. Syracuse, 2014

### Most Punt Return Yards, Season

1.	Troy Slade	1973	440
2.	Buddy Luper	1942	426
3.	Jamison Crowder	2013	401
4.	Bill Hanenberg	1972	392
5.	George McAfee	1939	365
6.	George Clark	1944	335
7.	Jay Wilkinson	1961	328
8.	Ronnie Hamilton	2001	311
9.	Keith DuBose	1992	301
10.	Robert Spangler	1938	299

### Most Punt Return Yards, Career

1.	Troy Slade	1973-75	1,021
2.	Jamison Crowder	2011-14	869
3.	Jay Wilkinson	1961-63	761
4.	Buddy Luper	1942-46	664
5.	George Clark	1944-47	630
6.	Ronnie Hamilton	1998-01	557
7.	Lee Butler	2008-12	487
8.	Rich Searl	1969-71	479
9.	George McAfee	1937-39	428
10.	Fred Folger	1946-48	411

### Highest Punt Return Avg., Game (3)

1.	George Clark (3-119)	39.67 vs. Wake Forest, 1944
2.	Jamison Crowder (3-109)	36.33 vs. Pittsburgh, 2013
3.	Lee Butler (3-106)	35.33 vs. N.C. Central, 2012
4.	Ronnie Hamilton (3-92)	30.57 vs. Florida State, 2000
5.	Jay Wilkinson (6-160)	26.67 vs. N.C. State, 1961
6.	George Clark (4-104)	26.00 vs. Richmond, 1944
7.	Ryan Smith (3-75)	25.00 vs. Georgia Tech, 2015
8.	Ronnie Hamilton (4-92)	23.00 vs. Florida State, 2001
9.	Jamison Crowder (5-113)	22.60 vs. N.C. Central, 2013

### Highest Punt Return Average, Season (12)

1.	George Clark (17-335)	1944	19.71
2.	Buddy Luper (25-426)	1942	17.04
3.	Robert Rute (15-248)	1942	16.53
4.	Jamison Crowder (25-401)	2013	16.04
5.	Ronnie Hamilton (20-311)	2001	15.55
6.	Jay Wilkinson (22-328)	1961	14.91
7.	George Clark (19-269)	1946	14.16
8.	Howard Hartley (15-205)	1943	13.67
9.	Jamison Crowder (22-280)	2014	12.73
10.	Troy Slade (23-283)	1975	12.30

### Highest Punt Return Average, Career (45)

1.	Buddy Luper (46-664)	1942-46	14.43
2.	Jamison Crowder (65-869)	2011-14	13.37
3.	Jay Wilkinson (65-761)	1961-63	11.71
4.	Lee Butler (46-487)	2008-12	10.59
5.	Ronnie Hamilton (54-557)	1998-01	10.31
6.	Troy Slade (101-1,021)	1973-75	10.11
7.	Rich Searl (55-479)	1969-71	8.71
8.	Fred Folger (48-411)	1946-48	8.56
9.	Adam Geis (51-389)	1994-97	7.63

# PUNTING RECORDS

## Most Punts, Game

1. Eric Tipton	20 vs. Pittsburgh, 1938
2. Ace Parker	17 vs. Georgia Tech, 1936

## Most Punts, Season

1. Ricky Brummitt	1979	82
2. Brian Morton	2000	77
3. Chris Sprague	2005	76
4. Kevin Jones	2007	75
5. Brian Morton	1998	73
Brian Morton	1999	73
7. Kevin Jones	2008	71
8. Will Monday	2013	69
9. Fred Folger	1947	68
10. Will Monday	2012	67
11. Dave Dunaway	1966	65
Steve Jones	1972	65
Ricky Brummitt	1980	65
Will Monday	2015	65
15. Wes Chesson	1969	64
Ricky Brummitt	1978	64
Trey McDonald	2004	64

## Most Punts, Career

1. Brian Morton	1997-00	282
2. Will Monday	2012-15	260
3. Ricky Brummitt	1977-80	241
4. John Krueger	1993-96	228
Trey McDonald	2001-04	228
6. John Tolish	1981-84	203
7. Kevin Jones	2007-10	202
8. Anthony Dilweg	1985-88	199
9. Robert Grupp	1973-76	179
10. Wes Chesson	1968-70	153
11. Fred Folger	1946-48	135

## Most Punting Yards, Game

1. Ace Parker	804 vs. Georgia Tech, 1936
2. Eric Tipton	788 vs. Pittsburgh, 1938

## Most Punting Yards, Season

1. Brian Morton	2000	3,478
2. Chris Sprague	2005	3,144
3. Brian Morton	1999	3,125
4. Ricky Brummitt	1979	3,064
5. Will Monday	2012	2,991
6. Brian Morton	1998	2,952
7. Will Monday	2013	2,945
8. Fred Folger	1947	2,913
9. Kevin Jones	2008	2,899
10. Kevin Jones	2007	2,871
11. Will Monday	2015	2,826
12. Ricky Brummitt	1980	2,685
13. Steve Jones	1972	2,684
14. John Krueger	1996	2,619
15. Trey McDonald	2004	2,541
16. Will Monday	2014	2,537

## Most Punting Yards, Career

1. Brian Morton	1997-00	12,000
2. Will Monday	2012-15	11,299
3. John Krueger	1993-96	9,532
4. Ricky Brummitt	1977-80	9,315
5. Trey McDonald	2001-04	9,004
6. John Tolish	1981-84	8,200
7. Kevin Jones	2007-10	7,954
8. Anthony Dilweg	1985-88	7,889
9. Robert Grupp	1973-76	7,232
10. Fred Folger	1946-48	5,655

## Highest Punting Average, Season (25)

1. Steve Lach <i>(28-1,285)</i>	1941	45.89
2. Brian Morton <i>(77-3,478)</i>	2000	45.17
3. John Krueger <i>(58-2,619)</i>	1996	45.16
4. Will Monday <i>(67-2,991)</i>	2012	44.64
5. Will Monday <i>(65-2,826)</i>	2015	43.48
6. John Tolish <i>(53-2,299)</i>	1983	43.38
7. Robert Grupp <i>(40-1,722)</i>	1975	43.05
8. Will Monday <i>(59-2,537)</i>	2014	43.00
9. Fred Folger <i>(68-2,913)</i>	1947	42.84
10. Brian Morton <i>(73-3,125)</i>	1999	42.81
11. Will Monday <i>(69-2,945)</i>	2013	42.68
12. Rodney Stewart <i>(41-1,743)</i>	1965	42.51
13. Alex King <i>(50-2,104)</i>	2011	42.08

## Highest Punting Average, Career (75)

1. Will Monday <i>(260-11,299)</i>	2012-15	43.46
2. Brian Morton <i>(282-12,000)</i>	1997-00	42.55
3. Fred Folger <i>(135-5,655)</i>	1946-48	41.89
4. John Krueger <i>(228-9,532)</i>	1993-96	41.81
5. Alex King <i>(105-4,366)</i>	2010-11	41.58
6. Chris Sprague <i>(76-3,144)</i>	2005	41.37
7. Steve Lach <i>(85-3,492)</i>	1939-41	41.08
8. Steve Jones <i>(105-4,259)</i>	1970-72	40.56
9. Robert Grupp <i>(179-7,232)</i>	1973-76	40.40
10. John Tolish <i>(203-8,200)</i>	1981-84	40.39
11. Tim Davis <i>(94-3,734)</i>	1990-92	39.72
12. Anthony Dilweg <i>(199-7,889)</i>	1985-88	39.64
13. Trey McDonald <i>(228-9,004)</i>	2001-04	39.49
14. Kevin Jones <i>(202-7,954)</i>	2007-10	39.38
15. Ricky Brummitt <i>(241-9,315)</i>	1977-80	38.65
16. Rodney Stewart <i>(134-4,962)</i>	1963-65	37.03

# 7,000-YARD PUNTERS

## 1. Brian Morton

Year	No.	Yards	Avg.	Lg
1997	59	2,445	41.44	58
1998	73	2,952	40.44	65
1999	73	3,125	42.81	80
2000	77	3,478	45.17	63
<b>Total</b>	<b>282</b>	<b>12,000</b>	<b>42.55</b>	<b>80</b>

## 2. Will Monday

Year	No.	Yards	Avg.	Lg
2012	67	2,991	44.64	79
2013	69	2,945	42.68	72
2014	59	2,537	43.00	65
2015	65	2,826	43.48	71
<b>Total</b>	<b>260</b>	<b>11,299</b>	<b>43.46</b>	<b>79</b>

## 3. John Krueger

Year	No.	Yards	Avg.	Lg
1993	50	1,966	39.32	60
1994	58	2,430	41.90	60
1995	62	2,517	40.60	66
1996	58	2,619	45.16	67
<b>Total</b>	<b>228</b>	<b>9,532</b>	<b>41.81</b>	<b>67</b>

## 4. Ricky Brummitt

Year	No.	Yards	Avg.	Lg
1977	30	1,072	35.73	54
1978	64	2,494	38.97	73
1979	82	3,064	37.37	65
1980	65	2,685	41.31	56
<b>Total</b>	<b>241</b>	<b>9,315</b>	<b>38.65</b>	<b>73</b>

## 5. Trey McDonald

Year	No.	Yards	Avg.	Lg
2001	60	2,304	38.40	53
2002	49	1,923	39.25	64
2003	55	2,236	40.66	56
2004	64	2,541	39.70	66
<b>Total</b>	<b>228</b>	<b>9,004</b>	<b>39.49</b>	<b>66</b>

## 6. John Tolish

Year	No.	Yards	Avg.	Lg
1981	60	2,280	38.00	57
1982	46	1,899	41.28	60
1983	53	2,299	43.38	64
1984	44	1,722	39.14	55
<b>Total</b>	<b>203</b>	<b>8,200</b>	<b>40.39</b>	<b>64</b>

## 7. Kevin Jones

Year	No.	Yards	Avg.	Lg
2007	75	2,871	38.28	64
2008	71	2,899	40.83	68
2009	54	2,120	39.26	59
2010	2	64	32.00	35
<b>Total</b>	<b>202</b>	<b>7,954</b>	<b>39.38</b>	<b>68</b>

## 8. Anthony Dilweg

Year	No.	Yards	Avg.	Lg
1985	54	2,178	40.33	56
1986	56	2,253	40.23	59
1987	50	1,909	38.18	64
1988	39	1,549	39.72	54
<b>Total</b>	<b>199</b>	<b>7,889</b>	<b>39.64</b>	<b>64</b>

## 9. Robert Grupp

Year	No.	Yards	Avg.	Lg
1973	37	1,399	37.81	57
1974	57	2,317	40.65	60
1975	40	1,722	43.05	59
1976	45	1,794	39.87	63
<b>Total</b>	<b>179</b>	<b>7,232</b>	<b>40.40</b>	<b>63</b>



# DEFENSIVE RECORDS

## Most Tackles, Game

1.	Dick Biddle	31 vs. South Carolina, 1968
2.	Dick Biddle	25 vs. North Carolina, 1968
	Mike Junkin	25 vs. Northwestern, 1986
4.	Keith Stoneback	23 vs. N.C. State, 1973
5.	John McNabb	22 vs. Wake Forest, 1964
	Keith Stoneback	22 vs. Virginia, 1973
	Emmett Tilley	22 vs. East Carolina, 1980
	Mike Junkin	22 vs. Clemson, 1986
	Erwin Sampson	22 vs. Army, 1990
	Chike Egbuniwe	22 vs. N.C. State, 1997
	Terrell Smith	22 vs. Rice, 2003
12.	Keith Stoneback	21 vs. Wake Forest, 1973
	Darrell Spells	21 vs. Northwestern, 1990
	Ray Farmer	21 vs. Army, 1995
15.	Emmett Tilley	20 vs. Tennessee, 1982
	Erwin Sampson	20 vs. N.C. State, 1988
	Chike Egbuniwe	20 vs. N.C. State, 1997
	Jamyon Small	20 vs. Wake Forest, 2001
	Michael Tauiilili	20 vs. North Carolina, 2008
	Abraham Kromah	20 vs. North Carolina, 2010
21.	Keith Stoneback	19 vs. Washington, 1973
	Keith Stoneback	19 vs. Tulane, 1973
	Dave Meier	19 vs. Maryland, 1974
	Jimmy Tyson	19 vs. N.C. State, 1979
	Jimmy Tyson	19 vs. Clemson, 1981
	Mike Junkin	19 vs. Virginia, 1985
	Erwin Sampson	19 vs. Clemson, 1988
	Erwin Sampson	19 vs. Army, 1989
	Mark Allen	19 vs. Army, 1990
	Darrell Spells	19 vs. Vanderbilt, 1992
	Chike Egbuniwe	19 vs. Maryland, 1996
	Chike Egbuniwe	19 vs. Northwestern, 1997
	David Helton	19 vs. Virginia Tech, 2013
34.	Rich Searl	18 vs. West Virginia, 1970
	Dave Meier	18 vs. Purdue, 1974
	Keith Stoneback	18 vs. Purdue, 1974
	Jim Reilly	18 vs. Tennessee, 1976
	Jimmy Tyson	18 vs. North Carolina, 1980
	Emmett Tilley	18 vs. Virginia Tech, 1981
	Nick Buoniconti	18 vs. Georgia Tech, 1982
	Mike Junkin	18 vs. N.C. State, 1983
	Mike Junkin	18 vs. Georgia Tech, 1985
	Pete Stubbs	18 vs. Wake Forest, 1985
	Mike Junkin	18 vs. Georgia, 1986
	Mike Diminick	18 vs. Georgia, 1986
	Mike Junkin	18 vs. Virginia, 1986
	Dave Demore	18 vs. Georgia Tech, 1986
	Jim Godfrey	18 vs. Wake Forest, 1987
	Erwin Sampson	18 vs. The Citadel, 1988
	Billy Granville	18 vs. Army, 1994
	Carlos Bagley	18 vs. North Carolina, 1994
	Ryan Fowler	18 vs. Rice, 2001
	Michael Tauiilili	18 vs. N.C. State, 2008
	Matt Daniels	18 vs. North Carolina, 2011
	David Helton	18 vs. Pittsburgh, 2014
56.	Dave Meier	17 vs. Georgia Tech, 1973
	Keith Stoneback	17 vs. Army, 1974
	Greg Pritchard	17 vs. South Carolina, 1978
	Derrick Mashore	17 vs. Georgia Tech, 1978
	F.A. Martin	17 vs. Clemson, 1979
	Jimmy Tyson	17 vs. East Carolina, 1980
	Emmett Tilley	17 vs. South Carolina, 1982
	Emmett Tilley	17 vs. Virginia Tech, 1982
	Mike Junkin	17 vs. Ohio, 1985
	Mike Junkin	17 vs. Maryland, 1986
	Andy Andreasik	17 vs. Georgia Tech, 1986
	Mike Junkin	17 vs. Wake Forest, 1986
	Jim Godfrey	17 vs. Vanderbilt, 1987
	Erwin Sampson	17 vs. Wake Forest, 1988
	Randy Sally	17 vs. North Carolina, 1988

	Darrell Spells	17 vs. Army, 1989
	Tawambi Settles	17 vs. Northwestern, 1996
	Tawambi Settles	17 vs. Army, 1996
	Billy Granville	17 vs. Maryland, 1996
	Darius Clark	17 vs. N.C. State, 1998
	Ryan Fowler	17 vs. Georgia Tech, 2001
	Vincent Rey	17 vs. Connecticut, 2007
	Kelby Brown	17 vs. Georgia Tech, 2013
	Kelby Brown	17 vs. Miami, 2013
	David Helton	17 vs. North Carolina, 2014
81.	Blaine Earon	16 vs. Georgia Tech, 1949
	Keith Stoneback	16 vs. Alabama, 1972
	Ernest Clark	16 vs. Purdue, 1973
	Craig Stephenson	16 vs. Army, 1974
	Dave Meier	16 vs. Georgia Tech, 1975
	Dave Meier	16 vs. Southern Cal, 1975
	Joe Rowe	16 vs. N.C. State, 1980
	Jimmy Tyson	16 vs. Maryland, 1980
	Jimmy Tyson	16 vs. Ohio State, 1981
	Jimmy Tyson	16 vs. North Carolina, 1981
	Ralph Alderman	16 vs. South Carolina, 1982
	Emmett Tilley	16 vs. Navy, 1982
	Nick Buoniconti	16 vs. Indiana, 1984
	Mike Junkin	16 vs. Georgia Tech, 1986
	Jim Godfrey	16 vs. Georgia Tech, 1986
	Mike Junkin	16 vs. N.C. State, 1986
	Anthony Allen	16 vs. Rutgers, 1987
	Jim Godfrey	16 vs. Maryland, 1987
	John Howell	16 vs. Virginia, 1988
	Erwin Sampson	16 vs. Clemson, 1989
	Kurt Ligos	16 vs. Georgia Tech, 1990
	Brad Sherrod	16 vs. Rutgers, 1993
	Brad Sherrod	16 vs. Virginia, 1993
	Chike Egbuniwe	16 vs. Wake Forest, 1995
	Billy Granville	16 vs. Navy, 1996
	Billy Granville	16 vs. Clemson, 1996
	Todd DeLamielleure	16 vs. Georgia Tech, 1998
	Darius Clark	16 vs. Vanderbilt, 1999
	Lamar Grant	16 vs. Georgia Tech, 1999
	Michael Tauiilili	16 vs. Virginia, 2008

## Most Tackles, Season

1.	Mike Junkin	1986	188
2.	Rich Searl	1970	173
	Keith Stoneback	1973	173
4.	Emmett Tilley	1981	164
5.	Mike Junkin	1985	162
6.	Erwin Sampson	1988	150
	Dave Meier	1975	150
8.	Ryan Fowler	2002	145
9.	Jim Godfrey	1987	144
10.	Terrell Smith	2003	140
	Michael Tauiilili	2008	140
12.	Jim Reilly	1976	137
13.	Ryan Fowler	2003	136
14.	Jimmy Tyson	1981	135
15.	Keith Stoneback	1974	134
	Carl McGee	1977	134
	Carl McGee	1978	134
	Billy Granville	1996	134
	David Helton	2014	134
20.	David Helton	2013	133
	DeVon Edwards	2014	133
22.	Chike Egbuniwe	1997	132
23.	Carl McGee	1976	130
	Hank Rossell	1976	130
25.	Abraham Kromah	2010	129
26.	Ryan Stallmeyer	1997	128
27.	Ryan Fowler	2001	127
28.	Matt Daniels	2011	126
29.	Jimmy Tyson	1980	125
30.	Darrell Spells	1991	124
31.	Mark Allen	1990	121
	Jeremy Cash	2013	121
33.	Darrell Spells	1992	119
34.	Pete Stubbs	1985	117
	John Howell	1988	117
36.	Emmett Tilley	1982	116
	George Edwards	1989	116
	Mark Allen	1991	116
39.	Billy Granville	1994	115
40.	Kelby Brown	2013	114
	Dwayne Norman	2015	114
42.	Carl McGee	1975	113
	Brad Sherrod	1993	113
44.	Ray Farmer	1995	111
	Vincent Rey	2007	111
	Jeremy Cash	2014	111
47.	Ryan Stallmeyer	1999	110
48.	Vincent Rey	2008	109
	Walt Canty	2012	109
50.	Darrell Spells	1990	108
	Scott Berdan	1992	108
	Michael Tauiilili	2007	108
53.	Tawambi Settles	1996	106
54.	Mike Junkin	1984	105
	Terrell Smith	2002	105
56.	F.A. Martin	1980	104
	Erwin Sampson	1989	104
58.	Mike Diminick	1986	103
	Chike Egbuniwe	1996	103
	Todd DeLamielleure	1999	103
61.	Derrick Mashore	1978	102
62.	Andy Schoenhof	1976	101
	Erwin Sampson	1990	101
	Jeremy Cash	2015	101
	DeVon Edwards	2015	101
66.	Lewis King	1977	100
	Emmett Tilley	1980	100
	Jim Godfrey	1986	100
	John Zuanich	1994	100

**Most Tackles, Career**

1.	Mike Junkin	1983-86	513
2.	Carl McGee	1975-78	511
3.	Ryan Fowler	2000-03	495
4.	Michael Tauiliili	2005-08	434
5.	Erwin Sampson	1988-91	425
6.	Darrell Spells	1989-92	419
7.	Emmett Tilley	1979-82	405
8.	Dave Meier	1973-75	375
9.	Billy Granville	1992-96	374
10.	Keith Stoneback	1972-74	365
11.	Ryan Stallmeyer	1996-99	348
12.	David Helton	2011-14	347
13.	Jim Tyson	1979-81	338
14.	Jeremy Cash	2013-15	333
15.	Vincent Rey	2006-09	330
16.	Chike Egbuniwe	1994-97	328
17.	Matt Daniels	2008-11	324
18.	Mark Allen	1988-91	310

**Most Games, 16+ Tackles, Season**

1.	Mike Junkin	1986	8
2.	Keith Stoneback	1973	5
3.	Emmett Tilley	1982	4
4.	Erwin Sampson	1988	4
5.	Mike Junkin	1985	3
	Jimmy Tyson	1980	3
	Jimmy Tyson	1981	3
	Jim Godfrey	1987	3
	Billy Granville	1996	3
	Michael Tauiliili	2008	3
11.	Keith Stoneback	1974	2
	Dave Meier	1974	2
	Dave Meier	1975	2
	Erwin Sampson	1988	2
	Brad Sherrod	1993	2
	Tawambi Settles	1996	2
	Chike Egbuniwe	1997	2
	Ryan Fowler	2001	2
	Kelby Brown	2013	2
	David Helton	2014	2

**Most Games, 16+ Tackles, Career**

1.	Mike Junkin	1983-86	12
2.	Keith Stoneback	1972-74	8
3.	Jimmy Tyson	1978-81	7
	Erwin Sampson	1988-91	7
5.	Emmett Tilley	1979-81	6
6.	Dave Meier	1973-75	5
7.	Jim Godfrey	1984-87	4
	Billy Granville	1993-96	4
	Chike Egbuniwe	1994-97	4
10.	Darrell Spells	1989-92	3
	Michael Tauiliili	2005-08	3
	David Helton	2011-14	3

**Most Seasons, 100 Tackles**

1.	Carl McGee	1975-76-77-78	4
2.	Dave Meier	1973-74-75	3
	Emmett Tilley	1980-81-82	3
	Mike Junkin	1984-85-86	3
	Erwin Sampson	1988-89-91	3
	Darrell Spells	1990-91-92	3
	Ryan Fowler	2001-02-03	3
	Jeremy Cash	2013-14-15	3
9.	Keith Stoneback	1973-74	2
	Jimmy Tyson	1980-81	2
	Jim Godfrey	1986-87	2
	Mark Allen	1990-91	2
	Billy Granville	1994, 96	2
	Chike Egbuniwe	1996-97	2
	Ryan Stallmeyer	1997, 99	2
	Terrell Smith	2002-03	2
	Michael Tauiliili	2007-08	2
	Vincent Rey	2007-08	2
	David Helton	2013-14	2
	DeVon Edwards	2014-15	2

**Most Interceptions, Game**

1.	Fred Folger	3 vs. Maryland, 1947
	John Friedlund	3 vs. George Washington, 1948
	George Skipworth	3 vs. Tennessee, 1949
	George Skipworth	3 vs. George Washington, 1949
	Jerry Barger	3 vs. North Carolina, 1954
	Mike Davies	3 vs. West Virginia, 1971
	Dennis Tabron	3 vs. Clemson, 1980

**Most Interceptions, Season**

1.	George Skipworth	1949	9
2.	Jerry Barger	1954	7
	Rich Searl	1970	7
	John Talley	2006	7
5.	John Friedlund	1948	6
	Jerry Barger	1953	6
	Dale Boyd	1955	6
	Craig Hoskins	1979	6
	Bill Obremsky	1981	6
	Wyatt Smith	1989	6

**Most Interceptions, Career**

1.	John Talley	2003-06	18
2.	Rich Searl	1969-71	16
3.	Fred Folger	1946-48	13
	Jerry Barger	1952-54	13
	Wyatt Smith	1988-91	13
6.	Ross Cockrell	2010-13	12
7.	Robert Brodhead	1956-58	10
	Erwin Sampson	1988-91	10
	Leon Wright	2006-09	10
	Breon Borders	2013-present	10
11.	George Skipworth	1947-49	9
	Jack Wilson	1959-61	9
	Mike Davies	1969-71	9
	William Hanenberg	1970-72	9
	Craig Hoskins	1977-79	9
	Dennis Tabron	1978-81	9

**Most Interception Return Yards, Game**

1.	Dennis Tabron	128 vs. Clemson, 1980
----	---------------	-----------------------

**Most Interception Return Yards, Season**

1.	John Talley	2004	172
2.	Fred Folger	1947	165
3.	John Talley	2006	150
4.	Leon Wright	2009	146
5.	Gordon Carver	1945	135
6.	Dennis Tabron	1980	132
7.	Robert Bickel	1950	118
	Jack Wilson	1959	118
9.	Sean Thomas	1992	113
10.	Wyatt Smith	1989	110

**Most Interception Return Yards, Career**

1.	John Talley	2003-06	395
2.	Fred Folger	1946-48	283
3.	Jack Wilson	1959-61	223
4.	Rich Searl	1969-71	197
5.	Wyatt Smith	1988-91	189
6.	Dennis Tabron	1978-81	177
7.	Gordon Carver	1942-45	160
8.	Sean Thomas	1990-93	157
9.	Leon Wright	2006-09	155
10.	Bob Bickel	1950-51	148

**Most Tackles For Loss, Game**

1.	Blaine Earon	9.0 vs. Georgia Tech, 1949
2.	David Dusek	5.0 vs. Clemson, 1975
	Emmett Tilley	5.0 vs. Virginia Tech, 1981
	Scott Youmans	5.0 vs. South Carolina, 1990
	Phillip Alexander	5.0 vs. Northwestern, 2003
	Phillip Alexander	5.0 vs. Florida State, 2003
7.	Greg Blackwell	4.0 vs. South Carolina, 1984
	Chris Combs	4.0 vs. Wake Forest, 1998
	Chris Combs	4.0 vs. Northwestern, 1999
	Shawn Johnson	4.0 vs. Northwestern, 2002
	Vincent Rey	4.0 vs. Navy, 2008

**Most Tackles For Loss, Season**

1.	Reggie Andrews	1985	21.5
2.	Shawn Johnson	2002	19.5
3.	Charles Bowser	1981	18.5
	Matt Zielinski	2002	18.5
	Phillip Alexander	2003	18.5
6.	Matt Zielinski	2003	18.0
	Jeremy Cash	2015	18.0
8.	David Wafle	1992	17.0
	Chris Combs	1997	17.0
10.	John Zuanich	1994	16.0
11.	Mike Junkin	1986	15.0
	Chris Combs	1999	15.0
	Ryan Fowler	2002	15.0

**Most Tackles For Loss, Career**

1.	Chris Combs	1996-99	57.5
2.	Ryan Fowler	2000-03	47.5
3.	Michael Tauiliili	2005-08	46.0
4.	Matt Zielinski	2000-03	41.5
5.	James Kirkland	1992-95	41.0
6.	Jeremy Cash	2013-15	38.0
7.	Vince Oghobaase	2006-09	36.5
8.	Mike Junkin	1983-86	36.0
9.	Reggie Andrews	1983-85	34.5
10.	David Wafle	1990-93	31.0
11.	Kevin Lewis	1996-99	30.5
12.	Scott Youmans	1989-93	30.0

**Most Quarterback Sacks, Game**

1.	Blaine Earon	4.0 vs. Georgia Tech, 1949
2.	Scott Youmans	3.0 vs. South Carolina, 1990
	Travis Pearson	3.0 vs. Vanderbilt, 1991
	Ryan Stallmeyer	3.0 vs. Clemson, 1999
	Shawn Johnson	3.0 vs. Clemson, 2002
	Phillip Alexander	3.0 vs. Florida State, 2003

**Most Sacks, Season**

1.	Charles Bowser	1981	17.5
2.	Ernie Clark	1973	12.0
	Shawn Johnson	2002	12.0
4.	Reggie Andrews	1985	10.5
5.	Chris Combs	1996	8.0
6.	James Kirkland	1993	7.0
	Ryan Fowler	2000	7.0
	Matt Zielinski	2003	7.0
9.	Phillip Alexander	2003	6.5
10.	Duane Marks	1991	6.0
	David Hawkins	1994	6.0
	Chris Combs	1997	6.0
	Vince Oghobaase	2008	6.0
	Greg Akinbiyi	2008	6.0
	Ayanga Okpokowuruk	2009	6.0
	Kenny Anunike	2013	6.0

**Most Sacks, Career**

1.	Charles Bowser	1978-81	22.0
2.	Chris Combs	1996-99	20.0
3.	Reggie Andrews	1983-85	16.0
4.	Shawn Johnson	2000-02	15.0
	Kenny Anunike	2009-13	15.0
6.	Vince Oghobaase	2006-09	14.0
7.	James Kirkland	1992-95	13.0
	Ryan Fowler	2000-03	13.0
9.	Ernie Clark	1972-75	12.0
	David Waffle	1990-93	12.0
	Matt Zielinski	2000-03	12.0
12.	Dan Yellott	1978-81	11.5
	Scott Youmans	1989-93	11.5
	Travis Pearson	1990-93	11.5
15.	Ayanga Okpokowuruk	2006-09	11.0

**Most Pass Breakups, Game**

1.	Quinton McCracken	6 vs. N.C. State, 1989
	Matt Daniels	6 vs. Richmond, 2011
3.	Ronnie Hamilton	5 vs. Northwestern, 1999
	Ross Cockrell	5 vs. Miami, 2013
5.	John Talley	4 vs. Maryland, 2004
	Vincent Rey	4 vs. Northwestern, 2007

**Most Pass Breakups, Season**

1.	Erwin Sampson	1989	15
2.	John Talley	2004	14
	Matt Daniels	2011	14
4.	Richard Sommers	1978	13
	Wyatt Smith	1988	13
	Quinton McCracken	1989	13
	Ross Cockrell	2012	13
	Ross Cockrell	2013	13
9.	Kenneth Stanford	2002	12
10.	Brandon Pollock	1984	11
	Fonda Williams	1985	11
	Tawambi Settles	1997	11
	Ronnie Hamilton	1999	11
	Kenneth Stanford	2003	11

**Most Pass Breakups, Career**

1.	Ross Cockrell	2010-13	42
2.	John Talley	2003-06	33
3.	Erwin Sampson	1988-91	32
	Wyatt Smith	1988-91	32
5.	Ronnie Hamilton	1998-01	30
	Kenneth Stanford	2001-04	30
7.	Lamar Grant	1996-99	28
8.	Matt Daniels	2008-11	27
9.	Quinton McCracken	1988-91	24
10.	Breon Borders	2013-present	23
11.	Fonda Williams	1985-89	22
12.	DeVon Edwards	2013-present	21
13.	Leon Wright	2006-09	20

**Most Total Passes Defended, Season (INT-PBU)**

1.	Erwin Sampson (4-15)	1989	19
2.	John Talley (4-14)	2004	18
	Ross Cockrell (5-13)	2012	18
4.	Richard Sommers (4-13)	1978	17
5.	Wyatt Smith (3-13)	1988	16
	Matt Daniels (2-14)	2011	16
	Ross Cockrell (3-13)	2013	16
8.	Quinton McCracken (2-13)	1989	15
	John Talley (7-8)	2006	15

**Most Total Passes Defended, Career (INT-PBU)**

1.	Ross Cockrell (12-42)	2010-13	54
2.	John Talley (18-33)	2003-06	51
3.	Wyatt Smith (13-32)	1988-91	45
4.	Erwin Sampson (10-32)	1988-91	42

**Most QB Pressures, Game**

1.	Wesley Oglesby	4 vs. Northwestern, 2007
	Jeremy Cash	4 vs. Georgia Tech, 2015
3.	Many times	
	last by Kelby Brown vs. Navy, 2010	

**Most QB Pressures, Season**

1.	David Hawkins	1994	26
2.	Chris Combs	1997	23
3.	Johannes Brugger	1994	19
	Matt Zielinski	2002	19
5.	James Kirkland	1994	18
	Chris Combs	1998	18
7.	James Kirkland	1995	12
	Shawn Johnson	2002	12
	Matt Zielinski	2003	12

**Most QB Pressures, Career**

1.	Chris Combs	1996-99	57
2.	Matt Zielinski	2000-03	31
3.	David Hawkins	1991-94	26
4.	Ryan Stallmeyer	1996-99	25

**Most Caused Fumbles, Game**

1.	Charles Bowser	3 vs. Virginia, 1981
2.	Blaine Earon	2 vs. Georgia Tech, 1949
	Carlos Bagley	2 vs. Georgia Tech, 1994
	David Hawkins	2 vs. Wake Forest, 1994
	Patrick Bailey	2 vs. East Carolina, 2005
	Walt Canty	2 vs. FIU, 2011
	DeVon Edwards	2 vs. Troy, 2014
	Jeremy Cash	2 vs. Miami, 2014
	Jeremy Cash	2 vs. Georgia Tech, 2015

**Most Caused Fumbles, Season**

1.	Bob Grupp	1975	6
	David Hawkins	1994	6
3.	Jeffrey Green	1976	5
	Charles Bowser	1981	5
	Mike Junkin	1986	5
	DeVon Edwards	2014	5
7.	Ernie Clark	1973	4
	Pete Stubbs	1985	4
	Carlos Bagley	1995	4
	Kevin Lewis	1997	4
	Jeremy Cash	2014	4

**Most Caused Fumbles, Career**

1.	Jeremy Cash	2013-15	9
2.	Matt Zielinski	2000-03	8
	Michael Taullilli	2005-08	8
4.	Bob Grupp	1973-76	7
	Matt Daniels	2008-11	7
6.	Jim Reilly	1975-77	6
	Charles Bowser	1978-81	6
	Mike Junkin	1983-86	6
	Carlos Bagley	1992-95	6

**Most Fumble Recoveries, Game**

1.	Dave Demore	2 vs. Clemson, 1986
	Greg Akinbiyi	2 vs. James Madison, 2008
	Dwayne Norman	2 vs. Florida State, 2012

**Most Fumble Recoveries, Season**

1.	Dan Brooks	1976	6
	George Gawdun	1979	6
	Warren Scoville	1991	6
4.	Dave Demore	1986	5
5.	Ernie Clark	1972	4
	John Howell	1987	4
	John Zuanich	1994	4
	Terrell Smith	2003	4
	Kelby Brown	2010	4

**Most Fumble Recoveries, Career**

1.	Dan Brooks	1975-78	9
2.	George Gawdun	1976-79	8
3.	Ernie Clark	1972-75	7
4.	Warren Scoville	1989-92	6
	John Zuanich	1992-95	6
	Terrell Smith	2000-03	6
	Kelby Brown	2010-15	6
8.	Dave Demore	1984-87	5
	Darius Clark	1996-99	5



# 300-TACKLE DEFENSIVE PLAYERS

## 1. Mike Junkin

Year	UT	AT	TT	TFL	QBS
1983	34	24	58	0.0	0.0
1984	49	56	105	6.0	3.0
1985	105	57	162	12.0	1.0
1986	110	78	188	13.0	2.0
<b>Total</b>	<b>298</b>	<b>215</b>	<b>513</b>	<b>31.0</b>	<b>6.0</b>

## 2. Carl McGee

Year	UT	AT	TT	TFL	INT	CF	FR
1975	—	—	113	6.0	2	2	0
1976	—	—	130	5.0	1	2	1
1977	59	75	134	9.0	0	1	0
1978	49	85	134	1.0	3	0	3
<b>Total</b>	<b>—</b>	<b>—</b>	<b>511</b>	<b>21.0</b>	<b>6</b>	<b>5</b>	<b>4</b>

## 3. Ryan Fowles

Year	UT	AT	TT	TFL	QBS	INT
2000	59	28	87	13.0-85	7.0-59	1
2001	70	57	127	7.0-24	3.0-16	1
2002	78	67	145	15.0-43	2.0-16	0
2003	79	57	136	12.5-30	0.5-1	0
<b>Total</b>	<b>286</b>	<b>209</b>	<b>495</b>	<b>47.5-182</b>	<b>12.5-92</b>	<b>2</b>

## 4. Michael Tauiliili

Year	UT	AT	TT	TFL	QBS	INT
2005	56	36	92	10.0-26	1.0-2	0
2006	32	62	94	10.0-31	0.5-3	0
2007	53	55	108	13.0-47	4.0-22	3
2008	63	77	140	13.0-28	0.5-3	4
<b>Total</b>	<b>204</b>	<b>230</b>	<b>434</b>	<b>46.0-132</b>	<b>6.0-30</b>	<b>7</b>

## 5. Erwin Sampson

Year	UT	AT	TT	INT	PBU	CF	FR
1988	88	62	150	2	8	1	0
1989	52	52	104	4	15	1	0
1990	55	46	101	3	4	1	1
1991	36	24	60	1	5	-	1
<b>Total</b>	<b>286</b>	<b>209</b>	<b>425</b>	<b>10</b>	<b>32</b>	<b>3</b>	<b>2</b>

## 6. Darrell Spells

Year	UT	AT	TT	TFL	QBS	INT
1989	32	36	68	1.0-3	0.0	0
1990	52	56	108	2.0-5	1.0-1	2
1991	73	51	124	1.0-4	0.0	0
1992	71	48	119	6.0-40	3.0-33	1
<b>Total</b>	<b>228</b>	<b>191</b>	<b>419</b>	<b>10.0-52</b>	<b>4.0-34</b>	<b>3</b>

## 7. Emmett Tilley

Year	UT	AT	TT	TFL	QBS	INT
1979	7	18	25	0.0	0.0	0
1980	58	42	100	0.0	0.0	0
1981	91	73	164	7.0	0.0	0
1982	88	28	116	2.0	2.0	1
<b>Total</b>	<b>244</b>	<b>161</b>	<b>405</b>	<b>9.0</b>	<b>2.0</b>	<b>1</b>

## 8. Dave Meier

Year	UT	AT	TT	INT
1973	—	—	124	0
1974	—	—	101	3
1975	—	—	150	3
<b>Total</b>	<b>—</b>	<b>—</b>	<b>375</b>	<b>6</b>

## 9. Billy Granville

Year	UT	AT	TT	INT	PBU	CF	FR
1992	1	0	1	0	0	0	0
1993	27	27	54	0	1	0	0
1994	69	45	115	2	7	2	1
1995	49	21	70	1	3	2	2
1996	61	73	134	0	1	3	0
<b>Total</b>	<b>207</b>	<b>166</b>	<b>374</b>	<b>3</b>	<b>12</b>	<b>7</b>	<b>3</b>

## 10. Keith Stoneback

Year	UT	AT	TT	INT
1972	—	—	58	1
1973	—	—	173	1
1974	71	63	134	0
<b>Total</b>	<b>—</b>	<b>—</b>	<b>365</b>	<b>2</b>

## 11. Ryan Stallmeyer

Year	UT	AT	TT	TFL	QBS	INT
1996	14	11	25	1.0-1	0.0-0	0
1997	75	53	128	8.0-25	3.0-12	1
1998	45	40	85	9.5-43	3.0-33	0
1999	70	40	110	9.0-58	2.0-25	2
<b>Total</b>	<b>204</b>	<b>144</b>	<b>348</b>	<b>27.5-127</b>	<b>8.0-70</b>	<b>3</b>

## 12. David Helton

Year	UT	AT	TT	TFL	PBU	FR
2011	11	15	25	2.5-6	0	0
2012	19	36	55	2.5-5	0	0
2013	46	87	133	4.0-7	2	0
2014	50	84	134	5.0-15	1	1
<b>Total</b>	<b>126</b>	<b>221</b>	<b>347</b>	<b>14.0-33</b>	<b>3</b>	<b>1</b>

## 13. Jim Tyson

Year	UT	AT	TT	TFL	QBS	INT
1979	30	48	78	2.0	0.0	0
1980	73	52	125	7.0	0.0	0
1981	76	59	135	7.0	1.0	1
<b>Total</b>	<b>179</b>	<b>159</b>	<b>338</b>	<b>16.0</b>	<b>1.0</b>	<b>1</b>

## 14. Jeremy Cash

Year	UT	AT	TT	TFL	QBS	INT
2013	64	57	121	9.5-22	0.0-0	4
2014	68	43	111	10.5-55	5.5-43	2
2015	57	44	101	18.0-80	2.5-26	0
<b>Total</b>	<b>192</b>	<b>144</b>	<b>336</b>	<b>38.0-160</b>	<b>8.0-69</b>	<b>6</b>

## 15. Vincent Rey

Year	UT	AT	TT	TFL	QBS	INT
2006	5	7	12	0.5-1	0.0-0	0
2007	49	62	111	8.5-40	2.5-23	0
2008	65	44	109	10.5-24	2.0-12	1
2009	44	54	98	8.5-20	1.0-5	2
<b>Total</b>	<b>163</b>	<b>167</b>	<b>330</b>	<b>28.0-85</b>	<b>5.5-40</b>	<b>3</b>

## 16. Chike Egbuniwe

Year	UT	AT	TT	TFL	QBS	INT
1994	0	9	9	0.0-0	0.0-0	0
1995	55	29	84	0.0-0	0.0-0	1
1996	52	51	103	2.0-2	0.0-0	1
1997	82	50	132	9.5-46	4.5-40	1
<b>Total</b>	<b>189</b>	<b>139</b>	<b>328</b>	<b>11.5-48</b>	<b>4.5-40</b>	<b>3</b>

## 17. Matt Daniels

Year	UT	AT	TT	INT	PBU	CF	FR
2008	15	7	22	1	0	0	1
2009	56	27	83	0	6	3	0
2010	46	47	93	1	7	3	2
2011	65	61	126	2	14	1	0
<b>Total</b>	<b>182</b>	<b>142</b>	<b>324</b>	<b>4</b>	<b>27</b>	<b>7</b>	<b>3</b>

## 18. Mark Allen

Year	UT	AT	TT	INT	PBU	CF	FR
1988	12	23	35	0	0	0	1
1989	17	21	38	0	0	0	2
1990	54	67	121	1	0	0	1
1991	61	55	116	2	2	-	2
<b>Total</b>	<b>144</b>	<b>166</b>	<b>310</b>	<b>3</b>	<b>2</b>	<b>0</b>	<b>6</b>

# FRESHMAN PASSING RECORDS

## Most Passing Yards, Quarter

1.	Dave Brown (2nd)	167 vs. N.C. State, 1989
2.	Ben Bennett (1st)	166 vs. Wake Forest, 1989
3.	Dave Brown (2nd)	157 vs. North Carolina, 1989

## Most Passing Yards, Half

1.	Dave Brown (1st)	291 vs. North Carolina, 1989
2.	Dave Brown (1st)	282 vs. N.C. State, 1989
3.	Ben Bennett (1st)	276 vs. Wake Forest, 1980

## Most Passing Yards, Game

1.	Dave Brown	479 vs. North Carolina, 1989
2.	Ben Bennett	469 vs. Wake Forest, 1980
3.	Dave Brown	444 vs. Wake Forest, 1989
4.	Dave Brown	374 vs. N.C. State, 1989
5.	Zack Asack	328 vs. Clemson, 2005
6.	Thaddeus Lewis	305 vs. Wake Forest, 2006

## Most Passing Yards, Season

1.	Thaddeus Lewis	2006	2,134
2.	Ben Bennett	1980	2,050
3.	Spence Fischer	1992	1,505
4.	Dave Brown	1989	1,479
5.	Steve Slayden	1984	1,229
6.	Mike Schneider	2003	1,220
7.	Zack Asack	2005	966
8.	Bobby Campbell	1997	925

## Highest Pass Completion Pct., Game (15 att.)

1.	Dave Brown (15-20)	.750 vs. Virginia, 1989
	Zack Asack (12-16)	.750 vs. Navy, 2005
3.	Spence Fischer (20-29)	.690 vs. East Carolina, 1992
4.	Thaddeus Lewis (15-22)	.682 vs. Navy, 2006
5.	Ben Bennett (21-31)	.677 vs. Clemson, 1980

## Highest Pass Completion Pct., Season (200 att.)

1.	Steve Slayden	1984	.559
2.	Thaddeus Lewis	2006	.529
3.	Ben Bennett	1980	.527
4.	Mike Schneider	2003	.466

## Most Touchdown Passes, Game

1.	Dave Brown	4 vs. Wake Forest, 1989
	Dave Brown	4 vs. North Carolina, 1989
	Thaddeus Lewis	4 vs. North Carolina, 2006
4.	Spence Fischer	3 vs. East Carolina, 1992

## Most Touchdown Passes, Season

1.	Dave Brown	1989	14
2.	Ben Bennett	1980	11
	Thaddeus Lewis	2006	11
4.	Spence Fischer	1992	8
5.	Zack Asack	2005	5
6.	Steve Slayden	1984	4
	Mike Schneider	2003	4
	Sean Renfree	2009	4

## Touchdown-to-Interception Ratio, Season (10 TD)

1.	Dave Brown (14-6)	2.33-1	1989
----	-------------------	--------	------

## Most Games, 20+ Pass Completions, Season

1.	Thaddeus Lewis	2006	4
2.	Dave Brown	1989	3
3.	Ben Bennett	1980	2

## Most Games, 30+ Pass Completions, Season

1.	Ben Bennett	1980	1
	Dave Brown	1989	1

## Most Pass Completions, Quarter

1.	Ben Bennett (2nd)	14 vs. Wake Forest, 1980
	Thaddeus Lewis (4th)	14 vs. Miami, 2006
3.	Dave Brown (1st)	12 vs. North Carolina, 1989
4.	Dave Brown (2nd)	10 vs. N.C. State, 1989

## Most Pass Completions, Half

1.	Ben Bennett (1st)	23 vs. Wake Forest, 1980
	Dave Brown (1st)	23 vs. North Carolina, 1989

## Most Pass Attempts, Quarter

1.	Thaddeus Lewis (4th)	22 vs. Miami, 2006
2.	Ben Bennett (2nd)	20 vs. Wake Forest, 1980
	Dave Brown (1st)	20 vs. North Carolina, 1989
	Mike Schneider (4th)	20 vs. Maryland, 2003
5.	Dave Brown (2nd)	19 vs. North Carolina, 1989

## Most Pass Attempts, Half

1.	Dave Brown (1st)	39 vs. North Carolina, 1989
2.	Ben Bennett (1st)	31 vs. Wake Forest, 1980
	Ben Bennett (2nd)	31 vs. Wake Forest, 1980
4.	Thaddeus Lewis (2nd)	27 vs. Miami, 2006
5.	Zack Asack (2nd)	26 vs. Clemson, 2005

## Most Pass Attempts, Game

1.	Ben Bennett	62 vs. Wake Forest, 1980
2.	Dave Brown	54 vs. North Carolina, 1989
3.	Mike Schneider	47 vs. Maryland, 2003
4.	Zack Asack	43 vs. Clemson, 2005
5.	Steve Slayden	42 vs. North Carolina, 1984
	Dave Brown	42 vs. N.C. State, 1989
7.	Thaddeus Lewis	41 vs. Florida State, 2006
8.	Thaddeus Lewis	40 vs. Miami, 2006
	Thaddeus Lewis	40 vs. Boston College, 2006

## Most Pass Attempts, Season

1.	Thaddeus Lewis	2006	340
2.	Ben Bennett	1980	330
3.	Mike Schneider	2003	208
4.	Steve Slayden	1984	202
5.	Spence Fischer	1992	197

## Most Pass Completions, Game

1.	Ben Bennett	38 vs. Wake Forest, 1980
2.	Dave Brown	33 vs. North Carolina, 1989
3.	Steve Slayden	27 vs. North Carolina, 1984
	Dave Brown	27 vs. N.C. State, 1984
5.	Zack Asack	26 vs. Clemson, 2005
6.	Dave Brown	24 vs. Wake Forest, 1989
7.	Ben Bennett	21 vs. Clemson, 1980
	Thaddeus Lewis	21 vs. Wake Forest, 2006
	Thaddeus Lewis	21 vs. Miami, 2006
10.	Spence Fischer	20 vs. East Carolina, 1992
	Thaddeus Lewis	20 vs. Boston College, 2006
	Thaddeus Lewis	20 vs. North Carolina, 2006

## Most Pass Completions, Season

1.	Thaddeus Lewis	2006	180
2.	Ben Bennett	1980	174
3.	Steve Slayden	1984	113
	Spence Fischer	1992	113
5.	Mike Schneider	2003	97

## Most Pass Attempts Without An INT, Game

1.	Thaddeus Lewis	41 vs. Florida State, 2006
----	----------------	----------------------------

## Average Yards Per Attempt, Game

1.	Dave Brown (36-444)	12.33 vs. Wake Forest, 1989
----	---------------------	-----------------------------

## Average Yards Per Attempt, Season

1.	Thaddeus Lewis (340-2,134)	2006	6.28
2.	Ben Bennett (330-2,050)	1980	6.21
3.	Steve Slayden (202-1,229)	1984	6.08
4.	Mike Schneider (208-1,220)	2003	5.87

## Average Yards Per Completion, Game

1.	Dave Brown (24-444)	18.50 vs. Wake Forest, 1989
2.	Spence Fischer (10-175)	17.50 vs. Maryland, 1992
3.	Steve Slayden (8-133)	16.63 vs. Maryland, 1984
4.	Spence Fischer (11-179)	16.27 vs. Florida St., 1992

## Average Yards Per Completion, Season

1.	Mike Schneider (97-1,220)	2003	12.58
2.	Thaddeus Lewis (180-2,134)	2006	12.02
3.	Ben Bennett (174-2,050)	1980	11.78
4.	Steve Slayden (113-1,229)	1984	10.88

## Highest Pass Efficiency, Game (15 att.)

1.	Dave Brown	201.38 vs. Wake Forest, 1989
	(24-36, 444 yards, 4 TD, 1 INT)	
2.	Dave Brown	171.20 vs. Virginia, 1989
	(15-20, 135 yards, 3 TD, 1 INT)	
3.	Dave Brown	165.75 vs. N.C. State, 1989
	(27-42, 374 yards, 4 TD, 1 INT)	
4.	Spence Fischer	153.61 vs. East Carolina, 1992
	(20-29, 222 yards, 3 TD, 2 INT)	
5.	Thaddeus Lewis	152.29 vs. Navy, 2006
	(15-22, 181 yards, 1 TD, 0 INT)	
6.	Thaddeus Lewis	151.83 vs. North Carolina, 2006
	(20-35, 285 yards, 4 TD, 2 INT)	
7.	Dave Brown	146.55 vs. North Carolina, 1989
	(33-54, 479 yards, 3 TD, 1 INT)	
8.	Thaddeus Lewis	145.69 vs. Wake Forest, 2006
	(21-32, 305 yards, 1 TD, 0 INT)	

## Highest Pass Efficiency, Season (200 att.)

1.	Thaddeus Lewis	2006	106.93
	(180-340, 2,134 yards, 11 TD, 16 INT)		
2.	Steve Slayden	1984	104.67
	(113-202, 1,229 yards, 4 TD, 9 INT)		
3.	Ben Bennett	1980	100.76
	(174-330, 2,050 yards, 11 TD, 25 INT)		
4.	Mike Schneider	2003	98.30
	(97-208, 1,220 yards, 4 TD, 6 INT)		

## Most 100-Yard Passing Games, Season

1.	Thaddeus Lewis	2006	10
	Ben Bennett	1980	10

## Most 200-Yard Passing Games, Season

1.	Thaddeus Lewis	2006	5
2.	Ben Bennett	1980	3
	Dave Brown	1989	3

## Most 300-Yard Passing Games, Season

1.	Dave Brown	1989	3
2.	Ben Bennett	1980	1
	Zack Asack	2005	1
	Thaddeus Lewis	2006	1

## Most 400-Yard Passing Games, Season

1.	Dave Brown	1989	2
----	------------	------	---

## Longest Pass

1.	Dave Brown (Clarkston Hines)	97 vs. Wake Forest, 1989
----	------------------------------	--------------------------

## FRESHMAN RUSHING RECORDS

### Most Rushing Yards, Game

1.	Shaun Wilson	245 vs. Kansas, 2014
2.	Tony Benjamin	186 vs. Wake Forest, 1973
3.	Tony Benjamin	181 vs. Georgia Tech, 1973
4.	Tony Benjamin	144 vs. Clemson, 1973
5.	George Clark	140 vs. Georgia Tech, 1944
6.	Letavious Wilks	137 vs. Maryland, 1996
7.	Tom Davis	130 vs. Maryland, 1941
8.	B.J. Hill	124 vs. Maryland, 1998
9.	Bob Brower	124 vs. North Carolina, 1978
10.	Re'quan Boyette	123 vs. Florida State, 2005
11.	B.J. Hill	121 vs. Western Carolina, 1998
12.	Stanley Broadie	106 vs. Navy, 1977
13.	Mike Grayson	105 vs. Georgia Tech, 1980
14.	Desmond Scott	100 vs. N.C. Central, 2009
15.	Justin Boyle	98 vs. The Citadel, 2004
16.	Letavious Wilks	95 vs. Wake Forest, 1996
17.	Patrick Kurunwune	93 vs. N.C. Central, 2009
18.	Stanley Broadie	91 vs. Maryland, 1977
	Letavious Wilks	91 vs. N.C. State, 1996
20.	Chris Douglas	88 vs. Florida State, 2000
	Jela Duncan	88 vs. Memphis, 2012
22.	Mike Dunn	84 vs. N.C. State, 1975
23.	Josh Snead	83 vs. Alabama, 2010
24.	Mike Dunn	78 vs. Clemson, 1975
	Chris Douglas	78 vs. North Carolina, 2000

### Most Rushing Yards, Season

1.	B.J. Hill	1998	798
2.	Shaun Wilson	2014	598
3.	Stanley Broadie	1977	579
4.	Tony Benjamin	1973	572
5.	Tom Davis	1941	568
6.	Letavious Wilks	1996	554
7.	Jela Duncan	2012	553
8.	George Clark	1944	528
9.	Chris Douglas	2000	503
10.	Mike Dunn	1975	413

### Most Rushing Attempts, Game

1.	Tony Benjamin	41 vs. Wake Forest, 1973
2.	Tony Benjamin	32 vs. Georgia Tech, 1973
3.	B.J. Hill	27 vs. Maryland, 1998
4.	B.J. Hill	26 vs. Wake Forest, 1998
5.	Mike Dunn	24 vs. N.C. State, 1975
	Mike Grayson	24 vs. Georgia Tech, 1980
7.	B.J. Hill	23 vs. Western Carolina, 1998
	B.J. Hill	23 vs. North Carolina, 1998
9.	Bob Brower	22 vs. North Carolina, 1978
	Jela Duncan	22 vs. North Carolina, 2012
11.	B.J. Hill	20 vs. Vanderbilt, 1998

### Most Rushing Attempts, Season

1.	B.J. Hill	1998	192
2.	Stanley Broadie	1977	132
3.	Letavious Wilks	1996	116
4.	Tony Benjamin	1973	114
5.	Chris Douglas	2000	110
6.	Jela Duncan	2012	109
7.	Tom Davis	1941	108
8.	Jay Hollingsworth	2008	107
9.	Mike Dunn	1975	103
10.	Buddy Luper	1942	101

### Highest Average Per Rushing Attempt, Game (15)

1.	Tony Benjamin (16-144)	9.00 vs. Clemson, 1973
2.	George Clark (16-140)	8.75 vs. Georgia Tech, 1944

### Highest Yards Per Rush Attempt Avg., Season (75)

1.	Shaun Wilson (78-598)	2014	7.67
2.	George Clark (89-528)	1944	5.93
3.	Tom Davis (108-569)	1941	5.27
4.	Jela Duncan (109-553)	2012	5.07
5.	Tony Benjamin (114-572)	1973	5.02
6.	Letavious Wilks (116-554)	1996	4.78
7.	Chris Douglas (110-503)	2000	4.57
8.	Buddy Luper (101-454)	1942	4.50
9.	Stanley Broadie (132-579)	1977	4.45
10.	B.J. Hill (192-798)	1998	4.16

### Most Rushing Touchdowns, Season

1.	Brandon Connette	2010	8
2.	Chris Douglas	2000	6
3.	George Clark	1944	5
	Stanley Broadie	1977	5
	Shaun Wilson	2014	5
6.	Jela Duncan	2012	4
7.	Mike Grayson	1980	3

### Most 100-Yard Rushing Games, Season

1.	Tony Benjamin	1973	3
2.	B.J. Hill	1998	2

### Longest Rush

1.	Re'quan Boyette	78 vs. Florida State, 2005
----	-----------------	----------------------------

## FRESHMAN RECEIVING RECORDS

### Most Pass Receptions, Game

1.	T.J. Rahming	12 vs. Virginia, 2015
2.	Johnny Williams	11 vs. Northwestern, 2008
3.	Donovan Varner	10 vs. North Carolina, 2008
	Conner Vernon	10 vs. N.C. State, 2009
5.	Walter Jones	7 vs. The Citadel, 1988
	Jay Hollingsworth	7 vs. N.C. State, 2008
	Conner Vernon	7 vs. Virginia, 2009
	T.J. Rahming	7 vs. Wake Forest, 2015

### Most Pass Receptions, Season

1.	Conner Vernon	2009	55
2.	T.J. Rahming	2015	43
3.	Corey Thomas	1994	37
4.	Walter Jones	1988	36
5.	Johnny Williams	2008	30
6.	Julius Grantham	1983	27
7.	Jay Hollingsworth	2008	25
8.	Reco Owens	1995	24
9.	Khary Sharpe	2001	23
10.	Chris Douglas	2000	22

### Most Receiving Yards, Game

1.	T.J. Rahming	190 vs. Virginia, 2015
2.	Walter Jones	139 vs. The Citadel, 1988
3.	Johnny Williams	137 vs. Northwestern, 2008
4.	Eron Riley	130 vs. Clemson, 2005
5.	Conner Vernon	128 vs. Virginia Tech, 2009
6.	Conner Vernon	103 vs. Virginia, 2009
7.	Conner Vernon	102 vs. Maryland, 2009

### Most Receiving Yards, Season

1.	Conner Vernon	2009	746
2.	Walter Jones	1988	578
3.	T.J. Rahming	2015	571
4.	Corey Thomas	1994	558
5.	Keith Ewell	1988	428
6.	Johnny Williams	2008	327
7.	Jomar Wright	2004	323
8.	Mike Hart	1998	289
9.	Khary Sharpe	2001	274
10.	Julius Grantham	1983	259
11.	Eron Riley	2005	247
12.	Reco Owens	1995	239

### Highest Yards Per Reception, Season (15)

1.	Keith Ewell (18-428)	1988	23.78
2.	Jomar Wright (18-323)	2004	17.94
3.	Walter Jones (36-578)	1988	16.06
4.	Corey Thomas (37-558)	1994	15.08
5.	Johnell Barnes (15-217)	2013	14.47
6.	Mike Hart (21-289)	1998	13.76
7.	Conner Vernon (55-746)	2009	13.56
8.	T.J. Rahming (43-571)	2015	13.28
9.	Ben Patrick (17-218)	2003	12.82
10.	Austin Kelly (15-186)	2007	12.40
11.	Khary Sharpe (23-274)	2001	11.91

### Most Touchdown Receptions, Game

1.	Keith Ewell	2 vs. North Carolina, 1988
	Stanley Dorsey	2 vs. Western Carolina, 1990
	Corey Thomas	2 vs. Wake Forest, 1994
	Corey Thomas	2 vs. North Carolina, 1994
	Khary Sharpe	2 vs. Clemson, 2001

### Most Touchdown Receptions, Season

1.	Corey Thomas	1994	8
2.	Keith Ewell	1988	7
3.	Stanley Dorsey	1990	4
4.	Walter Jones	1988	3
	Conner Vernon	2009	3
	David Reeves	2012	3

### Most 100-Yard Receiving Games, Season

1.	Conner Vernon	2009	3
2.	Walter Jones	1988	1
	Eron Riley	2005	1
	Johnny Williams	2008	1
	T.J. Rahming	2015	1



## FRESHMAN SCORING RECORDS

### Most Points, Game

1.	DeVon Edwards vs. N.C. State, 2013	18
	Shaun Wilson vs. Kansas, 2014	18
3.	Ross Martin vs. North Carolina, 2012	15
4.	Brandon Connette vs. Virginia, 2010	14
5.	Many with	12
	last by Ross Martin vs. N.C. Central, 2012	

### Most Points, Season

1.	Ross Martin (20 FG, 46 PAT)	2012	106
2.	Corey Thomas (9 TD)	1994	54
3.	Brandon Connette (8 TD, 1 PAT <sup>2</sup> )	2010	50
4.	Keith Ewell (7 TD)	1988	42
	Sims Lenhardt (9 FG, 15 PAT)	1996	42
	Chris Douglas (7 TD)	2000	42
7.	George Clark (6 TD)	1944	36
	Shaun Wilson (6 TD)	2014	36
9.	Dave Malechek (7 FG, 13 PAT)	1973	34

### Touchdown Responsibility, Game (Rush-Pass)

1.	Dave Brown (1-4)	5 vs. Wake Forest, 1989
2.	Dave Brown (0-4)	4 vs. N.C. State, 1989
	Thaddeus Lewis (0-4)	4 vs. North Carolina, 2006

### Touchdown Responsibility, Season (Rush-Pass)

1.	Dave Brown (1-14)	1989	15
2.	Ben Bennett (1-11)	1980	12
	Thaddeus Lewis (1-11)	2006	12

## FRESHMAN TOTAL OFFENSE RECORDS

### Most Total Offensive Yards, Game

1.	Dave Brown	470 vs. North Carolina, 1989
	(479 pass, -9 rush)	
2.	Ben Bennett	447 vs. Wake Forest, 1980
	(469 pass, -22 rush)	
3.	Dave Brown	446 vs. Wake Forest, 1989
	(444 pass, 2 rush)	
4.	Dave Brown	358 vs. N.C. State, 1989
	(374 pass, -16 rush)	
5.	Zack Asack	355 vs. Clemson, 2005
	(328 pass, 27 rush)	
6.	Thaddeus Lewis	306 vs. Wake Forest, 2006
	(305 pass, 1 rush)	

### Most Total Offensive Yards, Season

1.	Thaddeus Lewis	2006	2,060
	(2,134 pass, -74 rush)		
2.	Ben Bennett	1980	1,840
	(2,050 pass, -210 rush)		
3.	Spence Fischer	1992	1,447
	(1,505 pass, -58 rush)		
4.	Mike Schneider	2003	1,401
	(1,224 pass, 181 rush)		
5.	Steve Slayden	1984	1,151
	(1,229 pass, -78 rush)		

### Most Total Offensive Plays, Game (Rush-Pass)

1.	Ben Bennett (3-62)	65 vs. Wake Forest, 1980
2.	Mike Schneider (12-47)	59 vs. Maryland, 2003
3.	Dave Brown (2-54)	56 vs. North Carolina, 1989
4.	Zack Asack (10-43)	53 vs. Clemson, 2005
5.	Mike Schneider (14-38)	52 vs. Wake Forest, 2003
6.	Steve Slayden (7-42)	49 vs. North Carolina, 1984
	Spence Fischer (18-31)	49 vs. Georgia Tech, 1992
	Thaddeus Lewis (8-41)	49 vs. Florida State, 2006
	Thaddeus Lewis (9-40)	49 vs. Boston College, 2006
10.	Dave Brown (6-42)	48 vs. N.C. State, 1989

### Most Total Offensive Plays, Season (Rush-Pass)

1.	Thaddeus Lewis (99-340)	2006	439
2.	Ben Bennett (51-330)	1980	381
3.	Mike Schneider (84-208)	2003	292
4.	Spence Fischer (69-197)	1992	266
5.	Steve Slayden (61-202)	1984	263

## FRESHMAN ALL-PURPOSE RECORDS

### Most All-Purpose Yards, Game

1.	Desmond Scott	259 vs. Wake Forest, 2009
	(41 rushing, 7 receiving, 211 kickoff return, 0 punt return)	
2.	Shaun Wilson	252 vs. Kansas, 2014
	(245 rushing, 7 receiving, 0 kickoff return, 0 punt return)	
3.	DeVon Edwards	218 vs. N.C. State, 2013
	(0 rushing, 0 receiving, 148 kickoff return, 0 punt return, 70 INT return)	
4.	George Clark	201 vs. South Carolina, 1944
	(99 rushing, 0 receiving, 80 kickoff return, 22 punt return)	
5.	Tony Benjamin	197 vs. Wake Forest, 1973
	(186 rushing, 0 receiving, 11 kickoff return, 0 punt return)	
6.	George Clark	196 vs. Georgia Tech, 1944
	(140 rushing, 0 receiving, 24 kickoff return, 43 punt return)	
7.	Chris Douglas	192 vs. N.C. State, 2000
	(77 rushing, 26 receiving, 84 kickoff return, 5 punt return)	
	Conner Vernon	192 vs. Virginia Tech, 2009
	(0 rushing, 128 receiving, 64 kickoff return, 0 punt return)	
9.	Jamison Crowder	190 vs. Stanford, 2011
	(9 rushing, 47 receiving, 134 kickoff return, 0 punt return)	
	T.J. Rahming	190 vs. Virginia, 2015
	(0 rushing, 190 receiving, 0 kickoff return, 0 punt return)	
11.	Chris Douglas	188 vs. Florida State, 2000
	(88 rushing, 2 receiving, 98 kickoff return, 0 punt return)	
12.	Josh Snead	186 vs. Alabama, 2010
	(83 rushing, 0 receiving, 103 kickoff return, 0 punt return)	
13.	Tony Benjamin	181 vs. Georgia Tech, 1973
	(181 rushing, 0 receiving, 0 kickoff return, 0 punt return)	
14.	Jamison Crowder	180 vs. North Carolina, 2011
	(5 rushing, 61 receiving, 73 kickoff return, 41 punt return)	
15.	Chris Douglas	179 vs. Clemson, 2000
	(51 rushing, 24 receiving, 104 kickoff return, 0 punt return)	
16.	Conner Vernon	173 vs. N.C. State, 2009
	(0 rushing, 86 receiving, 87 kickoff return, 0 punt return)	

### Most All-Purpose Yards, Season

1.	Chris Douglas	2000	1,442
	(503 rushing, 168 receiving, 766 kickoff return, 5 punt return)		
2.	Julius Grantham	1983	1,257
	(556 rushing, 259 receiving, 442 kickoff return, 0 punt return)		
3.	George Clark	1944	1,159
	(528 rushing, 0 receiving, 296 kickoff return, 335 punt return)		
4.	Jamison Crowder	2011	1,141
	(42 rushing, 163 receiving, 814 kickoff return, 122 punt return)		
5.	Conner Vernon	2009	1,041
	(0 rushing, 746 receiving, 295 kickoff return, 0 punt return)		
6.	B.J. Hill	1998	898
	(798 rushing, 70 receiving, 30 kickoff return, 0 punt return)		
7.	Desmond Scott	2009	861
	(262 rushing, 147 receiving, 452 kickoff return, 0 punt return)		
8.	Jela Duncan	2012	789
	(553 rushing, 89 receiving, 147 kickoff return, 0 punt return)		
9.	Stanley Broadie	1977	778
	(579 rushing, 84 receiving, 115 kickoff return, 0 punt return)		
10.	Shaun Wilson	2014	777
	(598 rushing, 179 receiving, 0 kickoff return, 0 punt return)		
11.	Josh Snead	2010	704
	(221 rushing, 0 receiving, 483 kickoff return, 0 punt return)		
12.	Jay Hollingsworth	2008	681
	(399 rushing, 188 receiving, 94 kickoff return, 0 punt return)		
13.	DeVon Edwards	2013	652
	(0 rushing, 0 receiving, 574 kickoff return, 0 punt return, 78 INT return)		
14.	Tony Benjamin	1973	628
	(572 rushing, 25 receiving, 31 kickoff return, 0 punt return)		
15.	Latavius Wilks	1996	621
	(554 rushing, 67 receiving, 0 kickoff return, 0 punt return)		

## FRESHMAN PLACEKICKING RECORDS

### Most PATs, Game

1.	Randy Gardner	7 vs. Wake Forest, 1989
2.	Ross Martin	6 vs. N.C. Central, 2012
	Ross Martin	6 vs. Virginia, 2012
	Ross Martin	6 vs. Miami, 2012
5.	Randy Gardner	5 vs. Army, 1989
	Randy Gardner	5 vs. N.C. State, 1989
	Ross Martin	5 vs. FIU, 2012
	Ross Martin	5 vs. Memphis, 2012
9.	Randy Gardner	4 vs. North Carolina, 1989
	Brent Garber	4 vs. N.C. State, 2000
	Ross Martin	4 vs. Wake Forest, 2012

### Most PATs, Season

1.	Ross Martin	2012	46
2.	Randy Gardner	1989	36
3.	Brent Garber	2000	16
4.	Sims Lenhardt	1996	15
	Joe Surgan	2005	15
6.	Dave Malechek	1973	13
	Nick Maggio	2007	13

### Most PAT Attempts, Game

1.	Randy Gardner	7 vs. Wake Forest, 1989
2.	Ross Martin	6 vs. N.C. Central, 2012
	Ross Martin	6 vs. Virginia, 2012
	Ross Martin	6 vs. Miami, 2012
5.	Randy Gardner	5 vs. Army, 1989
	Randy Gardner	5 vs. N.C. State, 1989
	Ross Martin	5 vs. FIU, 2012
	Ross Martin	5 vs. Memphis, 2012
9.	Dave Malechek	4 vs. North Carolina, 1973
	Randy Gardner	4 vs. Northwestern, 1989
	Randy Gardner	4 vs. North Carolina, 1989
	Brent Garber	4 vs. N.C. State, 2000
	Ross Martin	4 vs. Wake Forest, 2012

### Most PAT Attempts, Season

1.	Ross Martin	2012	47
2.	Randy Gardner	1989	39
3.	Sims Lenhardt	1996	18
	Brent Garber	2000	18
5.	Joe Surgan	2005	16
6.	Dave Malechek	1973	14
7.	Nick Maggio	2007	13

### Highest PAT Percentage, Season (15 att.)

1.	Ross Martin (46-47)	2012	.979
2.	Joe Surgan (15-16)	2005	.938
3.	Randy Gardner (36-39)	1989	.923
4.	Brent Garber (16-18)	2000	.889
5.	Sims Lenhardt (15-18)	1996	.833

### Most Field Goals, Game

1.	Ross Martin	4 vs. North Carolina, 2012
2.	Randy Gardner	2 vs. Tennessee, 1989
	Sims Lenhardt	2 vs. Northwestern, 1996
	Sims Lenhardt	2 vs. Clemson, 1996
	Brent Garber	2 vs. Wake Forest, 2000
	Ross Martin	2 vs. Stanford, 2012
	Ross Martin	2 vs. N.C. Central, 2012
	Ross Martin	2 vs. Wake Forest, 2012
	Ross Martin	2 vs. Virginia Tech, 2012
	Ross Martin	2 vs. Clemson, 2012
	Ross Martin	2 vs. Cincinnati, 2012

### Most Field Goals, Season

1.	Ross Martin	2012	20
2.	Randy Gardner	1989	9
	Sims Lenhardt	1996	9
4.	Dave Malechek	1973	7
	Scott McKinney	1978	7
	Brent Garber	2000	7
7.	Joe Surgan	2005	6

### Most Field Goal Attempts, Game

1.	Brent Garber	4 vs. Wake Forest, 2000
	Ross Martin	4 vs. North Carolina, 2012
3.	Sims Lenhardt	3 vs. Northwestern, 1996
	Sims Lenhardt	3 vs. Clemson, 1996

### Most Field Goal Attempts, Season

1.	Ross Martin	2012	23
2.	Dave Malechek	1973	18
3.	Randy Gardner	1989	16
4.	Sims Lenhardt	1996	15
5.	Brent Garber	2000	12

### Highest Field Goal Percentage, Season (15 att.)

1.	Ross Martin (20-23)	2012	.870
2.	Sims Lenhardt (9-15)	1996	.600
3.	Randy Gardner (9-16)	1989	.563

### Longest Field Goal

1.	Ross Martin	52 vs. Cincinnati, 2012
2.	Ross Martin	50 vs. Georgia Tech, 2012

## FRESHMAN PUNTING RECORDS

### Most Punts, Game

1.	Kevin Jones	12 vs. Georgia Tech, 2007
	Will Monday	12 vs. Florida State, 2012
3.	John Tolish	9 vs. Ohio State, 1981
	John Krueger	9 vs. Florida State, 1993
	Trey McDonald	9 vs. Florida State, 2001
	Trey McDonald	9 vs. Georgia Tech, 2001
	Kevin Jones	9 vs. Virginia Tech, 2007
	Will Monday	9 vs. Virginia, 2012
	Will Monday	9 vs. Clemson, 2012
10.	John Tolish	8 vs. Maryland, 1981
	Brian Morton	8 vs. North Carolina, 1997
	Kevin Jones	8 vs. Clemson, 2007

### Most Punts, Season

1.	Kevin Jones	2007	75
2.	Will Monday	2012	67
3.	John Tolish	1981	60
	Trey McDonald	2001	60
5.	Brian Morton	1997	59
6.	Anthony Dilweg	1985	54

### Most Punting Yards, Game

1.	Will Monday	486 vs. Florida State, 2012
2.	Kevin Jones	450 vs. Georgia Tech, 2007
3.	Will Monday	423 vs. Virginia, 2012
4.	John Tolish	374 vs. Ohio State, 1981
5.	Brian Morton	364 vs. North Carolina, 1997
6.	Will Monday	359 vs. Clemson, 2012
7.	John Tolish	352 vs. Maryland, 1981
8.	John Krueger	347 vs. Florida State, 1993

### Most Punting Yards, Season

1.	Will Monday	2012	2,991
2.	Kevin Jones	2007	2,871
3.	Brian Morton	1997	2,445
4.	Trey McDonald	2001	2,304
5.	John Tolish	1981	2,280
6.	Anthony Dilweg	1985	2,178

### Highest Yards Per Punt Average, Game (3)

1.	Brian Morton (3-150)	50.00 vs. Navy, 1997
2.	Will Monday (7-330)	47.14 vs. Stanford, 2012
3.	Brian Morton (6-282)	47.00 vs. Wake Forest, 1997
	Will Monday (9-423)	47.00 vs. Virginia, 2012
5.	Will Monday (4-187)	46.75 vs. Virginia Tech, 2012
6.	John Krueger (7-323)	46.14 vs. Wake Forest, 1993
7.	Anthony Dilweg (5-229)	45.80 vs. South Carolina, 1985
8.	Brian Morton (7-320)	45.71 vs. Northwestern, 1997
9.	Brian Morton (8-364)	45.50 vs. North Carolina, 1997
	Kevin Jones (4-182)	45.50 vs. Northwestern, 2007

### Highest Yards Per Punt Average, Season (25)

1.	Will Monday (67-2,991)	2012	44.64
2.	Brian Morton (59-2,445)	1997	41.44
3.	Anthony Dilweg (54-2,178)	1985	40.33
4.	John Krueger (50-1,966)	1993	39.32
5.	Trey McDonald (60-2,304)	2001	38.40
6.	Kevin Jones (75-2,871)	2007	38.28

### Longest Punt

1.	Will Monday	79 vs. Cincinnati, 2012
----	-------------	-------------------------

# FRESHMAN KICKOFF & PUNT RETURN RECORDS

## Most Kickoff Returns, Game

1. Desmond Scott	7 vs. Wake Forest, 2009
2. Chris Davis	6 vs. Maryland, 2004
Juwan Thompson	6 vs. Wake Forest, 2010
Jamison Crowder	6 vs. Stanford, 2011
Jamison Crowder	6 vs. FIU, 2011

## Most Kickoff Returns, Season

1. Jamison Crowder	2011	38
2. Chris Douglas	2000	35
3. Richmond Flowers	1996	27

## Most Kickoff Return Yards, Game

1. Chris Davis	218 vs. Maryland, 2004
2. Desmond Scott	211 vs. Wake Forest, 2009

## Most Kickoff Return Yards, Season

1. Jamison Crowder	2011	814
2. Chris Douglas	2000	766

## Highest Kickoff Return Average, Game (3)

1. DeVon Edwards (3-148)	49.33 vs. N.C. State, 2013
2. Quinton McCracken (3-142)	47.33 vs. Clemson, 1988
3. DeVon Edwards (3-138)	46.00 vs. N. Carolina, 2013
4. Chris Davis (6-218)	36.33 vs. Maryland, 2004

## Highest Kickoff Return Average, Season (18)

1. DeVon Edwards (19-574)	2013	30.21
2. Chris Davis (20-516)	2004	25.80
3. Quinton McCracken (19-483)	1988	25.42
4. Desmond Scott (18-452)	2009	25.11
5. Josh Snead (22-483)	2010	21.95
6. Jamison Crowder (38-814)	2011	21.42

## Longest Kickoff Return

1. DeVon Edwards	100 vs. N.C. State, 2013
2. DeVon Edwards	99 vs. North Carolina, 2013
3. Chris Davis	94 vs. Maryland, 2004

## Most Punt Returns, Game

1. Adam Geis	5 vs. Army, 1994
--------------	------------------

## Most Punt Returns, Season

1. Adam Geis	1994	20
--------------	------	----

## Most Punt Return Yards, Game

1. George Clark	119 vs. Wake Forest, 1944
-----------------	---------------------------

## Most Punt Return Yards, Season

1. George Clark	1944	335
-----------------	------	-----

## Highest Punt Ret. Average, Game (3)

1. George Clark (3-119)	39.67 vs. Wake Forest, 1944
-------------------------	-----------------------------

## Highest Punt Return Average, Season (12)

1. George Clark (17-335)	1944	19.71
2. Brad Breedlove (12-140)	1990	11.67

## Longest Punt Return

1. George Clark	95 vs. Wake Forest, 1944
-----------------	--------------------------

# FRESHMAN DEFENSIVE RECORDS

## Most Tackles, Game

1. Erwin Sampson	20 vs. N.C. State, 1988
2. Erwin Sampson	19 vs. Clemson, 1988
3. Mike Junkin	18 vs. N.C. State, 1983
Erwin Sampson	18 vs. The Citadel, 1988
5. Erwin Sampson	17 vs. Wake Forest, 1988
Darrell Spells	17 vs. Army, 1989
7. Erwin Sampson	16 vs. Tennessee, 1988
Darrell Spells	16 vs. Tennessee, 1989
Todd DeLamielleure	16 vs. Georgia Tech, 1998
10. Michael Tauiiliili	15 vs. Wake Forest, 2005
11. Erwin Sampson	14 vs. North Carolina, 1988
Billy Granville	14 vs. Clemson, 1993
Michael Tauiiliili	14 vs. North Carolina, 2005
Kyler Brown	14 vs. Georgia Tech, 2012
15. Erwin Sampson	13 vs. Maryland, 1988
Billy Granville	13 vs. North Carolina, 1993
Todd DeLamielleure	13 vs. Wake Forest, 1998
Michael Tauiiliili	13 vs. Florida State, 2005
Dwayne Norman	13 vs. Florida State, 2012
20. Ryan Fowler	12 vs. Vanderbilt, 2000
Ryan Fowler	12 vs. Florida State, 2000
Brendan Dewan	12 vs. East Carolina, 2002
DeVon Edwards	12 vs. Virginia Tech, 2013

## Most Tackles, Season

1. Erwin Sampson	1988	150
2. Carl McGee	1975	113
3. Michael Tauiiliili	2005	92
4. Ryan Fowler	2000	87
5. Todd DeLamielleure	1998	75
6. Jim Scharrer	2001	69
7. Darrell Spells	1989	68
8. DeVon Edwards	2013	64
9. Kelby Brown	2010	63
Deondre Singleton	2013	63
11. Ross Cockrell	2010	60
Dwayne Norman	2012	60
13. Brendan Dewan	2002	59
14. Mike Junkin	1983	58
Tinashe Bere	2015	58
16. Duane Marks	1990	56
17. Billy Granville	1993	54
18. Wyatt Smith	1988	53
19. Kyler Brown	2012	51
20. Travis Pearson	1990	50

## Most Tackles, Playing Debut

1. Brendan Dewan	12 vs. East Carolina, 2002
2. Todd DeLamielleure	10 vs. Western Carolina, 1998
Jim Scharrer	10 vs. Florida State, 2001

## Most Tackles For Loss, Game

1. Todd DeLamielleure	4.0 vs. Wake Forest, 1998
2. Chris Combs	3.0 vs. Wake Forest, 1996
Ryan Fowler	3.0 vs. Florida State, 2000
Ryan Fowler	3.0 vs. Maryland, 2000
Jim Scharrer	3.0 vs. North Carolina, 2001
Brendan Dewan	3.0 vs. East Carolina, 2003
Michael Tauiiliili	3.0 vs. North Carolina, 2005
Tinashe Bere	3.0 vs. Virginia, 2015

## Most Tackles For Loss, Season

1. Ryan Fowler	2000	13.0
2. Travis Pearson	1990	12.0
3. Chris Combs	1996	11.0
4. Michael Tauiiliili	2005	10.0
5. Todd DeLamielleure	1998	8.0
Vince Oghobaase	2006	8.0
7. Jim Scharrer	2001	7.0
8. Brendan Dewan	2002	6.5
Wesley Oglesby	2007	6.5

## Most Sacks, Game

1. Travis Pearson	2.0 vs. Maryland, 1990
Chris Combs	2.0 vs. Georgia Tech, 1996
Chris Combs	2.0 vs. N.C. State, 1996
Chris Combs	2.0 vs. Wake Forest, 1996
Todd DeLamielleure	2.0 vs. Wake Forest, 1998
Ryan Fowler	2.0 vs. Florida State, 2000

## Most Sacks, Season

1. Chris Combs	1996	8.0
2. Ryan Fowler	2000	7.0

## Most QB Pressures, Game

1. Wesley Oglesby	4 vs. Northwestern, 2007
2. Kelby Brown	3 vs. Navy, 2010

## Most QB Pressures, Season

1. Todd DeLamielleure	1998	11
2. Wesley Oglesby	2007	7
3. Chris Combs	1996	6
4. Kelby Brown	2010	5
Ben Humphreys	2015	5

## Most Interceptions, Game

1. John Talley	2 vs. Clemson, 2007
Ross Cockrell	2 vs. Virginia, 2010
DeVon Edwards	2 vs. N.C. State, 2013
Breon Borders	2 vs. Florida State, 2013

## Most Interceptions, Season

1. Breon Borders	2013	4
2. Wyatt Smith	1988	3
Ross Cockrell	2010	3

## Most Pass Breakups, Game

1. Fonda Williams	4 vs. N.C. State, 1985
2. Quinton McCracken	3 vs. Maryland, 1988
Bryon Fields	3 vs. Virginia Tech, 2013

## Most Pass Breakups, Season

1. Wyatt Smith	1988	13
2. Fonda Williams	1985	11

## Most Total Passes Defended, Game (INT-PBU)

1. Fonda Williams (0-4)	4 vs. N.C. State, 1985
-------------------------	------------------------

## Most Total Passes Defended, Season (INT-PBU)

1. Wyatt Smith (3-13)	1988	16
2. Fonda Williams (1-11)	1985	12
Breon Borders (4-8)	2013	12
4. Ross Cockrell (3-7)	2010	10

## Most Caused Fumbles, Season

1. Michael Tauiiliili	2005	3
-----------------------	------	---

## Most Fumble Recoveries, Game

1. Dwayne Norman	2 vs. Florida State, 2012
------------------	---------------------------

## Most Fumble Recoveries, Season

1. Kelby Brown	2010	4
----------------	------	---



# TEAM SINGLE-GAME RECORDS

## Most Offensive Plays

1. 100 vs. Northwestern, 1998

## Most Offensive Yards

1. 728 vs. Davidson, 1941  
 2. 706 vs. Wake Forest, 1982  
 3. 661 vs. Texas A&M, 2013  
 4. 656 vs. North Carolina, 1989  
 5. 655 vs. N.C. Central, 2015  
 6. 653 vs. Western Carolina, 1990  
 7. 621 vs. Virginia, 1982

## Highest Yards Per Play Average

1. 9.39 (54-507) vs. Richmond, 1944

## Most Total First Downs

1. 38 vs. Georgia Tech, 1987

## Most First Downs By Rush

1. 25 vs. Virginia, 1957

## Most First Downs By Pass

1. 23 vs. N.C. State, 1987  
 23 vs. Georgia Tech, 1997

## Most First Downs By Penalty

1. 8 vs. Miami, 2015

## Most Pass Attempts

1. 63 vs. Wake Forest, 1980  
 63 vs. Stanford, 2012

## Most Pass Completions

1. 43 vs. Boston College, 2011  
 2. 42 vs. Stanford, 2012  
 3. 41 vs. Georgia Tech, 1997

## Most Passing Yards

1. 489 vs. Georgia Tech, 1997  
 2. 482 vs. Wake Forest, 1980  
 3. 479 vs. North Carolina, 1989  
 4. 475 vs. Wake Forest, 1988  
 5. 459 vs. N.C. State, 2009

## Highest Pass Competition Pct. (15 att.)

1. .938 (15-16) vs. Georgia Tech, 1960

## Highest Yards Per Comp. Avg. (15 att.)

1. 21.58 (19-410) vs. The Citadel, 1988

## Most Rushing Attempts

1. 84 vs. N.C. State, 1956

## Most Rushing Yards

1. 614 vs. Davidson, 1941  
 2. 521 vs. N.C. State, 1943  
 3. 448 vs. Davidson, 1940  
 4. 445 vs. South Carolina, 1935  
 5. 444 vs. Richmond, 1943

## Highest Yards Per Rushing Attempt Average

1. 9.48 (29-275) vs. Wake Forest, 1945

## Most Passing Touchdowns

1. 6 vs. Georgia Tech, 1987

## Most Rushing Touchdowns

1. 11 vs. N.C. State, 1943

## Most PATs

1. 9 vs. N.C. State, 1943

## Most PAT Attempts

1. 11 vs. N.C. State, 1943

## Most Field Goals

1. 6 vs. Clemson, 1976

## Most Field Goal Attempts

1. 7 vs. Clemson, 1976  
 7 vs. N.C. State, 1994

## Most Pass Interceptions Thrown

1. 7 vs. Navy, 1954  
 7 vs. Maryland, 1998

## Most Fumbles

1. 9 vs. N.C. State, 1986

## Most Fumbles Lost

1. 6 vs. SMU, 1956  
 6 vs. Clemson, 1965  
 6 vs. Clemson, 1968  
 6 vs. N.C. State, 1986

## Most Penalties

1. 20 vs. Clemson, 1969

## Most Penalty Yards

1. 201 vs. Clemson, 1969

## Most Punts

1. 21 vs. Pittsburgh, 1938

## Most Punting Yards

1. 788 vs. Pittsburgh, 1938

## Most Punt Returns

1. 10 vs. Colgate, 1938  
 10 vs. Georgia Tech, 1938

## Most Punt Return Yards

1. 194 vs. Richmond, 1946

## Highest Punt Return Average

1. 27.71 (7-194) vs. Richmond, 1946

## Most Kickoff Returns

1. 10 vs. Georgia Tech, 1966  
 10 vs. Notre Dame, 1966

## Most Kickoff Return Yards

1. 276 vs. N.C. State, 1992

## Highest Kickoff Return Average

1. 57.67 (3-173) vs. Wake Forest, 1999

## Fewest Total Yards Allowed

1. -6 (-49 r, 43 p) vs. N.C. State, 1943  
 -6 (-16 r, 10 p) vs. South Carolina, 1945

## Fewest Rushing Attempts Allowed

1. 13 vs. Richmond, 1944

## Fewest Rushing Yards Allowed

1. -49 vs. N.C. State, 1943

## Fewest Pass Completions Allowed

1. 0, many times; last vs. Ga. Tech, 1977

## Fewest Passing Yards Allowed

1. -1 vs. Wake Forest, 1973

## Most Interceptions

1. 8 vs. North Carolina, 1933

## Most Interception Return Yards

1. 158 vs. Clemson, 1980

## Most Fumbles Recovered

1. 8 vs. Wake Forest, 1956

## Most Points, Game

1. 96 vs. Furman, 1891  
 2. 75 vs. N.C. State, 1943  
 3. 72 vs. Richmond, 1927  
 4. 70 vs. Tennessee, 1893  
 5. 68 vs. Guilford, 1923

## Most Points, Quarter

1. 34 vs. Wake Forest, 1937  
 34 vs. Wake Forest, 1999  
 3. 32 vs. Pennsylvania, 1954  
 4. 30 vs. FIU, 2012  
 5. 28 vs. Wake Forest, 1941  
 28 vs. Virginia, 1961  
 28 vs. Wake Forest, 2001

## Most Points, Half

1. 46 vs. Bogue Field, 1945  
 46 vs. Richmond, 1949  
 3. 45 vs. Pennsylvania, 1954  
 4. 43 vs. N.C. State, 1952  
 5. 41 vs. N.C. State, 1943  
 41 vs. Wake Forest, 1999

## Most Points Allowed, Game

1. 70 by Florida State, 1995  
 2. 66 by North Carolina, 2015  
 3. 64 by Notre Dame, 1966  
 64 by Navy, 1996  
 5. 63 by Florida State, 2000  
 6. 62 by Florida State, 1998  
 7. 59 six times; last by Clemson, 2001

## Most Points Allowed, Quarter

1. 35 by North Carolina, 2000  
 2. 32 by Florida State, 1994  
 3. 31 by Florida State, 2001  
 4. 29 by Maryland, 11982  
 5. 28, eight times  
 last by Alabama, 2010

## Most Points Allowed, Half

1. 54 by Florida State, 1995  
 2. 52 by North Carolina, 2000  
 3. 49 by N.C. State, 2001  
 4. 45 by Alabama, 2010  
 5. 44 by Florida State, 1999

# SCORING SUPERLATIVES

## Duke

### Most Points, Loss

1. 55 vs. Pittsburgh (58), 2013  
 2. 48 vs. Wake Forest (54), 2010  
 48 vs. Texas A&M (52), 2013  
 4. 45 vs. N.C. State (47), 1987  
 45 vs. Miami (52), 2012  
 6. 44 vs. North Carolina (45), 2006  
 7. 43 vs. Navy (46), 2007  
 8. 40 vs. North Carolina (41), 1994

### Most Points, Loss, Home

1. 55 vs. Pittsburgh (58), 2013  
 2. 45 vs. N.C. State (47), 1987  
 45 vs. Miami (52), 2012  
 4. 44 vs. North Carolina (45), 2006  
 5. 40 vs. North Carolina (41), 1994

### Most Points, Loss, Away

1. 48 vs. Wake Forest (54), 2010  
 2. 43 vs. Navy (46), 2007  
 3. 38 vs. North Carolina (39), 1976  
 38 vs. Rutgers (39), 1993

### Fewest Points, Win

1. 3 vs. Wake Forest (0), 1922  
 3 vs. Wake Forest (0), 1978  
 3. 6 twelve times; last vs. Army, 1964

### Fewest Points, Win, Home

1. 3 vs. Wake Forest (0), 1978  
 2. 6, seven times, last vs. NC, 1961

### Fewest Points, Win, Away

1. 6 vs. North Carolina (4), 1891  
 6 vs. Elon (0), 1925  
 6 vs. Wofford (0), 1925  
 6 vs. Washington & Lee (0), 1931  
 6 vs. Army (0), 1964

## Opponent

### Most Points, Loss

1. 48 by Virginia (55), 2010  
 48 by Pittsburgh<sup>20T</sup> (51), 2014  
 3. 41 by Indiana (44), 2015  
 4. 38 by South Carolina (42), 1970  
 5. 36 by Wake Forest (38), 1986  
 6. 35 by Wake Forest (52), 1989  
 35 by Wake Forest (48), 1999

### Most Points, Loss, Home

1. 48 by Pittsburgh<sup>20T</sup> (51), 2014  
 2. 36 by Wake Forest (38), 1986  
 3. 35 by Wake Forest (48), 1999  
 4. 34 by Virginia (38), 1988

### Most Points, Loss, Away

1. 48 by Virginia (55), 2010  
 2. 38 by South Carolina (42), 1970  
 3. 35 by Wake Forest (52), 1989

### Fewest Points, Win

1. 3 by Clemson (2), 1965  
 3 by Clemson (0), 1971  
 3. 6, nine times, last by Clemson (0), 1959

### Fewest Points, Win, Home

1. 3 by Clemson (2), 1965

### Fewest Points, Win, Away

1. 6, nine times, last by Clemson (0), 1959

## ANNUAL LEADERS

## Passing Yards

Year	Name	Cmp	Att	INT	TD	Yards
1938	Eric Tipton (Sr.)	22	51	2	0	269
1939	Wes McAfee (Jr.)	23	46	0	0	306
1940	Frank Swiger (Sr.)	22	38	0	0	357
1941	Tom Davis (So.)	37	74	0	0	506
1942	Tom Davis (Jr.)	15	42	0	0	179
1943	Buddy Luper (Jr.)	14	36	3	0	351
1944	Tom Davis (Sr.)	10	21	3	0	153
1945	George Clark (So.)	15	20	2	0	275
1946	George Clark (Jr.)	13	38	6	0	190
1947	Fred Folger (Jr.)	28	65	9	0	383
1948	Fred Folger (Sr.)	27	70	4	2	457
1949	Billy Cox (Jr.)	59	118	7	4	779
1950	Billy Cox (Sr.)	108	206	15	8	1,428
1951	Jerry Barger (Fr.)	31	64	10	1	366
1952	Worth Lutz (So.)	42	79	2	9	533
1953	Jerry Barger (Jr.)	21	38	5	4	353
1954	Jerry Barger (Sr.)	39	67	9	5	603
1955	Sonny Jurgensen (Jr.)	37	69	7	3	536
1956	Sonny Jurgensen (Sr.)	28	59	6	2	371
1957	Bob Brodhead (Jr.)	30	62	7	4	392
1958	Bob Brodhead (Sr.)	53	111	9	3	651
1959	George Harris (Sr.)	27	65	5	2	381
1960	Don Altman (Jr.)	80	119	6	3	635
1961	Walt Rappold (Jr.)	54	96	5	7	657
1962	Walt Rappold (Sr.)	57	113	11	2	696
1963	Scotty Glacken (So.)	101	201	8	12	1,265
1964	<sup>ACC</sup> Scotty Glacken (Jr.)	104	192	9	7	1,178
1965	Todd Orvald (Jr.)	63	105	7	7	850
1966	Al Woodall (Jr.)	39	71	4	2	482
1967	Al Woodall (Sr.)	79	150	9	2	1,019
1968	<sup>ACC</sup> Leo Hart (So.)	162	301	11	11	2,238
1969	<sup>ACC</sup> Leo Hart (Jr.)	145	268	9	5	1,642
1970	<sup>ACC</sup> Leo Hart (Sr.)	179	308	12	7	2,236
1971	Dennis Satyshur (Sr.)	41	84	8	2	631
1972	Mark Johnson (So.)	30	69	7	1	380
1973	Mark Johnson (Jr.)	38	91	11	3	497
1974	Hal Spears (Jr.)	79	141	6	5	1,132
1975	Bob Corbett (Sr.)	81	131	6	3	1,063
1976	Mike Dunn (So.)	90	168	11	2	1,078
1977	Mike Dunn (Jr.)	102	191	9	7	1,239
1978	Mike Dunn (Sr.)	65	144	8	2	668
1979	Stanley Driskell (Sr.)	54	145	11	4	721
1980	Ben Bennett (Fr.)	174	330	25	11	2,050
1981	Ben Bennett (Sr.)	110	202	8	7	1,445
1982	<sup>ACC</sup> Ben Bennett (Jr.)	236	374	12	20	3,033
1983	Ben Bennett (Sr.)	300	469	12	17	3,086
1984	Steve Slayden (Fr.)	113	202	9	4	1,229
1985	Steve Slayden (So.)	173	294	13	10	1,937
1986	Steve Slayden (Jr.)	183	313	15	14	1,914
1987	Steve Slayden (Sr.)	230	395	16	20	2,924
1988	<sup>ACC</sup> Anthony Dilweg (Sr.)	287	484	18	24	3,824
1989	'Billy Ray (Jr.)	174	274	14	15	2,035
1990	Dave Brown (Jr.)	129	245	12	8	1,444
1991	Dave Brown (Sr.)	230	437	15	20	2,794
1992	Spence Fischer (Fr.)	113	197	10	8	1,505
1993	Spence Fischer (So.)	213	388	14	12	2,561
1994	Spence Fischer (Jr.)	204	346	8	16	2,285
1995	Spence Fischer (Sr.)	256	438	14	12	2,668
1996	David Green (Jr.)	88	165	3	4	958
1997	Bobby Campbell (Fr.)	85	176	10	2	925
1998	Bobby Campbell (So.)	101	206	8	6	1,199
1999	Spencer Romine (Jr.)	123	243	13	6	1,638
2000	D. Bryant (So.)	129	258	10	5	1,448
2001	D. Bryant (Jr.)	187	384	17	11	2,454
2002	Adam Smith (So.)	174	308	9	12	2,031
2003	Mike Schneider (Fr.)	97	208	6	4	1,220
2004	Mike Schneider (So.)	150	253	7	8	1,527
2005	Zack Asack (Fr.)	90	180	8	5	966
2006	Thaddeus Lewis (Fr.)	180	340	16	11	2,134
2007	Thaddeus Lewis (So.)	190	360	10	21	2,430
2008	Thaddeus Lewis (Jr.)	224	361	6	15	2,171
2009	<sup>ACC</sup> Thaddeus Lewis (Sr.)	274	449	8	20	3,330
2010	Sean Renfree (So.)	285	464	17	14	3,131
2011	Sean Renfree (Jr.)	282	434	11	14	2,891
2012	Sean Renfree (Sr.)	297	441	10	19	3,113
2013	Anthony Boone (Jr.)	206	322	13	13	2,260
2014	Anthony Boone (Sr.)	255	453	8	19	2,700
2015	Thomas Sirk (Jr.)	241	427	8	16	2,625

## Rushing Yards

Year	Name	Att	Yds	TD	Avg
1938	Bob O'Mara (Sr.)	162	703	-	4.34
1939	George McAfee (Sr.)	96	596	-	6.21
1940	Jasper Davis (Sr.)	90	591	-	6.57
1941	Tom Davis (So.)	108	569	-	5.27
1942	Buddy Luper (Jr.)	101	454	-	4.50
1943	Buddy Luper (Sr.)	76	520	-	6.84
1944	George Clark (Fr.)	89	528	-	6.93
1945	George Clark (So.)	64	530	-	8.28
1946	Leo Long (Sr.)	129	371	-	2.88
1947	Fred Folger (Jr.)	93	304	-	3.27
1948	Jack Mounie (So.)	91	322	3	3.54
1949	Billy Cox (Jr.)	154	489	10	3.18
1950	Billy Cox (Sr.)	191	567	3	2.97
1951	Charlie Smith (Jr.)	95	493	7	5.19
1952	Red Smith (Jr.)	79	414	5	5.24
1953	Lloyd Caudle (Sr.)	104	510	7	4.90
1954	Bob Pascal (Jr.)	107	561	9	5.24
1955	Bob Pascal (Sr.)	156	750	8	4.81
1956	Hal McElhaney (Jr.)	90	449	1	4.99
1957	Wray Carlton (Jr.)	158	833	8	5.27
1958	Wray Carlton (Sr.)	164	636	6	3.88
1959	Joel Arrington (So.)	92	444	3	4.83
1960	Mark Leggett (So.)	92	444	3	4.83
1961	Mark Leggett (Jr.)	86	318	1	3.70
1962	Mark Leggett (Sr.)	114	478	4	4.19
1963	Jay Wilkinson (Sr.)	117	631	7	5.39
1964	Mike Curtis (Sr.)	121	497	4	4.11
1965	Jay Calabrese (So.)	154	658	9	4.27
1966	Jay Calabrese (Jr.)	175	580	10	3.31
1967	Jay Calabrese (Sr.)	136	563	5	4.14
1968	Phil Asack (So.)	168	690	8	4.11
1969	Bob Zwirko (So.)	94	504	4	5.36
1970	Steve Jones (So.)	203	854	8	4.21
1971	Steve Jones (Jr.)	193	861	6	4.46
1972	<sup>ACC</sup> Steve Jones (Sr.)	287	1,236	6	4.31
1973	Tony Benjamin (Fr.)	114	572	1	5.02
1974	Art Gore (So.)	125	627	4	5.02
1975	Tony Benjamin (Jr.)	136	674	6	5.96
1976	Mike Dunn (So.)	176	757	12	4.30
1977	Stanley Broadie (Fr.)	132	579	5	4.39
1978	Greg Rhett (Jr.)	85	453	5	5.33
1979	Greg Rhett (Sr.)	121	427	2	3.53
1980	Greg Boone (So.)	94	380	1	4.04
1981	Mike Grayson (So.)	179	744	1	4.16
1982	Mike Grayson (Jr.)	136	693	5	5.10
1983	Mike Grayson (Sr.)	181	785	8	4.34
1984	Julius Grantham (So.)	110	395	1	3.59
1985	Tracy Smith (Jr.)	122	455	5	3.73
1986	Julius Grantham (Sr.)	158	677	1	4.29
1987	Roger Boone (So.)	137	550	4	4.02
1988	Roger Boone (Jr.)	185	836	7	4.52
1989	Randy Cuthbert (So.)	187	1,023	10	5.47
1990	Randy Cuthbert (Jr.)	136	595	4	4.38
1991	Chris Brown (Sr.)	83	320	0	3.86
1992	Randy Cuthbert (Sr.)	227	1,031	6	4.54
1993	David Lowman (Jr.)	110	439	5	3.99
1994	<sup>ACC</sup> Robert Baldwin (Sr.)	276	1,187	12	4.30
1995	Laymarr Marshall (So.)	188	708	13	3.77
1996	Letavious Wilks (Fr.)	116	554	2	4.78
1997	Laymarr Marshall (Sr.)	70	359	3	5.13
1998	B.J. Hill (Fr.)	192	798	2	4.16
1999	Letavious Wilks (Sr.)	95	334	3	3.52
2000	Chris Douglas (Fr.)	110	503	6	4.57
2001	Chris Douglas (So.)	218	841	7	3.86
2002	Alex Wade (Jr.)	201	979	4	4.87
2003	Chris Douglas (Sr.)	236	1,138	6	4.82
2004	Cedric Dargan (Jr.)	125	462	1	3.70
2005	Justin Boyle (So.)	134	458	9	3.42
2006	Re'quan Boyette (So.)	87	388	2	4.46
2007	Re'quan Boyette (Jr.)	104	432	2	4.15
2008	Jay Hollingsworth (Fr.)	108	399	1	3.69
2009	Desmond Scott (Fr.)	70	262	1	3.74
2010	Desmond Scott (So.)	120	530	3	4.42
2011	Juwan Thompson (So.)	110	472	7	4.29
2012	Jela Duncan (Fr.)	109	553	4	5.07
2013	Josh Snead (Jr.)	107	651	2	6.08
2014	Shaquille Powell (Jr.)	134	618	2	4.61
2015	Thomas Sirk (Jr.)	163	803	8	4.93

## Pass Receptions

Year	Name	Rec	Yds	TD	Avg
1938	James Marion (Sr.)	7	62	-	8.86
1939	George McAfee (Sr.)	10	229	-	22.90
1940	Steve Lach (Jr.)	26	335	-	12.89
1941	Steve Lach (Sr.)	22	366	-	16.64
1942	Gordon Carver (So.)	7	152	-	21.71
1943	Lamar Blount (Sr.)	6	227	-	37.83
1944	Gordon Carver (Jr.)	13	252	-	19.39
1945	Gordon Carver (Sr.)	7	140	-	20.00
1946	Buddy Mulligan (Jr.)	8	156	-	19.50
1947	Buddy Mulligan (Sr.)	13	176	0	13.54
1948	Tom Hughes (Jr.)	15	237	2	15.80
1949	Tom Hughes (Sr.)	25	329	0	13.16
1950	Corren Youmans (Sr.)	40	446	1	11.15
1951	Howard Pitt (So.)	17	187	0	11.00
1952	Howard Pitt (Jr.)	20	277	6	13.85
1953	Howard Pitt (Sr.)	14	189	0	13.50
1954	Buddy Bass (So.)	10	152	1	15.20
1955	Sonny Sorrell (Sr.)	12	153	1	12.75
1956	Buddy Bass (Sr.)	9	136	1	15.11
1957	George Dutrow (Jr.)	10	100	2	10.00
1958	Wray Carlton (Sr.)	17	189	2	11.12
1959	Joel Arrington (So.)	13	124	1	9.54
1960	<sup>ACC</sup> Tee Moorman (Sr.)	54	476	3	8.82
1961	Stan Crisson (So.)	20	241	2	12.05
1962	Stan Crisson (Jr.)	30	307	1	10.23
1963	<sup>ACC</sup> Stan Crisson (Sr.)	48	559	7	11.65
1964	James Scott (Sr.)	29	388	1	13.38
1965	Chuck Drulis (Sr.)	39	390	2	10.00
1966	Dave Dunaway (Sr.)	43	614	3	14.28
1967	Jim Dearth (So.)	20	284	0	14.20
1968	<sup>ACC</sup> Henley Carter (Sr.)	65	892	2	13.72
1969	Marcel Courtllet (Sr.)	45	489	2	10.87
1970	<sup>ACC</sup> Wes Chesson (Sr.)	74	1,080	3	14.60
1971	Dan Phelan (Sr.)	17	273	0	16.06
1972	Mark Landon (So.)	16	206	1	12.80
1973	Ben Fordham (Jr.)	30	438	0	14.60
1974	Troy Slade (Jr.)	31	489	2	15.77
1975	Troy Slade (Sr.)	43	654	0	15.21
1976	<sup>ACC</sup> Tom Hall (Jr.)	44	594	1	13.50
1977	Tom Hall (Sr.)	33	418	1	12.67
1978	Derrick Lewis (So.)	20	365	1	18.25
1979	Ron Fredrick (So.)	28	395	3	14.11
1980	Marvin Brown (Sr.)	34	451	1	13.27
1981	Cedric Jones (Sr.)	42	832	10	19.81
1982	<sup>ACC</sup> Mark Militello (Jr.)	52	725	2	13.94
1983	<sup>ACC</sup> Mike Grayson (Sr.)	66	582	2	8.82
1984	Chuck Herring (Jr.)	37	627	0	16.95
1985	Doug Green (So.)	51	804	8	15.77
1986	Doug Green (Jr.)	46	608	6	13.23
1987	<sup>ACC</sup> Roger Boone (So.)	62	587	0	9.47
1988	<sup>ACC</sup> Roger Boone (Jr.)	73	630	2	8.63
1989	Clarkston Hines (Sr.)	61	1,149	17	18.84
1990	Randy Cuthbert (So.)	46	374	1	8.13
1991	Chris Brown (Sr.)	38	302	3	7.95
1992	Randy Cuthbert (Sr.)	37	345	1	9.32
1993	Stanley Dorsey (Sr.)	44	678	4	15.41
1994	Bill Khayat (Jr.)	49	562	2	11.47
1995	Marc Wilson (Jr.)	47	531	2	11.30
1996	Corey Thomas (Jr.)	38	527	4	13.87
1997	Scottie Montgomery (So.)	51	633	4	12.41
1998	Scottie Montgomery (Jr.)	60	793	3	13.22
1999	Scottie Montgomery (Sr.)	51	819	5	16.06
2000	Mike Hart (Jr.)	31	540	0	17.42
2001	Ben Erdeljac (Sr.)	42	684	1	16.29
2002	Khary Sharpe (So.)	30	458	6	15.27
2003	Reggie Love (Sr.)	27	290	4	10.74
2004	Ben Patrick (So.)	32	311	1	9.72
2005	Ben Patrick (Jr.)	30	252	0	8.40
2006	Jomar Wright (Jr.)	40	561	2	14.03
2007	Jomar Wright (Sr.)	56	599	5	10.70
2008	Eron Riley (Sr.)	61	693	8	11.36
2009	<sup>ACC</sup> Donovan Varner (So.)	65	1,047	8	16.11
2010	<sup>ACC</sup> Conner Vernon (So.)	73	973	4	13.33
2011	Conner Vernon (Jr.)	70	956	6	13.66
2012	Conner Vernon (Sr.)	85	1,074	8	12.64
2013	Jamison Crowder (Jr.)	108	1,360	8	12.59
2014	Jamison Crowder (Sr.)	85	1,044	6	12.28
2015	Max McCafrey (Sr.)	52	643	5	12.37

## Receiving Yards

Year	Name	Rec	Yds	TD	Avg
1938	James Marion (Sr.)	7	62	-	8.86
1939	George McAfee (Sr.)	10	229	-	22.90
1940	Steve Lach (Jr.)	26	335	-	12.89
1941	Steve Lach (Sr.)	22	366	-	16.64
1942	Gordon Carver (So.)	7	152	-	21.71
1943	Lamar Blount (Sr.)	6	227	-	37.83
1944	Gordon Carver (Jr.)	13	252	-	19.39
1945	Gordon Carver (Sr.)	7	140	-	20.00
1946	Buddy Mulligan (Jr.)	8	156	-	19.50
1947	Buddy Mulligan (Sr.)	13	176	0	13.54
1948	Tom Hughes (Jr.)	15	237	2	15.80
1949	Tom Hughes (Sr.)	25	329	0	13.16
1950	Corren Youmans (Sr.)	40	446	1	11.14
1951	Blaine Earon (Sr.)	11	193	2	17.55
1952	Howard Pitt (Jr.)	20	277	6	13.85
1953	Howard Pitt (Sr.)	14	189	0	13.50
1954	Ed Post (Jr.)	8	203	2	25.38
1955	Bernie Blaney (Jr.)	8	169	3	21.13
1956	Buddy Bass (Sr.)	9	136	1	15.11
1957	Wray Carlton (Jr.)	8	174	2	21.75
1958	Wray Carlton (Sr.)	17	189	2	11.12
1959	Joel Arrington (So.)	13	124	1	9.54
1960	<sup>ACC</sup> Tee Moorman (Sr.)	54	476	3	8.82
1961	Stan Crisson (So.)	20	241	2	12.05
1962	Stan Crisson (Jr.)	30	307	1	10.23
1963	<sup>ACC</sup> Stan Crisson (Sr.)	48	559	7	11.65
1964	James Scott (Sr.)	29	388	1	13.38
1965	Dave Dunaway (Jr.)	21	393	5	18.71
1966	<sup>ACC</sup> Dave Dunaway (Sr.)	43	614	3	14.28
1967	Jim Dearth (So.)	20	284	0	14.20
1968	<sup>ACC</sup> Henley Carter (Sr.)	65	892	2	13.72
1969	Wes Chesson (Jr.)	43	525	3	12.21
1970	<sup>ACC</sup> Wes Chesson (Sr.)	74	1,080	3	14.60
1971	Dan Phelan (Sr.)	17	273	0	16.06
1972	Mark Landon (So.)	16	206	1	12.88
1973	Ben Fordham (Jr.)	30	438	0	14.60
1974	Troy Slade (Jr.)	31	489	2	15.77
1975	<sup>ACC</sup> Troy Slade (Sr.)	43	654	0	15.21
1976	<sup>ACC</sup> Tom Hall (Jr.)	44	594	1	13.50
1977	Tom Hall (Sr.)	33	418	1	12.67
1978	Derrick Lewis (So.)	20	365	1	18.25
1979	Ron Fredrick (So.)	28	395	3	14.11
1980	Marvin Brown (Sr.)	34	451	1	13.27
1981	<sup>ACC</sup> Cedric Jones (Sr.)	42	832	10	19.81
1982	<sup>ACC</sup> Chris Castor (Sr.)	46	952	13	20.70
1983	Mark Militello (Sr.)	63	682	3	10.83
1984	Chuck Herring (Jr.)	37	627	0	16.95
1985	<sup>ACC</sup> Doug Green (So.)	51	804	8	15.77
1986	Doug Green (Jr.)	46	608	6	13.23
1987	<sup>ACC</sup> Clarkston Hines (So.)	57	1,093	11	19.18
1988	<sup>ACC</sup> Clarkston Hines (Jr.)	68	1,067	10	15.69
1989	<sup>ACC</sup> Clarkston Hines (Sr.)	61	1,149	17	18.84
1990	Marc Mays (Jr.)	35	457	2	13.06
1991	Walter Jones (Sr.)	31	518	6	16.71
1992	Brad Breedlove (Jr.)	29	479	2	16.52
1993	Stanley Dorsey (Sr.)	44	678	4	15.41
1994	Bill Khayat (Jr.)	49	562	2	11.47
1995	Marc Wilson (Jr.)	47	531	2	11.30
1996	Corey Thomas (Jr.)	38	527	4	13.87
1997	Corey Thomas (Sr.)	45	707	7	15.71
1998	Scottie Montgomery (Jr.)	60	793	3	13.22
1999	Scottie Montgomery (Sr.)	51	819	5	16.06
2000	Mike Hart (Jr.)	31	540	0	17.42
2001	Ben Erdeljac (Sr.)	42	684	1	16.29
2002	Khary Sharpe (So.)	30	458	6	15.27
2003	Reggie Love (Sr.)	27	290	4	10.74
2004	Jonar Wright (Fr.)	18	323	1	17.94
2005	Ben Patrick (Jr.)	30	252	0	8.40
2006	Eron Riley (So.)	32	643	3	20.09
2007	Eron Riley (Jr.)	40	830	9	20.75
2008	Eron Riley (Sr.)	61	693	8	11.36
2009	Donovan Varner (So.)	65	1,047	8	16.11
2010	Conner Vernon (So.)	73	973	4	13.33
2011	Conner Vernon (Jr.)	70	956	6	13.66
2012	Jamison Crowder (So.)	76	1,074	8	14.13
	Conner Vernon (Sr.)	85	1,074	8	12.64
2013	Jamison Crowder (Jr.)	108	1,360	8	12.59
2014	Jamison Crowder (Sr.)	85	1,044	6	12.28
2015	Max McCafrey (Sr.)	52	643	5	12.37

## Total Offensive Yards

Year	Name	Rush	Pass	Total
1938	Bob O'Mara (Sr.)	703	0	703
1939	George McAfee (Sr.)	596	138	734
1940	Frank Swiger (Sr.)	256	357	613
1941	Tom Davis (So.)	569	506	1,075
1942	Tom Davis (Jr.)	417	179	596
1943	Buddy Luper (Jr.)	520	351	871
1944	George Clark (Fr.)	528	137	665
1945	George Clark (So.)	530	275	805
1946	George Clark (Jr.)	190	190	380
1947	Fred Folger (Jr.)	304	383	687
1948	Fred Folger (Sr.)	232	457	689
1949	Billy Cox (Jr.)	489	779	1,268
1950	Billy Cox (Sr.)	567	1,428	1,995
1951	Jerry Barger (Fr.)	247	366	613
1952	Worth Lutz (So.)	269	533	802
1953	Lloyd Caudle (Sr.)	510	0	510
1954	Jerry Barger (Sr.)	100	603	703
1955	<sup>ACC</sup> Bob Pascal (Sr.)	750	54	804
1956	Harold McElhaney (Jr.)	449	0	449
1957	Wray Carlton (Jr.)	833	0	833
1958	Bob Brodhead (Sr.)	39	651	690
1959	Joel Arrington (So.)	444	0	444
1960	Don Altman (Jr.)	0	635	635
1961	Gilroy Garner (Jr.)	41	549	590
1962	Walter Rappold (Sr.)	64	696	760
1963	Scotty Glacken (So.)	85	1,265	1,350
1964	Scotty Glacken (Jr.)	31	1,178	1,209
1965	Todd Orvald (Jr.)	36	850	886
1966	Jay Calabrese (Jr.)	580	0	580
1967	Al Woodall (Sr.)	169	1,019	1,188
1968	<sup>ACC</sup> Leo Hart (So.)	102	2,238	2,340
1969	<sup>ACC</sup> Leo Hart (Jr.)	-30	1,642	1,612
1970	<sup>ACC</sup> Leo Hart (Sr.)	79	2,236	2,315
1971	Steve Jones (Jr.)	861	44	905
1972	Steve Jones (Sr.)	1,236	0	1,236
1973	Mark Johnson (Jr.)	253	497	750
1974	Hal Spears (Jr.)	107	1,132	1,239
1975	Bob Corbett (Sr.)	50	1,063	1,113
1976	<sup>ACC</sup> Mike Dunn (So.)	757	1,078	1,835
1977	Mike Dunn (Jr.)	576	1,239	1,815
1978	Mike Dunn (Sr.)	193	668	861
1979	Stanley Driskell (Sr.)	190	721	911
1980	Ben Bennett (Fr.)	-210	2,050	1,840
1981	Ben Bennett (So.)	-59	1,445	1,386
1982	<sup>ACC</sup> Ben Bennett (Jr.)	-148	3,033	2,885
1983	<sup>ACC</sup> Ben Bennett (Sr.)	-136	3,086	2,950
1984	Steve Slayden (Fr.)	-78	1,229	1,151
1985	Steve Slayden (So.)	82	1,937	2,019
1986	Steve Slayden (Jr.)	77	1,914	1,991
1987	<sup>ACC</sup> Steve Slayden (Sr.)	44	2,924	2,968
1988	<sup>ACC</sup> Anthony Dilweg (Sr.)	-111	3,824	3,713
1989	Billy Ray (Jr.)	115	2,035	2,150
1990	Dave Brown (Jr.)	123	1,444	1,567
1991	<sup>ACC</sup> Dave Brown (Sr.)	57	2,794	2,851
1992	Spence Fischer (Fr.)	-58	1,505	1,447
1993	Spence Fischer (So.)	17	2,561	2,578
1994	Spence Fischer (Jr.)	26	2,285	2,311
1995	Spence Fischer (Sr.)	104	2,668	2,772
1996	Matt Rader (So.)	-6	905	899
1997	Bobby Campbell (Fr.)	82	925	1,007
1998	Bobby Campbell (So.)	61	1,199	1,260
1999	Spencer Romine (Jr.)	-97	1,638	1,541
2000	D. Bryant (So.)	-96	1,448	1,352
2001	D. Bryant (Jr.)	15	2,454	2,469
2002	Adam Smith (So.)	-119	2,031	1,912
2003	Mike Schneider (Fr.)	181	1,220	1,401
2004	Mike Schneider (So.)	-59	1,527	1,468
2005	Zack Asack (Fr.)	95	966	1,061
2006	Thaddeus Lewis (Fr.)	-74	2,134	2,060
2007	Thaddeus Lewis (So.)	-148	2,430	2,282
2008	Thaddeus Lewis (Jr.)	96	2,171	2,267
2009	Thaddeus Lewis (Sr.)	48	3,330	3,378
2010	Sean Renfree (So.)	-47	3,131	3,084
2011	Sean Renfree (Jr.)	-58	2,891	2,833
2012	Sean Renfree (Sr.)	-50	3,113	3,063
2013	Anthony Boone (Jr.)	214	2,260	2,474
2014	Anthony Boone (Sr.)	375	2,700	3,075
2015	Thomas Sirk (Jr.)	803	2,625	3,428

## All-Purpose Yards

Year	Name	Rush	Rec	PR	KOR	Total
1938	Bob O'Mara (Sr.)	703	0	0	0	*703
1939	George McAfee (Sr.)	596	229	365	111	1,357
1940	---					
1941	---					
1942	Buddy Luper (So.)	454	0	426	119	*1,103
1943	Buddy Luper (Jr.)	520	0	221	70	811
1944	George Clark (Fr.)	528	0	335	296	1,159
1945	George Clark (So.)	530	7	34	132	703
1946	George Clark (Jr.)	190	0	269	164	623
1947	Fred Folger (Jr.)	304	0	296	105	*870
1948	Fred Folger (Sr.)	232	0	115	59	*513
1949	Tom Powers (Jr.)	151	90	205	188	*664
1950	Tom Powers (Sr.)	192	443	41	100	*790
1951	Jack Kistler (So.)	485	6	0	176	667
1952	Charlie Smith (Sr.)	380	139	0	18	537
1953	Lloyd Caudle (Sr.)	510	94	0	76	*692
1954	Bob Pascal (Jr.)	561	58	33	49	701
1955	Bob Pascal (Sr.)	750	124	59	87	1,020
1956	Hal McElhaney (Sr.)	449	36	0	39	*580
1957	Wray Carlton (Jr.)	833	174	27	192	1,226
1958	Wray Carlton (Sr.)	636	189	43	332	*1,229
1959	Joel Arrington (So.)	444	124	71	158	797
1960	Mark Leggett (So.)	444	79	109	149	*792
1961	Jay Wilkinson (So.)	0	210	328	72	610
1962	Jay Wilkinson (Jr.)	279	65	259	219	822
1963	Jay Wilkinson (Sr.)	631	256	174	260	1,321
1964	John Gutekunst (Jr.)	35	42	95	458	*714
1965	Jay Calabrese (So.)	658	45	0	0	703
1966	Andy Beath (Jr.)	0	67	169	447	*713
1967	Frank Ryan (Sr.)	525	127	0	99	751
1968	Wes Chesson (So.)	150	794	0	90	1,034
1969	Bob Zwirko (So.)	504	20	62	407	993
1970	Wes Chesson (Sr.)	83	1,080	0	0	1,163
1971	Ernie Jackson (Sr.)	360	21	175	356	912
1972	Steve Jones (Sr.)	1,236	18	0	149	1,403
1973	Troy Slade (So.)	-16	191	440	611	1,226
1974	Troy Slade (Jr.)	-17	489	298	528	1,298
1975	Troy Slade (Sr.)	0	654	283	618	1,555
1976	Art Gore (Sr.)	742	26	0	563	1,331
1977	Stanley Broadie (Fr.)	579	84	0	115	778
1978	Greg Rhett (Jr.)	412	53	0	85	550
1979	Cedric Jones (So.)	49	382	0	542	973
1980	Ron Frederick (Jr.)	0	413	78	0	491
1981	Mike Grayson (Sr.)	744	156	0	214	1,114
1982	Mike Grayson (Jr.)	693	372	0	152	1,217
1983	Mike Grayson (Sr.)	785	582	110	22	1,499
1984	Chuck Herring (Jr.)	11	627	0	205	843
1985	Stanley Monk (So.)	431	179	0	455	1,065
1986	Julius Grantham (Sr.)	677	218	0	0	895
1987	Roger Boone (So.)	550	587	0	86	1,223
1988	Roger Boone (Jr.)	836	630	0	0	1,466
1989	Randy Cuthbert (So.)	1,023	470	0	54	1,547
1990	Randy Cuthbert (Jr.)	595	374	0	0	969
1991	Brad Breedlove (So.)	0	399	105	420	924
1992	Randy Cuthbert (Sr.)	1,031	345	0	0	1,376
1993	Stanley Dorsey (Sr.)	0	678	0	0	678
1994	Robert Baldwin (Sr.)	1,187	258	0	0	1,445
1995	Tijan Redmon (Sr.)	3	65	0	1,065	1,133
1996	Letavious Wilks (Fr.)	554	67	0	0	621
1997	Scottie Montgomery (So.)	7	633	0	596	1,236
1998	Scottie Montgomery (Jr.)	128	793	0	286	1,207
1999	Scottie Montgomery (Sr.)	15	819	144	587	1,565
2000	Chris Douglas (Fr.)	503	168	5	766	1,442
2001	Chris Douglas (So.)	841	233	0	775	1,849
2002	Alex Wade (Jr.)	979	159	0	0	1,138
2003	Chris Douglas (Sr.)	1,138	212	0	93	1,443
2004	Ronnie Drummer (Fr.)	114	72	0	386	572
2005	Ronnie Drummer (So.)	337	19	0	382	738
2006	Jabari Marshall (So.)	62	0	0	953	1,015
2007	Jabari Marshall (Jr.)	0	0	0	933	933
2008	Jabari Marshall (Sr.)	0	0	0	744	*853
2009	Donovan Varner (So.)	0	1,047	0	0	1,047
2010	Conner Vernon (So.)	40	973	0	143	1,156
2011	Jamison Crowder (Fr.)	42	163	122	814	1,141
2012	Jamison Crowder (So.)	13	1,074	66	90	1,243
2013	Jamison Crowder (Jr.)	71	1,360	401	0	1,832
2014	Jamison Crowder (Sr.)	9	1,044	280	26	1,359
2015	Thomas Sirk (Jr.)	803	3	0	0	808



## Scoring

Year	Name	TD	FG	XP1	XP2	Pts
1938	Bob O'Mara (Sr.)	5	0	0	0	30
1939	George McAfee (Sr.)	7	0	0	0	42
	Roger Robinson (Sr.)	7	0	0	0	42
1940	Steve Lach (Jr.)	5	0	0	0	30
1941	Winston Siegfried (Sr.)	14	0	2	0	86
1942	Tom Davis (Jr.)	9	0	0	0	54
1943	Robert Gantt (Jr.)	1	0	41	0	47
1944	Tom Davis (Sr.)	8	0	0	0	48
1945	George Clark (So.)	7	0	0	0	42
1946	Leo Long (Sr.)	7	0	0	0	42
1947	George Clark (Sr.)	3	0	0	0	18
1948	Five tied with	3	0	0	0	18
1949	Billy Cox (Jr.)	10	0	0	0	60
1950	Tom Powers (Sr.)	9	0	0	0	54
1951	Charlie Smith (Jr.)	7	0	0	0	42
1952	Red Smith (Jr.)	5	0	20	0	50
1953	<sup>ACC</sup> Lloyd Caudle (Sr.)	9	0	0	0	54
1954	<sup>ACC</sup> Bob Pascal (Jr.)	10	0	0	0	60
1955	Bob Pascal (Sr.)	8	0	0	0	48
1956	Ed Rushton (Jr.)	5	0	0	0	30
1957	Wray Carlton (Jr.)	10	0	14	0	74
1958	<sup>ACC</sup> Wray Carlton (Sr.)	8	0	4	2	56
1959	Jack Wilson (So.)	4	0	0	0	24
	Joel Arrington (So.)	4	0	0	0	24
1960	Dean Wright (Jr.)	5	0	0	2	34
1961	Billy Reynolds (Jr.)	0	5	16	0	31
1962	Mike Curtis (So.)	8	0	0	1	50
1963	<sup>ACC</sup> Jay Wilkinson (Sr.)	12	0	0	0	72
1964	Mike Curtis (Sr.)	4	0	0	0	24
	Chuck Drulis (Jr.)	4	0	0	0	24
1965	Jay Calabrese (So.)	9	0	0	0	54
1966	Jay Calabrese (Jr.)	10	0	0	0	60
1967	Jay Calabrese (Sr.)	5	0	0	0	30
1968	Phil Asack (So.)	8	0	0	1	50
1969	Leo Hart (Jr.)	7	0	0	0	42
1970	Steve Jones (So.)	6	0	0	0	36
1971	Ernie Jackson (Sr.)	8	0	0	0	48
1972	Steve Jones (Sr.)	6	0	0	0	36
1973	Dave Malechek (Fr.)	0	7	13	0	34
1974	Larry Martinez (Jr.)	8	0	0	0	48
1975	Vince Fusco (Jr.)	0	9	20	0	47
1976	Mike Dunn (So.)	12	0	0	4	80
1977	Scott Wolcott (Sr.)	0	10	19	0	49
1978	Greg Rhett (Jr.)	5	0	0	0	30
1979	Scott McKinney (So.)	0	7	17	0	38
1980	Scott McKinney (Jr.)	0	6	28	0	46
1981	Cedric Jones (Sr.)	10	0	0	0	60
1982	Chris Castor (Sr.)	13	0	0	0	78
1983	Mike Grayson (Sr.)	10	0	0	0	60
1984	Ken Harper (Jr.)	0	13	9	0	48
1985	Doug Green (So.)	8	0	0	0	48
1986	Doug Peterson (So.)	0	10	14	0	44
1987	Doug Peterson (Jr.)	0	15	34	0	79
1988	Doug Peterson (Sr.)	0	12	34	0	70
1989	<sup>ACC</sup> Clarkston Hines (Sr.)	17	0	0	1	104
1990	Randy Gardner (Sr.)	0	10	26	0	56
1991	Randy Gardner (Jr.)	0	7	28	0	49
1992	Randy Gardner (Sr.)	0	7	32	0	53
1993	Tom Cochran (So.)	0	9	21	0	48
1994	Robert Baldwin (Sr.)	13	0	0	0	78
1995	Laymarr Marshall (So.)	13	0	0	0	78
1996	Sims Lenhardt (Fr.)	0	9	15	0	42
1997	Sims Lenhardt (So.)	0	16	22	0	70
1998	Sims Lenhardt (Jr.)	0	16	21	0	69
1999	Sims Lenhardt (Sr.)	0	14	17	0	59
2000	Chris Douglas (Fr.)	7	0	0	0	42
2001	Chris Douglas (So.)	8	0	0	0	48
2002	Brent Garber (Jr.)	0	14	21	0	63
2003	Chris Douglas (Sr.)	6	0	0	0	36
2004	Matt Brooks (Sr.)	0	13	18	0	57
2005	Justin Boyle (So.)	9	0	0	0	54
2006	Justin Boyle (Jr.)	5	0	0	0	30
2007	Eron Riley (Jr.)	9	0	0	0	54
2008	Nick Maggio (So.)	0	11	28	0	61
2009	Will Snyderwine (So.)	0	17	24	0	75
2010	Will Snyderwine (Jr.)	0	21	32	0	95
2011	Will Snyderwine (Sr.)	0	8	28	0	52
2012	Ross Martin (Fr.)	0	20	46	0	106
2013	Ross Martin (So.)	0	13	58	0	97
2014	Ross Martin (Jr.)	0	19	50	0	107
2015	Ross Martin (Sr.)	0	26	42	0	120

## Placekicking

Year	Name	PAT	FG	Lg
1941	Thompson Prothro (Sr.)	17	-	-
1942	Robert Gantt (So.)	24	-	-
1943	Robert Gantt (Jr.)	41-46	-	-
1944	Harold Raether (Sr.)	18-27	-	-
1945	Bert Sutton (Sr.)	23-33	-	-
1946	Robert Gantt (Sr.)	13	-	-
1947	Paul Stephanz (So.)	6-9	-	-
1948	Mike Souchak (So.)	18-21	-	-
1949	Mike Souchak (Jr.)	32-38	-	-
1950	Mike Souchak (Sr.)	26-29	-	-
1951	Ray Green (Jr.)	21-30	-	-
1952	Red Smith (Jr.)	20-23	-	-
1953	Bernie Jack (Sr.)	7-8	1	-
1954	Jim Nelson (Jr.)	25-30	-	-
1955	Jim Nelson (Sr.)	21-25	0-1	-
1956	Bernie Blaney (Sr.)	10-11	0-0	-
1957	Wray Carlton (Jr.)	14-17	0-0	-
1958	Wray Carlton (Sr.)	4-7	0-1	-
1959	Arthur Browning (Sr.)	8-9	2-3	28
1960	William Reynolds (So.)	8-10	3-7	35
1961	William Reynolds (Jr.)	16-19	5-7	39
1962	William Reynolds (Sr.)	18-23	7-11	45
1963	Mike Curtis (Jr.)	11-16	2-6	-
1964	Mark Caldwell (Jr.)	10-12	4-9	-
1965	Mark Caldwell (Sr.)	19-24	1-5	40
1966	Bob Matheson (Sr.)	15-19	3-4	33
1967	Robert Riesenfeld (Sr.)	17-18	4-13	47
1968	David Pugh (So.)	13-18	2-4	42
1969	David Pugh (Jr.)	15-18	4-9	46
1970	David Pugh (Sr.)	18-20	6-10	-
1971	David Wright (Jr.)	20-22	6-13	44
1972	Hugh Bayless (So.)	8-11	1-3	18
1973	Dave Malechek (Fr.)	13-14	7-18	34
1974	Rich McInturff (Sr.)	8-12	3-8	-
1975	Vince Fusco (Jr.)	20-21	9-16	44
1976	Vince Fusco (Sr.)	16-18	12-20	57
1977	Scott Wolcott (Sr.)	19-20	10-16	43
1978	Scott McKinney (Fr.)	5-7	7-11	45
1979	Scott McKinney (So.)	17-17	7-12	42
1980	Scott McKinney (Jr.)	28-28	6-9	43
1981	Scott McKinney (Sr.)	22-23	12-20	42
1982	John Tolish (So.)	26-27	9-16	43
1983	Ken Harper (So.)	26-28	10-18	45
1984	Ken Harper (Jr.)	9-9	13-16	49
1985	Ken Harper (Sr.)	19-23	6-16	29
1986	Doug Peterson (So.)	14-18	10-13	45
1987	Doug Peterson (Jr.)	34-36	15-22	55
1988	Doug Peterson (Sr.)	34-35	12-16	44
1989	Randy Gardner (Fr.)	36-39	9-16	42
1990	Randy Gardner (So.)	26-27	10-13	47
1991	Randy Gardner (Jr.)	28-29	7-12	45
1992	Randy Gardner (Sr.)	32-32	7-16	46
1993	Tom Cochran (So.)	21-23	9-17	43
1994	Tom Cochran (Jr.)	37-40	13-22	44
1995	Tom Cochran (Sr.)	32-33	14-18	45
1996	Sims Lenhardt (Fr.)	15-18	9-15	47
1997	Sims Lenhardt (So.)	22-22	16-20	50
1998	Sims Lenhardt (Jr.)	21-21	16-22	54
1999	Sims Lenhardt (Sr.)	17-17	14-18	50
2000	Brent Garber (Fr.)	16-18	7-12	47
2001	Brent Garber (So.)	18-20	6-9	48
2002	Brent Garber (Jr.)	21-23	14-26	63
2003	Matt Brooks (Jr.)	15-17	6-9	44
	Brent Garber (Sr.)	5-5	7-12	54
2004	Matt Brooks (Sr.)	18-19	13-19	53
2005	Joe Surgan (Fr.)	15-16	6-8	49
2006	Joe Surgan (So.)	9-12	3-10	40
2007	Nick Maggio (Fr.)	13-13	2-5	40
2008	Nick Maggio (So.)	28-28	11-14	46
	Joe Surgan (Sr.)	0-0	2-4	55
2009	Will Snyderwine (So.)	24-24	17-20	51
	Nick Maggio (Jr.)	9-9	2-4	26
2010	Will Snyderwine (Jr.)	32-32	21-24	52
2011	Will Snyderwine (Sr.)	28-28	8-17	40
2012	Ross Martin (Fr.)	46-47	20-23	52
2013	Ross Martin (So.)	58-58	13-19	53
2014	Ross Martin (Jr.)	50-50	19-21	49
2015	Ross Martin (Sr.)	42-42	26-30	53

## Punting

Year	Name	No	Yds	Avg	Lg
1939	George McAfee (Sr.)	40	1,531	38.28	-
1940	Steve Lach (Jr.)	43	1,662	38.65	60
1941	Steve Lach (Sr.)	28	1,285	45.89	64
1942	Moffat Storer (Sr.)	31	1,108	35.74	-
1943	Tom Davis (Jr.)	26	882	33.92	79
1944	Tom Davis (Sr.)	36	1,350	37.50	-
1945	Gordon Carver (Sr.)	51	1,839	36.06	-
1946	Buddy Mulligan (Jr.)	49	1,694	34.57	-
1947	Fred Folger (Jr.)	68	2,913	42.84	-
1948	Fred Folger (Sr.)	49	1,980	40.41	-
1949	Billy Cox (Jr.)	51	1,865	36.57	-
1950	Billy Cox (Sr.)	50	1,802	36.04	-
1951	Red Smith (So.)	47	1,911	40.66	-
1952	Worth Lutz (So.)	39	1,501	38.49	-
1953	Jerry Barger (Jr.)	34	1,210	35.59	-
1954	Jerry Barger (Sr.)	19	559	29.42	-
1955	Bob Pascal (Sr.)	33	1,098	33.27	-
1956	George Dutrow (So.)	14	473	33.79	-
1957	George Dutrow (Jr.)	45	1,629	36.20	-
1958	George Dutrow (Sr.)	34	1,116	32.82	-
1959	Joel Arrington (So.)	44	1,403	31.89	-
1960	Randy Clark (Jr.)	42	1,520	36.19	-
1961	Randy Clark (Sr.)	47	1,727	36.75	-
1962	Robert Hawn (Sr.)	42	1,498	35.67	-
1963	Rodney Stewart (So.)	53	1,771	33.42	-
1964	Rodney Stewart (Jr.)	40	1,448	36.20	-
1965	<sup>ACC</sup> Rodney Stewart (Sr.)	41	1,743	42.51	-
1966	Dave Dunaway (Sr.)	65	2,338	35.97	58
1967	Don Baglien (So.)	51	1,846	36.20	53
1968	Wes Chesson (So.)	53	1,795	33.87	50
1969	Wes Chesson (Jr.)	64	2,405	37.58	58
1970	Wes Chesson (Sr.)	36	1,353	37.58	52
1971	Steve Jones (Jr.)	25	932	37.28	56
1972	Steve Jones (Sr.)	65	2,684	41.29	71
1973	Robert Grupp (Fr.)	37	1,399	37.81	57
1974	Robert Grupp (So.)	57	2,317	40.65	60
1975	Robert Grupp (Jr.)	40	1,722	43.05	59
1976	Robert Grupp (Sr.)	45	1,794	39.87	63
1977	Ricky Brummitt (Fr.)	30	1,072	35.73	54
1978	Ricky Brummitt (So.)	64	2,494	38.97	73
1979	Ricky Brummitt (Jr.)	82	3,064	37.37	65
1980	Ricky Brummitt (Sr.)	65	2,685	41.31	56
1981	John Tolish (Fr.)	60	2,280	38.00	57
1982	John Tolish (So.)	46	1,899	41.28	60
1983	John Tolish (Jr.)	53	2,299	43.38	64
1984	John Tolish (Sr.)	44	1,722	39.14	55
1985	Anthony Dilweg (Fr.)	54	2,178	40.33	56
1986	Anthony Dilweg (So.)	56	2,253	40.23	59
1987	Anthony Dilweg (Jr.)	50	1,909	38.18	64
1988	Anthony Dilweg (Sr.)	39	1,549	39.72	54
1989	Randy Gardner (Fr.)	21	708	33.71	50
1990	Randy Gardner (So.)	36	1,309	36.36	51
1991	Tim Davis (Jr.)	29	1,098	37.86	53
1992	Tim Davis (Sr.)	51	2,101	41.20	68
1993	John Krueger (Fr.)	50	1,966	39.32	60
1994	John Krueger (So.)	58	2,430	41.90	60
1995	John Krueger (Jr.)	62	2,517	40.60	66
1996	<sup>ACC</sup> John Krueger (Sr.)	58	2,619	45.16	67
1997	Brian Morton (Fr.)	59	2,445	41.44	58
1998	Brian Morton (So.)	73	2,952	40.44	65
1999	Brian Morton (Jr.)	73	3,125	42.81	80
2000	<sup>ACC</sup> Brian Morton (Sr.)	77	3,478	45.17	63
2001	Trey McDonald (Fr.)	60	2,304	38.40	53
2002	Trey McDonald (So.)	49	1,923	39.25	64
2003	Trey McDonald (Jr.)	55	2,236	40.66	56
2004	Trey McDonald (Sr.)	64	2,541	39.70	66
2005	Chris Sprague (Sr.)	76	3,144	41.37	64
2006	Alex Feinberg (Sr.)	63	2,366	37.56	49
2007	Kevin Jones (Fr.)	75	2,871	38.28	64
2008	Kevin Jones (So.)	71	2,899	40.83	68
2009	Kevin Jones (Jr.)	54	2,120	39.26	59
2010	Alex King (Jr.)	55	2,262	41.13	64
2011	Alex King (Sr.)	50	2,104	42.08	60
2012	<sup>ACC</sup> Will Monday (Fr.)	67	2,991	44.64	79
2013	Will Monday (So.)	69	2,945	42.68	72
2014	Will Monday (Jr.)	59	2,537	43.00	65
2015	Will Monday (Sr.)	65	2,826	43.48	78

## Punt Return Yards

Year	Name	No	Yds	Avg	TD
1938	Robert Spangler (Sr.)	34	299	8.79	0
1939	George McAfee (Sr.)	37	365	9.87	0
1940	---				
1941	---				
1942	Buddy Luper (So.)	25	426	17.04	1
1943	Buddy Luper (Jr.)	19	221	11.63	0
1944	George Clark (Fr.)	17	335	19.71	1
1945	---				
1946	George Clark (Jr.)	19	269	14.16	0
1947	Fred Folger (Jr.)	33	296	8.97	0
1948	Billy Cox (So.)	11	120	10.91	0
1949	Noyes Powers (Jr.)	16	205	12.81	0
1950	George Grune (Jr.)	21	136	6.48	0
1951	George Grune (Sr.)	22	158	7.18	0
1952	Richard Sommers (Sr.)	31	228	7.36	1
1953	Jerry Barger (Jr.)	19	222	11.68	0
1954	Bob Pascal (Jr.)	6	33	5.50	0
1955	Dale Boyd (Sr.)	11	52	4.73	0
1956	Robert Brodhead (Jr.)	5	41	8.20	0
1957	George Dutrow (Jr.)	6	45	7.50	0
1958	Bunny Bell (Jr.)	11	127	11.55	1
1959	Joel Arrington (So.)	6	71	11.83	0
1960	Mark Leggett (So.)	10	136	13.60	0
1961	<sup>ACC</sup> Jay Wilkinson (So.)	22	328	14.91	2
1962	<sup>ACC</sup> Jay Wilkinson (Jr.)	28	259	9.25	0
1963	Jay Wilkinson (Sr.)	15	174	11.60	1
1964	John Gutekunst (Jr.)	20	95	4.75	0
1965	John Gutekunst (Sr.)	22	145	6.59	0
1966	Andy Beath (Jr.)	18	169	9.39	1
1967	Robert Hepler (So.)	16	152	9.50	0
1968	Larry Davis (Sr.)	8	77	9.63	0
1969	Rich Searl (So.)	13	115	8.85	0
1970	Rich Searl (Jr.)	27	222	8.22	0
1971	Ernie Jackson (Sr.)	18	175	9.72	1
1972	Bill Hanenberg (Sr.)	35	392	11.20	0
1973	<sup>ACC</sup> Troy Slade (So.)	39	440	11.28	1
1974	Troy Slade (Jr.)	39	298	7.64	0
1975	<sup>ACC</sup> Troy Slade (Sr.)	23	283	12.30	0
1976	Earl Cook (Sr.)	17	91	5.35	0
1977	<sup>ACC</sup> George Gawdun (So.)	14	164	11.71	1
1978	George Gawdun (Jr.)	22	166	7.55	0
1979	George Gawdun (Sr.)	9	45	5.00	0
1980	Dennis Tabron (Jr.)	21	159	7.57	0
1981	Mark Militello (So.)	20	89	4.45	0
1982	Chip Anderson (So.)	1	27	27.00	0
1983	Mike Grayson (Sr.)	12	110	9.17	0
1984	Joby Branion (Sr.)	20	180	9.00	0
1985	<sup>ACC</sup> Doug Green (Jr.)	15	155	10.33	0
1986	Mike Diminick (So.)	13	59	4.54	0
1987	Mike Diminick (Jr.)	23	91	3.96	0
1988	Wyatt Smith (Fr.)	21	142	6.76	0
1989	Wyatt Smith (So.)	13	147	11.31	0
1990	Brad Breedlove (Fr.)	12	140	11.67	0
1991	Brad Breedlove (So.)	15	105	7.00	0
1992	Keith DuBose (Sr.)	27	301	11.15	0
1993	Brad Breedlove (Sr.)	16	120	7.50	1
1994	Adam Geis (Fr.)	20	188	9.40	0
1995	Reco Owens (Fr.)	12	115	9.58	0
1996	Adam Geis (Jr.)	15	95	6.33	0
1997	Ben Erdeljac (Fr.)	10	95	9.50	0
1998	Ronnie Hamilton (Fr.)	14	94	6.71	0
1999	Scottie Montgomery (Sr.)	8	144	18.00	0
2000	Ronnie Hamilton (Jr.)	18	151	8.39	1
2001	<sup>ACC</sup> Ronnie Hamilton (Sr.)	20	311	15.55	1
2002	Khary Sharpe (So.)	26	162	6.23	0
2003	Lance Johnson (Jr.)	21	105	5.00	0
2004	Chris Davis (Fr.)	9	26	2.89	0
2005	Chris Davis (So.)	22	167	7.59	0
2006	Leon Wright (Fr.)	15	91	6.07	0
2007	Leon Wright (So.)	15	85	5.67	0
2008	Lee Butler (Fr.)	7	53	7.57	0
2009	Johnny Williams (So.)	13	108	8.31	0
2010	Lee Butler (Jr.)	21	181	8.62	0
2011	Jamison Crowder (Fr.)	13	122	9.39	0
2012	Lee Butler (Sr.)	11	187	17.00	1
2013	Jamison Crowder (Jr.)	25	401	16.01	2
2014	<sup>ACC</sup> Jamison Crowder (Sr.)	22	280	12.73	2
2015	Ryan Smith (Jr.)	29	207	7.14	0

## Kickoff Return Yards

Year	Name	No	Yds	Avg	TD
1938	George McAfee (Jr.)	2	58	29.00	0
1939	George McAfee (Sr.)	5	111	22.20	0
1940	---				
1941	---				
1942	Buddy Luper (So.)	5	119	23.80	0
1943	Tom Davis (Jr.)	3	113	37.67	0
1944	George Clark (Fr.)	10	296	29.60	0
1945	Gordon Carver (So.)	5	133	26.60	0
1946	George Clark (Jr.)	6	164	27.33	-
1947	Fred Folger (Jr.)	7	105	15.00	0
1948	John Friedlund (So.)	12	257	21.42	-
1949	Noyes Powers (Jr.)	6	188	31.33	-
1950	Noyes Powers (Sr.)	5	100	20.00	-
1951	Jack Kistler (So.)	8	176	22.00	0
1952	Jack Kistler (Jr.)	7	109	15.57	0
1953	Jerry Barger (Jr.)	6	149	24.83	0
1954	Jerry Barger (Sr.)	7	139	19.86	0
1955	Bob Pascal (Sr.)	4	87	21.75	0
1956	Bernie Blaney (Sr.)	5	197	39.40	1
1957	Wray Carlton (Jr.)	8	192	24.00	0
1958	Wray Carlton (Sr.)	13	332	25.54	0
1959	Joel Arrington (So.)	7	158	22.57	0
1960	Mark Leggett (So.)	8	149	18.63	0
1961	Mark Leggett (Jr.)	11	231	21.00	0
1962	Jay Wilkinson (Jr.)	10	219	21.90	0
1963	Jay Wilkinson (Sr.)	9	260	28.89	0
1964	John Gutekunst (Jr.)	21	458	21.81	0
1965	Donald Brannon (So.)	9	164	18.22	0
1966	Andy Beath (Jr.)	25	447	17.88	0
1967	Andy Beath (Sr.)	6	156	26.00	0
1968	Ed Hicklin (Sr.)	27	553	20.48	0
1969	Bob Zwirko (So.)	22	407	18.50	0
1970	Steve Jones (So.)	15	366	24.40	0
1971	Ernie Jackson (Sr.)	15	356	23.73	0
1972	Thomas Maloney (Fr.)	9	185	20.56	0
1973	Troy Slade (So.)	25	611	24.44	0
1974	Troy Slade (Jr.)	27	528	19.56	0
1975	Troy Slade (Sr.)	31	618	19.94	0
1976	<sup>ACC</sup> Art Gore (Sr.)	22	563	25.59	0
1977	Craig Hoskins (So.)	21	477	22.71	0
1978	Craig Hoskins (Jr.)	17	380	22.35	0
1979	<sup>ACC</sup> Cedric Jones (So.)	20	542	27.10	1
1980	<sup>ACC</sup> Dennis Tabron (Jr.)	11	251	22.82	0
1981	Cedric Jones (Sr.)	12	214	17.83	0
1982	Greg Boone (Sr.)	6	212	35.33	1
1983	Julius Grantham (Fr.)	20	442	22.10	0
1984	Mike Atkinson (Sr.)	26	579	22.27	0
1985	Stanley Monk (So.)	22	455	20.68	0
1986	Stanley Monk (Jr.)	14	258	18.43	0
1987	Randy Jones (Fr.)	20	395	19.75	0
1988	Quinton McCracken (Fr.)	19	483	25.42	1
1989	Randy Jones (Jr.)	23	477	20.74	0
1990	<sup>ACC</sup> Randy Jones (Sr.)	24	678	28.25	2
1991	Brad Breedlove (So.)	17	420	24.71	0
1992	<sup>2</sup> Brad Breedlove (Jr.)	15	438	29.20	0
1993	Leroy Gallman (Jr.)	29	674	23.24	1
1994	Tijan Redmon (Jr.)	11	265	24.09	0
1995	Tijan Redmon (Sr.)	45	1065	23.67	0
1996	Richmond Flowers (Fr.)	27	512	19.96	0
1997	Scottie Montgomery (So.)	26	596	22.92	0
1998	Richmond Flowers (Jr.)	20	457	22.85	0
1999	Scottie Montgomery (Sr.)	21	587	27.95	1
2000	<sup>3</sup> Chris Douglas (Fr.)	35	766	21.89	0
2001	Chris Douglas (So.)	37	775	20.95	0
2002	Ronnie Elliott (Fr.)	17	294	17.29	0
2003	Senterio Landrum (Jr.)	25	709	28.36	0
2004	Chris Davis (Fr.)	20	516	25.80	1
2005	Chris Davis (So.)	20	425	21.25	0
2006	Jabari Marshall (So.)	38	953	25.08	0
2007	Jabari Marshall (Jr.)	38	933	24.55	1
2008	Jabari Marshall (Sr.)	31	744	24.00	0
2009	Desmond Scott (Fr.)	18	452	25.11	0
2010	Josh Snead (Fr.)	22	483	22.96	0
2011	Jamison Crowder (Fr.)	38	814	21.42	0
2012	Lee Butler (Sr.)	17	342	20.12	0
2013	DeVon Edwards (Fr.)	19	574	30.21	2
2014	DeVon Edwards (So.)	29	745	25.69	1
2015	<sup>ACC</sup> DeVon Edwards (Jr.)	24	700	29.17	3

## Total Tackles

Year	Name	Solo	Ast	Total
1973	<sup>ACC</sup> Keith Stoneback (Jr.)	---	---	173
1974	Keith Stoneback (Sr.)	71	63	134
1975	Dave Meier (Sr.)	82	68	150
1976	Jim Reilly (Jr.)	76	61	137
1977	Carl McGee (Jr.)	59	75	134
1978	Carl McGee (Sr.)	49	85	134
1979	Greg Stroud (Jr.)	64	19	83
1980	Jim Tyson (Jr.)	73	52	125
1981	Emmett Tilley (Jr.)	91	73	164
1982	Emmett Tilley (Sr.)	88	28	116
1983	Nick Buonoconti (So.)	54	43	97
1984	Mike Junkin (So.)	49	56	105
1985	<sup>ACC</sup> Mike Junkin (Jr.)	105	57	162
1986	<sup>ACC</sup> Mike Junkin (Sr.)	110	78	188
1987	Jim Godfrey (Sr.)	77	67	144
1988	<sup>ACC</sup> Erwin Sampson (Fr.)	88	62	150
1989	George Edwards (Sr.)	62	54	116
1990	Mark Allen (Jr.)	54	67	121
1991	Darrell Spells (Jr.)	73	51	124
1992	Darrell Spells (Sr.)	71	48	119
1993	Brad Sherrod (Sr.)	71	42	113
1994	Billy Granville (So.)	69	46	115
1995	Ray Farmer (Sr.)	72	39	111
1996	Billy Granville (Sr.)	61	73	134
1997	Chike Egbuniwe (Sr.)	82	50	132
1998	Ryan Stallmeyer (Jr.)	45	40	85
1999	Ryan Stallmeyer (Sr.)	70	40	110
2000	Ryan Fowler (Fr.)	59	28	87
2001	Ryan Fowler (So.)	70	57	127
2002	Ryan Fowler (Jr.)	78	67	145
2003	Terrell Smith (Sr.)	75	65	140
2004	Giuseppe Aquanno (Sr.)	58	36	94
2005	Michael Tauiliili (Fr.)	56	36	92
2006	Michael Tauiliili (So.)	32	62	94
2007	Vincent Rey (So.)	49	62	111
2008	<sup>ACC</sup> Michael Tauiliili (Sr.)	63	77	140
2009	Vincent Rey (Sr.)	44	54	98
2010	Abraham Kromah (Sr.)	47	82	129
2011	Matt Daniels (Sr.)	65	61	126
2012	Walt Canty (Sr.)	53	56	109
2013	<sup>ACC</sup> David Helton (Jr.)	46	87	133
2014	<sup>ACC</sup> David Helton (Sr.)	50	84	134
2015	Dwayne Norman (Sr.)	63	51	114

Tackles For Loss

Year	Name	TFL
1976	Jeffrey Green (Jr.)	9.0
1977	Carl McGee (Jr.)	9.0
1978	Andy Schoenhof (Sr.) & Eric Drescher (Jr.)	7.0
1979	Charles Bowser (So.)	8.5
1980	Jimmy Tyson (So.)	7.0
1981	Charles Bowser (Sr.)	18.5
1982	Chris Arendt (Sr.)	8.0
1983	Harry Ward (So.)	8.0
1984	Reggie Andrews (Jr.)	10.0
1985	<sup>ACC</sup> Reggie Andrews (Sr.)	21.5
1986	Mike Junkin (So.)	15.0
1987	Dave Demore (Sr.)	12.0
1988	Anthony Allen (Jr.)	14.5
1989	John McDonald (Sr.)	10.0
1990	Scott Youmans (So.)	13.0
1991	Duane Marks (So.) & David Waffle (So.)	8.0
1992	David Waffle (Jr.)	17.0
1993	James Kirkland (So.)	13.0
1994	<sup>ACC</sup> John Zuanich (Jr.)	16.0
1995	James Kirkland (Sr.)	14.0
1996	Chris Combs (Fr.)	11.0
1997	Chris Combs (So.)	17.0
1998	Chris Combs (Jr.)	14.5
1999	Chris Combs (Sr.)	15.0
2000	Ryan Fowler (Fr.)	13.0
2001	Ryan Fowler (So.) & Nate Krill (Sr.)	7.0
2002	<sup>ACC</sup> Shawn Johnson (Jr.)	19.5
2003	Phillip Alexander (Jr.)	18.5
2004	Justin Kitchen (Jr.)	8.0
2005	Michael Tauiliili (Fr.)	10.0
2006	Codey Lowe (Sr.)	14.0
2007	Michael Tauiliili (Jr.)	13.0
2008	Greg Akinbiyi (Sr.)	14.5
2009	Ayanga Okpokowuruk (Sr.)	9.5
2010	Abraham Kromah (Sr.)	9.5
2011	Kelby Brown (So.)	7.0
2012	Jordon Byas (Sr.)	7.0
2013	Kenny Anunike (Sr. <sup>6</sup> )	13.5
2014	Jeremy Cash (Jr.)	10.5
2015	Jeremy Cash (Sr.)	18.0

Quarterback Sacks

Year	Name	OBS
1978	Eric Drescher (Jr.)	5.0
1979	Charles Bowser (So.)	4.5
1980	Greg Blackwell (Fr.)	4.0
1981	<sup>ACC</sup> Charles Bowser (Sr.)	17.5
1982	Glen Barner (Sr.)	4.0
1983	Jerome Ley (Sr.), Murray Youmans (Fr.) & Harry Ward (So.)	2.0
1984	Reggie Andrews (Jr.)	4.0
1985	<sup>ACC</sup> Reggie Andrews (Sr.)	10.5
1986	Brian Bernard (Jr.), James Godfrey (Jr.), Mike Junkin (Sr.), Jeffrey Patten (So.) & Murray Youmans (Sr.)	2.0
1987	David Demore (Sr.)	5.0
1988	John McDonald (Jr.)	5.0
1989	Tom Corpus (Jr.)	5.5
1990	Tom Corpus (Sr.)	5.0
1991	Duane Marks (So.)	6.0
1992	David Waffle (Jr.)	4.0
1993	James Kirkland (So.)	7.0
1994	David Hawkins (Sr.)	6.0
1995	James Kirkland (Sr.) & Brian McCormack (Fr.)	2.0
1996	Chris Combs (Fr.)	8.0
1997	Chris Combs (So.)	6.0
1998	Chris Combs (Jr.) & Kendral Knight (Jr.)	4.0
1999	Kendral Knight (Sr.)	4.0
2000	Ryan Fowler (Fr.)	7.0
2001	Ryan Fowler (So.)	3.0
2002	<sup>ACC</sup> Shawn Johnson (Jr.)	12.0
2003	Matt Zielinski (Sr.)	7.0
2004	Eli Nichols (So.) & Justin Kitchen (Jr.)	3.0
2005	Eli Nichols (Jr.)	3.0
2006	Patrick Bailey (Jr.)	3.5
2007	Patrick Bailey (Sr.) & Vince Oghobaase (So.)	4.5
2008	Greg Akinbiyi (Sr.) & Vince Oghobaase (Jr.)	6.0
2009	Ayanga Okpokowuruk (Sr.)	6.0
2010	Patrick Egbah (Sr.)	4.5
2011	Kenny Anunike (Jr.)	4.0
2012	Kenny Anunike (Sr.)	6.0
2013	Kenny Anunike (Sr. <sup>4</sup> )	6.0
2014	Jeremy Cash (Jr.)	5.5
2015	Jeremy Cash (Sr.)	2.5

Interceptions

Year	Name	No	Yds	Avg	TD
1938	Robert Spangler (Sr.)	5	48	9.60	0
1939	George McAfee (Sr.)	4	56	14.00	0
1940	—				
1941	—				
1942	Buddy Luper (So.)	4	104	26.00	0
1943	R.J. McDougal (Sr.)	3	54	18.00	0
1944	Ed Sharkey (Fr.)	3	41	13.67	1
1945	Gordon Carver (Sr.)	3	135	45.00	2
1946	—				
1947	Fred Folger (Jr.)	5	165	33.00	0
	Thomas Hughes (So.)	5	56	11.20	1
1948	John Friedlund (So.)	6	92	15.33	-
1949	George Skipworth (Sr.)	9	88	9.78	-
1950	Robert Bickel (Fr.)	4	118	29.50	-
	William Keziah (So.)	4	60	15.00	-
1951	Worth Lutz (Fr.)	5	31	6.20	0
1952	John Carey (Sr.)	4	70	17.50	1
1953	<sup>ACC</sup> Jerry Barger (Jr.)	6	55	9.17	0
1954	<sup>ACC</sup> Jerry Barger (Sr.)	7	50	7.14	0
1955	<sup>ACC</sup> Dale Boyd (Sr.)	6	88	14.67	0
1956	<sup>ACC</sup> Eddie Rushton (Jr.)	4	86	21.50	1
1957	Bob Brodhead (Jr.)	5	37	7.40	0
1958	Butch Allie (So.)	3	31	10.33	0
1959	Jack Wilson (So.)	3	118	39.33	1
1960	Butch Allie (Sr.)	3	52	17.33	0
	Don Altman (Jr.)	3	0	—	0
	Bob Garda (Sr.)	3	22	7.33	0
1961	Jack Wilson (Sr.)	4	105	26.25	1
1962	Paul Bengel (Sr.)	3	73	24.33	0
	Mike Curtis (Jr.)	3	41	13.67	0
1963	Stan Crisson (Sr.)	3	44	14.67	1
1964	Mike Shasby (So.)	3	26	8.67	0
1965	Andy Beath (So.)	4	6	1.50	0
1966	Art Vann (Jr.)	3	24	8.00	0
1967	<sup>ACC</sup> Andy Beath (Sr.)	6	4	0.67	0
1968	Dick Biddle (So.)	2	36	18.00	0
	Ed Hicklin (Sr.)	2	38	19.00	0
	David Trice (So.)	2	36	18.00	0
1969	Ernie Jackson (So.)	4	2	0.50	0
	Rich Searl (So.)	4	92	23.00	0
1970	Rich Searl (Jr.)	7	78	11.14	0
1971	Michael Davies (Sr.)	5	36	7.20	0
	William Hanenberg (Jr.)	5	75	15.00	0
	Rich Searl (Sr.)	5	27	5.40	0
1972	Ben Fordham (So.)	4	29	7.25	0
1973	Jeff Christopher (Jr.)	2	6	3.00	0
	Charles Cox (Sr.)	2	3	1.50	0
1974	Jeff Christopher (Sr.)	4	74	18.50	0
1975	<sup>ACC</sup> Robert Grupp (Jr.)	4	72	18.00	0
1976	Kirk May (Sr.)	2	3	1.50	0
1977	Earl Cook (Sr.)	2	63	31.50	1
	Bill King (Jr.)	2	44	22.00	1
	Richard Sommers (Jr.)	2	23	11.50	0
1978	Richard Sommers (Sr.)	4	38	9.50	0
1979	Craig Hoskins (Sr.)	6	25	4.17	0
1980	<sup>ACC</sup> Dennis Tabron (Jr.)	5	132	26.40	1
1981	Bill Obremsky (So.)	6	44	7.33	0
1982	Johnny Hill (So.)	4	42	10.50	0
1983	Chet Gee (Sr.)	4	44	11.00	0
1984	Johnny Hill (Sr.)	4	0	—	0
1985	Bob Calamari (So.)	2	3	1.50	0
	Mark Moseley (Sr.)	2	44	22.00	0
	Allen Scales (Sr.)	2	0	—	0
1986	Mike Junkin (Sr.)	3	2	0.67	0
1987	Dewayne Terry (Sr.)	5	19	3.80	0
1988	Wyatt Smith (Fr.)	3	-1	-0.33	0
1989	Wyatt Smith (So.)	6	110	18.33	2
1990	Erwin Sampson (Jr.)	3	14	4.67	0
1991	Keith DuBose (Jr.)	3	21	7.00	0
	Derrick Jackson (Jr.)	3	70	23.33	1
	Wyatt Smith (Sr.)	3	80	26.67	1
1992	Tee Edwards (Fr.)	2	24	12.00	0
	Sean Thomas (Jr.)	2	113	56.50	1
1993	Sean Thomas (Sr.)	4	44	11.00	0
1994	Brandon Pollock (So.)	3	55	18.33	0
	Zaid Abdul-Aleem (Sr.)	3	0	—	0
1995	Alonzo Moyer (Fr.)	1	40	40.00	1
1996	Tawambi Settles (Jr.)	1	14	14.00	0
1997	Eric Jones (So.)	4	64	16.00	0
1998	Kenan Holley (Sr.)	3	44	14.67	0
1999	Darius Clark (Sr.)	5	102	20.40	0

2000	Ronnie Hamilton (Jr.)	2	0	—	0
	Fred Harris (Sr.)	2	21	10.50	0
	Jeff Phillips (So.)	2	0	—	0
2001	Alex Green (Fr.)	1	0	—	0
	Ryan Fowler (So.)	1	0	—	0
	Ronnie Hamilton (Sr.)	1	0	—	0
	Micah Harris (Fr.)	1	0	—	0
	Anthony Roberts (So.)	1	20	20.00	1
	Jamyon Small (Jr.)	1	13	13.00	0
	Kenneth Stanford (Fr.)	1	0	—	0
2002	Alex Green (So.)	3	31	10.33	0
	Terrell Smith (Jr.)	3	17	5.67	0
	Kenneth Stanford (So.)	3	-7	-2.33	0
2003	Temo George (Sr.)	2	2	1.00	0
	Alex Green (Jr.)	2	4	2.00	0
	John Talley (Fr.)	2	0	—	0
2004	John Talley (So.)	4	172	43.00	2
2005	John Talley (Jr.)	5	73	14.60	0
2006	<sup>ACC</sup> John Talley (Sr.)	7	150	21.43	1
2007	Michael Tauiliili (Jr.)	3	38	12.67	0
	Leon Wright (So.)	3	9	3.00	0
2008	Michael Tauiliili (Sr.)	4	15	3.75	0
2009	Leon Wright (Sr.)	5	146	29.20	2
2010	Ross Cockrell (Fr.)	3	15	5.00	0
2011	Matt Daniels (Sr.)	2	43	21.50	0
2012	<sup>ACC</sup> Ross Cockrell (Jr.)	5	46	9.20	1
2013	Breon Borders (Fr.)	4	51	12.75	0
	Jeremy Cash (So.)	4	18	4.50	0
2014	Breon Borders (So.)	3	15	5.00	0
2015	Breon Borders (So.)	3	6	2.00	0

Pass Breakups

Year	Name	No
1976	Robert Grupp (Sr.), Dan Brooks (So.) & William Miller (Jr.)	5
1977	Earl Cook (Sr.)	7
1978	<sup>ACC</sup> Richard Sommers (Sr.)	13
1979	Dennis Tabron (So.)	5
1980	Gary Garstkievicz (Sr.) & Dennis Tabron (Jr.)	4
1981	Bill Obremsky (So.)	7
1982	Bill Obremsky (Jr.)	7
1983	Chester Gee (Sr.)	8
1984	Joby Branion (Sr.)	10
1985	Fonda Williams (Fr.)	11
1986	Mike Diminick (So.), Dewayne Terry (Jr.) & Fonda Williams (So.)	7
1987	Mike Diminick (Jr.)	9
1988	Wyatt Smith (Fr.)	13
1989	Erwin Sampson (So.)	15
1990	Wyatt Smith (Jr.)	6
1991	Erwin Sampson (Sr.)	5
1992	Tee Edwards (So.) & Jamal Ellis (So.)	6
1993	Sean Thomas (Sr.)	6
1994	Brandon Pollock (So.)	11
1995	Sidney Wells (Sr.)	8
1996	Darius Clark (Fr.), Lamar Grant (Fr.) & Tawambi Settles (Jr.)	5
1997	Tawambi Settles (Sr.)	11
1998	Lamar Grant (Jr.)	10
1999	Ronnie Hamilton (So.)	11
2000	Ronnie Hamilton (Jr.)	6
2001	Ronnie Hamilton (Sr.)	9
2002	Kenneth Stanford (So.)	11
2003	Kenneth Stanford (Jr.)	12
2004	John Talley (So.)	14
2005	John Talley (Jr.)	8
2006	Deonto McCormick (Sr.)	9
2007	Leon Wright (So.)	8
2008	Chris Rwabukamba (So.), Michael Tauiliili (Sr.) & Glenn Williams (Sr.)	5
2009	Leon Wright (Sr.)	8
2010	Lee Butler (Jr.)	8
2011	Matt Daniels (Sr.)	14
2012	Ross Cockrell (Jr.)	13
2013	Ross Cockrell (Sr.)	13
2014	DeVon Edwards (So.)	9
2015	Breon Borders (Jr.)	9



Total Passes Defended

Year	Name	INT	PBU	Total
1976	Dan Brooks (So.)	1	5	6
1977	Earl Cook (Sr.)	2	7	9
1978	Richard Sommers (Sr.)	4	13	17
1979	Craig Hoskins (Sr.)	6	6	12
1980	Dennis Tabron (Jr.)	5	4	9
1981	Bill Obremskey (So.)	6	7	13
1982	Bill Obremskey (Jr.)	1	7	8
1983	Chester Gee (Sr.)	4	8	12
1984	Joby Branion (Sr.)	1	10	11
1985	Fonda Williams (Fr.)	1	11	12
1986	Mike Diminick (So.)	1	7	8
	Dewayne Terry (Jr.)	1	7	8
1987	Mike Diminick (Jr.)	3	9	12
1988	Wyatt Smith (Fr.)	3	13	16
1989	Erwin Sampson (So.)	4	15	19
1990	Keith DuBose (So.)	2	5	7
	Erwin Sampson (Jr.)	3	4	7
	Wyatt Smith (Jr.)	1	6	7
1991	Keith DuBose (Jr.)	3	4	7
	Wyatt Smith (Sr.)	3	4	7
1992	Tee Edwards (So.)	2	6	8
1993	Sean Thomas (Sr.)	4	4	8
1994	Brandon Pollock (So.)	3	11	14
1995	Sidney Wells (Sr.)	2	8	10
1996	Darius Clark (Fr.)	1	5	6
	Lamar Grant (Fr.)	1	5	6
	Tawambi Settles (Jr.)	1	5	6
1997	Tawambi Settles (Sr.)	1	11	12
1998	Darius Clark (Jr.)	1	10	11
1999	Darius Clark (Sr.)	5	8	13
2000	Ronnie Hamilton (Jr.)	2	6	8
2001	Ronnie Hamilton (Sr.)	1	9	10
2002	Kenneth Stanford (So.)	3	11	14
2003	Kenneth Stanford (Jr.)	1	12	13
2004	John Talley (So.)	4	14	18
2005	John Talley (Jr.)	5	8	13
2006	John Talley (Sr.)	7	8	15
2007	Leon Wright (So.)	3	8	11
2008	Michael Tauillili (Sr.)	4	5	9
2009	Leon Wright (Sr.)	5	8	13
2010	Ross Cockrell (Fr.)	3	7	10
2011	Matt Daniels (Sr.)	2	14	16
2012	Ross Cockrell (Jr.)	5	13	18
2013	Ross Cockrell (Sr.)	3	13	16
2014	DeVon Edwards (So.)	1	9	10
2015	Breon Borders (Jr.)	3	9	12

QB Pressures

Year	Name	No
1994	David Hawkins (Sr.)	26
1995	James Kirkland (Sr.)	12
1996	Chris Combs (Fr.)	6
1997	Chris Combs (So.)	23
1998	Chris Combs (Jr.)	18
1999	Chris Combs (Sr.)	10
2000	---	
2001	Charles Porter (Sr.)	5
2002	Matt Zielinski (Jr.)	19
2003	Matt Zielinski (Sr.)	12
2004	Casey Camero (So.)	9
2005	Eli Nichols (Jr.)	5
2006	Patrick Bailey (Jr.) & Jeremy Edwards (Sr.)	5
2007	Wesley Oglesby (Fr.)	7
2008	Vince Oghobaase (Jr.) & Michael Tauillili (Sr.)	5
2009	Patrick Egboh (Jr.)	6
2010	Kelby Brown (Fr.)	5
2011	Austin Gamble (Jr.) & Charlie Hatcher (Sr.)	3
2012	Dezmond Johnson (So.)	3
2013	Kelby Brown (Jr.)	8
2014	Jeremy Cash (Jr.)	5
	David Helton (Sr.)	5
2015	Jeremy Cash (Sr.)	8

Fumble Recoveries

Year	Name	No
1969	Curt Rawley (Jr.)	3
1970	John Cappellano (Sr.)	2
	Ernie Jackson (Jr.)	2
1971	Mike Davies (Sr.)	3
1972	Ernest Clark (So.)	4
1973	---	
1974	---	
1975	---	
1976	Dan Brooks (So.)	6
1977	Jack Algor (Jr.), George Gawdun (So.), Derrick Mashore (Jr.) & Lyman Smith (Sr.)	2
1978	Carl McGee (Sr.)	3
1979	George Gawdun (Sr.)	6
1980	Ed Brown (Sr.)	3
1981	Charles Bowser (Sr.)	2
1982	Jay Foxworthy (So.) & Bill Obremskey (Jr.)	2
1983	Ralph Alderman (Jr.) & Darryl Brunson (Jr.)	2
1984	David Adams (Jr.), Johnny Hill (Sr.) & Mike Junkin (So.)	2
1985	Fonda Williams (Fr.)	3
1986	Dave Demore (Jr.)	5
1987	John Howell (So.)	4
1988	John McDonald (Jr.)	2
1989	Mark Allen (So.) & Carey Metts (Sr.)	2
1990	Mark Allen (Jr.), Keith DuBose (So.), Duane Marks (Fr.) & Erwin Sampson (Jr.)	1
1991	Warren Scoville (Jr.)	6
1992	Duane Marks (Jr.), Sean Thomas (Jr.) & Scott Youmans (Jr.)	2
1993	Brad Sherrod (Sr.)	2
	Scott Youmans (Sr.)	2
1994	John Zuanich (Jr.)	4
1995	Orlando Adwaters (Sr.), Billy Granville (Jr.), Eric Scheidt (Sr.) & John Zuanich (Sr.)	2
1996	Darius Clark (Fr.)	2
1997	Eleven players with	1
1998	Darius Clark (Jr.)	2
1999	Ryan Stallmeyer (Sr.)	2
2000	Randy Ament (Sr.), Ryan Fowler (Fr.), Tyrann Grissom (Sr.), Kendral Knight (Sr.), Jamyon Small (So.) & Matt Zielinski (Fr.)	1
2001	Nate Krill (Sr.), Charles Porter (Sr.) & Jaymon Small (Jr.)	2
2002	Terrell Smith (Jr.)	4
2003	Phillip Alexander (Jr.), Brendan Dewan (So.), Ryan Fowler (Sr.), Terrell Smith (Sr.) & Orrin Thompson (Sr.)	2
2004	Giuseppe Aquanno (Sr.)	2
2005	Deonto McCormick (Jr.)	2
2006	Codey Lowe (Sr.)	3
2007	Adam Banks (Fr.), Chris Davis (Sr.), Marcus Jones (Jr.), Wesley Oglesby (Fr.), Vincent Rey (So.), Michael Tauillili (Jr.) & Leon Wright (So.)	1
2008	Greg Akinbiyi (Sr.), Catron Gainey (Jr.) & Vincent Rey (Jr.)	2
2009	Ten tied with	1
2010	<sup>ACC</sup> Kelby Brown (Fr.)	4
2011	Zach Greene (Jr.), Charlie Hatcher (Sr.), Sydney Sarmiento (Jr.), Conner Vernon (Jr.) & Anthony Young-Wiseman (So.)	1
2012	Dwayne Norman (Fr.) & Jonathan Woodruff (So.)	2
2013	Kelby Brown (Jr.), Jeremy Cash (So.) & Dezmond Johnson (Jr.)	2
2014	Breon Borders (So.), Jeremy Cash (Jr.), Jordan DeWalt-Ondjio (Sr.), Bryon Fields (So.), C.J. France (Sr.), David Helton (Sr.), Jonathan Jones (Sr.), Deondre Singleton (So.), David Reeves (Jr.) & A.J. Wolf (So.)	1
2015	Deondre Singleton (Jr.)	2

Caused Fumbles

Year	Name	No
1976	Jeffrey Green (Jr.)	5
1977	Jim Reilly (Sr.)	2
1978	Dan Brooks (Sr.), George Gawdun (Jr.), Paul Heinsohn (So.), Derrick Mashore (Sr.) & Richard Sommers (Sr.)	1
1979	Larry LeNoir (So.), F.A. Martin (So.) & Greg Stroud (Sr.)	2
1980	Jimmy Tyson (Jr.)	3
1981	Charles Bowser (Sr.)	5
1982	Joby Branion (So.)	2
1983	Nick Buoniconti (So.) & Johnny Hill (Jr.)	1
1984	Howard Woods (Jr.)	2
1985	Pete Stubbs (Sr.)	4
1986	Mike Junkin (Sr.)	5
1987	Andy Andreasik (Sr.), Dave Demore (Sr.)	2
	Rodney Dickerson (So.) & Jeff Patten (Jr.)	2
1988	John Howell (Jr.)	3
1989	Derrick Jackson (Fr.)	2
1990	Scott Berdan (Fr.), Erwin Sampson (Jr.), Travis Pearson (Fr.) & Brad Sherrod (So.)	1
1991	---	
1992	Jamal Ellis (So.)	2
1993	Tee Edwards (So.)	3
1994	David Hawkins (Sr.)	6
1995	Carlos Bagley (Sr.)	4
1996	Billy Granville (Sr.) & Tawambi Settles (Jr.)	3
1997	Kevin Lewis (So.)	4
1998	Darius Clark (Jr.), Chris Combs (Jr.) & Kenan Holley (Sr.)	2
1999	Kevin Lewis (Sr.)	2
2000	J.T. Cape (Fr.) & Ryan Fowler (Fr.)	2
2001	Ryan Fowler (So.)	3
2002	Matt Zielinski (Jr.)	3
2003	Matt Zielinski (Sr.)	3
2004	Casey Camero (So.) & Alex Green (Sr.)	2
2005	Patrick Bailey (So.) & Michael Tauillili (Fr.)	3
2006	Adrian Aye-Darko (So.), Jeremy Edwards (Sr.) & John Talley (Sr.)	2
2007	Chris Davis (Sr.) & Vincent Rey (So.)	3
2008	Michael Tauillili (Sr.) & Glenn Williams (Sr.)	3
2009	Matt Daniels (So.)	3
2010	Matt Daniels (Jr.)	3
2011	Walt Canty (Jr.)	3
2012	Lee Butler (Sr.)	2
2013	Kelby Brown (Jr.), Jeremy Cash (So.) & Deondre Singleton (Fr.)	2
2014	DeVon Edwards (So.)	5
2015	Jeremy Cash (Sr.)	3

NOTES

<sup>ACC</sup> ACC leader

<sup>1</sup> Dave Brown led the ACC in passing efficiency in 1989 (104-of-163, 1,479 yards, 14 TD, 6 INT)

<sup>2</sup> Leroy Gallman led the ACC in kickoff return average in 1992 (14-433; 30.9)

<sup>3</sup> Kyle Moore led the ACC in kickoff return average in 2000 (13-335; 25.8)

ACC leaders based on:

Passing	1953-69: Yardage 1970-78: Completions per game average 1979-present: Passing efficiency
Rushing	1953-69: Yardage 1970-present: Yards per game average
Pass Receptions	1953-68: Receptions 1969-present: Receptions per game average
Receiving	1953-69: Yardage 1970-present: Yards per game average
Total Offense	1953-69: Yardage 1970-present: Yards per game average
Scoring	1953-79: Points 1980-present: Points per game average
Punt Returns	1953-69: Yardage 1970-present: Yards per return average
Kickoff Returns	1953-69: Yardage 1970-present: Yards per return average
Interceptions	1953-69: Interception total 1970-present: Interceptions per game average
Tackles	Tackles per game average
Fumble Recoveries	Fumble recoveries per game average

## ANNUAL TEAM STATISTICS

Year	G	RUSHING					PASSING					TOTAL OFFENSE			SCORING				1st Downs	Fumbles-	Penalties-		
		Att.	Yards	Avg.	TD	YPG	C-A-I	Pct.	Yards	TD	YPG	Rating	Plays	Yards	YPG	TD	PAT-A	FG-A	Pts.	PPG	R-P-Pen=Tot	Lost	Yards
1938	10	434	1,828	4.21	—	182.80	34-86-6	.400	400	—	40.00	—	520	2,228	222.80	17	10	1	117	11.70	79-20-6=105	30-15	39-325
1939	9	384	1,824	4.75	—	202.67	51-107-3	.480	648	—	72.00	—	491	2,472	274.67	27	18	1	183	20.33	74-25-1=100	32-20	40-350
1940	9	—	1,965	—	—	218.33	67-126-7	.530	673	—	74.78	—	—	2,638	293.11	28	21	4	203	22.56	75-33-2=110	28-12	24-257
1941	10	—	2,541	—	—	254.10	66-137-11	.480	1,104	—	110.40	—	—	3,645	364.50	48	35	0	227	32.70	107-37-6=162	17-6	37-335
1942	10	—	1,636	—	—	163.60	41-117-12	.350	429	—	42.90	—	—	2,065	206.50	31	25	0	211	21.10	108	—	N/A-403
1943	9	480	2,659	5.60	—	265.90	33-78-7	.420	664	—	66.40	—	558	3,323	332.30	—	—	—	335	33.50	102-13-6=121	—	—
1944	10	455	2,109	4.64	—	210.90	34-81-12	.420	485	—	48.50	—	536	2,594	259.40	34	22-34	—	230	23.00	—	—	—
1945	8	358	1,769	4.94	—	221.13	33-70-8	.470	585	—	73.13	—	428	2,354	294.25	34	23-34	0	227	28.38	59-21-5=85	—	—
1946	9	418	868	2.08	—	96.44	35-104-8	.550	497	—	55.22	—	522	1,365	151.67	20	14-20	0	134	14.89	59-13-3=75	28-10	36-339
1947	9	344	740	2.15	—	82.22	51-110-14	.460	676	—	75.11	—	454	1,416	157.33	12	7	0	79	8.78	46-27-4=77	29-13	382
1948	9	400	1,304	3.26	17	144.89	53-151-10	.350	798	4	88.67	74.99	551	2,102	233.56	21	18-21	0	144	16.00	55-32-6=93	21-14	32-334
1949	9	409	1,492	3.65	30	165.78	86-166-9	.520	1,185	8	131.67	116.83	575	2,677	297.44	38	32-38	0	260	28.89	68-41-3=112	13-9	42-401
1950	10	423	1,357	2.97	19	135.70	121-235-20	.520	1,639	10	163.90	107.10	658	2,996	299.60	29	26-29	0	202	20.20	71-69-5=147	18-9	40-366
1951	10	591	2,272	3.84	27	227.20	50-119-18	.420	640	3	64.00	65.26	710	2,912	291.20	30	21-30	0	201	20.10	109-26-3=138	40-25	64-597
1952	10	533	2,265	4.25	21	226.50	48-96-14	.500	699	10	69.90	116.37	649	2,964	296.40	33	27-33	0	222	22.20	107-24-4=135	34-20	61-602
1953	10	547	2,219	4.06	26	221.90	43-100-8	.430	644	5	64.40	97.60	647	2,863	286.30	32	20-31	1	227	22.70	107-29-8=144	43-19	62-654
1954	11	552	2,401	4.35	29	218.27	62-130-15	.480	999	10	90.82	114.55	682	3,400	309.09	40	30-40	0	270	24.55	134-44-9=187	41-20	58-611
1955	10	560	2,165	3.87	24	216.50	48-102-10	.470	642	4	64.20	93.26	662	2,807	280.70	29	22-29	1	196	19.60	108-33-5=146	33-19	42-337
1956	10	569	2,544	4.47	20	254.40	48-105-11	.460	599	5	59.90	88.40	674	3,143	314.30	27	22-27	1	184	18.40	136-34-3=173	35-23	66-616
1957	11	647	2,597	4.01	21	236.09	47-101-10	.470	613	6	55.73	97.32	748	3,210	291.82	27	20-27	1	182	16.55	149-28-6=183	24-14	47-472
1958	10	559	1,886	3.37	14	188.60	73-150-9	.490	859	5	85.90	95.77	709	2,745	274.50	19	4-8	0-1	128	12.80	107-45-7=159	34-17	56-577
1959	10	485	1,532	3.16	9	153.20	53-111-7	.480	665	4	66.50	97.35	596	2,197	219.70	14	11-12	3-4	104	10.40	82-32-6=120	26-17	47-381
1960	11	530	1,966	3.71	20	178.73	120-192-11	.630	1,042	4	94.73	103.50	722	3,008	273.45	24	14-20	3-7	173	15.73	103-62-5=170	27-18	31-321
1961	10	445	1,574	3.54	9	157.40	111-187-9	.590	1,409	12	140.90	134.20	632	2,983	298.30	24	16-19	5-7	183	18.30	94-62-8=164	24-14	38-325
1962	10	461	1,808	3.92	20	180.80	110-201-14	.550	1,221	4	122.10	98.39	662	3,029	302.90	26	18-23	7-11	199	19.90	115-57-8=160	21-11	41-307
1963	10	454	1,749	3.85	17	174.90	120-238-11	.500	1,416	11	141.60	106.41	692	3,165	316.50	33	18-29	2-8	230	23.00	94-67-13=174	21-13	40-376
1964	10	419	1,439	3.43	11	143.90	110-204-9	.540	1,227	7	122.70	106.95	623	2,796	279.60	19	13-16	5-12	148	14.80	86-56-7=149	19-11	40-417
1965	10	500	1,887	3.77	18	188.70	113-193-14	.590	1,577	12	157.70	133.20	693	3,464	346.40	31	21-28	1-6	216	21.60	101-67-7=175	29-20	45-400
1966	10	485	1,406	2.90	17	140.60	89-186-16	.480	1,102	3	110.20	85.74	671	2,508	250.80	23	15-19	3-6	164	16.40	86-58-7=151	31-16	43-448
1967	10	510	1,835	3.60	14	183.50	93-183-12	.510	1,204	5	120.40	101.99	693	3,039	303.90	19	17-18	4-13	143	14.30	109-53-9=171	25-13	49-479
1968	10	454	1,580	3.48	19	158.00	186-346-14	.540	2,653	11	265.30	120.56	800	4,233	423.30	30	13-20	3-5	214	21.40	96-125-11=232	31-21	40-340
1969	10	440	1,310	2.98	15	131.00	153-283-10	.540	1,725	6	172.50	105.19	723	3,035	303.50	22	15-18	4-9	161	16.10	79-90-12=181	20-10	50-508
1970	11	546	2,153	3.94	18	195.73	184-317-14	.580	2,265	10	205.91	119.64	863	4,149	377.18	28	20-22	11-25	229	20.82	103-113-19=235	27-16	42-410
1971	11	598	2,492	4.17	17	226.55	61-138-13	.440	907	2	82.45	85.35	736	3,081	280.09	22	20-22	6-13	170	15.45	106-44-6=156	29-15	54-443
1972	11	611	2,616	4.28	13	237.82	68-161-17	.420	867	6	78.82	78.65	772	3,188	289.82	19	9-14	1-6	132	12.00	114-49-11=174	31-17	56-539
1973	11	560	2,219	3.96	10	201.73	84-182-18	.460	1,147	5	104.27	88.38	742	2,971	270.09	16	13-15	7-18	132	12.00	89-56-21=166	38-19	58-542
1974	11	595	1,953	3.28	21	177.55	113-219-13	.520	1,684	7	153.09	114.87	814	3,637	330.64	28	13-20	4-13	201	18.27	120-84-22=226	33-17	43-487
1975	11	547	2,359	4.31	21	214.45	122-216-13	.570	1,715	3	155.91	115.72	763	4,074	370.36	25	20-21	9-18	197	17.91	134-81-10=225	30-20	52-554
1976	11	592	2,589	4.37	25	235.36	90-170-12	.530	1,078	2	98.00	95.97	762	3,667	333.36	28	16-19	12-20	234	21.27	138-54-19=211	23-15	51-569
1977	11	567	2,185	3.85	18	198.64	112-211-10	.530	1,376	7	125.09	109.33	778	3,561	323.73	29	19-20	10-16	231	21.00	122-70-18=210	35-20	52-503
1978	11	503	1,635	3.25	9	148.64	111-244-20	.460	1,252	4	113.82	77.61	747	2,887	262.45	13	5-7	7-11	108	9.82	90-60-14=164	36-16	47-392
1979	11	513	1,558	3.04	8	141.64	94-236-21	.400	1,183	9	107.55	76.73	749	2,741	249.18	19	17-18	7-12	152	13.82	90-47-17=154	37-13	57-538
1980	11	345	748	2.17	9	68.00	213-401-31	.530	2,508	18	228.00	105.01	746	3,256	296.00	28	28-28	6-10	214	19.45	65-108-23=196	31-12	57-560
1981	11	469	1,703	3.63	7	154.82	176-342-21	.520	2,368	15	215.27	111.82	811	4,071	370.09	24	22-23	12-21	210	19.01	104-106-19=229	21-14	66-564
1982	11	431	1,641	3.56	15	149.18	258-414-16	.620	3,349	23	304.45	140.87	845	4,990	453.64	40	30-35	11-22	307	27.91	102-149-18=269	19-11	78-709
1983	11	401	1,380	3.44	14	125.45	305-480-13	.640	3,132	17	284.73	124.62	881	4,512	410.18	31	26-28	10-18	246	22.36	106-141-19=266	16-11	48-460
1984	11	487	1,106	2.27	6	100.55	183-325-19	.560	2,020	6	183.64	102.92	812	3,126	284.18	13	9-9	13-16	128	11.64	95-87-9=191	28-14	55-543
1985	11	477	1,459	3.06	16	132.64	198-338-18	.590	2,232	10	202.91	113.16	815	3,691	335.55	26	19-23	6-16	193	17.55	102-104-19=225	21-11	57-529
1986	11	442	1,554	3.52	10	141.27	189-325-15	.580	1,979	14	179.91	114.29	767	3,533	321.18	25	14-19	10-13	200	18.18	108-85-17=210	33-16	68-598
1987	11	403	1,186	2.94	13	107.82	266-470-20	.570	3,443	23	313.00	125.77	873	4,609	419.00	37	34-36	15-22	301	27.36	82-150-31=263	15-6	71-623
1988	11	382	1,243	3.25	15	113.00	292-496-20	.590	3,868	24	351.64	132.28	867	5,107	464.27	41	34-35	12-16	324	29.45	92-170-16=278	31-15	88-684
1989	12	427	1,966	4.60	17	163.83	279-439-20</																

## ANNUAL OPPONENT STATISTICS

RUSHING						PASSING						TOTAL OFFENSE			SCORING					1st Downs	Fumbles-	Penalties-	
Year	G	Att.	Yards	Avg.	TD	YPG	C-A-I	Pct.	Yards	TD	YPG	Rating	Plays	Yards	YPG	TD	PAT-A	FG-A	Pts.	PPG	R-P-Pen-Tot	Lost	Yards
1938	10	—	697	—	0	69.70	52-128-21	.406	563	1	56.30	47.34	342	1,260	126.00	1	1-1	0	7	0.70	37-22-3=62	24-12	27-225
1939	9	—	679	—	—	75.44	55-141-19	.390	607	—	67.44	—	429	1,286	142.89	6	3	1	42	4.67	42-24-4=70	16-7	15-135
1940	9	—	1,031	—	—	114.56	52-123-15	.423	548	—	60.89	—	—	1,579	175.44	8	4	0	52	5.78	44-37-0=71	13-8	24-165
1941	10	—	995	—	—	99.50	61-139-18	.439	719	—	71.90	—	—	1,714	171.40	9	7	0	61	6.10	60-22-7=89	23-16	31-214
1942	10	—	1,063	—	—	106.30	60-163-22	.368	808	—	80.80	—	—	1,871	187.10	15	8	0	98	9.80	85	—	N/A-257
1943	9	—	—	—	—	—	—	—	—	—	—	—	—	—	—	5	4	0	34	3.78	28-28-8=64	—	—
1944	10	—	1,147	—	—	114.70	—	—	908	—	90.80	—	—	2,055	205.50	—	—	—	118	11.80	55-23-7=85	—	—
1945	8	—	—	—	—	—	—	—	—	—	—	—	—	—	—	—	—	—	114	14.25	41-17-3=61	—	—
1946	9	—	902	—	—	100.22	62-168-16	.369	896	—	99.56	—	—	1,798	199.78	13	6	0	86	9.56	57-26-4=87	37-22	43-358
1947	9	—	1,341	—	—	149.00	75-177-16	.424	878	—	97.56	—	—	2,219	246.56	13	9	1	90	10.00	74-37-4=115	26-18	N/A-523
1948	9	375	1,204	3.21	—	133.78	77-169-20	.456	1,188	7	132.00	94.61	554	2,392	217.45	14	8-14	0	92	10.22	61-40-3=104	27-19	50-491
1949	9	355	980	2.76	—	108.89	82-189-9	.434	1,153	8	128.11	99.08	544	2,133	237.00	17	13-17	—	117	13.00	67-33-2=102	26-11	59-438
1950	10	447	1,411	3.16	—	141.10	66-144-17	.458	664	3	66.40	67.83	591	2,075	207.50	16	12-16	—	108	10.80	89-29-8=126	27-15	58-509
1951	10	461	1,523	3.30	—	152.30	63-158-24	.399	903	8	90.30	74.21	619	2,426	242.60	23	17-23	—	157	15.70	83-24-8=126	39-21	57-475
1952	10	498	1,605	3.22	—	160.50	44-125-4	.352	528	1	52.80	66.92	623	2,133	213.30	10	10-10	—	72	7.20	90-24-9=123	35-23	60-554
1953	10	426	1,443	3.39	—	144.30	52-154-18	.338	791	3	79.10	59.96	580	2,234	223.40	12	9-12	—	81	8.10	69-31-8=108	28-11	52-538
1954	11	534	2,248	4.21	—	204.36	62-152-26	.408	751	3	68.27	54.59	686	2,999	272.64	24	17-24	—	161	14.64	114-37-12=163	24-12	53-517
1955	10	423	1,212	2.87	—	121.20	53-129-17	.411	765	4	76.50	74.78	552	1,977	197.70	14	11-14	0-0	95	9.50	82-33-3=118	37-27	31-362
1956	10	467	1,692	3.62	—	169.20	54-121-24	.446	822	4	82.20	72.93	588	2,514	251.40	15	10-15	0-1	100	10.00	89-36-10=135	30-20	49-476
1957	11	461	1,683	3.65	—	153.00	72-171-10	.421	932	8	84.73	91.63	632	2,615	237.73	20	15-20	0-1	135	12.27	85-32-12=129	23-13	56-599
1958	10	461	1,669	3.62	—	166.90	71-169-15	.420	1,009	5	100.90	84.18	630	2,678	267.80	18	6-8	3-8	131	13.10	77-48-7=132	29-17	59-616
1959	10	461	1,509	3.27	—	150.90	81-185-12	.438	1,115	5	111.50	90.36	646	2,624	262.40	23	14-16	1-5	159	15.90	80-61-4=145	22-12	45-402
1960	11	432	1,587	3.67	—	144.27	104-222-18	.469	1,277	5	116.09	86.38	654	2,864	260.36	17	7-14	1-2	114	10.36	83-62-4=139	19-14	36-390
1961	10	403	1,320	3.28	—	132.00	77-174-16	.443	921	4	92.10	77.91	577	2,241	224.10	13	8-8	7-9	106	10.60	69-46-8=123	15-6	42-370
1962	10	435	1,240	2.85	—	124.00	115-209-15	.550	1,407	7	140.70	108.27	644	2,647	264.70	14	13-13	2-6	105	10.50	66-74-5=145	17-10	45-425
1963	10	403	1,570	3.90	—	157.00	97-233-17	.416	1,646	9	164.60	99.13	636	3,216	321.60	26	18-21	6-9	198	19.80	82-66-3=151	24-15	55-554
1964	10	447	1,569	3.51	—	156.90	105-205-15	.512	1,161	4	116.10	90.60	652	2,730	273.00	17	15-17	6-12	135	13.50	86-65-7=158	20-7	53-482
1965	10	404	1,330	3.29	—	133.00	111-234-16	.474	1,334	7	133.40	91.52	638	2,664	266.40	22	20-20	1-4	157	15.70	67-66-5=138	12-10	36-343
1966	10	414	1,485	3.59	—	148.50	117-241-14	.486	1,436	7	143.60	96.57	655	2,921	292.10	31	24-26	7-13	237	23.70	68-73-9=150	16-11	37-391
1967	10	452	1,433	3.17	—	143.30	89-190-16	.468	1,163	6	116.30	91.84	642	2,596	259.60	21	15-18	4-11	153	15.30	84-59-7=150	17-6	49-616
1968	10	537	2,590	4.82	—	259.00	110-221-11	.498	1,651	8	165.10	114.52	758	4,241	424.10	40	24-30	3-5	287	28.70	118-73-4=195	16-11	52-497
1969	10	597	2,910	4.87	—	291.00	71-159-10	.447	1,112	11	111.20	113.65	756	4,022	402.20	28	21-24	11-14	224	22.40	136-53-8=197	25-15	61-634
1970	11	578	2,595	4.49	24	235.91	105-225-21	.467	1,443	6	131.18	90.67	803	3,901	354.64	32	30-32	6-13	252	22.91	126-67-8=201	18-9	56-582
1971	11	537	2,135	3.98	11	194.09	133-263-20	.506	1,665	7	151.36	97.32	800	3,413	310.27	18	11-13	6-13	149	13.55	101-84-9=194	29-15	42-435
1972	11	511	2,120	4.15	12	192.73	113-217-16	.521	1,443	9	131.18	106.87	728	3,257	296.09	21	18-19	4-10	156	14.18	110-66-9=185	19-12	61-553
1973	11	588	2,344	3.99	14	213.09	74-156-8	.474	1,091	11	99.18	119.19	744	3,182	289.27	26	25-25	7-19	204	18.55	114-49-9=172	31-23	54-617
1974	11	544	2,216	4.07	21	201.45	82-176-14	.466	1,195	7	108.64	100.84	720	3,411	310.09	29	25-27	1-14	208	18.91	115-50-9=174	27-11	64-586
1975	11	589	2,731	4.64	23	248.27	98-179-18	.548	1,318	5	119.82	105.71	768	4,049	368.09	28	20-23	6-15	212	19.27	148-65-12=225	31-9	47-435
1976	11	588	2,534	4.31	19	230.36	91-176-8	.517	1,213	13	110.27	124.88	764	3,747	340.64	32	26-28	7-14	245	22.27	143-57-16=216	31-21	64-584
1977	11	580	2,343	4.04	23	213.00	97-179-9	.542	1,434	4	130.36	118.80	759	3,777	343.36	28	26-26	8-17	221	20.09	131-54-9=194	20-14	80-776
1978	11	594	2,478	4.17	21	225.27	113-215-14	.526	1,465	9	133.18	110.59	809	3,943	358.45	30	27-28	12-23	247	22.45	142-62-3=207	17-12	73-633
1979	11	671	3,079	4.59	29	279.91	92-208-15	.442	1,152	4	104.73	82.68	879	4,231	384.64	34	32-33	8-12	264	24.00	170-59-8=237	38-25	61-539
1980	11	640	2,803	4.38	27	254.82	115-322-13	.496	1,391	7	126.45	98.68	872	4,194	381.27	37	32-33	12-17	296	26.91	148-69-9=226		



# BOWL GAME RECORDS

## Passing Attempts

1. 49, Sean Renfree (37) vs. Cincinnati, Belk Bowl, 12-27-12
2. 46, Spence Fischer (28) vs. Wisconsin, Hall of Fame Bowl, 1-2-95
3. 45, Anthony Boone (29) vs. Texas A&M, Chick-fil-A Bowl, 12-31-13
4. 37, Thomas Sirk (17) vs. Indiana, New Era PinStripe Bowl, 12-26-15
5. 31, Anthony Boone (15) vs. Arizona State, Hyundai Sun Bowl, 12-27-14

## Pass Completions

1. 37, Sean Renfree (49) vs. Cincinnati, Belk Bowl, 12-27-12
2. 29, Anthony Boone (45) vs. Texas A&M, Chick-fil-A Bowl, 12-31-13
3. 28, Spence Fischer (46) vs. Wisconsin, Hall of Fame Bowl, 1-2-95
4. 17, Dave Brown (30) vs. Texas Tech, All American Bowl, 12-28-89
- 17, Thomas Sirk (37) vs. Indiana, New Era PinStripe Bowl, 12-26-15

## Passing Yards

1. 427, Anthony Boone (29-45) vs. Texas A&M, Chick-fil-A Bowl, 12-31-13
2. 358, Sean Renfree (37-49) vs. Cincinnati, Belk Bowl, 12-27-12
3. 314, Spence Fischer (28-46) vs. Wisconsin, Hall of Fame Bowl, 1-2-95
4. 268, Dave Brown (17-30) vs. Texas Tech, All American Bowl, 12-28-89
5. 193, Anthony Boone (15-31) vs. Arizona State, Hyundai Sun Bowl, 12-27-14

## Passing Touchdowns

1. 3, Dave Brown vs. Texas Tech, All American Bowl, 12-28-89
- 3, Anthony Boone vs. Texas A&M, Chick-fil-A Bowl, 12-31-13
- 2, Jerry Barger vs. Nebraska, Orange Bowl, 1-1-55
- 2, Anthony Boone vs. Arizona State, Hyundai Sun Bowl, 12-27-14
5. 1, Don Altman vs. Arkansas, Cotton Bowl, 1-2-61
- 1, Brandon Connette vs. Cincinnati, Belk Bowl, 12-27-12
- 1, Sean Renfree vs. Cincinnati, Belk Bowl, 12-27-12
- 1, Jamison Crowder vs. Arizona State, Hyundai Sun Bowl, 12-27-14
- 1, Thomas Sirk vs. Indiana, New Era PinStripe Bowl, 12-26-15

## Rushing Attempts

1. 29, Shaquille Powell (119) vs. Arizona State, Hyundai Sun Bowl, 12-27-14
2. 27, Tom Davis (101) vs. Alabama, Sugar Bowl, 1-1-45
3. 21, Robert Baldwin (70) vs. Wisconsin, Hall of Fame Bowl, 1-2-95
4. 20, Thomas Sirk (155) vs. Indiana, New Era PinStripe Bowl, 12-26-15
5. 17, Josh Snead (107) vs. Cincinnati, Belk Bowl, 12-27-12
- 17, Josh Snead (104) vs. Texas A&M, Chick-fil-A Bowl, 12-31-13
7. 15, Wray Carlton (84) vs. Oklahoma, Orange Bowl, 1-1-58
8. 14, George Clark (123) vs. Alabama, Sugar Bowl, 1-1-45
- 14, Eric Tipton (56) vs. Southern California, Rose Bowl, 1-2-39
10. 13, John Wilson (32) vs. Arkansas, Cotton Bowl, 1-2-61
- 13, Jela Duncan (109) vs. Indiana, New Era PinStripe Bowl, 12-26-15

## Rushing Yards

1. 155, Thomas Sirk (20) vs. Indiana, New Era PinStripe Bowl, 12-26-15
2. 124, Steve Lach (12) vs. Oregon State, Rose Bowl, 1-1-42
3. 123, George Clark (14) vs. Alabama, Sugar Bowl, 1-1-45
4. 119, Shaquille Powell (29) vs. Arizona State, Hyundai Sun Bowl, 12-27-14
5. 109, Jela Duncan (13) vs. Indiana, New Era PinStripe Bowl, 12-26-15
6. 107, Josh Snead (17) vs. Cincinnati, Belk Bowl, 12-27-12
7. 104, Josh Snead (17) vs. Texas A&M, Chick-fil-A Bowl, 12-31-13
8. 103, Shaun Wilson (9) vs. Indiana, New Era PinStripe Bowl, 12-26-15
9. 101, Tom Davis (27) vs. Alabama, Sugar Bowl, 1-1-45
10. 92, Juwan Thompson (11) vs. Texas A&M, Chick-fil-A Bowl, 12-31-13
11. 91, Bob Pascal (9) vs. Nebraska, Orange Bowl, 1-1-55
12. 84, Wray Carlton (15) vs. Oklahoma, Orange Bowl, 1-1-58
13. 80, Tom Davis (12) vs. Oregon State, Rose Bowl, 1-1-42
14. 70, Robert Baldwin (21) vs. Wisconsin, Hall of Fame Bowl, 1-2-95
15. 69, George Dutrow (12) vs. Oklahoma, Orange Bowl, 1-1-58
16. 56, Eric Tipton (14) vs. Southern California, Rose Bowl, 1-2-39

## Rushing Yards Per Attempt Average (min. 10 att.)

1. 10.33, Steve Lach (12-124) vs. Oregon State, Rose Bowl, 1-1-42
2. 8.79, George Clark (14-123) vs. Alabama, Sugar Bowl, 1-1-45
3. 8.38, Jela Duncan (13-109) vs. Indiana, New Era PinStripe Bowl, 12-26-15
4. 8.36, Juwan Thompson (11-92) vs. Texas A&M, Chick-fil-A Bowl, 12-31-13
5. 7.75, Thomas Sirk (20-155) vs. Indiana, New Era PinStripe Bowl, 12-26-15
6. 6.67, Tom Davis (12-80) vs. Oregon State, Rose Bowl, 1-1-42
7. 6.29, Josh Snead (17-107) vs. Cincinnati, Belk Bowl, 12-27-12
8. 6.12, Josh Snead (17-104) vs. Texas A&M, Chick-fil-A Bowl, 12-31-13
9. 5.75, George Dutrow (12-69) vs. Oklahoma, Orange Bowl, 1-1-58
10. 5.60, Wray Carlton (15-84) vs. Oklahoma, Orange Bowl, 1-1-58
11. 4.03, Shaquille Powell (29-119) vs. Arizona State, Hyundai Sun Bowl, 12-27-14
12. 4.00, Eric Tipton (14-56) vs. Southern California, Rose Bowl, 1-2-39

## Rushing Touchdowns

1. 2, George Clark vs. Alabama, Sugar Bowl, 1-1-45
- 2, Tom Davis vs. Alabama, Sugar Bowl, 1-1-45
- 2, Hal McElhaneys vs. Oklahoma, Orange Bowl, 1-1-58
- 2, Robert Baldwin vs. Wisconsin, Hall of Fame Bowl, 1-2-95
- 2, Thomas Sirk vs. Indiana, New Era PinStripe Bowl, 12-26-15

## Pass Receptions

1. 12, Jamison Crowder (163) vs. Texas A&M, Chick-fil-A Bowl, 12-31-13
2. 11, Bill Khayat (109) vs. Wisconsin, Hall of Fame Bowl, 1-2-95
3. 10, Conner Vernon (119) vs. Cincinnati, Belk Bowl, 12-27-12
4. 8, Tee Moorman (45) vs. Alabama, Sugar Bowl, 1-1-45
5. 7, Jamison Crowder (102) vs. Arizona State, Hyundai Sun Bowl, 12-27-14
6. 6, Clarkston Hines (112) vs. Texas Tech, All American Bowl, 12-28-89
- 6, Jon Jensen (97) vs. Wisconsin, Hall of Fame Bowl, 1-2-95
- 6, Jamison Crowder (49) vs. Cincinnati, Belk Bowl, 12-27-12
- 6, Braxton Deaver (116) vs. Texas A&M, Chick-fil-A Bowl, 12-31-13
10. 5, Dave Colonna (63) vs. Texas Tech, All American Bowl, 12-28-89
- 5, Jela Duncan (29) vs. Cincinnati, Belk Bowl, 12-27-12
- 5, Desmond Scott (60) vs. Cincinnati, Belk Bowl, 12-27-12

## Receiving Yards

1. 163, Jamison Crowder (12) vs. Texas A&M, Chick-fil-A Bowl, 12-31-13
2. 119, Conner Vernon (10) vs. Cincinnati, Belk Bowl, 12-27-12
3. 116, Braxton Deaver (6) vs. Texas A&M, Chick-fil-A Bowl, 12-31-13
4. 112, Clarkston Hines (6) vs. Texas Tech, All American Bowl, 12-28-89
5. 109, Bill Khayat (11) vs. Wisconsin, Hall of Fame Bowl, 1-2-95
6. 102, Jamison Crowder (7) vs. Arizona State, Hyundai Sun Bowl, 12-27-14
7. 97, Jon Jensen (6) vs. Wisconsin, Hall of Fame Bowl, 1-2-95
9. 93, Robert Gantt (4) vs. Oregon State, Rose Bowl, 1-1-42
9. 63, Dave Colonna (5) vs. Texas Tech, All American Bowl, 12-28-89
10. 60, Desmond Scott (5) vs. Cincinnati, Belk Bowl, 12-27-12
11. 53, Sonny Sorrell (3) vs. Nebraska, Orange Bowl, 1-1-55
12. 52, Shaquille Powell (3) vs. Arizona State, Hyundai Sun Bowl, 12-27-14
13. 49, Randy Cuthbert (4) vs. Texas Tech, All American Bowl, 12-28-89
- 49, Jamison Crowder (6) vs. Cincinnati, Belk Bowl, 12-27-12
- 49, T.J. Rahming (3) vs. Indiana, New Era PinStripe Bowl, 12-26-15

## Yards Per Pass Reception Average (min. 5 rec.)

1. 19.33, Braxton Deaver (6-116) vs. Texas A&M, Chick-fil-A Bowl, 12-31-13
2. 18.67, Clarkston Hines (6-112) vs. Texas Tech, All American Bowl, 12-28-89
3. 16.17, Jon Jensen (6-97) vs. Wisconsin, Hall of Fame Bowl, 1-2-95
4. 14.57, Jamison Crowder (7-102) vs. Arizona State, Hyundai Sun Bowl, 12-27-14
5. 13.58, Jamison Crowder (12-163) vs. Texas A&M, Chick-fil-A Bowl, 12-31-13
6. 12.60, Dave Colonna (5-63) vs. Texas Tech, All American Bowl, 12-28-89
7. 12.00, Desmond Scott (5-60) vs. Cincinnati, Belk Bowl, 12-27-12
8. 11.90, Conner Vernon (10-119) vs. Cincinnati, Belk Bowl, 12-27-12
9. 9.91, Bill Khayat (11-109) vs. Wisconsin, Hall of Fame Bowl, 1-2-95

## Receiving Touchdowns

1. 2, Dave Colonna vs. Texas Tech, All American Bowl, 12-28-89
2. 13 players with 1
- Last by Braxton Deaver vs. Indiana, New Era PinStripe Bowl, 12-26-15

## Total Offensive Yards

1. 454, Anthony Boone (27 rush, 427 pass) vs. Texas A&M, Chick-fil-A Bowl, 12-31-13
2. 367, Sean Renfree (6 rush, 358 pass) vs. Cincinnati, Belk Bowl, 12-27-12
3. 329, Spence Fischer (15 rush, 314 pass) vs. Wisconsin, Hall of Fame Bowl, 1-2-95
4. 318, Thomas Sirk (115 rush, 163 pass) vs. Indiana, New Era PinStripe Bowl, 12-26-15
5. 278, Dave Brown (10 rush, 268 pass) vs. Texas Tech, All American Bowl, 12-28-89

## Total TD Responsibility

1. 4, Anthony Boone (1 rush, 3 pass) vs. Texas A&M, Chick-fil-A Bowl, 12-31-13
- 3, Dave Brown (3 pass) vs. Texas Tech, All American Bowl, 12-28-89
- 3, Thomas Sirk (2 rush, 1 pass) vs. Indiana, New Era PinStripe Bowl, 12-26-15

## Points

1. 14, Ross Martin vs. Indiana, New Era PinStripe Bowl, 12-26-15
- 12, George Clark vs. Alabama, Sugar Bowl, 1-1-45
- 12, Tom Davis vs. Alabama, Sugar Bowl, 1-1-45
- 12, Hal McElhaneys vs. Oklahoma, Orange Bowl, 1-1-58
- 12, Dave Colonna vs. Texas Tech, All American Bowl, 12-28-89
- 12, Robert Baldwin vs. Wisconsin, Hall of Fame Bowl, 1-2-95
- 12, Ross Martin vs. Texas A&M, Chick-fil-A Bowl, 12-31-13
- 12, Thomas Sirk vs. Indiana, New Era PinStripe Bowl, 12-26-15
- 9, Tom Cochran vs. Wisconsin, Hall of Fame Bowl, 1-2-95
- 8, Ross Martin vs. Cincinnati, Belk Bowl, 12-27-12

## PATs

1. 6, Ross Martin vs. Texas A&M, Chick-fil-A Bowl, 12-31-13
- 5, Ross Martin vs. Indiana, New Era PinStripe Bowl, 12-26-15
- 4, Jim Nelson vs. Nebraska, Orange Bowl, 1-1-55
- 4, Ross Martin vs. Arizona State, Hyundai Sun Bowl, 12-27-14
- 3, Harold Raether vs. Alabama, Sugar Bowl, 1-1-45
- 3, Wray Carlton vs. Oklahoma, Orange Bowl, 1-1-58
- 3, Randy Gardner vs. Texas Tech, All American Bowl, 12-28-89

## Field Goals

1. 3, Ross Martin vs. Indiana, New Era PinStripe Bowl, 12-26-15
2. 2, Tom Cochran vs. Wisconsin, Hall of Fame Bowl, 1-2-95
- 2, Ross Martin vs. Cincinnati, Belk Bowl, 12-27-12
- 2, Ross Martin vs. Texas A&M, Chick-fil-A Bowl, 12-31-13

## Longest Field Goal

1. 52, Ross Martin vs. Cincinnati, Belk Bowl, 12-27-12
- 52, Ross Martin vs. Indiana, New Era PinStripe Bowl, 12-26-15

## Longest Punt

1. 79, Will Monday vs. Cincinnati, Belk Bowl, 12-27-12

## Points — Game

1. 48 vs. Texas A&M, Chick-fil-A Bowl, 12-31-13
2. 44 vs. Indiana, New Era PinStripe Bowl, 12-26-15
3. 34 vs. Nebraska, Orange Bowl, 1-1-55
- 34 vs. Cincinnati, Belk Bowl, 12-27-12
5. 31 vs. Arizona State, Hyundai Sun Bowl, 12-27-14
6. 29 vs. Alabama, Sugar Bowl, 1-1-45

## Points — Quarter

1. 24 vs. Texas A&M, Chick-fil-A Bowl, 12-31-13 (2nd)
2. 16 vs. Cincinnati, Belk Bowl, 12-27-12 (1st)
3. 14 vs. Nebraska, Orange Bowl, 1-1-55 (2nd)
- 14 vs. Nebraska, Orange Bowl, 1-1-55 (4th)
- 14 vs. Texas Tech, All American Bowl, 12-28-89 (2nd)
- 14 vs. Texas A&M, Chick-fil-A Bowl, 12-31-13 (1st)
- 14 vs. Arizona State, Hyundai Sun Bowl, 12-27-14 (2nd)
- 14 vs. Arizona State, Hyundai Sun Bowl, 12-27-14 (4th)
- 14 vs. Indiana, New Era PinStripe Bowl, 12-26-15 (4th)

## Points — Half

1. 38 vs. Texas A&M, Chick-fil-A Bowl, 12-31-13 (1st)
2. 24 vs. Indiana, New Era PinStripe Bowl, 12-26-15 (2nd)
3. 20 vs. Nebraska, Orange Bowl, 1-1-55 (2nd)
4. 18 vs. Cincinnati, Belk Bowl, 12-27-12 (2nd)
5. 17 vs. Arizona State, Hyundai Sun Bowl, 12-27-14 (1st)
- 17 vs. Indiana, New Era PinStripe Bowl, 12-26-15 (1st)

## Total Offensive Yards

1. 661 vs. Texas A&M, Chick-fil-A Bowl, 12-31-13
2. 560 vs. Cincinnati, Belk Bowl, 12-27-12
3. 536 vs. Indiana, New Era PinStripe Bowl, 12-26-15
4. 416 vs. Texas Tech, All American Bowl, 12-28-89
5. 400 vs. Arizona State, Hyundai Sun Bowl, 12-27-14
6. 399 vs. Wisconsin, Hall of Fame Bowl, 1-2-95
7. 383 vs. Alabama, Sugar Bowl, 1-1-45

## Rushing Yards

1. 373 vs. Indiana, New Era PinStripe Bowl, 12-26-15
2. 336 vs. Alabama, Sugar Bowl, 1-1-45
3. 288 vs. Nebraska, Orange Bowl, 1-1-55
4. 235 vs. Oklahoma, Orange Bowl, 1-1-58
5. 234 vs. Texas A&M, Chick-fil-A Bowl, 12-31-13

## Rushing Attempts

1. 64 vs. Nebraska, Orange Bowl, 1-1-55
- 62 vs. Alabama, Sugar Bowl, 1-1-45
- 59 vs. Oklahoma, Orange Bowl, 1-1-58

## Passing Yards

1. 427 vs. Texas A&M, Chick-fil-A Bowl, 12-31-13
2. 360 vs. Cincinnati, Belk Bowl, 12-27-12
3. 349 vs. Texas Tech, All American Bowl, 12-28-89
4. 314 vs. Wisconsin, Hall of Fame Bowl, 1-2-95

## Passing Attempts

1. 50 vs. Cincinnati, Belk Bowl, 12-27-12
2. 46 vs. Wisconsin, Hall of Fame Bowl, 1-2-95
3. 45 vs. Texas A&M, Chick-fil-A Bowl, 12-31-13
4. 42 vs. Texas Tech, All American Bowl, 12-28-89

## Pass Completions

1. 38 vs. Cincinnati, Belk Bowl, 12-27-12
2. 29 vs. Texas A&M, Chick-fil-A Bowl, 12-31-13
3. 28 vs. Wisconsin, Hall of Fame Bowl, 1-2-95
4. 25 vs. Texas Tech, All American Bowl, 12-28-89

## First Downs

1. 36 vs. Cincinnati, Belk Bowl, 12-27-12
2. 29 vs. Texas A&M, Chick-fil-A Bowl, 12-31-13
3. 23 vs. Nebraska, Orange Bowl, 1-1-55
- 23 vs. Wisconsin, Hall of Fame Bowl, 1-2-95
- 23 vs. Indiana, New Era PinStripe Bowl, 12-26-15

## Fewest Points Allowed

1. 6 vs. Arkansas, Cotton Bowl, 1-2-61
- 7 vs. Southern California, Rose Bowl, 1-2-39
- 7 vs. Nebraska, Orange Bowl, 1-1-55
4. 20 vs. Oregon State, Rose Bowl, 1-1-42

## Fewest Total Offensive Yards Allowed

1. 110 vs. Nebraska, Orange Bowl, 1-1-55
2. 226 vs. Southern California, Rose Bowl, 1-2-39
3. 249 vs. Alabama, Sugar Bowl, 1-1-45

## Fewest Rushing Yards Allowed

1. 84 vs. Nebraska, Orange Bowl, 1-1-55
2. 107 vs. Alabama, Sugar Bowl, 1-1-45
3. 140 vs. Southern California, Rose Bowl, 1-2-39

## Fewest Passing Yards Allowed

1. 26 vs. Nebraska, Orange Bowl, 1-1-55
2. 71 vs. Arkansas, Cotton Bowl, 1-2-61
3. 86 vs. Southern California, Rose Bowl, 1-2-39
4. 109 vs. Oklahoma, Orange Bowl, 1-1-58

## Fewest First Downs Allowed

1. 6 vs. Nebraska, Orange Bowl, 1-1-55
2. 8 vs. Arkansas, Cotton Bowl, 1-2-61
3. 12 vs. Oklahoma, Orange Bowl, 1-1-58
- 12 vs. Arkansas, Cotton Bowl, 1-2-61

# LONG PLAYS

## Rush

1.	85	Charlie Smith vs. Virginia Tech, 1951
	85	Shaun Wilson vs. Indiana, 2015
3.	83	Joel Arrington vs. Georgia Tech, 1959
	83	Ernie Jackson vs. Navy, 1971
	83	Justin Boyle vs. The Citadel, 2004
6.	82	Billy Cox vs. Maryland, 1948
7.	81	Ronnie Drummer vs. Miami, 2005
8.	80	Moffat Storer vs. Colgate, 1940
	80	Bernie Blaney vs. Tennessee, 1955
10.	79	Buddy Luper vs. North Carolina, 1943
11.	78	Jack Alexander vs. North Carolina, 1935
	78	Jap Davis vs. Georgia Tech, 1940
	78	Re'quan Boyette vs. Florida State, 2005
14.	77	Jap Davis vs. Georgia Tech, 1940
	77	Parker Boehme vs. Pittsburgh, 2015
16.	76	Leroy Gallman vs. Virginia, 1991
17.	75	Billy Cox vs. North Carolina, 1949
	75	Piney Field vs. Virginia Tech, 1951
19.	73	Red Smith vs. Army West Point, 1953
	73	William Thompson vs. Georgia Tech, 1970
	73	Thomas Sirk vs. Indiana, 2015
22.	72	Buddy Mulligan vs. Richmond, 1946
23.	70	Gordon Carver vs. Virginia, 1943
	70	Mark Leggett vs. Clemson, 1960
25.	69	George Clark vs. Georgia Tech, 1944
	69	George Clark vs. Wake Forest, 1945
	69	Chris Douglas vs. North Carolina, 2000
	69	Senterrio Landrum vs. Navy, 2002
	69	Shaun Wilson vs. Kansas, 2014
30.	68	Wray Carlton vs. Clemson, 1957
	68	Mark Johnson vs. Maryland, 1972
	68	Shaun Wilson vs. Kansas, 2014
33.	67	Jay Wilkinson vs. Clemson, 1963
	67	Jay Calabrese vs. South Carolina, 1965
	67	Avery Trollinger vs. N.C. State, 1977

## Pass

1.	99	Sean Renfree to Jamison Crowder vs. Miami, 2012
2.	97	Dave Brown to Clarkston Hines vs. Wake Forest, 1989
3.	89	Thomas Sirk to Shaun Wilson vs. N.C. Central, 2015
4.	88	Ben Bennett to Chris Castor vs. Tennessee, 1982
	88	Bobby Campbell to Scottie Montgomery vs. Vanderbilt, 1998
6.	81	Leo Hart to Wes Chesson vs. Wake Forest, 1968
7.	80	Craig Browning to Cedric Jones vs. Wake Forest, 1979
	80	Spence Fischer to Jon Jensen vs. North Carolina, 1993
9.	78	D. Bryant to Chris Douglas vs. Florida State, 2001
10.	77	Walt Rappold to Jay Wilkinson vs. Navy, 1961
	77	Sean Renfree to Jamison Crowder vs. Clemson, 2012

## Kickoff Return

1.	105	Ace Parker vs. North Carolina, 1936
2.	100	Greg Boone vs. Tennessee, 1982
	100	Leroy Gallman vs. Tennessee, 1993
	100	Ronnie Drummer vs. East Carolina, 2005
	100	DeVon Edwards vs. N.C. State, 2013
	100	DeVon Edwards vs. Georgia Tech, 2015
7.	99	Scottie Montgomery vs. Wake Forest, 1999
	99	DeVon Edwards vs. North Carolina, 2013
	99	DeVon Edwards vs. Pittsburgh, 2014
10.	98	Shaun Wilson vs. Indiana, 2015
11.	97	Bernie Blaney vs. Pittsburgh, 1956
	97	Cedric Jones vs. Wake Forest, 1979
	97	Randy Jones vs. Wake Forest, 1990
14.	96	Quinton McCracken vs. Clemson, 1988
15.	95	Harwood Smith vs. Wake Forest, 1935
	95	DeVon Edwards vs. Tulane, 2015
17.	94	Troy Slade vs. North Carolina, 1973
	94	Chris Davis vs. Maryland, 2004
	94	Jabari Marshall vs. Connecticut, 2007
	94	DeVon Edwards vs. Virginia, 2015

## Punt Return

1.	95	George Clark vs. Wake Forest, 1944
2.	92	George McAfee vs. Wash. & Lee, 1937
3.	85	Troy Slade vs. Tulane, 1973
4.	84	Ronnie Hamilton vs. Florida State, 2000
5.	82	Jay Wilkinson vs. N.C. State, 1961
	82	Ernie Jackson vs. Pittsburgh, 1969
	82	Jamison Crowder vs. Pittsburgh, 2013
8.	76	John Gutekunst vs. Maryland, 1963
	76	Jamison Crowder vs. N.C. Central, 2013
9.	75	Dave Lerps vs. N.C. State, 1953

## Interception Return

1.	90	Jack Alexander vs. North Carolina, 1935
2.	88	Gordon Carver vs. Bogue Field, 1945
3.	87	Dennis Tabron vs. Clemson, 1980
4.	85	Bill Duncan vs. George Washington, 1948
	85	John Talley vs. Maryland, 2004
6.	84	Sean Thomas vs. East Carolina, 1992
7.	83	Howard Hartley vs. Richmond, 1946
	83	John Gutekunst vs. N.C. State, 1964
9.	78	Fred Folger vs. Wake Forest, 1947
10.	76	Lee Butler vs. Stanford, 2011
11.	72	Fred Crawford vs. Tennessee, 1932

## Fumble Return

1.	95	August Campbell vs. Boston College, 2010
2.	78	Ed Rushton vs. Pittsburgh, 1956

## Blocked Field Goal Return

1.	75	Ross Cockrell vs. FIU, 2012
2.	70	Kenneth Stanford vs. North Carolina, 2004

## Defensive PAT Return

1.	100	Lamar Grant vs. Maryland, 1996 (INT)
2.	98	Kyler Brown vs. N.C. Central, 2012 (INT)

## Field Goal

1.	57	Vince Fusco vs. Clemson, 1976
2.	56	Brent Garber vs. East Carolina, 2002
3.	55	Doug Peterson vs. North Carolina, 1987
	55	Joe Sorgan vs. North Carolina, 2008
5.	54	Sims Lenhardt vs. Vanderbilt, 1998
	54	Brent Garber vs. Tennessee, 2003
7.	53	Sims Lenhardt vs. Vanderbilt, 1998
	53	Matt Brooks vs. Clemson, 2004
	53	Ross Martin vs. Virginia Tech, 2013
	53	Ross Martin vs. Boston College, 2015
11.	52	Brent Garber vs. N.C. State, 2002
	52	Joe Sorgan vs. Navy, 2008
	52	Will Snyderwine vs. Georgia Tech, 2010
	52	Ross Martin vs. Cincinnati, 2012
	52	Ross Martin vs. Indiana, 2015
16.	51	David Wright vs. N.C. State, 1970
	51	Sims Lenhardt vs. Florida State, 1998
	51	Matt Brooks vs. North Carolina, 2004
	51	Will Snyderwine vs. Wake Forest, 2009
	51	Ross Martin vs. Virginia Tech, 2013
	51	Ross Martin vs. Pittsburgh, 2015
	51	Ross Martin vs. Wake Forest, 2015
23.	50	Sims Lenhardt vs. Navy, 1997
	50	Sims Lenhardt vs. Georgia Tech, 1998
	50	Sims Lenhardt vs. N.C. State, 1999
	50	Brent Garber vs. Navy, 2002
	50	Ross Martin vs. Georgia Tech, 2012

## Punt

1.	81	Billy Cox vs. Navy, 1949
2.	80	Brian Morton vs. Clemson, 1999
3.	79	Tom Davis vs. N.C. Pre-Flight, 1943
	79	Will Monday vs. Cincinnati, 2012
5.	76	Harry Rossiter vs. Tennessee, 1932
6.	75	Ace Parker vs. Georgia Tech, 1934
7.	74	Spence Fischer vs. Georgia Tech, 1994
8.	73	Rodney Stewart vs. North Carolina, 1965
	73	Ricky Brummitt vs. Georgia Tech, 1978
10.	72	Eric Tipton vs. North Carolina, 1938
	72	Worth Lutz vs. Wake Forest, 1947
	72	Will Monday vs. Georgia Tech, 2013

# 2016 OPPONENT SPORTS INFORMATION DIRECTORY

<b>N.C. Central</b>	
Football Contact	Kyle Serba
E-mail	kserba@nccu.edu
Office Phone	(919) 530-7054
Cell Phone	(919) 796-1696
Website	nccueaglepride.com

<b>Wake Forest</b>	
Football Contact	Steve Shutt
E-mail	shutts@wfu.edu
Office Phone	(336) 758-5640
Cell Phone	(336) 970-7512
Website	wakeforestsports.com

<b>Northwestern</b>	
Football Contact	Paul Kennedy
E-mail	pkennedy@northwestern.edu
Office Phone	(874) 467-2028
Cell Phone	(312) 497-5990
Website	nusports.com

<b>Notre Dame</b>	
Football Contact	Michael Bertsch
E-mail	mbertsch1@nd.edu
Office Phone	(574) 631-8642
Cell Phone	(574) 532-4154
Website	und.com

<b>Virginia</b>	
Football Contact	Jim Daves
E-mail	jimdaves@virginia.edu
Office Phone	(434) 243-2467
Cell Phone	(434) 962-7668
Website	virginiapride.com

<b>Army West Point</b>	
Football Contact	Matt Faulkner
E-mail	matthew.faulkner@usma.edu
Office Phone	(845) 938-6871
Cell Phone	(845) 905-6591
Website	goarmywestpoint.com

<b>Louisville</b>	
Football Contact	Rocco Gasparro
E-mail	rocco@gocards.com
Office Phone	(502) 852-0102
Cell Phone	(502) 262-2258
Website	gocards.com

<b>Georgia Tech</b>	
Football Contact	Mike Flynn
E-mail	mflynn@athletics.gatech.edu
Office Phone	(404) 894-6283
Cell Phone	(828) 964-6406
Website	ramblinwreck.com

<b>Virginia Tech</b>	
Football Contact	Pete Moris
E-mail	morisvt@vt.edu
Office Phone	(540) 231-6726
Cell Phone	(816) 213-5411
Website	hokiesports.com

<b>North Carolina</b>	
Football Contact	Kevin Best
E-mail	kevinbest@unc.edu
Office Phone	(919) 962-8916
Cell Phone	(919) 619-7020
Website	goheels.com

<b>Pittsburgh</b>	
Football Contact	E.J. Borghetti
E-mail	eborghetti@athletics.pitt.edu
Office Phone	(412) 648-8240
Cell Phone	(412) 491-5110
Website	pittsburghpanthers.com

<b>Miami</b>	
Football Contact	Tom Symonds
E-mail	symonds@miami.edu
Office Phone	(305) 284-3248
Cell Phone	(305) 240-9142
Website	hurricanesports.com

# 2016 ACC FOOTBALL SCHEDULE

	WEEK 1 SEPTEMBER 3	WEEK 2 SEPTEMBER 10	WEEK 3 SEPTEMBER 17	WEEK 4 SEPTEMBER 24	WEEK 5 OCTOBER 1	WEEK 6 OCTOBER 8	WEEK 7 OCTOBER 15	WEEK 8 OCTOBER 22	WEEK 9 OCTOBER 29	WEEK 10 NOVEMBER 5	WEEK 11 NOVEMBER 12	WEEK 12 NOVEMBER 19	WEEK 13 NOVEMBER 26
--	-----------------------	------------------------	------------------------	------------------------	---------------------	---------------------	----------------------	----------------------	----------------------	-----------------------	------------------------	------------------------	------------------------

## ATLANTIC DIVISION

BOSTON COLLEGE	GEORGIA TECH (DUBLIN 17:30AM EST/SPK2)	AT TAMU	AT VIRGINIA TECH	WASHER	BUFFALO	CLEMSON (FRI. 10/7)	OPEN	SYRACUSE	AT NC STATE	LOUISVILLE	AT FLORIDA STATE (FRI. 11/11)	UCONN	AT WAKE FOREST
CLEMSON	AT AUBURN	TROY	SOUTH CAROLINA STATE	AT GEORGIA TECH (THURS. 9/22 EST/PA)	LOUISVILLE	AT BOSTON COLLEGE (FRI. 10/1)	NC STATE	OPEN	AT FLORIDA STATE	SYRACUSE	PITT	AT WAKE FOREST	SOUTH CAROLINA
FLORIDA STATE	DE MOORE (DUBLIN 10:45 EST/SPK1)	CHARLESTON SOUTH COAST	AT LOUISVILLE	AT SOUTH FLORIDA	USF	AT NORTH CAROLINA	AT MIAMI	OPEN	WAKE FOREST	CLEMSON	BOSTON COLLEGE (FRI. 11/11)	AT SYRACUSE	FLORIDA
LOUISVILLE	CHARLOTTE (THURS. 9/1)	AT SYRACUSE (FRI. 9/9)	FLORIDA STATE	AT MARSHALL	AT CLEMSON	OPEN	DUKE (FRI. 10/14)	NC STATE	AT VIRGINIA	AT BOSTON COLLEGE	WAKE FOREST	AT HOUSTON (11/17 OR 11/18)	KENTUCKY
NC STATE	WILLIAM & MARY	AT EAST CAROLINA	OLD DOMINION	OPEN	WAKE FOREST	NOTRE DAME	AT CLEMSON	AT LOUISVILLE	BOSTON COLLEGE	FLORIDA STATE	AT SYRACUSE	MIAMI	AT NORTH CAROLINA (FRI. 11/25)
SYRACUSE	COLGATE (9/1, 9/2, OR 9/3)	LOUISVILLE (FRI. 9/9)	SOUTH FLORIDA	AT UCONN	NOTRE DAME (FRI. 9/24)	AT WAKE FOREST	VIRGINIA TECH	AT BOSTON COLLEGE	OPEN	AT CLEMSON	NC STATE	FLORIDA STATE	AT PITT
WAKE FOREST	TULANE (THURS. 9/1)	AT DUKE	DELAWARE	AT INDIANA	AT NC STATE	SYRACUSE	AT FLORIDA STATE	OPEN	ARMY	VIRGINIA	AT LOUISVILLE	CLEMSON	BOSTON COLLEGE

## COASTAL DIVISION

DUKE	NC CENTRAL	WAKE FOREST	AT NORTHWESTERN	AT NOTRE DAME	VIRGINIA	ARMY	AT LOUISVILLE (FRI. 10/14)	OPEN	AT GEORGIA TECH	VIRGINIA TECH	AT KENTUCKY (THURS. 11/11 EST/PA)	AT PITT	AT MIAMI
GEORGIA TECH	AT BOSTON COLLEGE (DUBLIN 17:30AM EST/SPK2)	MERCER	VANDERBILT	CLEMSON (THURS. 9/22 EST/PA)	MIAMI	AT PITT	GEORGIA SOUTHERN	OPEN	DUKE	AT NORTH CAROLINA	AT VIRGINIA TECH	VIRGINIA	AT GEORGIA
MIAMI	FLORIDA A&M	FLORIDA ATLANTIC	AT APP STATE	OPEN	AT GEORGIA TECH	FLORIDA STATE	NORTH CAROLINA	AT VIRGINIA TECH (THURS. 10/21 EST/PA)	AT NOTRE DAME	PITT	AT VIRGINIA	AT NC STATE	DUKE
NORTH CAROLINA	GEORGIA (ATLANTA)	AT ILLINOIS	JAMES MADISON	PITT	AT FLORIDA STATE	VIRGINIA TECH	AT MIAMI	AT VIRGINIA	OPEN	GEORGIA TECH	AT DUKE (THURS. 11/11 EST/PA)	THE CITADEL	NC STATE (FRI. 11/25)
PITT	VILLANOVA	PENN STATE	AT OKLAHOMA STATE	AT NORTH CAROLINA	MARSHALL	GEORGIA TECH	AT VIRGINIA	OPEN	AT VIRGINIA TECH (THURS. 10/21 EST/PA)	AT MIAMI	AT CLEMSON	DUKE	SYRACUSE
VIRGINIA	RICHMOND	AT OREGON	AT UCONN	CENTRAL MICHIGAN	AT DUKE	OPEN	PITT	NORTH CAROLINA	LOUISVILLE	WAKE FOREST	MIAMI	AT GEORGIA TECH	AT VIRGINIA TECH
VIRGINIA TECH	LIBERTY	TENNESSEE (BOSTON)	BOSTON COLLEGE	EAST CAROLINA	OPEN	AT NORTH CAROLINA	AT SYRACUSE	MIAMI (THURS. 10/21 EST/PA)	AT PITT (THURS. 10/21 EST/PA)	AT DUKE	GEORGIA TECH	AT NOTRE DAME	VIRGINIA



2016 DR PEPPER ACC FOOTBALL CHAMPIONSHIP GAME | ATLANTIC DIVISION CHAMPION VS COASTAL DIVISION CHAMPION | BANK OF AMERICA STADIUM | CHARLOTTE, NORTH CAROLINA

#ACCFOG  
DECEMBER 3





# **YEAR-BY-YEAR REVIEW**

1931 Overall Record: 5-3-2 SC: 3-3-1 (8th)

Head Coach: Wallace Wade  
Assistant Coaches: Eddie Cameron (Backfield), Dumpy Hagler (Line), Carl Voyles (End)  
Starting Lineup: E Fred Crawford, E Don Hyatt, T James Harton, T W.J. Bryan, G Carl Schock, G Bert Friedman, C Emery Atkins, B Arthur Ershler, B Kidd Brewer, B Lowell Mason  
Captain: Kidd Brewer | Team MVP: —  
All-SC: —  
All-America: — | Academic All-America: —  
Miscellaneous Awards: —

S 26	South Carolina	A	L	0-7	—	1st game for HC Wallace Wade; SCAR RB Clary GW 24-yard rush TD
O 3	VMI	H	W	13-0	—	Brewer 13-81 rushing & 2 TDs; Brownlee 14-97 rushing; Halftime: Duke, 6-0
O 10	Villanova	H	W	18-0	—	Brewer 20-80 rushing & 2 TDs; Punts: Duke 13, VILL 12; Fumbles lost: Duke 3, VILL 5
O 17	Davidson	A	T	0-0	—	Brewer 41 rushing yards; Brownlee 39 rushing yards; DAV FB McQueen 42 rushing yards; TOs: Duke 4, DAV 2
O 23	Wake Forest	H	W	28-0	—	Brewer 31-186 rushing & 4 TDs; Laney 16-49 rushing; WF 86 total yards; Duke defense 4 INTs; 1st downs: Duke 17, WF 7
O 31	Tennessee	A	L	2-25	—	TENN HB McEver 18-66 rushing & 1 TD; Laney 9-41 rushing; Total offense: Duke 123, TENN 337
N 7	Kentucky	A	W	7-0	—	Harton 25-yard INT return for TD; Laney 14-522 punting; Total offense: Duke 60, KENT 257; 1st downs: Duke 3, KENT 12; Duke defense 4 INTs
N 14	N.C. State	H	L	0-14	—	NCS QB McQuage 6-70 rushing & 1 TD + 2 PATs; Laney 11-65 rushing; Halftime: NCS, 14-0
N 21	North Carolina	H	T	0-0	—	Brewer 22-41 rushing; UNC HB Phipps 10-58 rushing; Sink INT ends UNC drive at Duke 16 (4th); 1st downs: Duke 7, UNC 7
N 28	Washington & Lee	A	W	6-0	—	Mason 88-yard KOR for TD to open 3rd quarter; TOs: Duke 4, W&L 3; W&L P F.R. Bailey 15-546 punting

	1st	2nd	3rd	4th	OT	Total
Duke	—	—	—	—	—	74
Opponents	—	—	—	—	—	46
TEAM STATISTICS				Duke		Opponents
SCORING				74		46
Points Per Game				7.4		4.6
FIRST DOWNS				—		—
Rushing				—		—
Passing				—		—
Penalty				—		—
RUSHING YARDAGE				—		—
Yards gained rushing				—		—
Yards lost rushing				—		—
Rushing Attempts				—		—
Average Per Rush				—		—
Average Per Game				—		—
TDs Rushing				—		—
PASSING YARDAGE				—		—
Comp-Att-Int				—		—
Average Per Pass				—		—
Average Per Catch				—		—
Average Per Game				—		—
TDs Passing				—		—
TOTAL OFFENSE				—		—
Total Plays				—		—
Average Per Play				—		—
Average Per Game				—		—
KICK RETURNS: #-Yards				—		—
PUNT RETURNS: #-Yards				—		—
INT RETURNS: #-Yards				—		—
KICK RETURN AVERAGE				—		—
PUNT RETURN AVERAGE				—		—
INT RETURN AVERAGE				—		—
FUMBLES-LOST				—		—
PENALTIES-Yards				—		—
Average Per Game				—		—
PUNTS-Yards				—		—
Average Per Punt				—		—
Net punt average				—		—
KICKOFFS-Yards				—		—
Average Per Kick				—		—
Net kick average				—		—
TIME OF POSSESSION/Game				—		—
3RD-DOWN Conversions				—		—
3rd-Down Pct				—		—
4TH-DOWN Conversions				—		—
4th-Down Pct				—		—
SACKS BY-Yards				—		—
TOUCHDOWNS SCORED				11		6
FIELD GOALS-ATTEMPTS				—		—
ON-SIDE KICKS				—		—
RED-ZONE SCORES				—		—
RED-ZONE TOUCHDOWNS				—		—
PAT-ATTEMPTS				—		—

RUSHING									
Player	G	Att	Gain	Loss	Net	Avg	TD	Lg	Avg/G
K. Brewer	—	154	—	—	568	3.7	8	—	—
N. Laney	—	66	—	—	274	4.2	0	—	—
J. Brownlee	—	53	—	—	209	3.9	1	—	—
L. Mason	—	64	—	—	201	3.1	1	—	—
K. Abbott	—	27	—	—	105	3.9	0	—	—
H. Hendrickson	—	16	—	—	58	3.6	0	—	—
W. Belue	—	9	—	—	18	2.0	0	—	—
J. Sink	—	4	—	—	14	3.5	0	—	—
N. James	—	1	—	—	4	4.0	0	—	—
PASSING									
Player	G	Effic	C-A-I	Pct	Yds	TD	Lg	Avg/G	
RECEIVING									
Player	G	No.	Yds	Avg	TD	Lg	Avg/G		
SCORING									
Player	TD	FG	Kick	Rush	Rcv	Pass	Dxp	Saf	Pts
K. Brewer	8	—	3	—	—	—	—	—	51
J. Brownlee	1	—	—	—	—	—	—	—	6
J. Harton	1	—	—	—	—	—	—	—	6
L. Mason	1	—	—	—	—	—	—	—	6
J. Mullen	0	—	1	—	—	—	—	—	1
PUNTING									
Player	No.	Yds	Avg	Lg	TB	FC	i20	50+	Blk
KICKOFF RETURNS									
Player	No.	Yds	Avg	TD	Lg				
PUNT RETURNS									
Player	No.	Yds	Avg	TD	Lg				
INTERCEPTIONS									
Player	No.	Yds	Avg	TD	Lg				
FIELD GOALS									
Player	FGM-A	Pct	1-19	20-29	30-39	40-49	50+	Lg	Blk
TOTAL OFFENSE LEADERS									
Player	G	Plays	Rush	Pass	Total	Avg/G			
ALL PURPOSE YARDAGE LEADERS									
Player	G	Rush	Rec	PR	KOR	IR	Total	Avg/G	
TACKLE LEADERS									
Player	G	UA	A	Tot	TFL/Yds	Sacks/Yds	PBU		
CAUSED FUMBLES									
FUMBLE RECOVERIES									

## 1932

Overall Record: 7-3 SC: 5-3 (9th)

Miscellaneous Awards: —

S 24	Davidson	H	W	13-0	—	Mason 15-68 rushing & 1 TD; Cox 7-36 rushing & 1 TD; Punting: Duke 14-540, DAV 20-642; Passing: Duke 0-1, DAV 0-2
O 1	VMI	A	W	44-0	—	Laney 2 rushing TDs; Halftime: Duke, 19-0
O 8	Auburn	A	L	7-18	—	AUB HB Kimbrell 3 TDs; AUB converts 2 Duke fumbles into TDs in first 10 minutes; Cox 24-67 rushing; Laney DNP (injury)
O 15	Maryland	H	W	34-0	—	Laney 15-80 rushing; Cox 20-76 rushing & 2 TDs; Rushing yards: Duke 244, MD -15; Crawford 1 FR; Halftime: Duke, 7-0
Q 21	Wake Forest	H	W	9-0	—	Laney 60-yard TD rush (1st); WF HB Wall tackled by Crawford in EZ for safety (2nd)
O 29	Tennessee	A	L	13-16	—	TENN HB Wynn GW GF (4th); TENN HB Feathers 2 TDs; Crawford 72-yard INT return for TD
N 5	Kentucky	H	W	13-0	—	—
N 12	N.C. State	A	L	0-6	—	NCS FB Chumiskey 1-yard TD rush (3rd); Duke offense failed to cross midfield; Rushing yards: Duke 54, NCS 133
N 19	North Carolina	A	W	7-0	—	Laney 2-yard TD rush (1st); Wentz blocked punt; Punts: Duke 14, UNC 14
N 25	Washington & Lee	H	W	13-0	—	Abbott 2 TDs; 1st downs: Duke 13, W&L 0; Total offense: Duke 271, W&L 37

	1st	2nd	3rd	4th	OT	Total
Duke	—	—	—	—	—	153
Opponents	—	—	—	—	—	40
TEAM STATISTICS				Duke	Opponents	
SCORING				153	40	
Points Per Game				15.3	4.0	
FIRST DOWNS				—	—	
Rushing				—	—	
Passing				—	—	
Penalty				—	—	
RUSHING YARDAGE				—	—	
Yards gained rushing				—	—	
Yards lost rushing				—	—	
Rushing Attempts				—	—	
Average Per Rush				—	—	
Average Per Game				—	—	
TDs Rushing				—	—	
PASSING YARDAGE				—	—	
Comp-Att-Int				—	—	
Average Per Pass				—	—	
Average Per Catch				—	—	
Average Per Game				—	—	
TDs Passing				—	—	
TOTAL OFFENSE				—	—	
Total Plays				—	—	
Average Per Play				—	—	
Average Per Game				—	—	
KICK RETURNS: # Yards				—	—	
PUNT RETURNS: # Yards				15.3	4.0	
INT RETURNS: # Yards				—	—	
KICK RETURN AVERAGE				—	—	
PUNT RETURN AVERAGE				—	—	
INT RETURN AVERAGE				—	—	
FUMBLES-LOST				—	—	
PENALTIES-Yards				—	—	
Average Per Game				—	—	
PUNTS-Yards				—	—	
Average Per Punt				—	—	
Net punt average				—	—	
KICKOFFS-Yards				—	—	
Average Per Kick				—	—	
Net kick average				—	—	
TIME OF POSSESSION/Game				—	—	
3RD-DOWN Conversions				—	—	
3rd-Down Pct				—	—	
4TH-DOWN Conversions				—	—	
4th-Down Pct				—	—	
SACKS BY-Yards				—	—	
TOUCHDOWNS SCORED				23	5	
FIELD GOALS-ATTEMPTS				—	—	
ON-SIDE KICKS				—	—	
RED-ZONE SCORES				—	—	
RED-ZONE TOUCHDOWNS				—	—	
PAT-ATTEMPTS				—	—	

Player	G	Att	Gain	Loss	Net	Avg	TD	Lg	Avg/G
N. Laney	—	114	—	—	472	4.1	5	—	—
L. Mason	—	116	—	—	304	2.6	4	—	—
R. Cox	—	82	—	—	283	3.5	4	—	—
K. Abbott	—	52	—	—	145	2.8	4	—	—
J. Brownlee	—	31	—	—	139	4.5	1	—	—
B.O. Cornelius	—	15	—	—	52	3.5	0	—	—
H. Hendrickson	—	5	—	—	13	2.6	0	—	—

Player	G	Effic	C-A-I	Pct	Yds	TD	Lg	Avg/G
--------	---	-------	-------	-----	-----	----	----	-------

Player	G	No.	Yds	Avg	TD	Lg	Avg/G
--------	---	-----	-----	-----	----	----	-------

Player	TD	FG	Kick	Rush	Rcv	Pass	Dxp	Saf	Pts
N. Laney	5	—	—	—	—	—	—	—	30
K. Abbott	4	—	4	—	—	—	—	—	28
R. Cox	4	—	3	—	—	—	—	—	27
L. Mason	4	—	—	—	—	—	—	—	24
J. Brownlee	1	—	—	—	—	—	—	—	6
F. Crawford	1	—	—	—	—	—	—	—	6
N. James	1	—	—	—	—	—	—	—	6
E. Tarrall	1	—	—	—	—	—	—	—	6
E. Wentz	1	—	—	—	—	—	—	—	6
H. Rossiter	1	—	—	—	—	—	—	—	6
B.O. Cornelius	0	—	3	—	—	—	—	—	3
A. Ershler	0	—	3	—	—	—	—	—	3

Player	No.	Yds	Avg	Lg	TB	FC	i20	50+	Blk
--------	-----	-----	-----	----	----	----	-----	-----	-----

Player	No.	Yds	Avg	TD	Lg
--------	-----	-----	-----	----	----

Player	No.	Yds	Avg	TD	Lg
--------	-----	-----	-----	----	----

Player	No.	Yds	Avg	TD	Lg
--------	-----	-----	-----	----	----

Player	FGM-A	Pct	1-19	20-29	30-39	40-49	50+	Lg	Blk
--------	-------	-----	------	-------	-------	-------	-----	----	-----

Player	G	Plays	Rush	Pass	Total	Avg/G
--------	---	-------	------	------	-------	-------

Player	G	Rush	Rec	PR	KOR	IR	Total	Avg/G
--------	---	------	-----	----	-----	----	-------	-------

Player	G	UA	A	Tot	TFL/Yds	Sacks/Yds	PBU
--------	---	----	---	-----	---------	-----------	-----

—

—



1933

Overall Record: 9-1 SC: 4-0 (1st)

Southern Conference Champions

Head Coach: Wallace Wade  
Assistant Coaches: Eddie Cameron (Backfield), Dumpy Hagler (Line), Carl Voyles (End), Herschel Caldwell (Freshman), Freddie Sington (Freshman Line), Alex Waite (Freshman Line)  
Starting Lineup: E Earle Wentz, E Tom Rogers, T Gus Durner, T Fred Crawford, G Jack Dunlap, G Carl Schock, C E.B. Dunlap, QB Horace Hendrickson, LHB B.O. Cornelius, RHB Harry Rossiter, FB Robert Cox  
Captains: Carl Schook | Team MVP: Fred Crawford  
All-SC: Fred Crawford, Tom Rogers, Horace Hendrickson, Robert Cox  
All-America: Fred Crawford<sup>1</sup> | Academic All-America: —  
Miscellaneous Awards: —

S 30	VMI	N <sup>7</sup>	W	37-6	10,000	Cox 3 TD rushes (8, 2 & 1); McAninch 65-yard TD pass from Rossiter; Total offense: Duke 564, VMI 51
O 7	Wake Forest	H	W	22-0	—	—
O 14	Tennessee	H	W	10-2	22,000	Cornelius 18-yard FG, 15-yard TD rush & PAT; Cox 15-49 rushing
O 21	Davidson	A	W	19-7	—	Cox 8-28 rushing & 2 TDs; Cornelius 7-70 rushing
O 28	Kentucky	A	W	14-7	15,000	Cox GW 1-yard TD rush (1st play of 4th); Cox 2 TD rushes; Duke TO on downs at KENT 1 (3rd)
N 4	Auburn	H	W	13-7	—	Cox 20-49 rushing & 1 TD; Rogers 2-38 receiving & 1 TD; Punting: Duke 13-518, AUB 13-544
N 11	Maryland	A	W	38-7	10,000	Ward 3 total TDs (2 rush); Alexander 20-93 rushing & 1 TD; Laney 16-58 rushing + 2 TD passes
N 18	North Carolina	H	W	21-0	32,000	Cornelius 10-43 rushing; Hendrickson 4-21 rushing & 2 TDs; UNC HB McDonald 15-41 rushing; Duke defense 8 INTs
N 25	N.C. State	H	W	7-0	10,000	Alexander GW 2-yard TD rush (4th); Alexander 15-47 rushing; E.B. Dunlap INT of HB McQuage ends NCS final drive (4th)
D 2	Georgia Tech	A	L	0-6	16,000	GT E Davis 7-yard TD rush (2nd); Duke TO on downs ends final drive at GT 27 (4th); GT defense 6 INTs

	1st	2nd	3rd	4th	OT	Total
Duke	—	—	—	—	—	181
Opponents	—	—	—	—	—	42
TEAM STATISTICS				Duke		Opponents
SCORING				181		42
Points Per Game				18.1		4.2
FIRST DOWNS				—		—
Rushing				—		—
Passing				—		—
Penalty				—		—
RUSHING YARDAGE				—		—
Yards gained rushing				—		—
Yards lost rushing				—		—
Rushing Attempts				—		—
Average Per Rush				—		—
Average Per Game				—		—
TDs Rushing				—		—
PASSING YARDAGE				—		—
Comp-Att-Int				—		—
Average Per Pass				—		—
Average Per Catch				—		—
Average Per Game				—		—
TDs Passing				—		—
TOTAL OFFENSE				—		—
Total Plays				—		—
Average Per Play				—		—
Average Per Game				—		—
KICK RETURNS: #-Yards				—		—
PUNT RETURNS: #-Yards				—		—
INT RETURNS: #-Yards				—		—
KICK RETURN AVERAGE				—		—
PUNT RETURN AVERAGE				—		—
INT RETURN AVERAGE				—		—
FUMBLES-LOST				—		—
PENALTIES-Yards				—		—
Average Per Game				—		—
PUNTS-Yards				—		—
Average Per Punt				—		—
Net punt average				—		—
KICKOFFS-Yards				—		—
Average Per Kick				—		—
Net kick average				—		—
TIME OF POSSESSION/Game				—		—
3RD-DOWN Conversions				—		—
3rd-Down Pct				—		—
4TH-DOWN Conversions				—		—
4th-Down Pct				—		—
SACKS BY-Yards				—		—
TOUCHDOWNS SCORED				27		6
FIELD GOALS-ATTEMPTS				—		—
ON-SIDE KICKS				—		—
RED-ZONE SCORES				—		—
RED-ZONE TOUCHDOWNS				—		—
PAT-ATTEMPTS				—		—

RUSHING									
Player	G	Att	Gain	Loss	Net	Avg	TD	Lg	Avg/G
R. Cox	—	152	—	—	467	3.1	—	—	—
B.O. Cornelius	—	62	—	—	357	5.8	—	—	—
N. Laney	—	102	—	—	337	3.3	—	—	—
J. Alexander	—	59	—	—	257	4.4	—	—	—
J. Ward	—	21	—	—	114	5.4	—	—	—
H. Hendrickson	—	24	—	—	85	3.5	—	—	—
H. Rossiter	—	15	—	—	67	4.5	—	—	—
R. McAninch	—	25	—	—	62	2.5	—	—	—
A. Kelly	—	8	—	—	30	3.8	—	—	—
E. Tarrall	—	4	—	—	18	4.5	—	—	—
Nordstrom	—	1	—	—	4	4.0	—	—	—
Brumbach	—	2	—	—	2	1.0	—	—	—
A. Keller	—	3	—	—	0	0.0	—	—	—
PASSING									
Player	G	Effic	C-A-I	Pct	Yds	TD	Lg	Avg/G	
—									
RECEIVING									
Player	G	No.	Yds	Avg	TD	Lg	Avg/G		
—									
SCORING									
Player	TD	FG	Kick	Rush	Rcv	Pass	Dxp	Saf	Pts
R. Cox	11	—	3	—	—	—	—	—	69
J. Alexander	5	—	—	—	—	—	—	—	30
B.O. Cornelius	1	1	9	—	—	—	—	—	18
T. Rogers	3	—	—	—	—	—	—	—	18
H. Hendrickson	2	—	2	—	—	—	—	—	14
J. Ward	2	—	—	—	—	—	—	—	12
Jones	1	—	—	—	—	—	—	—	6
N. Laney	1	—	—	—	—	—	—	—	6
R. McAninch	1	—	—	—	—	—	—	—	6
F. Crawford	—	—	—	—	—	—	—	—	1
PUNTING									
Player	No.	Yds	Avg	Lg	TB	FC	i20	50+	Blk
—									
KICKOFF RETURNS									
Player	No.	Yds	Avg	TD	Lg				
—									
PUNT RETURNS									
Player	No.	Yds	Avg	TD	Lg				
—									
INTERCEPTIONS									
Player	No.	Yds	Avg	TD	Lg				
—									
FIELD GOALS									
Player	FGM-A	Pct	1-19	20-29	30-39	40-49	50+	Lg	Blk
—									
TOTAL OFFENSE LEADERS									
Player	G	Plays	Rush	Pass	Total	Avg/G			
—									
ALL PURPOSE YARDAGE LEADERS									
Player	G	Rush	Rec	PR	KOR	IR	Total	Avg/G	
—									

TACKLE LEADERS									
Player	G	UA	A	Tot	TFL/Yds	Sacks/Yds	PBU		
—									
CAUSED FUMBLES									
—									
FUMBLE RECOVERIES									
—									

1934

Overall Record: 7-2 SC: 3-1 (13rd)

Head Coach: Wallace Wade  
Assistant Coaches: Eddie Cameron (Backfield), Dumpy Hagler (Line), Carl Voyles (End)  
Starting Lineup: LE Earle Wentz, LT Gus Durner, LG James Johnston, C E.B. Dunlap, RG Jack Dunlap, RT Joe Cardwell or Thomas Power, RE Elmer Tarrall, QB Ace Parker, LHB B.O. Cornelius, RHB Jule Ward, FB Jack Alexander  
Captain: Jack Dunlap | Team MVP: Earle Wentz  
All-SC: Earle Wentz, Gus Durner, Jack Dunlap, Ace Parker, B.O. Cornelius  
All-America: Earle Wentz<sup>2</sup>, Jack Dunlap<sup>3</sup> | Academic All-America: —  
Miscellaneous Awards: —

S 29	VMI	A	W	46-0	—	Alexander 3 TD rushes (13, 6 & 1); Wentz 26-yard blocked punt return for TD; Whitener 25-yard INT return for TD; Halftime: Duke, 6-0
O 6	Clemson	H	W	20-6	7,000	Cornelius 3-yard TD rush & 68-yard PR for TD; Parker 8-34 rushing & 1 TD; Alexander 14-58 rushing; Duke passing 0-2 & 1 INT
O 13	Georgia Tech	H	W	20-0	30,000	Parker 18-yard TD pass to Wentz & 35-yard TD pass to Cornelius; Alexander 1-yard TD rush; Total offense: Duke 187, GT 114
O 20	Davidson	A	W	20-0	10,000	Parker 14-92 rushing & 1 TD; Whitener 11-30 rushing & 1 TD; Duke defense 4 INTs; Duke passing 0-2
O 27	Tennessee	A	L	6-14	20,000	TENN HB Vaughan 41 rushing yards & 1 TD; TENN HB Palmer 1 TD rush; Tarrell 14-yard blocked punt return for TD; Parker 15 punts
N 3	Auburn	A	W	13-6	3,000	Cornelius GW PAT following own 21-yard TD pass from Parker (4th); Alexander 40-yard TD rush (4th); Duke defense 4 FRs
N 10	Wake Forest	H	W	28-7	—	Cornelius 4-34 rushing & 1 TD; Alexander 37-yard INT return for TD; Johnston 66-yard PR return for TD; Duke defense 4 INTs
N 17	North Carolina	A	L	0-7	30,000	UNC E Buck GW 12-yard TD pass from HB Jackson (4th); Duke incomplete pass ends final drive from UNC 35 (:00; 4th)
D 1	N.C. State	H	W	32-0	9,000	Parker 2 total TDs (1 rush & 1 pass); Cornelius 11-54 rushing & 1 TD; NCS FB Rex 4-41 rushing; TOS: Duke 1, NCS 4

	1st	2nd	3rd	4th	OT	Total
Duke	—	—	—	—	—	185
Opponents	—	—	—	—	—	40
TEAM STATISTICS				Duke		Opponents
SCORING				185		40
Points Per Game				20.6		4.4
FIRST DOWNS				—		—
Rushing				—		—
Passing				—		—
Penalty				—		—
RUSHING YARDAGE				—		—
Yards gained rushing				—		—
Yards lost rushing				—		—
Rushing Attempts				—		—
Average Per Rush				—		—
Average Per Game				—		—
TDs Rushing				—		—
PASSING YARDAGE				—		—
Comp-Att-Int				—		—
Average Per Pass				—		—
Average Per Catch				—		—
Average Per Game				—		—
TDs Passing				—		—
TOTAL OFFENSE				—		—
Total Plays				—		—
Average Per Play				—		—
Average Per Game				—		—
KICK RETURNS: #-Yards				—		—
PUNT RETURNS: #-Yards				—		—
INT RETURNS: #-Yards				—		—
KICK RETURN AVERAGE				—		—
PUNT RETURN AVERAGE				—		—
INT RETURN AVERAGE				—		—
FUMBLES-LOST				—		—
PENALTIES-Yards				—		—
Average Per Game				—		—
PUNTS-Yards				—		—
Average Per Punt				—		—
Net punt average				—		—
KICKOFFS-Yards				—		—
Average Per Kick				—		—
Net kick average				—		—
TIME OF POSSESSION/Game				—		—
3RD-DOWN Conversions				—		—
3rd-Down Pct				—		—
4TH-DOWN Conversions				—		—
4th-Down Pct				—		—
SACKS BY-Yards				—		—
TOUCHDOWNS SCORED				28		6
FIELD GOALS-ATTEMPTS				—		—
ON-SIDE KICKS				—		—
RED-ZONE SCORES				—		—
RED-ZONE TOUCHDOWNS				—		—
PAT-ATTEMPTS				—		—

RUSHING									
Player	G	Att	Gain	Loss	Net	Avg	TD	Lg	Avg/G
B.O. Cornelius	—	79	355	—	—	—	—	—	—
A. Parker	—	86	325	—	—	—	—	—	—
J. Alexander	—	112	429	—	—	—	—	—	—
E. Wentz	—	7	71	—	—	—	—	—	—
P. Whitener	—	49	183	—	—	—	—	—	—
R. McAninch	—	29	33	—	—	—	—	—	—
Leven	—	4	8	—	—	—	—	—	—
Jo. Johnston	—	12	43	—	—	—	—	—	—
J. Ward	—	2	5	—	—	—	—	—	—
S. McCaskill	—	2	3	—	—	—	—	—	—
F. Liana	—	1	2	—	—	—	—	—	—
PASSING									
Player	G	Effc	C-A-I	Pct	Yds	TD	Lg	Avg/G	
—									
RECEIVING									
Player	G	No.	Yds	Avg	TD	Lg	Avg/G		
—									
SCORING									
Player	TD	FG	Kick	Rush	Rcv	Pass	Dxp	Saf	Pts
B.O. Cornelius	7	—	—	—	—	—	—	—	42
J. Alexander	6	—	—	—	—	—	—	—	36
E. Wentz	3	—	—	—	—	—	—	—	18
C. Parker	3	—	—	—	—	—	—	—	18
P. Whitener	3	—	—	—	—	—	—	—	18
Jo. Johnston	2	—	—	—	—	—	—	—	12
Leven	1	—	—	—	—	—	—	—	6
R. McAninch	1	—	—	—	—	—	—	—	6
E. Tarrall	1	—	—	—	—	—	—	—	6
J. Ward	1	—	—	—	—	—	—	—	6
PUNTING									
Player	No.	Yds	Avg	Lg	TB	FC	i20	50+	Blk
—									
KICKOFF RETURNS									
Player	No.	Yds	Avg	TD	Lg				
—									
PUNT RETURNS									
Player	No.	Yds	Avg	TD	Lg				
—									
INTERCEPTIONS									
Player	No.	Yds	Avg	TD	Lg				
—									
FIELD GOALS									
Player	FGM-A	Pct	1-19	20-29	30-39	40-49	50+	Lg	Blk
—									
TOTAL OFFENSE LEADERS									
Player	G	Plays	Rush	Pass	Total	Avg/G			
—									
ALL PURPOSE YARDAGE LEADERS									
Player	G	Rush	Rec	PR	KOR	IR	Total	Avg/G	
—									
TACKLE LEADERS									
Player	G	UA	A	Tot	TFL/Yds	Sacks/Yds	PBU		
—									

CAUSED FUMBLES

—

FUMBLE RECOVERIES

—

1935

Overall Record: 8-2 SC: 5-0 (1st)

Southern Conference Champions

Head Coach: Wallace Wade  
Assistant Coaches: Eddie Cameron (Backfield), Dumpy Hagler (Line), Carl Voyles (End)  
Starting Lineup: LE Ed West, LT Joe Brunansky, LG James Johnston, C Jack Hennemier, RG Joe Cardwell, RT Gus Durner, RE Richard Taliaferro, QB Ace Parker, LHB Sam McCaskill, RHB Jule Ward, FB Jack Alexander  
Captain: James Johnston | Team MVP: Jack Hennemier  
All-SC: Ace Parker, Gus Durner, James Johnston  
All-America: Ace Parker<sup>2</sup> | Academic All-America: —  
Miscellaneous Awards: —

S 21	Wake Forest	N <sup>7</sup>	W	26-7	13,000	Parker 13-140 rushing & 3 TDs (56, 3 & 1); Smith 95-yard KOR for TD; Duke passing 0-0; WF passing 4-4, 116 yards; Halftime: 0-0
S 28	South Carolina	H	W	47-0	8,000	Parker 11-142 rushing & 2 TDs (54 & 39); Duke 6 players with 50+ rushing yards; Hackney 61-yard KOR for TD
O 5	Washington & Lee	N <sup>2</sup>	W	26-0	15,000	Ward 10-101 rushing & 1 TD (58); Parker 18-91 rushing & 3 TDs (8, 21 & 16); TOs: Duke 1, W&L 7
O 12	Clemson	H	W	38-12	9,000	Hackney 18-108 rushing & 1 TD; Ward 4-83 rushing & 1 TD; Rushing yards: Duke 318, CLEM 102; Halftime: Duke, 26-6; Parker DNP (injury)
O 19	Georgia Tech	A	L	0-6	12,000	GT HB Jones GW 4-yard TD rush (4th); GT HB Edwards 19-103 rushing; Ward 72 rushing yards; Total offense: Duke 135, GT 277
O 25	Auburn	H	L	0-7	8,000	AUB G Gantt 18-yard blocked punt return for TD (1st); Parker 20-80 rushing; Duke TO on downs ends final drive at AUB 39 (4th)
N 2	Tennessee	H	W	19-6	15,000	Hackney 14-123 rushing & 2 TDs (10 & 8); Parker 12-79 rushing + 5-239 punting; TOs: Duke 0, TENN 6; Halftime: 6-6
N 9	Davidson	A	W	26-7	7,000	Hackney 8-144 rushing & 1 TD (65) + 1 TD pass; Rushing yards: Duke 304, DAV 65; Halftime: Duke, 13-0
N 16	North Carolina	H	W	25-0	46,880	Alexander 11-193 rushing & 1 TD + 90-yard INT return for TD; Ward 15-104 rushing & 1 TD (47); Duke 408 rushing yards
N 23	N. C. State	A	W	7-0	10,000	Parker 13-94 rushing & 1 TD (40); Total offense: Duke 150, NCS 184; NCS passing 2-16, 41 yards & 3 INTs

	1st	2nd	3rd	4th	OT	Total
Duke	—	—	—	—	—	214
Opponents	—	—	—	—	—	45
TEAM STATISTICS				Duke		Opponents
SCORING				214		45
Points Per Game				21.4		4.5
FIRST DOWNS				108		85
Rushing				—		—
Passing				—		—
Penalty				—		—
RUSHING YARDAGE				2,614		1,515
Yards gained rushing				—		—
Yards lost rushing				—		—
Rushing Attempts				—		—
Average Per Rush				—		—
Average Per Game				261.4		151.5
TDs Rushing				—		—
PASSING YARDAGE				458		646
Comp-Att-Int				24-87-4		44-126-23
Average Per Pass				5.3		5.1
Average Per Catch				19.1		14.7
Average Per Game				45.8		64.6
TDs Passing				—		—
TOTAL OFFENSE				3,072		2,161
Total Plays				—		—
Average Per Play				—		—
Average Per Game				307.2		216.1
KICK RETURNS: #-Yards				—		—
PUNT RETURNS: #-Yards				—		—
INT RETURNS: #-Yards				—		—
KICK RETURN AVERAGE				—		—
PUNT RETURN AVERAGE				7.3		4.6
INT RETURN AVERAGE				—		—
FUMBLES-LOST				36-15		29-22
PENALTIES-Yards				52-365		36-290
Average Per Game				36.5		29.0
PUNTS-Yards				96-3,880		104-3,792
Average Per Punt				40.4		36.5
Net punt average				—		—
KICKOFFS-Yards				—		—
Average Per Kick				—		—
Net kick average				—		—
TIME OF POSSESSION/Game				—		—
3RD-DOWN Conversions				—		—
3rd-Down Pct				—		—
4TH-DOWN Conversions				—		—
4th-Down Pct				—		—
SACKS BY-Yards				—		—
TOUCHDOWNS SCORED				33		7
FIELD GOALS-ATTEMPTS				—		—
ON-SIDE KICKS				—		—
RED-ZONE SCORES				—		—
RED-ZONE TOUCHDOWNS				—		—
PATS				14		3

RUSHING											
Player	G	Att	Gain	Loss	Net	Avg	TD	Lg	Avg/G		
A. Parker	—	119	884	—	—	—	—	—	—	—	—
J. Ward	—	87	594	—	—	—	—	—	—	—	—
E. Hackney	—	70	521	—	—	—	—	—	—	—	—
J. Alexander	—	61	424	—	—	—	—	—	—	—	—
H. Hudgins	—	37	200	—	—	—	—	—	—	—	—
H. Smith	—	47	176	—	—	—	—	—	—	—	—
M. Clark	—	10	27	—	—	—	—	—	—	—	—
E. West	—	11	54	—	—	—	—	—	—	—	—
F. Liana	—	11	35	—	—	—	—	—	—	—	—
PASSING											
Player	G	Effic	C-A-I	Pct	Yds	TD	Lg	Avg/G			
—											
RECEIVING											
Player	G	No.	Yds	Avg	TD	Lg	Avg/G				
—											
SCORING											
Player	TD	FG	Kick	Rush	Rcv	Pass	Dxp	Saf	Pts		
A. Parker	10	—	—	—	—	—	—	—	60		
E. Hackney	6	—	—	—	—	—	—	—	36		
J. Alexander	5	—	—	—	—	—	—	—	30		
J. Ward	4	—	6	—	—	—	—	—	30		
S. Gardner	1	—	8	—	—	—	—	—	14		
H. Smith	2	—	—	—	—	—	—	—	12		
H. Hudgins	2	—	—	—	—	—	—	—	12		
R. Taliaferro	1	—	—	—	—	—	—	—	6		
E. West	1	—	—	—	—	—	—	—	6		
F. Liana	1	—	—	—	—	—	—	—	6		
TEAM	—	—	—	—	—	—	—	1	2		
PUNTING											
Player	No.	Yds	Avg	Lg	TB	FC	i20	50+	Blk		
—											
KICKOFF RETURNS											
Player	No.	Yds	Avg	TD	Lg						
—											
PUNT RETURNS											
Player	No.	Yds	Avg	TD	Lg						
—											
INTERCEPTIONS											
Player	No.	Yds	Avg	TD	Lg						
—											
FIELD GOALS											
Player	FGM-A	Pct	1-19	20-29	30-39	40-49	50+	Lg	Blk		
—											
TOTAL OFFENSE LEADERS											
Player	G	Plays	Rush	Pass	Total	Avg/G					
—											
ALL PURPOSE YARDAGE LEADERS											
Player	G	Rush	Rec	PR	KOR	IR	Total	Avg/G			
—											
TACKLE LEADERS											
Player	G	UA	A	Tot	TFL/Yds	Sacks/Yds	PBU				
—											

CAUSED FUMBLES

—

FUMBLE RECOVERIES

—



1936

Overall Record: 9-1 SC: 7-0 (1st) Final National Ranking: 11th (AP)

Southern Conference Champions

Head Coach: Wallace Wade  
Assistant Coaches: Eddie Cameron (Backfield), Dumpy Hagler (Line), Carl Voyles (End)  
Starting Lineup: LE Frank Liana, LT Joe Brunansky, LG Fred Yorke or Clarence Badgett, C Dan Hill, RG Woodrow Lipscomb or Robert Alabaster, RT Joe Cardwell or Thomas Power, RE Richard Taliaferro, QB Elmore Hackney, LHB Ace Parker, RHB Eric Tipton, FB Sam Gardner  
Captain: Ace Parker | Team MVP: Ace Parker  
All-SC: Joe Brunansky, Joe Cardwell, Dan Hill, Elmore Hackney, Ace Parker  
All-America: Ace Parker<sup>1</sup>, Joe Brunansky<sup>2</sup> | Academic All-America: —  
Miscellaneous Awards: —

S 19	Davidson	N <sup>1</sup>	W	13-0	9,101	Parker 8-83 rushing; Tipton 12-61 rushing; Smith 11-33 rushing & 1 TD; Rushing yards: Duke 234, DAV 85; Halftime: Duke, 6-0
S 26	Colgate	H	W	6-0	22,360	Tipton 17-84 rushing & 1 TD; Parker 13-60 rushing; Rushing yards: Duke 211, COL 25; Duke defense 4 INTs
O 3	South Carolina	A	W	21-0	6,382	Parker 18-98 rushing & 1 TD; Hackney 13-64 rushing & 1 TD; Rushing yards: Duke 218, SCAR 13; Halftime: Duke, 7-0
O 10	Clemson	H	W	25-0	4,127	Tipton 12-56 rushing & 1 TD; Lipscomb blocked punt recovery in EZ for TD; Rushing yards: Duke 196, CLEM 38; Halftime: 0-0
O 17	Georgia Tech	H	W	19-6	29,953	Tipton 15-37 rushing & 1 TD; Johnston 20-yard TD pass from Parker; Total offense: Duke 169, GT 191; Duke defense 3 INTs
O 24	Tennessee (2/-)	A	L	13-15	13,263	TENN HB Harp GW 70-yard punt return for TD (4th); Harp INT of Parker ends final Duke drive (4th); Hackney 52-yard PR for TD
O 31	Washington & Lee (13/-)	N <sup>2</sup>	W	51-0	6,691	Johnston 14-112 rushing & 1 TD (60); O'Mara 2 rushing TDs; Spangler 45-yard INT return for TD; Rushing yards: Duke 261, W&L 2
N 7	Wake Forest (15/-)	A	W	20-0	3,546	Parker 14-154 rushing & 1 TD (55); Tipton 15-55 rushing & 1 TD; Rushing yards: Duke 366, WF 5; Halftime: Duke, 6-0
N 14	North Carolina (13/-)	A	W	27-7	32,000	Parker 105-yard KOR for TD after UNC tied game 7-7 (3rd); Rushing yards: Duke 269, UNC 72; Duke defense 3 INTs
N 26	N.C. State (11/-)	H	W	13-0	17,320	Parker GW 8-yard TD rush (4th) + 70-yard PR for TD (4th); O'Mara 20-101 rushing; Rushing yards: Duke 217, NCS 20

N<sup>1</sup> Greensboro, N.C.

N<sup>2</sup> Richmond, Va.

	1st	2nd	3rd	4th	OT	Total
Duke	—	—	—	—	—	208
Opponents	—	—	—	—	—	28
TEAM STATISTICS				Duke		Opponents
SCORING				208		28
Points Per Game				20.8		2.8
FIRST DOWNS				117		65
Rushing				—		—
Passing				—		—
Penalty				—		—
RUSHING YARDAGE				2,218		488
Yards gained rushing				2,361		735
Yards lost rushing				143		247
Rushing Attempts				—		—
Average Per Rush				—		—
Average Per Game				221.8		48.8
TDs Rushing				—		—
PASSING YARDAGE				627		540
Comp-Att-Int				40-114-14		46-132-22
Average Per Pass				5.5		4.1
Average Per Catch				15.7		11.7
Average Per Game				62.7		54.0
TDs Passing				—		—
TOTAL OFFENSE				2,845		1,028
Total Plays				—		—
Average Per Play				—		—
Average Per Game				284.5		102.8
KICK RETURNS: #-Yards				—		—
PUNT RETURN YARDS				895		401
INT RETURNS: #-Yards				—		—
KICK RETURN AVERAGE				—		—
PUNT RETURN AVERAGE				—		—
INT RETURN AVERAGE				—		—
FUMBLES-LOST				20-14		20-12
PENALTIES-Yards				49-373		25-184
Average Per Game				37.3		18.4
PUNTS				95		117
Average Per Punt				38.5		37.3
Net punt average				—		—
KICKOFFS-Yards				—		—
Average Per Kick				—		—
Net kick average				—		—
TIME OF POSSESSION/Game				—		—
3RD-DOWN Conversions				—		—
3rd-Down Pct				—		—
4TH-DOWN Conversions				—		—
4th-Down Pct				—		—
SACKS BY-Yards				—		—
TOUCHDOWNS SCORED				32		4
FIELD GOALS-ATTEMPTS				—		—
ON-SIDE KICKS				—		—
RED-ZONE SCORES				—		—
RED-ZONE TOUCHDOWNS				—		—
PATS				16		2

RUSHING									
Player	G	Att	Gain	Loss	Net	Avg	TD	Lg	Avg/G
A. Parker	—	111	647	—	—	—	—	—	—
E. Tipton	—	112	415	—	—	—	—	—	—
E. Hackney	—	77	348	—	—	—	—	—	—
R. O'Mara	—	69	303	—	—	—	—	—	—
J. Johnston	—	40	246	—	—	—	—	—	—
H. Smith	—	78	199	—	—	—	—	—	—
H. Hudgins	—	28	73	—	—	—	—	—	—
S. Gardner	—	1	8	—	—	—	—	—	—
F. Liana	—	1	5	—	—	—	—	—	—
PASSING									
Player	G	Effic	C-A-I	Pct	Yds	TD	Lg	Avg/G	
—									
RECEIVING									
Player	G	No.	Yds	Avg	TD	Lg	Avg/G		
—									
SCORING									
Player	TD	FG	Kick	Rush	Rcv	Pass	Dxp	Saf	Pts
A. Parker	8	—	—	—	—	—	—	—	52
H. Smith	6	—	—	—	—	—	—	—	40
E. Tipton	6	—	—	—	—	—	—	—	36
E. Hackney	5	—	—	—	—	—	—	—	30
R. O'Mara	3	—	—	—	—	—	—	—	18
J. Johnston	2	—	—	—	—	—	—	—	14
W. Lipscomb	1	—	—	—	—	—	—	—	6
R. Spangler	1	—	—	—	—	—	—	—	6
PUNTING									
Player	No.	Yds	Avg	Lg	TB	FC	i20	50+	Blk
—									
KICKOFF RETURNS									
Player	No.	Yds	Avg	TD	Lg				
—									
PUNT RETURNS									
Player	No.	Yds	Avg	TD	Lg				
—									
INTERCEPTIONS									
Player	No.	Yds	Avg	TD	Lg				
—									
FIELD GOALS									
Player	FGM-A	Pct	1-19	20-29	30-39	40-49	50+	Lg	Blk
—									
TOTAL OFFENSE LEADERS									
Player	G	Plays	Rush	Pass	Total	Avg/G			
—									
ALL PURPOSE YARDAGE LEADERS									
Player	G	Rush	Rec	PR	KOR	IR	Total	Avg/G	
—									
TACKLE LEADERS									
Player	G	UA	A	Tot	TFL/Yds	Sacks/Yds	PBU		
—									
CAUSED FUMBLES									
—									

FUMBLE RECOVERIES

—

1937

Overall Record: 7-2-1 SC: 5-1 (4th) Final National Ranking: 20th (AP)

Head Coach: Wallace Wade  
Assistant Coaches: Eddie Cameron (Backfield), Dumpy Hagler (Line), Carl Voyles (End)  
Starting Lineup: LE Herbert Hudgins, LT Joe Brunansky, LG Clarence Badgett, C Dan Hill, RG Woodrow Lipscomb, RT Fred Yorke, RE Charles Fischer or Fred Edwards, QB Elmore Hackney, LHB Robert Spangler, RHB Eric Tipton, FB Robert O'Mara  
Captain: Woodrow Lipscomb | Team MVP: Elmore Hackney  
All-SC: Elmore Hackney, Joe Brunansky, Herbert Hudgins, Woodrow Lipscomb  
All-America: Elmore Hackney<sup>2</sup>, Joe Brunansky<sup>2</sup> | Academic All-America: —  
Miscellaneous Awards: —

S 25	Virginia Tech	N <sup>1</sup>	W	25-0	7,768	Tipton 25-110 rushing & 1 TD; Hackney 7-58 rushing & 1 TD; Baskerville blocked punt recovery in EZ for TD
O 2	Davidson	A	W	34-6	5,128	Tipton 16-106 rushing & 2 TDs (34 & 5); O'Mara 15-56 rushing & 3 TDs; Duke 370 rushing yards; Duke defense 5 INTs
O 9	Tennessee	H	T	0-0	31,683	Hackney 9-53 rushing; Tipton 10-41 rushing; Total offense: Duke 203, TENN 177; Punting: Duke 15-600, TENN 18-610
O 16	Georgia Tech	A	W	20-19	24,344	Tipton GW 5-yard TD rush (4th); Hackney 17-79 rushing & 1 TD; GT TO on downs ends final drive at Duke 38 (4th); Rushing yards: Duke 220, GT 80
O 23	Colgate (10/-)	A	W	13-0	7,606	Brunansky blocked punt recovery in EZ for TD; Duke 2 blocked punts; 1st downs: Duke 3, COL 5; Halftime: Duke, 7-0
O 30	Washington & Lee (13/-)	N <sup>2</sup>	W	43-0	6,426	Tipton 13-119 rushing; Smith 4 total TDs (2 rush & 2 pass); McAfee 92-yard PR for TD; Carpenter 2 TD receptions
N 6	Wake Forest (11/-)	H	W	67-0	1,735	McAfee 13-174 rushing & 1 TD + 56-yard TD reception; Tipton 2 TD rushes; O'Mara 3 TD rushes; Duke 34 points in 2nd quarter
N 13	North Carolina (8/-)	H	L	6-14	35,854	UNC 179 rushing yards; Hackney 13-yard TD rush; Punts: Duke 13, UNC 13; Halftime: UNC, 7-6
N 20	N.C. State	A	W	20-7	6,110	Tipton 2 total TDs (1 rush & 1 pass); O'Mara 8-48 rushing; Hackney 53-yard TD rush; NCS passing 6-25 & 4 INTs
N 27	Pittsburgh (18/1)	H	L	0-10	36,165	PITT HB Cassiano 8-60 rushing & 1 TD; Rushing yards: Duke 58, PITT 208; Duke passing 6-21, 62 yards; TOs: Duke 4, PITT 0
N <sup>1</sup> Greensboro, N.C.						
N <sup>2</sup> Richmond, Va.						

	1st	2nd	3rd	4th	OT	Total
Duke	—	—	—	—	—	228
Opponents	—	—	—	—	—	56
TEAM STATISTICS						
	Duke			Opponents		
SCORING	228			56		
Points Per Game	22.8			5.6		
FIRST DOWNS	102			86		
Rushing	—			—		
Passing	—			—		
Penalty	—			—		
RUSHING YARDAGE	1,878			1,099		
Yards gained rushing	2,047			1,317		
Yards lost rushing	169			218		
Rushing Attempts	—			—		
Average Per Rush	—			—		
Average Per Game	187.8			109.9		
TDs Rushing	—			—		
PASSING YARDAGE	729			570		
Comp-Att-Int	47-126-8			51-143-16		
Average Per Pass	5.8			4.0		
Average Per Catch	15.5			11.2		
Average Per Game	72.9			57.0		
TDs Passing	—			—		
TOTAL OFFENSE	2,607			1,669		
Total Plays	437			—		
Average Per Play	6.0			—		
Average Per Game	260.7			166.9		
KICK RETURNS: #-Yards	—			—		
PUNT RETURN YARDS	701			182		
INT RETURNS: #-Yards	—			—		
KICK RETURN AVERAGE	—			—		
PUNT RETURN AVERAGE	9.3			3.0		
INT RETURN AVERAGE	—			—		
FUMBLES-LOST	21-14			21-7		
PENALTIES-Yards	35-285			25-225		
Average Per Game	28.5			22.5		
PUNTS	106			131		
Average Per Punt	40.3			35.3		
Net punt average	—			—		
KICKOFFS-Yards	—			—		
Average Per Kick	—			—		
Net kick average	—			—		
TIME OF POSSESSION/Game	—			—		
3RD-DOWN Conversions	—			—		
3rd-Down Pct	—			—		
4TH-DOWN Conversions	—			—		
4th-Down Pct	—			—		
SACKS BY-Yards	—			—		
TOUCHDOWNS SCORED	35			8		
FIELD GOALS-ATTEMPTS	—			—		
ON-SIDE KICKS	—			—		
RED-ZONE SCORES	—			—		
RED-ZONE TOUCHDOWNS	—			—		
PATS	18			5		

RUSHING									
Player	G	Att	Gain	Loss	Net	Avg	TD	Lg	Avg/G
E. Hackney	—	85	890	—	—	—	—	47	—
E. Tipton	—	125	594	—	—	—	—	49	—
R. O'Mara	—	102	350	—	—	—	—	—	—
G. McAfee	—	48	287	—	—	—	—	42	—
H. Smith	—	57	178	—	—	—	—	—	—
H. Hendrickson	—	7	19	—	—	—	—	—	—
R. Robinson	—	2	9	—	—	—	—	—	—
H. Stephens	—	4	6	—	—	—	—	—	—
H. Hudgins	—	5	4	—	—	—	—	—	—
Hudson	—	1	0	—	—	—	—	—	—
PASSING									
Player	G	Effic	C-A-I	Pct	Yds	TD	Lg	Avg/G	
—									
RECEIVING									
Player	G	No.	Yds	Avg	TD	Lg	Avg/G		
—									
SCORING									
Player	TD	FG	Kick	Rush	Rcv	Pass	Dxp	Saf	Pts
E. Hackney	9	—	10	—	—	—	—	—	64
E. Tipton	7	—	3	—	—	—	—	—	45
R. O'Mara	7	—	—	—	—	—	—	—	42
H. Smith	4	—	1	—	—	—	—	—	25
G. McAfee	3	—	3	—	—	—	—	—	21
R. Carpenter	3	—	—	—	—	—	—	—	18
J. Brunansky	1	—	—	—	—	—	—	—	6
B. Baskerville	1	—	—	—	—	—	—	—	6
PUNTING									
Player	No.	Yds	Avg	Lg	TB	FC	i20	50+	Blk
—									
PUNTING									
Player	No.	Yds	Avg	Lg	TB	FC	i20	50+	Blk
E. Tipton	—	—	—	54	—	—	—	—	—
G. McAfee	—	—	—	53	—	—	—	—	—
KICKOFF RETURNS									
Player	No.	Yds	Avg	TD	Lg				
—									
PUNT RETURNS									
Player	No.	Yds	Avg	TD	Lg				
G. McAfee	—	—	—	—	—	—	—	—	92
E. Hackney	—	—	—	—	—	—	—	—	55
INTERCEPTIONS									
Player	No.	Yds	Avg	TD	Lg				
—									
FIELD GOALS									
Player	FGM-A	Pct	1-19	20-29	30-39	40-49	50+	Lg	Blk
—									
TOTAL OFFENSE LEADERS									
Player	G	Plays	Rush	Pass	Total	Avg/G			
—									
ALL PURPOSE YARDAGE LEADERS									
Player	G	Rush	Rec	PR	KOR	IR	Total	Avg/G	
—									

TACKLE LEADERS									
Player	G	UA	A	Tot	TFL/Yds	Sacks/Yds	PBU		
—									
CAUSED FUMBLES									
—									
FUMBLE RECOVERIES									
—									

1938

Overall Record: 9-1-0 SC: 5-0 (1st) Final National Ranking: 3rd (AP)

Southern Conference Champions • Rose Bowl

Head Coach: Wallace Wade  
Assistant Coaches: Eddie Cameron (Backfield), Dumpy Hagler (Line), Carl Voyles (End)  
Starting Lineup: LE Willard Perdue, LT Frank Ribar, LG Fred Yorke, C Dan Hill, RG Allen Johnson, RT Robert Haas, RE Bill Bailey, QB Robert Spangler, LHB Willard Eaves, RHB Eric Tipton, FB Robert O'Mara  
Captains: Dan Hill & Eric Tipton | Team MVP: Eric Tipton  
All-SC: Dan Hill, Eric Tipton, Willard Perdue, Fred Yorke, Robert O'Mara, Frank Ribar, Allen Johnson, George McAfee  
All-America: Dan Hill<sup>1</sup>, Eric Tipton<sup>2</sup> | Academic All-America: —  
Miscellaneous Awards: —

S 24	Virginia Tech	N <sup>1</sup>	W	18-0	—	O'Mara 20-180 rushing & 2 TDs (56 & 1); Rushing yards: Duke 282, VT 23; Punting: Duke 14-507, VT 15-574; Halftime: Duke, 6-0
O 1	Davidson	H	W	27-0	—	Tipton 14-149 rushing + 3-4, 25 yards & 1 TD; O'Mara 15-63 rushing & 1 TD; Rushing yards: Duke 311, DAV 37; Duke defense 4 INTs
O 8	Colgate	N <sup>2</sup>	W	7-0	23,950	O'Mara 16-75 rushing; Tipton 2-yard TD rush (3rd); Passing: Duke 1-11, 7 yards & 2 INTs, COL 7-11, 126 yards & 3 INTs
O 15	Georgia Tech	H	W	6-0	30,000	O'Mara 18-53 rushing; W. McAfee 7-yard TD rush (3rd); GT TO on downs ends final drive at Duke 45 (4th); GT passing 6-20, 76 yards & 1 INT
O 22	Wake Forest (9/-)	N <sup>3</sup>	W	7-0	—	O'Mara 19-67 rushing; W. McAfee 21-47 rushing; Darnell 10-yard TD rush (1st); Rushing yards: Duke 189, WF 58; Duke passing 0-2
O 29	North Carolina (11/-)	A	W	14-0	35,000	O'Mara 21-39 rushing & 1 TD; Spangler 5-61 rushing; Tipton 6-9, 86 yards, 11-482 punting + 1 TD rush; Duke defense 5 INTs
N 12	Syracuse (7/-)	A	W	21-0	—	Tipton 23-100 rushing & 1 TD + 8-13, 121 yards & 1 TD; O'Mara 21-109 rushing & 1 TD; SYR HB Sidat-Singh 1st Duke African-American foe
N 19	N.C. State (4/-)	H	W	7-0	15,000	Tipton 16-78 rushing & 1 TD + 2-6, 22 yards; O'Mara 10-58 rushing; Total offense: Duke 206, NCS 73; 1st downs: Duke 13, NCS 4
N 26	Pittsburgh (3/4)	H	W	7-0	49,138	Perdue blocked punt recovery in EZ for TD (3rd); Total offense: Duke 58, PITT 143; 1st downs: Duke 1, PITT 9; Punting: Duke 20-788, PITT 17-631
J 2	+Southern California (3/7)	N <sup>4</sup>	L	3-7	93,000	SOCAL E Krueger GW 18-yard TD pass from QB Nave (0:40; 4th); Tipton 14-56 rushing + 5-12, 54 yards; Total offense: Duke 136, SOCAL 226

N<sup>1</sup> Greensboro, N.C.  
N<sup>2</sup> Buffalo, N.Y.  
N<sup>3</sup> Winston-Salem, N.C.  
N<sup>4</sup> Pasadena, Calif.  
+ Rose Bowl

	1st	2nd	3rd	4th	OT	Total
Duke	—	—	—	—	—	117
Opponents	—	—	—	—	—	7
TEAM STATISTICS	Duke			Opponents		
SCORING	117			7		
Points Per Game	11.7			0.7		
FIRST DOWNS	105			62		
Rushing	79			37		
Passing	20			22		
Penalty	6			3		
RUSHING YARDAGE	1,828			697		
Yards gained rushing	2,001			918		
Yards lost rushing	173			221		
Rushing Attempts	434			—		
Average Per Rush	4.2			—		
Average Per Game	182.8			69.7		
TDs Rushing	—			—		
PASSING YARDAGE	400			563		
Comp-Att-Int	34-86-6			52-128-21		
Average Per Pass	4.7			4.4		
Average Per Catch	11.8			10.8		
Average Per Game	40.0			56.3		
TDs Passing	—			—		
TOTAL OFFENSE	2,228			1,260		
Total Plays	520			342		
Average Per Play	4.3			3.7		
Average Per Game	222.8			126.0		
KICK RETURNS: #-Yards	13-276			—		
PUNT RETURNS: #-Yards	60-599			46-344		
INT RETURNS: #-Yards	—			—		
KICK RETURN AVERAGE	21.2			—		
PUNT RETURN AVERAGE	9.9			7.5		
INT RETURN AVERAGE	—			—		
FUMBLES-LOST	30-15			24-12		
PENALTIES-Yards	39-325			27-225		
Average Per Game	32.5			22.5		
PUNTS-Yards	109-4,385			120-4,619		
Average Per Punt	40.2			38.5		
Net punt average	—			—		
KICKOFFS-Yards	—			—		
Average Per Kick	—			—		
Net kick average	—			—		
TIME OF POSSESSION/Game	—			—		
3RD-DOWN Conversions	—			—		
3rd-Down Pct	—			—		
4TH-DOWN Conversions	—			—		
4th-Down Pct	—			—		
SACKS BY-Yards	—			—		
TOUCHDOWNS SCORED	17			1		
FIELD GOALS-ATTEMPTS	—			—		
ON-SIDE KICKS	—			—		
RED-ZONE SCORES	—			—		
RED-ZONE TOUCHDOWNS	—			—		
PATs	10			1		

RUSHING									
Player	G	Att	Gain	Loss	Net	Avg	TD	Lg	Avg/G
R. O'Mara	—	162	703	—	—	—	—	—	—
E. Tipton	—	129	577	—	—	—	—	—	—
R. Spangler	—	46	219	—	—	—	—	—	—
R. Robinson	—	39	173	—	—	—	—	—	—
W. McAfee	—	55	153	—	—	—	—	—	—
F. Killian	—	18	56	—	—	—	—	—	—
L. Darnell	—	3	23	—	—	—	—	—	—
G. McAfee	—	17	22	—	—	—	—	—	—
Welch	—	8	18	—	—	—	—	—	—
W. Perdue	—	2	12	—	—	—	—	—	—
Bragg	—	5	10	—	—	—	—	—	—
Hennis	—	2	3	—	—	—	—	—	—
J. Lange	—	1	1	—	—	—	—	—	—
PASSING									
Player	G	Effic	C-A-I	Pct	Yds	TD	Lg	Avg/G	
E. Tipton	—	—	22-51-2	43.1	269	—	—	26.9	
W. McAfee	—	—	3-9-0	33.3	35	—	—	3.5	
R. O'Mara	—	—	2-6-0	33.3	22	—	—	2.2	
F. Killian	—	—	1-7-0	14.3	12	—	—	1.2	
G. McAfee	—	—	1-1-0	1.000	6	—	—	0.6	
RECEIVING									
Player	G	No.	Yds	Avg	TD	Lg	Avg/G		
J. Marion	—	7	62	8.9	—	—	—	—	
R. Spangler	—	5	49	9.8	—	—	—	—	
J. Davis	—	4	83	20.8	—	—	—	—	
G. McAfee	—	4	59	14.8	—	—	—	—	
L. Darnell	—	2	20	10.0	—	—	—	—	
R. O'Mara	—	2	16	8.0	—	—	—	—	
E. Bailey	—	2	15	7.5	—	—	—	—	
W. Perdue	—	1	13	13.0	—	13	—	—	
W. Eaves	—	1	11	11.0	—	11	—	—	
E. Tipton	—	1	6	6.0	—	6	—	—	
SCORING									
Player	TD	FG	Kick	Rush	Rcv	Pass	Dxp	Saf	Pts
R. O'Mara	5	—	—	—	—	—	—	—	30
E. Tipton	4	—	—	—	—	—	—	—	24
W. McAfee	2	—	—	—	—	—	—	—	12
T. Ruffa	—	1	8	—	—	—	—	—	11
L. Darnell	1	—	—	—	—	—	—	—	6
J. Davis	1	—	—	—	—	—	—	—	6
J. Marion	1	—	—	—	—	—	—	—	6
W. Perdue	1	—	—	—	—	—	—	—	6
R. Robinson	1	—	—	—	—	—	—	—	6
R. Spangler	1	—	—	—	—	—	—	—	6
E. Bailey	—	—	2	—	—	—	—	—	2
PUNTING									
Player	No.	Yds	Avg	Lg	TB	FC	i20	50+	Blk
E. Tipton	—	—	—	72	—	—	—	—	—
KICKOFF RETURNS									
Player	No.	Yds	Avg	TD	Lg				
G. McAfee	2	58	29.0	—	—				
R. O'Mara	2	57	28.5	—	—				
E. Tipton	2	45	22.5	—	—				
W. McAfee	2	44	22.0	—	—				
R. Spangler	2	35	17.5	—	—				
E. Bailey	2	19	9.5	—	—				
W. Eaves	1	18	18.0	—	18				

PUNT RETURNS									
Player	No.	Yds	Avg	TD	Lg				
R. Spangler	34	299	8.8	—	—				
G. McAfee	5	63	12.6	—	—				
Bragg	4	39	9.8	—	—				
Hennis	4	28	7.0	—	—				
Welch	3	42	14.0	—	—				
W. McAfee	3	32	10.7	—	—				
E. Bailey	1	17	17.0	—	—				
E. Tipton	1	(-2)	-2.0	—	—				
INTERCEPTIONS									
Player	No.	Yds	Avg	TD	Lg				
R. Spangler	5	48	9.6	—	—				
E. Tipton	3	22	7.3	—	—				
R. O'Mara	2	36	18.0	—	—				
Davis	2	35	17.5	—	—				
G. McAfee	1	16	16.0	—	16				
D. Hill	1	5	5.0	—	5				
W. Eaves	1	0	0.0	—	—				
FIELD GOALS									
Player	FGM-A	Pct	1-19	20-29	30-39	40-49	50+	Lg	Blk
—									
TOTAL OFFENSE LEADERS									
Player	G	Plays	Rush	Pass	Total	Avg/G			
—									
ALL PURPOSE YARDAGE LEADERS									
Player	G	Rush	Rec	PR	KOR	IR	Total	Avg/G	
—									
TACKLE LEADERS									
Player	G	UA	A	Tot	TFL/Yds	Sacks/Yds	PBU		
—									
CAUSED FUMBLES									
—									
FUMBLE RECOVERIES									
—									



1939

Overall Record: 8-1 SC: 5-0 (1st) Final National Ranking: 3rd (AP)

Southern Conference Champions

Head Coach: Wallace Wade  
Assistant Coaches: Eddie Cameron (Backfield), Dumpy Hagler (Line), Dennis Stanley (End), Herschel Caldwell (Freshman)  
Starting Lineup: LE Willard Perdue, LT Anthony Ruffa, LG Allen Johnson, C Gordon Burns, RG Frank Ribar, RT Alexander Winterson, RE Bill Bailey, QB Willard Eaves, LHB George McAfee, RHB Wes McAfee, FB Roger Robinson  
Captain: Allen Johnson | Team MVP: George McAfee  
All-SC: Allen Johnson, Frank Ribar, George McAfee  
All-America: Frank Ribar<sup>2</sup>, George McAfee<sup>2</sup> | Academic All-America: —  
Miscellaneous Awards: —

S 30	Davidson	A	W	26-6	10,000	Robinson 18-86 rushing & 2 TDs; G. McAfee 13-76 rushing & 1 TD; Total offense: Duke 418, DAV 99; 1st downs: Duke 23, DAV 4
O 7	Colgate	H	W	37-0	20,000	G. McAfee 10-96 rushing + 1-39 receiving & 1 TD; Deane 30-yard INT return for TD; Total offense: Duke 342, COL 148; Duke defense 4 INTs
O 14	Pittsburgh	A	L	13-14	50,000	PITT QB Kish GW PAT following HB Cassiano 28-yard TD pass from HB Narick (4th); G. McAfee 14-80 rushing + 1 TD reception
O 21	Syracuse (13/-)	H	W	33-6	20,000	G. McAfee 10-125 rushing & 2 TDs, 2-49 receiving & 1 TD, 1-1, 26 yards, 5-229 punting, 4-60 PR + 1 INT; Total offense: Duke 469, SYR 225
O 28	Wake Forest (12/-)	H	W	6-0	16,000	W. McAfee 9-75 rushing & 1 TD; WF QB Mayberry 22-105 rushing + 9-308 punting; Total offense: Duke 145, WF 203
N 4	Georgia Tech (12/-)	A	W	7-6	30,000	Robinson 2-yard TD rush (1st); Total offense: Duke 134, GT 121; Duke defense 3 INTs; GT K Shaw FGA short on final drive (4th)
N 11	VMI (15/-)	A	W	20-7	12,000	Robinson 11-51 rushing & 1 TD; Killian 5-56 rushing + 1-36 receiving & 1 TD; Karmazin 28-yard blocked punt return for TD
N 18	North Carolina (13/7)	H	W	13-3	52,000	Bailey blocked punt recovery in EZ for TD snaps 3-3 tie (3rd); Total offense: Duke 216, UNC 89; Duke defense 3 INTs; Halftime: UNC, 3-0
N 25	N.C. State (8/-)	A	W	28-0	—	G. McAfee 9-75 rushing & 1 TD (27) + 2-2, 40 yards; Rushing yards: Duke 230, NCS 41; TOS: Duke 2, NCS 4

	1st	2nd	3rd	4th	OT	Total
Duke	—	—	—	—	—	183
Opponents	—	—	—	—	—	42
TEAM STATISTICS				Duke		Opponents
SCORING				183		42
Points Per Game				20.3		4.7
FIRST DOWNS				100		71
Rushing				74		42
Passing				25		24
Penalty				1		4
RUSHING YARDAGE				1,824		679
Yards gained rushing				—		—
Yards lost rushing				—		—
Rushing Attempts				384		—
Average Per Rush				4.8		—
Average Per Game				202.7		75.4
TDs Rushing				—		—
PASSING YARDAGE				648		607
Comp-Att-Int				51-107-3		55-141-19
Average Per Pass				6.0		4.3
Average Per Catch				12.7		11.0
Average Per Game				72.0		67.4
TDs Passing				—		—
TOTAL OFFENSE				2,472		1,286
Total Plays				491		429
Average Per Play				5.0		3.0
Average Per Game				274.7		142.9
KICK RETURNS				17		29
PUNT RETURNS				63		22
INT RETURNS: #-Yards				—		—
KICK RETURN AVERAGE				21.5		17.7
PUNT RETURN AVERAGE				9.7		3.4
INT RETURN AVERAGE				—		—
FUMBLES-LOST				32-20		16-7
PENALTIES-Yards				40-350		15-135
Average Per Game				38.9		15.0
PUNTS-Yards				83		101
Average Per Punt				37.6		35.7
Net punt average				—		—
KICKOFFS				32		19
Average Per Kick				—		—
Net kick average				—		—
TIME OF POSSESSION/Game				—		—
3RD-DOWN Conversions				—		—
3rd-Down Pct				—		—
4TH-DOWN Conversions				—		—
4th-Down Pct				—		—
SACKS BY-Yards				—		—
TOUCHDOWNS SCORED				27		6
FIELD GOALS-ATTEMPTS				—		—
ON-SIDE KICKS				—		—
RED-ZONE SCORES				—		—
RED-ZONE TOUCHDOWNS				—		—
PATS				18		3

RUSHING									
Player	G	Att	Gain	Loss	Net	Avg	TD	Lg	Avg/G
G. McAfee	—	96	596	—	—	—	—	—	—
W. McAfee	—	77	379	—	—	—	—	—	—
R. Robinson	—	81	271	—	—	—	—	—	—
F. Killian	—	18	145	—	—	—	—	—	—
J. Davis	—	22	103	—	—	—	—	—	—
PASSING									
Player	G	Effic	C-A-I	Pct	Yds	TD	Lg	Avg/G	
W. McAfee	—	—	23-46-0	.500	306	—	—	—	—
G. McAfee	—	—	9-15-0	.600	138	—	—	—	—
F. Swiger	—	—	11-28-2	.393	124	—	—	—	—
S. Lach	—	—	5-14-1	.357	58	—	—	—	—
RECEIVING									
Player	G	No.	Yds	Avg	TD	Lg	Avg/G		
G. McAfee	—	10	229	22.9	—	—	—	—	—
T. Prothro	—	9	87	9.7	—	—	—	—	—
R. Robinson	—	6	85	14.2	—	—	—	—	—
L. Darnell	—	3	67	22.3	—	—	—	—	—
F. Killian	—	3	57	19.0	—	—	—	—	—
B. Bailey	—	3	51	17.0	—	—	—	—	—
W. Eaves	—	2	40	20.0	—	—	—	—	—
A. Plasecky	—	2	39	19.5	—	—	—	—	—
W. McAfee	—	2	29	14.5	—	—	—	—	—
S. Lach	—	2	19	9.5	—	—	—	—	—
C. Deane	—	2	8	4.0	—	—	—	—	—
J. Marion	—	1	10	10.0	—	10	—	—	—
F. Swiger	—	1	7	7.0	—	7	—	—	—
J. DeValentine	—	1	7	7.0	—	7	—	—	—
W. Perdue	—	1	6	6.0	—	6	—	—	—
SCORING									
Player	TD	FG	Kick	Rush	Rcv	Pass	Dxp	Saf	Pts
G. McAfee	7	—	—	—	—	—	—	—	42
R. Robinson	7	—	—	—	—	—	—	—	42
B. Bailey	2	—	6	—	—	—	—	—	18
J. Davis	2	—	—	—	—	—	—	—	12
W. McAfee	2	—	—	—	—	—	—	—	12
F. Killian	2	—	—	—	—	—	—	—	12
A. Ruffa	—	1	8	—	—	—	—	—	11
T. Prothro	1	—	3	—	—	—	—	—	9
M. Karmazin	1	—	1	—	—	—	—	—	7
C. Deane	1	—	—	—	—	—	—	—	6
S. Lach	1	—	—	—	—	—	—	—	6
W. Siegfried	1	—	—	—	—	—	—	—	6
PUNTING									
Player	No.	Yds	Avg	Lg	TB	FC	i20	50+	Blk
G. McAfee	40	1,531	38.2	—	—	—	—	—	—
F. Killian	25	925	37.0	67	—	—	—	—	—
S. Lach	14	545	38.9	—	—	—	—	—	—
KICKOFF RETURNS									
Player	No.	Yds	Avg	TD	Lg				
G. McAfee	5	111	22.2	0	—				
F. Killian	4	62	15.5	0	—				
W. McAfee	3	49	16.3	0	—				
R. Robinson	2	40	20.0	0	—				
S. Lach	1	19	19.0	0	19				
W. Siegfried	1	14	14.0	0	14				
W. Perdue	1	7	7.0	0	7				
T. Ruffa	1	0	0.0	0	—				

PUNT RETURNS									
Player	No.	Yds	Avg	TD	Lg				
G. McAfee	37	365	9.9	0	—				
F. Killian	20	211	10.6	0	—				
S. Lach	5	50	10.0	0	—				
G. Burns	1	6	6.0	0	6				
INTERCEPTIONS									
Player	No.	Yds	Avg	TD	Lg				
G. McAfee	4	56	14.0	0	—				
G. Burns	3	18	6.0	0	—				
F. Killian	3	15	5.0	0	—				
W. McAfee	2	14	7.0	0	—				
B. Barnett	2	0	0.0	0	—				
T. Prothro	1	51	51.0	0	51				
C. Deane	1	33	33.0	1	33				
Brown	1	17	17.0	0	17				
J. Davis	1	17	17.0	0	17				
A. Gill	1	11	11.0	0	11				
W. Eaves	1	4	4.0	0	4				
FIELD GOALS									
Player	FGM-A	Pct	1-19	20-29	30-39	40-49	50+	Lg	Blk
—									
TOTAL OFFENSE LEADERS									
Player	G	Plays	Rush	Pass	Total	Avg/G			
—									
ALL PURPOSE YARDAGE LEADERS									
Player	G	Rush	Rec	PR	KOR	IR	Total	Avg/G	
—									
TACKLE LEADERS									
Player	G	UA	A	Tot	TFL/Yds	Sacks/Yds	PBU		
—									
CAUSED FUMBLES									
—									
FUMBLE RECOVERIES									
—									

1940

Overall Record: 7-2   SC: 4-1 (2nd)   Final National Ranking: 18th (AP)

**Head Coach:** Wallace Wade  
**Assistant Coaches:** Eddie Cameron (Backfield), Dumpy Hagler (Line), Dennis Stanley (End), Herschel Caldwell (Freshman)  
**Starting Lineup:** LE Leonard Darnell, LT Tony Ruffa, LG Alex Winterson, C Bob Barnett, RG Mike Karmazin, RT Robert McDonough, RE Alex Piasecky, QB Tommy Prothro, LHB Wes McAfee, RHB Steve Lach, FB Jasper Davis  
**Captain:** Alex Winterson | **Team MVP:** Jasper Davis  
**All-SC:** Tony Ruffa, Alex Winterson, Bob Barnett, Steve Lach, Jasper Davis  
**All-America:** Tony Ruffa<sup>2</sup> | **Academic All-America:** —  
**Miscellaneous Awards:** —

S 28	VMI	H	W	23-0	7,000	McAfee 11-69 rushing, 4-7, 94 yards & 1 TD, 2-59 punting + 3-62 PR; Rushing yards: Duke 171, VMI 43; 1st downs: Duke 15, VMI 4
O 5	Tennessee	A	L	0-13	25,000	TENN QB Foxx 11-42 rushing & 1 TD, 5-6, 67 yards & 1 TD, 5-131 punting + 5-56 PR; McAfee 10-23 rushing; TENN 153 rushing yards
O 19	Colgate	A	W	13-0	14,000	Storer 5-112 rushing & 1 TD (80); Davis 18-86 rushing & 1 TD; Rushing yards: Duke 209, COL 92; Punts: Duke 10, COL 10
O 26	Wake Forest	A	W	23-0	12,000	Lach 5-67 rushing & 1 TD (61); Davis 9-48 rushing; Prothro 16-yard blocked punt return for TD; Halftime: Duke, 3-0
N 2	Georgia Tech (19 <sup>1</sup> / <sub>2</sub> )	H	W	41-7	34,000	Swiger 15-121 rushing & 1 TD; Davis 5-87 rushing & 1 TD (78); Lach 2 TD receptions (14 & 34); Halftime: Duke, 34-0
N 9	Davidson (12 <sup>1</sup> / <sub>2</sub> )	A	W	46-13	5,000	Davis 12-127 rushing & 2 TDs; Killian 4-81 rushing & 2 TDs (5 & 54); Rushing yards: Duke 448, DAV 72; Halftime: 13-13
N 16	North Carolina (12 <sup>1</sup> / <sub>2</sub> )	A	L	3-6	41,000	UNC HB Austin GW 10-yard TD pass from HB Lalanne (4th); Ruffa 21-yard FG (2nd); Lach 12-86 rushing; Rushing yards: Duke 145, UNC 58
N 23	N.C. State	H	W	42-6	10,000	Swiger 13-53 rushing & 2 TDs + 5-8, 93 yards & 1 TD; Lach 36-yard INT return for TD; Rushing yards: Duke 189, NCS 61
N 30	Pittsburgh (20 <sup>1</sup> / <sub>2</sub> )	H	W	12-7	27,000	Davis 23-141 rushing; Lach 5-49 receiving & 1 TD; Swiger 5-7, 41 yards; PITT HB Stetler 5-81 rushing; Halftime: Duke, 10-7

	1st	2nd	3rd	4th	OT	Total
Duke	—	—	—	—	—	203
Opponents	—	—	—	—	—	52
<b>TEAM STATISTICS</b>						
<b>Duke</b>						
<b>Opponents</b>						
SCORING						
Points Per Game						
FIRST DOWNS						
Rushing						
Passing						
Penalty						
RUSHING YARDAGE						
Yards gained rushing						
Yards lost rushing						
Rushing Attempts						
Average Per Rush						
Average Per Game						
TDs Rushing						
PASSING YARDAGE						
Comp-Att-Int						
Average Per Pass						
Average Per Catch						
Average Per Game						
TDs Passing						
TOTAL OFFENSE						
Total Plays						
Average Per Play						
Average Per Game						
KICK RETURNS						
PUNT RETURNS						
INT RETURNS: #-Yards						
KICK RETURN AVERAGE						
PUNT RETURN AVERAGE						
INT RETURN AVERAGE						
FUMBLES-LOST						
PENALTIES-Yards						
Average Per Game						
PUNTS						
Average Per Punt						
Net punt average						
KICKOFFS						
Average Per Kick						
Net kick average						
TIME OF POSSESSION/Game						
3RD-DOWN Conversions						
3rd-Down Pct						
4TH-DOWN Conversions						
4th-Down Pct						
SACKS BY-Yards						
TOUCHDOWNS SCORED						
FIELD GOALS MADE						
ON-SIDE KICKS						
RED-ZONE SCORES						
RED-ZONE TOUCHDOWNS						
PAT-ATTEMPTS						

RUSHING									
Player	G	Att	Gain	Loss	Net	Avg	TD	Lg	Avg/G
J. Davis	—	90	591	—	—	—	—	—	—
S. Lach	—	46	315	—	—	—	—	—	—
F. Swiger	—	56	256	—	—	—	—	—	—
W. McAfee	—	65	217	—	—	—	—	—	—
PASSING									
Player	G	Effic	C-A-I	Pct	Yds	TD	Lg	Avg/G	
F. Swiger	—	—	22-38	.579	357	—	—	—	—
W. McAfee	—	—	34-60	.567	316	—	—	—	—
M. Storer	—	—	7-16	.438	87	—	—	—	—
RECEIVING									
Player	G	No.	Yds	Avg	TD	Lg	Avg/G		
—									
SCORING									
Player	TD	FG	Kick	Rush	Rcv	Pass	Dxp	Saf	Pts
S. Lach	5	—	—	—	—	—	—	—	30
T. Ruffa	—	4	15	—	—	—	—	—	27
J. Davis	4	—	—	—	—	—	—	—	24
F. Killian	3	—	—	—	—	—	—	—	18
F. Swiger	3	—	—	—	—	—	—	—	18
L. Darnell	2	—	—	—	—	—	—	—	12
W. Siegfried	2	—	—	—	—	—	—	—	12
M. Storer	2	—	—	—	—	—	—	—	12
W. Wartman	2	—	—	—	—	—	—	—	12
F. Ezerski	1	—	2	—	—	—	—	—	8
W. McAfee	1	—	—	—	—	—	—	—	6
A. Piasecky	1	—	—	—	—	—	—	—	6
T. Prothro	1	—	—	—	—	—	—	—	6
J. Smith	1	—	—	—	—	—	—	—	6
G. Bokinsky	—	—	1	—	—	—	—	—	1
PUNTING									
Player	No.	Yds	Avg	Lg	TB	FC	i20	50+	Blk
S. Lach	43	1,662	38.6	—	—	—	—	—	—
F. Killian	16	570	35.6	—	—	—	—	—	—
F. Swiger	6	265	44.3	—	—	—	—	—	—
KICKOFF RETURNS									
Player	No.	Yds	Avg	TD	Lg				
—									
PUNT RETURNS									
Player	No.	Yds	Avg	TD	Lg				
—									
INTERCEPTIONS									
Player	No.	Yds	Avg	TD	Lg				
—									
FIELD GOALS									
Player	FGM-A	Pct	1-19	20-29	30-39	40-49	50+	Lg	Blk
—									
TOTAL OFFENSE LEADERS									
Player	G	Plays	Rush	Pass	Total	Avg/G			
—									
ALL PURPOSE YARDAGE LEADERS									
Player	G	Rush	Rec	PR	KOR	IR	Total	Avg/G	
—									

TACKLE LEADERS									
Player	G	UA	A	Tot	TFL/Yds	Sacks/Yds	PBU		
—									
CAUSED FUMBLES									
—									
FUMBLE RECOVERIES									
—									

1941

Overall Record: 9-1 SC: 5-0 (1st) Final National Ranking: 2nd (AP)

Southern Conference Champions • Rose Bowl

Head Coach: Wallace Wade  
Assistant Coaches: Eddie Cameron (Backfield), Dumpy Hagler (Line), Dennis Stanley (End), Herschel Caldwell (Freshman)  
Starting Lineup: LE James Smith, LT Mike Karmazin, LG Thomas Burns, C Bob Barnett, RG Pete Goddard, RT Robert McDonough, RE Alex Piasecky, QB Tommy Prothro, LHB Tom Davis, RHB Steve Lach, FB Winston Siegfried  
Captain: Bob Barnett | Team MVP: Pete Goddard  
All-SC: Mike Karmazin, Bob Barnett, Steve Lach, Bob Gantt  
All-America: Steve Lach<sup>1</sup>, Mike Karmazin<sup>2</sup>, Bob Barnett<sup>3</sup>, Bob Gantt<sup>4</sup>, Pete Goddard<sup>5</sup>, Tom Davis<sup>6</sup>, Alex Piasecky<sup>7</sup> | Academic All-America: —  
Miscellaneous Awards: ACC Jacobs Blocking Trophy (Tommy Prothro)

S 27	Wake Forest	H	W	43-14	7,000	Storer 7-48 rushing & 2 TDs; Lach 3-53 rushing; Bokinsky 43-yard INT return for TD; Duke defense 4 INTs; Duke 28 points in 1st quarter
O 4	Tennessee	H	W	19-0	45,000	Davis 11-61 rushing; Storer 5-12, 86 yards & 1 TD; Redding FR in EZ for TD; Total offense: Duke 274, TENN 65; Halftime: Duke, 19-0
O 11	Maryland	N <sup>1</sup>	W	50-0	14,000	Davis 9-130 rushing & 3 TDs, 8-10, 81 yards, 4-155 punting + 2-22 PR; Siegfried 19-84 rushing & 3 TDs (30, 2 & 1); Duke 450 total yards
O 18	Colgate (3/-)	H	W	27-14	25,000	Long 20-115 rushing & 1 TD; Siegfried 13-35 rushing & 3 TDs; COL FB Micka 13-53 rushing; Rushing yards: Duke 227, COL 76; Halftime: 7-7
O 25	Pittsburgh (4/-)	A	W	27-14	28,000	Lach 5-50 rushing + 6-125 receiving & 2 TDs; Siegfried 21-73 rushing & 1 TD; Storer 6-8, 99 yards & 1 TD; Rushing yards: Duke 175, PITT 116
N 1	Georgia Tech (4/-)	A	W	14-0	27,000	Davis 10-42 rushing + 6-12, 99 yards & 2 TDs; Gantt 4-55 receiving & 1 TD; 1st downs: Duke 12, GT 19; GT 5 TOs
N 8	Davidson (4/-)	A	W	56-0	10,000	Rute 12-98 rushing & 1 TD; Lach 5-61 rushing & 2 TDs; Rushing yards: Duke 614, DAV 51; 1st downs: Duke 27, DAV 3; Duke 728 total yards
N 15	North Carolina (3/-)	H	W	20-0	45,000	Lach 8-61 rushing & 1 TD, 6-277 punting + 1 INT; Siegfried 19-62 rushing & 1 TD; Rushing yards: Duke 194, UNC 186
N 22	N.C. State (3/-)	A	W	55-6	10,000	Siegfried 17-64 rushing & 4 TDs + 2 PATs; Duke 8 TD rushes; Rushing yards: Duke 408, NCS 19; 1st downs: Duke 26, NCS 6
J 1	+Oregon State (2/12)	H	L	16-20	56,000	Davis 12-80 rushing; TOs: Duke 7, ORST 3; Total yards: Duke 310, ORST 329; Halftime: 7-7; ORST 13 points in 3rd quarter
N <sup>1</sup>	Baltimore, Md.					
+	Rose Bowl					

NOTE: After large crowds had been banned on the West Coast due to the Japanese bombing of Pearl Harbor, Duke hosted the Rose Bowl on January 1, 1942, marking the only time the game has been played away from Pasadena, Calif.

	1st	2nd	3rd	4th	OT	Total
Duke	—	—	—	—	—	327
Opponents	—	—	—	—	—	61
TEAM STATISTICS				Duke		Opponents
SCORING				327		61
Points Per Game				32.7		6.1
FIRST DOWNS				162		89
Rushing				107		60
Passing				39		22
Penalty				6		7
RUSHING YARDAGE				2,541		995
Yards gained rushing				—		—
Yards lost rushing				—		—
Rushing Attempts				—		—
Average Per Rush				—		—
Average Per Game				254.1		99.5
TDs Rushing				—		—
PASSING YARDAGE				1,104		719
Comp-Att-Int				66-137-11		61-139-18
Average Per Pass				8.1		5.2
Average Per Catch				16.7		11.8
Average Per Game				110.4		71.9
TDs Passing				—		—
TOTAL OFFENSE				3,645		1,248
Total Plays				—		—
Average Per Play				—		—
Average Per Game				364.5		124.8
KICK RETURNS				12		41
PUNT RETURNS				48		32
INT RETURNS: #-Yards				18-207		11-103
KICK RETURN AVERAGE				25.4		22.2
PUNT RETURN AVERAGE				10.8		8.0
INT RETURN AVERAGE				11.5		9.4
FUMBLES-LOST				17-6		23-16
PENALTIES-Yards				37-335		31-214
Average Per Game				33.5		21.4
PUNTS				72		88
Average Per Punt				40.6		38.9
Net punt average				—		—
KICKOFFS				56		22
Average Per Kick				45.5		45.3
Net kick average				—		—
TIME OF POSSESSION/Game				—		—
3RD-DOWN Conversions				—		—
3rd-Down Pct				—		—
4TH-DOWN Conversions				—		—
4th-Down Pct				—		—
SACKS BY-Yards				—		—
TOUCHDOWNS SCORED				48		9
FIELD GOALS MADE				0		0
ON-SIDE KICKS				—		—
RED-ZONE SCORES				—		—
RED-ZONE TOUCHDOWNS				—		—
PAT-ATTEMPTS				(35-48) 73%		(7-9) 78%

RUSHING									
Player	G	Att	Gain	Loss	Net	Avg	TD	Lg	Avg/G
T. Davis	—	108	569	—	—	—	—	—	—
S. Lach	—	63	532	—	—	—	—	—	—
W. Siegfried	—	131	459	—	—	—	—	—	—
L. Long	—	83	331	—	—	—	—	—	—
M. Storer	—	65	231	—	—	—	—	—	—
R. Rute	—	32	209	—	—	—	—	—	—
PASSING									
Player	G	Effic	C-A-I	Pct	Yds	TD	Lg	Avg/G	
T. Davis	—	—	37-74	.500	506	—	—	—	—
M. Storer	—	—	19-41	.463	305	—	—	—	—
R. Rute	—	—	8-25	.320	119	—	—	—	—
S. Lach	—	—	2-2	1.000	79	—	—	—	—
RECEIVING									
Player	G	No.	Yds	Avg	TD	Lg	Avg/G		
—									
SCORING									
Player	TD	FG	Kick	Rush	Rcv	Pass	Dxp	Saf	Pts
W. Siegfried	14	—	2	—	—	—	—	—	86
S. Lach	10	—	—	—	—	—	—	—	60
T. Davis	7	—	—	—	—	—	—	—	42
B. Gantt	2	—	5	—	—	—	—	—	19
T. Prothro	—	—	17	—	—	—	—	—	17
L. Long	4	—	—	—	—	—	—	—	16
A. Hoover	2	—	—	—	—	—	—	—	14
M. Storer	2	—	—	—	—	—	—	—	14
W. Wartman	2	—	—	—	—	—	—	—	14
G. Bokinsky	1	—	1	—	—	—	—	—	7
R. Morgan	1	—	—	—	—	—	—	—	6
C. Redding	1	—	—	—	—	—	—	—	6
R. Rute	1	—	—	—	—	—	—	—	6
J. Smith	1	—	—	—	—	—	—	—	6
M. Karmazin	—	—	5	—	—	—	—	—	5
L.E. Dempsey	—	—	1	—	—	—	—	—	1
P. Goddard	—	—	1	—	—	—	—	—	1
J. Lipscomb	—	—	1	—	—	—	—	—	1
PUNTING									
Player	No.	Yds	Avg	Lg	TB	FC	i20	50+	Blk
S. Lach	25	1,285	45.9	—	—	—	—	—	—
M. Storer	22	861	39.1	—	—	—	—	—	—
T. Davis	20	694	34.7	—	—	—	—	—	—
KICKOFF RETURNS									
Player	No.	Yds	Avg	TD	Lg				
—									
PUNT RETURNS									
Player	No.	Yds	Avg	TD	Lg				
—									
INTERCEPTIONS									
Player	No.	Yds	Avg	TD	Lg				
—									
FIELD GOALS									
Player	FGM-A	Pct	1-19	20-29	30-39	40-49	50+	Lg	Blk
—									

TOTAL OFFENSE LEADERS								
Player	G	Plays	Rush	Pass	Total	Avg/G		
—								
ALL PURPOSE YARDAGE LEADERS								
Player	G	Rush	Rec	PR	KOR	IR	Total	Avg/G
—								
TACKLE LEADERS								
Player	G	UA	A	Tot	TFL/Yds	Sacks/Yds	PBU	
—								
CAUSED FUMBLES								
—								
FUMBLE RECOVERIES								
—								



1942 Overall Record: 5-4-1 SC: 3-1-1 (5th)

Head Coach: Eddie Cameron  
Assistant Coaches: Dumpy Hagler (Line), Dennis Stanley (End), Herschel Caldwell (Freshman)  
Starting Lineup: LE Ralph Morgan, LT Jake Poole, LG Harry Troxell, C Charlie Davis, RG Thomas Burns, RT Bob Nanni, RE Bab Gantt, QB Leo Long, LHB Buddy Luper, RHB Gordon Carver, FB Tom Davis  
Captain: Jim Smith | Team MVP: Tom Burns  
All-SC: Bob Gantt, Tom Burns, Tom Davis  
All-America: Bob Gantt<sup>1</sup> | Academic All-America: —  
Miscellaneous Awards: —

S 26	Davidson	N <sup>1</sup>	W	21-0	2,500	Storer 7-86 rushing & 1 TD + 2-100 punting; Long 15-54 rushing & 1 TD; Davis 13-51 rushing; Rushing yards: Duke 274, DAV 54
O 3	Wake Forest	A	L	7-20	7,000	WF HB Cochran 18-95 rushing; WF HB J. Perry 9-46 rushing & 2 TDs; Long 1 TD rush; Rushing yards: Duke 45, WF 201
O 10	Georgia Navy	H	L	12-26	8,000	GANAVY HB Filchcock 13-20, 176 yards & 3 TDs, 11-35 rushing, 3-46 PR + 1-27 KOR; Davis 11-32 rushing & 2 TDs; Luper 17-54 rushing
O 17	Colgate (-/9)	N <sup>2</sup>	W	34-0	18,782	Cittadino 16-yard INT return for TD; Wolfe 31-yard INT return for TD; Luper 72-yard PR for TD; Smith 2-yard blocked punt return for TD
O 24	Pittsburgh	A	W	28-0	20,000	Rute 58-yard PR for TD; Gantt 10-yard TD pass from Rute; Rushing yards: Duke 263, PITT 131; TOs: Duke 5, PITT 3
O 31	Georgia Tech (-/9)	H	L	7-26	24,000	GT FB Plaster 15-69 rushing & 2 TDs; Davis 17-87 rushing; Storer 55-yard TD rush; Rushing yards: Duke 161, GT 236; GT defense 3 INTs
N 7	Maryland	H	W	42-0	9,000	Davis 15-114 & 2 TDs (10 & 52); Luper 10-83 rushing, 3-52 PR + 1-33 KOR; Carver 2 INTs; Rushing yards: Duke 224, MD 110
N 14	North Carolina	A	T	13-13	32,000	UNC E Hussey 14-yard TD pass from HB Myers & Myers PATA wide to tie game, 13-13 (6:30; 4th); Luper 19-85 rushing; Davis 1 TD rush
N 21	N.C. State	H	W	47-0	16,000	Davis 24-150 rushing & 4 TDs (41, 1, 1 & 4); Hoover 42-yard INT return for TD; Rushing yards: Duke 232, NCS -1; Duke defense 5 INTs
N 28	Jacksonville NAS	A	L	0-13	7,500	JNAS HB & former Duke All-American G. McAfee 2 TD passes; 1st downs: Duke 13, JNAS 5; Rushing yards: Duke 205, JNAS 80
N <sup>1</sup> Winston-Salem, N.C.						
N <sup>2</sup> Buffalo, N.Y.						

	1st	2nd	3rd	4th	OT	Total
Duke	—	—	—	—	—	211
Opponents	—	—	—	—	—	98
TEAM STATISTICS						Duke Opponents
SCORING						211 98
Points Per Game						21.1 9.8
FIRST DOWNS						108 85
Rushing						— —
Passing						— —
Penalty						— —
RUSHING YARDAGE						1,636 1,063
Yards gained rushing						— —
Yards lost rushing						— —
Rushing Attempts						— —
Average Per Rush						— —
Average Per Game						163.6 106.3
TDs Rushing						— —
PASSING YARDAGE						429 808
Comp-Att-Int						41-117-12 60-196-22
Average Per Pass						3.7 4.1
Average Per Catch						10.5 13.5
Average Per Game						42.9 80.8
TDs Passing						— —
TOTAL OFFENSE						2,065 1,803
Total Plays						— —
Average Per Play						— —
Average Per Game						206.5 180.3
KICK RETURNS: #-Yards						— —
PUNT RETURNS: #-Yards						— —
INT RETURNS: #-Yards						22-426 12-111
KICK RETURN AVERAGE						— —
PUNT RETURN AVERAGE						— —
INT RETURN AVERAGE						19.4 9.3
FUMBLES LOST						12 14
PENALTY YARDS						403 257
Average Per Game						40.3 25.7
PUNTS-Yards						— —
Average Per Punt						40.1 38.7
Net punt average						— —
KICKOFFS-Yards						— —
Average Per Kick						— —
Net kick average						— —
TIME OF POSSESSION/Game						— —
3RD-DOWN Conversions						— —
3rd-Down Pct						— —
4TH-DOWN Conversions						— —
4th-Down Pct						— —
SACKS BY-Yards						— —
TOUCHDOWNS SCORED						— —
FIELD GOALS-ATTEMPTS						— —
ON-SIDE KICKS						— —
RED-ZONE SCORES						— —
RED-ZONE TOUCHDOWNS						— —
PAT-ATTEMPTS						— —

RUSHING									
Player	G	Att	Gain	Loss	Net	Avg	TD	Lg	Avg/G
B. Luper	—	101	454	—	—	—	—	—	—
T. Davis	—	136	417	—	—	—	—	—	—
M. Storer	—	33	264	—	—	—	—	—	—
R. Rule	—	49	174	—	—	—	—	—	—
G. Carver	—	19	114	—	—	—	—	—	—
L. Long	—	36	104	—	—	—	—	—	—
J. Wolfe	—	12	44	—	—	—	—	—	—
B. Cittadino	—	4	33	—	—	—	—	—	—
J. Smith	—	6	11	—	—	—	—	—	—
E. Beamer	—	2	10	—	—	—	—	—	—
Vann	—	2	6	—	—	—	—	—	—
R. Morgan	—	2	3	—	—	—	—	—	—
E. Jones	—	2	2	—	—	—	—	—	—
PASSING									
Player	G	Effic	C-A-I	Pct	Yds	TD	Lg	Avg/G	
B. Luper	—	—	11-35	.314	94	—	—	—	—
T. Davis	—	—	15-42	.357	179	—	—	—	—
R. Rule	—	—	12-32	.375	153	—	—	—	—
M. Storer	—	—	1-2	.500	3	—	—	—	—
Vann	—	—	0-1	.000	0	—	—	—	—
RECEIVING									
Player	G	No.	Yds	Avg	TD	Lg	Avg/G		
T. Davis	—	8	30	3.8	—	—	—	—	—
G. Carver	—	7	152	21.7	—	—	—	—	—
B. Gantt	—	6	80	13.3	—	—	—	—	—
B. Cittadino	—	5	46	9.2	—	—	—	—	—
T. Burns	—	2	19	9.5	—	—	—	—	—
L. Long	—	2	16	8.0	—	—	—	—	—
E. Beamer	—	2	9	4.5	—	—	—	—	—
A. Hoover	—	1	8	8.0	—	8	—	—	—
R. Morgan	—	1	4	4.0	—	4	—	—	—
SCORING									
Player	TD	FG	Kick	Rush	Rcv	Pass	Dxp	Saf	Pts
T. Davis	9	—	—	—	—	—	—	—	54
B. Gantt	2	—	24	—	—	—	—	—	36
M. Storer	6	—	—	—	—	—	—	—	36
L. Long	3	—	—	—	—	—	—	—	18
G. Carver	2	—	—	—	—	—	—	—	12
B. Cittadino	2	—	—	—	—	—	—	—	12
R. Rule	2	—	—	—	—	—	—	—	12
T. Burns	1	—	—	—	—	—	—	—	6
A. Hoover	1	—	—	—	—	—	—	—	6
B. Luper	1	—	—	—	—	—	—	—	6
J. Smith	1	—	—	—	—	—	—	—	6
J. Wolfe	1	—	—	—	—	—	—	—	6
PUNTING									
Player	No.	Yds	Avg	Lg	TB	FC	i20	50+	Blk
—									
KICKOFF RETURNS									
Player	No.	Yds	Avg	TD	Lg				
—									
PUNT RETURNS									
Player	No.	Yds	Avg	TD	Lg				
—									

INTERCEPTIONS									
Player	No.	Yds	Avg	TD	Lg				
B. Luper	4	104	26.0	0	—				
B. Cittadino	3	31	10.3	1	—				
L. Long	3	28	9.3	0	—				
T. Davis	3	2	0.7	0	—				
A. Hoover	2	53	26.5	1	—				
M. Storer	2	41	20.5	0	—				
J. Wolfe	1	31	31.0	1	31				
R. Rule	1	31	13.0	0	13				
B. Gantt	1	8	8.0	0	8				
B. Nanni	1	1	1.0	0	1				
E. Jones	1	0	0.0	0	—				
FIELD GOALS									
Player	FGM-A	Pct	1-19	20-29	30-39	40-49	50+	Lg	Blk
—									
TOTAL OFFENSE LEADERS									
Player	G	Plays	Rush	Pass	Total	Avg/G			
—									
ALL PURPOSE YARDAGE LEADERS									
Player	G	Rush	Rec	PR	KOR	IR	Total	Avg/G	
—									
TACKLE LEADERS									
Player	G	UA	A	Tot	TFL/Yds	Sacks/Yds	PBU		
—									
CAUSED FUMBLES									
—									
FUMBLE RECOVERIES									
—									

1943

Overall Record: 8-1 SC: 4-0 (1st) Final National Ranking: 7th (AP)

Southern Conference Champions

Head Coach: Eddie Cameron

Assistant Coaches: Dumpy Hagler (Line), Bob Cox (Backfield), Dennis Stanley (End), Herschel Caldwell (JV), Harvey Potter (Asst. JV)

Starting Lineup: LE Benny Cittadino, LT Pat Preston, LG Bill Milner, C Fletcher Wall, RG Jim Myers, RT Jack Bush or Bob Nanni, RE Bob Gantt, QB Leo Long (first 6 games) or Walter Palmer (final 3 games),

LHB Buddy Luper, RHB Lamar Blount, FB Tom Davis

Captains: Game | Team MVP: —

All-SC: Bill Milner, Pat Preston, Tom Davis, Buddy Luper

All-America: Bob Gantt<sup>1</sup>, Bill Milner<sup>1</sup>, Pat Preston<sup>1</sup>, Tom Davis<sup>HM</sup>, Buddy Luper<sup>HM</sup>, Benny Cittadino<sup>HM</sup>, Jim Myers<sup>HM</sup> | Academic All-America: —

Miscellaneous Awards: —

S 8	Camp Lejeune	H	W	40-0	12,700	Davis 12-38 rushing & 2 TDs; Luper 4-7, 87 yards & 1 TD; Blount 42-yard INT return for TD; Rushing yards: Duke 213, CL 55
S 25	Richmond	H	W	61-0	7,415	Mulligan 4-125 rushing & 1 TD (65); Rute 2 TD rushes; Blount 5-33 rushing & 1 TD + 59-yard TD reception; Total offense: Duke 508, RICH 115
O 2	N.C. Pre-Flight	H	W	42-0	6,179	Murphy 2-3, 76 yards & 2 TDs, 3-26 rushing, 1-68 punting, 2-36 PR + 1 INT; Carver 2-76 receiving & 2 TDs; Total offense: Duke 405, NCPF 202
O 9	Navy (5/4)	N	L	13-14	55,600	Gantt failed PATA after Hartley 14-yard TD rush (2:00; 4th); Preston blocked punt recovery in EZ for TD; Total offense: Duke 142, NAVY 219
O 16	North Carolina (6-/)	H	W	14-7	27,700	Davis 17-89 rushing & 1 TD; Hartley 46-yard INT return for TD; UNC HB Myers 6-14, 123 yards & 1 TD; Duke defense 5 INTs
O 30	Georgia Tech (8-/)	A	W	14-7	30,000	Carver GW 37-yard TD reception from Murphy (4th); Davis 20-66 rushing & 1 TD; Luper 5-34 rushing; Total offense: Duke 283, GT 101
N 6	N.C. State (9-/)	A	W	75-0	5,000	Miller 7-110 rushing; Luper 6-109 rushing & 2 TDs; Folger 5-47 rushing & 2 TDs; Duke 11 rushing TDs; Rushing yards: Duke 521, NCS -49
N 13	Virginia (7-/)	H	W	49-0	6,000	Balitsaris 15-69 rushing & 2 TDs; Hartley 8-74 rushing & 1 TD; Rushing yards: Duke 377, UVA -2; Halftime: Duke, 28-0
N 20	North Carolina (6-/)	A	W	27-6	27,000	Luper 10-146 rushing & 1 TD (79), 6-244 punting + 5-36 PR; Balitsaris 12-72 rushing & 1 TD; Total offense: Duke 337, UNC 121
N-Baltimore, Md.						

	1st	2nd	3rd	4th	OT	Total
Duke	82	89	63	101	—	335
Opponents	0	21	0	13	—	34
TEAM STATISTICS				Duke	Opponents	
SCORING				355	34	
Points Per Game				39.4	3.8	
FIRST DOWNS				121	64	
Rushing				102	28	
Passing				13	28	
Penalty				6	8	
RUSHING YARDAGE				2,659	337	
Yards gained rushing				—	—	
Yards lost rushing				—	—	
Rushing Attempts				480	—	
Average Per Rush				5.5	—	
Average Per Game				295.4	37.4	
TDs Rushing				—	—	
PASSING YARDAGE				664	749	
Comp-Att-Int				33-78-7	—	
Average Per Pass				8.5	—	
Average Per Catch				20.1	—	
Average Per Game				73.8	—	
TDs Passing				—	—	
TOTAL OFFENSE				3,323	1,086	
Total Plays				—	—	
Average Per Play				—	—	
Average Per Game				369.2	120.7	
KICK RETURNS: #-Yards				12-283	—	
PUNT RETURNS: #-Yards				54-632	—	
INT RETURNS: #-Yards				—	—	
KICK RETURN AVERAGE				23.6	—	
PUNT RETURN AVERAGE				11.7	—	
INT RETURN AVERAGE				—	—	
FUMBLES-LOST				—	—	
PENALTIES-Yards				—	—	
Average Per Game				—	—	
PUNTS-Yards				71-2,515	—	
Average Per Punt				35.4	—	
Net punt average				—	—	
KICKOFFS-Yards				—	—	
Average Per Kick				—	—	
Net kick average				—	—	
TIME OF POSSESSION/Game				—	—	
3RD-DOWN Conversions				—	—	
3rd-Down Pct				—	—	
4TH-DOWN Conversions				—	—	
4th-Down Pct				—	—	
SACKS BY-Yards				—	—	
TOUCHDOWNS SCORED				49	—	
FIELD GOALS-ATTEMPTS				—	—	
ON-SIDE KICKS				—	—	
RED-ZONE SCORES				—	—	
RED-ZONE TOUCHDOWNS				—	—	
PAT-ATTEMPTS				(42-49) 86%	—	

RUSHING									
Player	G	Att	Gain	Loss	Net	Avg	TD	Lg	Avg/G
B. Luper	—	76	—	—	520	6.8	—	79	—
T. Davis*	—	81	—	—	328	4.0	—	—	—
H. Hartley	—	45	—	—	255	5.4	—	—	—
R.J. McDougal*	—	48	—	—	213	4.4	—	—	—
G. Balitsaris	—	37	—	—	187	5.0	—	—	—
B. Murphy*	—	30	—	—	180	6.0	—	—	—
B. Mulligan*	—	6	—	—	143	23.8	—	—	—
J. Borbely	—	23	—	—	135	5.6	—	—	—
J. Miller	—	19	—	—	107	10.7	—	—	—
L. Blount*	—	14	—	—	98	7.0	—	70	—
G. Carver	—	13	—	—	58	4.5	—	—	—
R. Rule*	—	7	—	—	57	8.1	—	—	—
F. Folger	—	8	—	—	57	7.1	—	—	—
B. Cittadino	—	7	—	—	45	6.4	—	—	—
J. Perry*	—	20	—	—	39	2.0	—	—	—
Strickland*	—	8	—	—	31	3.9	—	—	—
C. Haggerty	—	11	—	—	28	2.5	—	—	—
G. Clark	—	2	—	—	16	8.0	—	—	—
J. Wolfe*	—	2	—	—	16	8.0	—	—	—
E. Carlton	—	1	—	—	14	14.0	—	—	—
C. Lewis	—	3	—	—	14	4.7	—	—	—
O. Sacrinly	—	3	—	—	8	2.7	—	—	—
M. Rainer*	—	2	—	—	7	3.5	—	—	—
Brady	—	2	—	—	6	3.0	—	—	—
E. Knotts	—	1	—	—	6	6.0	—	—	—
PASSING									
Player	G	Effic	C-A-I	Pct	Yds	TD	Lg	Avg/G	
B. Luper	—	—	14-36-3	.389	351	—	59	—	—
B. Murphy*	—	—	12-24-3	.500	226	—	—	—	—
J. Perry*	—	—	1-1-0	1.000	40	—	40	—	—
H. Hartley	—	—	5-16-1	.313	31	—	—	—	—
R. Rule*	—	—	1-1-0	1.000	16	—	16	—	—
RECEIVING									
Player	G	No.	Yds	Avg	TD	Lg	Avg/G		
L. Blount*	—	6	227	37.8	—	—	—	—	—
G. Carver	—	5	128	25.6	—	—	—	—	—
T. Davis*	—	4	22	5.5	—	—	—	—	—
J. Copley*	—	3	51	17.0	—	—	—	—	—
B. Cittadino	—	3	40	13.3	—	—	—	—	—
J. Perry*	—	2	27	13.5	—	—	—	—	—
B. Gantt	—	2	23	11.5	—	—	—	—	—
K. Mote	—	2	13	6.5	—	—	—	—	—
M. Rainer*	—	1	40	40.0	—	40	—	—	—
B. Mulligan*	—	1	27	27.0	—	27	—	—	—
Moates*	—	1	16	16.0	—	16	—	—	—
C. Haggerty	—	1	7	7.0	—	7	—	—	—
J. Wolfe*	—	1	3	3.0	—	3	—	—	—
SCORING									
Player	TD	FG	Kick	Rush	Rcv	Pass	Dxp	Saf	Pts
B. Gantt	1	0-0	41-46	0-0	0	0-0	0	0	47
B. Luper	5	0-0	0-0	0-0	0	0-0	0	0	30
G. Balitsaris	4	0-0	0-0	0-0	0	0-0	0	0	24
L. Blount*	4	0-0	0-0	0-0	0	0-0	0	0	24
G. Carver	4	0-0	0-0	0-0	0	0-0	0	0	24
T. Davis*	4	0-0	0-0	0-0	0	0-0	0	0	24
O. Sacrinly	4	0-0	0-0	0-0	0	0-0	0	0	24
B. Murphy*	3	0-0	0-0	0-0	0	0-0	0	0	18
Strickland*	3	0-0	0-0	0-0	0	0-0	0	0	18
B. Cittadino	2	0-0	0-0	0-0	0	0-0	0	0	12
F. Folger	2	0-0	0-0	0-0	0	0-0	0	0	12
J. Borbely	1	0-0	0-0	0-0	0	0-0	0	0	6
Brady	1	0-0	0-0	0-0	0	0-0	0	0	6
E. Carlton	1	0-0	0-0	0-0	0	0-0	0	0	6
Felton	1	0-0	0-0	0-0	0	0-0	0	0	6
E. Knotts	1	0-0	0-0	0-0	0	0-0	0	0	6
Milner	1	0-0	0-0	0-0	0	0-0	0	0	6
B. Haggerty	1	0-0	0-0	0-0	0	0-0	0	0	6
R.J. McDougal	1	0-0	0-0	0-0	0	0-0	0	0	6
B. Nanni*	1	0-0	0-0	0-0	0	0-0	0	0	6
J. Perry*	1	0-0	0-0	0-0	0	0-0	0	0	6
P. Preston*	1	0-0	0-0	0-0	0	0-0	0	0	6
J. Wolfe*	1	0-0	0-0	0-0	0	0-0	0	0	6

PUNTING									
Player	No.	Yds	Avg	Lg	TB	FC	I20	50+	Blk
T. Davis*	26	822	33.9	79	—	—	—	—	2
G. Carver	12	454	27.8	—	—	—	—	—	—
B. Murphy*	12	450	37.5	—	—	—	—	—	—
B. Luper	6	271	45.0	—	—	—	—	—	—
J. Perry*	4	148	37.0	—	—	—	—	—	—
Felton	3	72	24.0	—	—	—	—	—	—
B. Mulligan*	2	99	49.5	—	—	—	—	—	—
H. Hartley	2	80	40.0	—	—	—	—	—	—
F. Folger	2	44	22.0	—	—	—	—	—	—
J. Miller	1	5	5.0	5	—	—	—	—	—
KICKOFF RETURNS									
Player	No.	Yds	Avg	TD	Lg				
T. Davis*	3	113	37.7	—	—				
B. Luper	3	70	23.3	—	—				
G. Carver	1	30	30.0	—	—			30	
L. Blount*	1	19	19.0	—	—			19	
B. Cittadino	1	18	18.0	—	—			18	
H. Hartley	1	18	18.0	—	—			18	
G. Smith	1	10	10.0	—	—			10	
J. Borbely	1	5	5.0	—	—			5	
PUNT RETURNS									
Player	No.	Yds	Avg	TD	Lg				
B. Luper	19	221	11.6	—	—				
H. Hartley	15	205	13.7	—	—				
B. Murphy*	12	147	12.3	—	—				
J. Miller	3	41	13.7	—	—				
R. Rule*	1	16	16.0	—	—			16	
B. Nanni*	1	11	11.0	—	—			11	
R.J. McDougal	1	1	1.0	—	—			1	
B. Cittadino	1	0	0.0	—	—			—	
C. Lewis	1	0	0.0	—	—			—	
INTERCEPTIONS									
Player	No.	Yds	Avg	TD	Lg				
H. Hartley	4	94	23.5	1	—				
R.J. McDougal	3	54	18.0	0	—				
B. McCain	3	11	3.7	0	—				
B. Murphy	2	23	11.5	0	—				
C. Haggerty	1	62	62.0	0	62				
L. Blount*	1	42	42.0	1	42				
M. Rainer	1	25	25.0	0	25				
J. Crowder	1	11	11.0	0	11				
G. Cook	1	7	7.0	0	7				
F. Wall	1	6	6.0	0	6				
G. Carver	1	5	5.0	0	5				
J. Bradshaw	1	3	3.0	0	3				
B. Luper	1	3	3.0	0	3				
K. Mole	1	2	2.0	0	2				
L. Olt	1	2	2.0	0	2				
L. Long*	1	0	0.0	0	—				
J. Perry*	1	0	0.0	0	—				
FIELD GOALS									
Player	FGM-A	Pct	1-19	20-29	30-39	40-49	50+	Lg	Blk
TOTAL OFFENSE LEADERS									
Player	G	Plays	Rush	Pass	Total	Avg/C			
ALL PURPOSE YARDAGE LEADERS									
Player	G	Rush	Rec	PR	KOR	IR	Total	Avg/C	
TACKLE LEADERS									
Player	G	UA	A	Tot	TFL/Yds	Sacks/Yds	PBL		
CAUSED FUMBLES									
FUMBLE RECOVERIES									

1944

Overall Record: 6-4 SC: 4-0 (1st) Final National Ranking: 11th (AP)

Southern Conference Champions • Sugar Bowl

Head Coach: Eddie Cameron  
Assistant Coaches: Dumpy Hagler (Line), Bob Cox (Backfield), Dennis Stanley (End), Herschel Caldwell (JV), Harvey Potter (Asst. JV)  
Starting Lineup: LE Clarke Jones, LT Fred Hardison, LG Fred Sink, C John Crowder, RG Ernie Knotts, RT John Kearns, RE Reece Harry, QB John Krisza, LH George Clark, RH Gordon Carver, FB Tom Davis  
Captain: Gordon Carver | Team MVP: Tom Davis  
All-SC: Tom Davis  
All-America: Tom Davis<sup>3</sup>, Garland Wolfe<sup>HM</sup>, Ernie Knotts<sup>HM</sup>, John Kerns<sup>HM</sup>, Frank Irwin<sup>HM</sup>, Gordon Carver<sup>HM</sup> | Academic All-America: —  
Miscellaneous Awards: SC Jacobs Blocking Trophy (Tom Davis)

S 23	Richmond	H	W	61-7	8,250	Lewis 9-116 rushing; Clark 4-104 PR & 1 TD; Davis 12-83 rushing & 2 TDs; 1st downs: Duke 15, RICH 2; Rushing yards: Duke 419, RICH 13
S 30	Pennsylvania	A	L	7-18	40,000	PENN HB Minisi 14-82 rushing & 2 TDs, 2-2, 17 yards & 1 TD, 1-46 receiving + 5-40 PR; Davis 15-40 rushing; Carver 2-35 receiving & 1 TD
O 7	N.C. Pre-Flight	H	L	6-13	19,000	NCPF FB Koslowski 13-72 rushing & 1 TD, 1-1, 12 yards, 1-21 receiving + 6-235 punting; Davis 17-89 rushing; Clark 1 TD rush
O 14	Navy (-/6)	N <sup>1</sup>	L	0-7	25,000	NAVY HB Hamberg 11-51 rushing, 1-4, 32 yards & 1 TD, 5-136 punting + 4-54 PR; Davis 17-13 rushing; Total offense: Duke 82, NAVY 133
O 21	Army (-/2)	N <sup>2</sup>	L	7-27	45,000	ARMY HB Hall 11-98 rushing & 1 TD; Clark 11-43 rushing; Davis 1 TD rush; Rushing yards: Duke 57, ARMY 314; Halftime: Duke, 7-6
N 4	Georgia Tech (-/5)	H	W	19-13	30,000	Smith GW 10-yard TD pass from Lewis (4th); Clark 16-140 rushing & 1 TD (69); Total offense: Duke 336, GT 194; Duke defense 3 INTs
N 11	Wake Forest (20/12)	H	W	34-0	28,000	Davis 10-113 rushing & 2 TDs; Clark 12-67 rushing + 3-119 PR & 1 TD; WF HB Sacrinty 17-52 rushing; Rushing yards: Duke 262, WF 96
N 18	South Carolina (10/-)	A	W	34-7	12,000	Clark 14-99 rushing, 1-1, 35 yards, 2-22 PR + 2-80 KOR; Lewis 8-83 rushing & 2 TDs; Davis 2 TD rushes; Rushing yards: Duke 330, SCAR 57
N 25	North Carolina (11/-)	A	W	33-0	20,000	Clark 12-90 rushing & 1 TD; Carver 2 TD receptions; 1st downs: Duke 9, UNC 9; Rushing yards: Duke 152, UNC -8; Halftime: Duke, 21-0
J 1	+Alabama (11/-)	N <sup>3</sup>	W	29-26	73,000	Clark GW 20-yard TD rush (4th); Carver tackle of HB Jones ends ALA final drive at Duke 25 (0:00; 4th); Clark 2 TD rushes

N<sup>1</sup> Baltimore, Md.  
N<sup>2</sup> New York, N.Y.  
N<sup>3</sup> New Orleans, La.  
+ Sugar Bowl

	1st	2nd	3rd	4th	OT	Total
Duke	—	—	—	—	—	230
Opponents	—	—	—	—	—	118
TEAM STATISTICS				Duke		Opponents
SCORING				230		118
Points Per Game				23.0		11.8
FIRST DOWNS				100		93
Rushing				—		—
Passing				—		—
Penalty				—		—
RUSHING YARDAGE				2,109		1,147
Yards gained rushing				—		—
Yards lost rushing				—		—
Rushing Attempts				455		—
Average Per Rush				4.6		—
Average Per Game				210.9		114.7
TDs Rushing				—		—
PASSING YARDAGE				485		908
Comp-Att-Int				34-81-12		—
Average Per Pass				6.0		—
Average Per Catch				14.3		—
Average Per Game				48.5		90.8
TDs Passing				—		—
TOTAL OFFENSE				2,594		2,055
Total Plays				536		—
Average Per Play				4.8		—
Average Per Game				259.4		205.5
KICK RETURNS: #-Yards				—		—
PUNT RETURNS: #-Yards				—		—
INT RETURNS: #-Yards				16-154		—
KICK RETURN AVERAGE				—		—
PUNT RETURN AVERAGE				—		—
INT RETURN AVERAGE				9.6		—
FUMBLES-LOST				—		—
PENALTIES-Yards				—		—
Average Per Game				—		—
PUNTS-Yards				—		—
Average Per Punt				—		—
Net punt average				—		—
KICKOFFS-Yards				—		—
Average Per Kick				—		—
Net kick average				—		—
TIME OF POSSESSION/Game				—		—
3RD-DOWN Conversions				—		—
3rd-Down Pct				—		—
4TH-DOWN Conversions				—		—
4th-Down Pct				—		—
SACKS BY-Yards				—		—
TOUCHDOWNS SCORED				—		—
FIELD GOALS-ATTEMPTS				—		—
ON-SIDE KICKS				—		—
RED-ZONE SCORES				—		—
RED-ZONE TOUCHDOWNS				—		—
PAT-ATTEMPTS				—		—

RUSHING									
Player	G	Att	Gain	Loss	Net	Avg	TD	Lg	Avg/G
G. Clark	—	103	—	—	651	6.3	—	—	—
T. Davis	—	164	—	—	562	3.4	—	—	—
C. Lewis	—	40	—	—	297	7.4	—	—	—
G. Carver	—	46	—	—	147	3.2	—	—	—
J. LaRue	—	12	—	—	114	9.5	—	—	—
J.C. Kennard	—	23	—	—	93	4.0	—	—	—
L. Spears	—	30	—	—	91	3.0	—	—	—
G. Balitsaris	—	20	—	—	80	4.0	—	—	—
C. Haggerty	—	5	—	—	39	7.8	—	—	—
W. Stephanz	—	3	—	—	26	8.7	—	—	—
Reynolds	—	2	—	—	26	13.0	—	—	—
C. Jones	—	4	—	—	6	1.5	—	—	—
Waterman	—	3	—	—	6	2.0	—	—	—
Ressler	—	1	—	—	1	1.0	—	—	—
McMillan	—	3	—	—	-1	-0.3	—	—	—
PASSING									
Player	G	Effic	C-A-I	Pct	Yds	TD	Lg	Avg/G	
T. Davis	—	—	11-22-3	.500	160	—	—	—	—
C. Lewis	—	—	9-22-3	.409	151	—	—	—	—
G. Clark	—	—	10-18-3	.556	137	—	—	—	—
J.C. Kennard	—	—	4-16-2	.250	37	—	—	—	—
G. Carver	—	—	0-1-1	.000	0	—	—	—	—
DIGiovanni	—	—	0-1-1	.000	0	—	—	—	—
J. LaRue	—	—	0-1-0	.000	0	—	—	—	—
RECEIVING									
Player	G	No.	Yds	Avg	TD	Lg	Avg/G		
G. Carver	—	17	287	16.9	—	—	—	—	—
H. Raether	—	6	111	18.5	—	—	—	—	—
J. LaRue	—	1	54	54.0	—	54	—	—	—
B. Smith	—	3	24	8.0	—	—	—	—	—
C. Jones	—	3	14	4.7	—	—	—	—	—
J. Krisza	—	1	13	13.0	—	13	—	—	—
T. Davis	—	4	5	1.3	—	—	—	—	—
McMillan	—	1	4	4.0	—	4	—	—	—
L. Spears	—	1	-3	-3.0	—	—	—	—	—
SCORING									
Player	TD	FG	Kick	Rush	Rcv	Pass	Dxp	Saf	Pts
T. Davis	10	—	—	—	—	—	—	—	60
G. Clark	8	—	—	—	—	—	—	—	48
H. Raether	2	—	21-31	—	—	—	—	—	33
G. Carver	4	—	—	—	—	—	—	—	24
G. Balitsaris	2	—	—	—	—	—	—	—	12
C. Lewis	2	—	—	—	—	—	—	—	12
C. Haggerty	1	—	—	—	—	—	—	—	6
C. Jones	1	—	—	—	—	—	—	—	6
J. LaRue	1	—	—	—	—	—	—	—	6
Reynolds	1	—	—	—	—	—	—	—	6
E. Sharkey	1	—	—	—	—	—	—	—	6
R. Smith	1	—	—	—	—	—	—	—	6
F. Hardison	—	—	—	—	—	—	—	1	2
L. Spears	—	—	1-1	—	—	—	—	—	1
TEAM	—	—	—	—	—	—	—	1	2
PUNTING									
Player	No.	Yds	Avg	Lg	TB	FC	i20	50+	Blk
T. Davis	36	1,350	39.0	—	—	—	—	—	—
G. Carver	25	647	26.0	—	—	—	—	—	—
J.C. Kennard	1	52	52.0	—	—	—	—	—	—
G. Clark	2	47	23.5	—	—	—	—	—	—
W. Stephanz	1	37	37.0	—	—	—	—	—	—

KICKOFF RETURNS						
Player	No.	Yds	Avg	TD	Lg	
—						
PUNT RETURNS						
Player	No.	Yds	Avg	TD	Lg	
—						
INTERCEPTIONS						
Player	No.	Yds	Avg	TD	Lg	
E. Sharkey	3	41	13.7	1	—	—
J. Crowder	3	21	7.0	0	—	—
G. Carver	3	20	6.7	0	—	—
T. Davis	2	3	1.5	0	—	—
G. Clark	1	30	30.0	0	30	—
J. LaRue	1	26	26.0	0	26	—
C. Lewis	1	13	13.0	0	13	—
L. Spears	1	0	0.0	0	—	—
P. Stephanz	1	0	0.0	0	—	—
FIELD GOALS						
Player	FGM-A	Pct	1-19	20-29	30-39	40-49 50+ Lg Blk
—						
TOTAL OFFENSE LEADERS						
Player	G	Plays	Rush	Pass	Total	Avg/G
—						
ALL PURPOSE YARDAGE LEADERS						
Player	G	Rush	Rec	PR	KOR	IR Total Avg/G
—						
TACKLE LEADERS						
Player	G	UA	A	Tot	TFL/Yds	Sacks/Yds PBU
—						
CAUSED FUMBLES						
—						
FUMBLE RECOVERIES						
—						

1945

Overall Record: 6-2 SC: 4-0 (1st) Final National Ranking: 13th (AP)

Southern Conference Champions

Head Coach: Eddie Cameron  
Assistant Coaches: Dumpy Hagler (Line), Bob Cox (Backfield), Dennis Stanley (End), Herschel Caldwell (JV), Harvey Potter (Asst. JV)  
Starting Lineup: LE Kelley Mote, LT Ed Sharkey, LG Ed Perini, C John Crowder, RG Ernie Knotts, RT Ted Marshall, RE Ed Austin, QB John Krisza, HB George Clark, HB Gordon Carver, FB Alvin McCully  
Captains: Ernie Knotts & Kelley Mote | Team MVP: Gordon Carver  
All-SC: Al DeRogatis, Bill Milner, Kelley Mote  
All-America: George Clark<sup>3</sup>, Ernie Knotts<sup>2</sup>, Kelley Mote<sup>1M</sup> | Academic All-America: —  
Miscellaneous Awards: —

S 22	South Carolina	H	W	60-0	12,000	Clark 9-166 rushing & 3 TDs + 1-1, 56 yards & 1 TD; McCully 9-89 rushing & 1 TD; Rushing yards: Duke 431, SCAR: -16; SCAR -6 total yards
S 29	Bogue Field	H	W	76-0	22,000	Christner 6-42 rushing & 2 TDs + 22-yard INT return for TD; Carver 88-yard INT return for TD; Rushing yards: Duke 479, BF 1
O 6	Navy	H	L	0-21	44,000	NAVY HB Scott 8-107 rushing & 1 TD; Carver 5-31 rushing, 1-1, 12 yards, 1-5 receiving + 12-420 punting; Total offense: Duke 84, NAVY 183
O 13	Wake Forest (13-)	A	W	26-19	18,000	Clark GW 58-yard TD rush (4th); Clark 17-214 rushing & 3 TDs; WF E Harris 4-80 receiving & 1 TD; Total offense: Duke 302, WF 306
O 27	Army (19/1)	N <sup>1</sup>	L	13-48	44,687	ARMY FB & eventual Heisman Trophy recipient Blanchard 6-64 rushing & 1 TD, 59-yard TD reception + 6-324 KOR; Clark 2 TD passes
N 3	Georgia Tech (18-)	A	W	14-6	30,000	Palladino 16-37 rushing & 2 TDs; Clark 19-68 rushing; Rushing yards: Duke 166, GT 210; 1st downs: Duke 8, GT 12
N 10	N.C. State (16-)	H	W	26-13	15,000	Hodges 8-71 rushing & 2 TDs; Carver 47-yard INT return for TD; NCS HB Turner 100-yard INT return for TD; Total offense: Duke 345, NCS 156
N 24	North Carolina (15-)	H	W	14-7	44,000	Hodges 23-76 rushing & 1 TD; Palladino 25-60 rushing & 1 TD; UNC HB Gorman 6-13, 105 yards & 1 TD; Total offense: Duke 209, UNC 141
N <sup>1</sup> New York, N.Y.						

	1st	2nd	3rd	4th	OT	Total
Duke	46	80	35	68	—	229
Opponents	—	—	—	—	—	114
TEAM STATISTICS				Duke	Opponents	
SCORING				229	114	
Points Per Game				28.6	14.3	
FIRST DOWNS				85	61	
Rushing				59	41	
Passing				21	17	
Penalty				5	3	
RUSHING YARDAGE				1,769	—	
Yards gained rushing				—	—	
Yards lost rushing				—	—	
Rushing Attempts				358	—	
Average Per Rush				4.9	—	
Average Per Game				221.1	—	
TDs Rushing				—	—	
PASSING YARDAGE				585	—	
Comp-Att-Int				33-70-8	—	
Average Per Pass				8.4	—	
Average Per Catch				17.7	—	
Average Per Game				73.1	—	
TDs Passing				—	—	
TOTAL OFFENSE				2,354	—	
Total Plays				428	—	
Average Per Play				5.5	—	
Average Per Game				294.3	—	
KICK RETURNS: #-Yards				—	—	
PUNT RETURNS: #-Yards				—	—	
INT RETURNS: #-Yards				11-283	—	
KICK RETURN AVERAGE				—	—	
PUNT RETURN AVERAGE				—	—	
INT RETURN AVERAGE				—	—	
FUMBLES-LOST				—	—	
PENALTIES-Yards				—	—	
Average Per Game				—	—	
PUNTS-Yards				—	—	
Average Per Punt				—	—	
Net punt average				—	—	
KICKOFFS-Yards				—	—	
Average Per Kick				—	—	
Net kick average				—	—	
TIME OF POSSESSION/Game				—	—	
3RD-DOWN Conversions				—	—	
3rd-Down Pct				—	—	
4TH-DOWN Conversions				—	—	
4th-Down Pct				—	—	
SACKS BY-Yards				—	—	
TOUCHDOWNS SCORED				34	—	
FIELD GOALS-ATTEMPTS				—	—	
ON-SIDE KICKS				—	—	
RED-ZONE SCORES				—	—	
RED-ZONE TOUCHDOWNS				—	—	
PAT-ATTEMPTS				(23-34) 68%	—	

RUSHING									
Player	G	Att	Gain	Loss	Net	Avg	TD	Lg	Avg/G
G. Clark*	—	64	—	—	530	8.3	—	69	—
A. McCully	—	39	—	—	185	4.7	—	—	—
F. Palladino	—	53	—	—	172	3.2	—	—	—
R. Hodges	—	32	—	—	150	4.6	—	45	—
G. Carver	—	38	—	—	144	3.8	—	—	—
C. Haggerty	—	22	—	—	101	4.6	—	—	—
J. LaRue*	—	14	—	—	94	6.7	—	—	—
B. Herlong	—	18	—	—	85	4.7	—	—	—
Aumen	—	22	—	—	71	3.2	—	—	—
Bryson	—	11	—	—	71	6.4	—	—	—
Christner	—	14	—	—	66	4.7	—	—	—
Hipps	—	3	—	—	21	7.0	—	—	—
Frye	—	9	—	—	17	1.9	—	—	—
K. Mote	—	4	—	—	14	3.5	—	—	—
Scupine	—	2	—	—	11	5.5	—	—	—
B. Sutton	—	3	—	—	11	3.6	—	—	—
Bortner*	—	3	—	—	10	3.3	—	—	—
Higginbothom*	—	4	—	—	10	2.5	—	—	—
Tilly*	—	3	—	—	6	2.0	—	—	—
PASSING									
Player	G	Effic	C-A-I	Pct	Yds	TD	Lg	Avg/G	
G. Clark*	—	—	15-20-2	.750	275	—	56	—	—
Frye	—	—	7-18-1	.389	153	—	58	—	—
R. Hodges	—	—	4-6-0	.667	62	—	37	—	—
B. Herlong	—	—	2-4-1	.500	47	—	—	—	—
Aumen	—	—	1-7-1	.143	13	—	—	—	—
Bryson	—	—	1-5-0	.200	12	—	—	—	—
G. Carver	—	—	1-2-1	.500	12	—	—	—	—
A. McCully	—	—	1-3-0	.333	7	—	—	—	—
F. Palladino	—	—	1-2-1	.500	4	—	—	—	—
Christner	—	—	0-1-0	.000	0	—	—	—	—
Hipps	—	—	0-1-1	.000	0	—	—	—	—
RECEIVING									
Player	G	No.	Yds	Avg	TD	Lg	Avg/G		
G. Carver	—	7	140	20.0	—	—	—	—	—
K. Mote	—	4	55	13.8	—	—	—	—	—
E. Austin	—	4	53	13.3	—	—	—	—	—
J. LaRue*	—	3	96	32.0	—	—	—	—	—
J. Krisza	—	3	43	14.3	—	—	—	—	—
B. Duncan	—	3	35	11.7	—	—	—	—	—
D. Hayden	—	2	50	25.0	—	—	—	—	—
Scupine	—	1	58	58.0	—	—	—	—	—
E. Koffenberger	—	1	17	17.0	—	17	—	—	—
Bozich	—	1	14	14.0	—	14	—	—	—
A. McCully	—	1	8	8.0	—	8	—	—	—
G. Clark*	—	1	7	7.0	—	7	—	—	—
F. Palladino	—	1	5	5.0	—	5	—	—	—

SCORING												
Player	TD	FG	Kick	Rush	Rcv	Pass	Dxp	Saf	Pts			
G. Clark*	7	0-0	0-0	0-0	0	0-0	0	0	42			
Christner	4	0-0	0-0	0-0	0	0-0	0	0	24			
R. Hodges	4	0-0	0-0	0-0	0	0-0	0	0	24			
F. Palladino	4	0-0	0-0	0-0	0	0-0	0	0	24			
B. Sutton	0	0-0	23-33	0-0	0	0-0	0	0	23			
G. Carver	3	0-0	0-0	0-0	0	0-0	0	0	18			
C. Haggerty	2	0-0	0-0	0-0	0	0-0	0	0	12			
A. McCully	2	0-0	0-0	0-0	0	0-0	0	0	12			
K. Mote	2	0-0	0-0	0-0	0	0-0	0	0	12			
Scupine	2	0-0	0-0	0-0	0	0-0	0	0	12			
Aumen	1	0-0	0-0	0-0	0	0-0	0	0	6			
Bryson	1	0-0	0-0	0-0	0	0-0	0	0	6			
B. Duncan	1	0-0	0-0	0-0	0	0-0	0	0	6			
J. LaRue*	1	0-0	0-0	0-0	0	0-0	0	0	6			
PUNTING												
Player	No.	Yds	Avg	Lg	TB	FC	i20	50+	Blk			
G. Carver	51	1,839	36.0	—	—	—	—	—	—			
G. Clark*	4	105	26.2	—	—	—	—	—	—			
Aumen	2	25	12.5	—	—	—	—	—	—			
B. Herlong	1	30	30.0	—	—	—	—	—	—			
KICKOFF RETURNS												
Player	No.	Yds		Avg		TD			Lg			
—												
PUNT RETURNS												
Player	No.	Yds		Avg		TD			Lg			
—												
INTERCEPTIONS												
Player	No.	Yds		Avg		TD			Lg			
G. Carver	3	135		45.0		2			88			
F. Palladino	3	25		8.3		0			—			
J. Krisza	1	62		62.0		0			62			
Christner	1	22		22.0		1			22			
J. LaRue*	1	21		21.0		0			21			
J. Crowder	1	10		10.0		0			10			
Harris	1	8		8.0		0			8			
FIELD GOALS												
Player	FGM-A	Pct	1-19	20-29	30-39	40-49	50+	Lg	Blk			
—												
TOTAL OFFENSE LEADERS												
Player	G	Plays		Rush		Pass		Total		Avg/G		
—												
ALL PURPOSE YARDAGE LEADERS												
Player	G	Rush	Rec	PR	KOR	IR	Total	Avg/G				
—												
TACKLE LEADERS												
Player	G	UA	A	Tot	TFL/Yds	Sacks/Yds	PBU					
—												
CAUSED FUMBLES												
—												
FUMBLE RECOVERIES												
—												
*Did not complete the year with Duke												



1946

Overall Record: 4-5 SC: 3-2 (5th)

Head Coach: Wallace Wade  
Assistant Coaches: Eddie Cameron (Backfield), Dumpy Hagler (Line), Herschel Caldwell (End), John Hennemier (Asst. Line), Bob Cox, Carmen Falcone (JV), John Nania (Asst. JV), Carl Deane (Asst. JV), Bob Barnett (Asst. JV)  
Starting Lineup: LE Kelley Mote, LT Louis Allen, LG Bill Milner, C Fletcher Wall, RG Ernie Knotts, RT Al DeRogatis, RE Nathan Smith, QB Bob Gantt (4) and John Montgomery (5), LH George Clark, RH Buddy Mulligan, FB Leo Long  
Captain: Bill Milner | Team MVP: George Clark  
All-SC: Al DeRogatis, Bill Milner, Kelley Mote  
All-America: Bill Milner<sup>1</sup> | Academic All-America: —  
Miscellaneous Awards: —

S 28	N.C. State	A	L	6-13	22,000	NCS HB Richkus GW 4-yard TD rush (0:10; 4th); Clark tackled at midfield on KOR (0:00; 4th); Rushing yards: Duke 9, NCS 40
O 5	Tennessee	H	L	7-12	42,000	TENN HB Slater 7-13, 61 yards & 2 TDs; Hartley 65-yard TD reception; Punting: Duke 15-456, TENN 11-416; Halftime: Duke, 7-6
O 12	Navy	N <sup>1</sup>	W	21-6	38,704	Long 2 TD rushes; Clark 55-yard PR for TD; Gantt 3 PATs; Rushing yards: Duke 128, NAVY 192; Halftime: Duke, 14-6
O 19	Richmond (12/-)	H	W	41-0	10,000	Mulligan 8-75 rushing & 1 TD + 1-55 receiving & 1 TD; Clark 2-2, 74 yards & 2 TDs + 4-58 PR; Total offense: Duke 309, RICH 95
O 26	Army (13/1)	N <sup>2</sup>	L	0-19	59,031	Army HB & eventual Heisman Trophy recipient Davis 15-76 rushing + 2-42 receiving & 2 TDs; Total offense: Duke 89, ARMY 373
N 2	Georgia Tech (19/16)	H	L	0-14	44,000	GT HB Bowen 10-48 rushing & 1 TD; GT HB Broyles 6-13, 72 yards; Long 12-55 rushing; Rushing yards: Duke 99, GT 87
N 9	Wake Forest (-/13)	H	W	13-0	25,000	Long 22-54 rushing & 1 TD; Passing yards: Duke 10, WF 81; Rushing yards: Duke 166, WF 75; Halftime: Duke, 6-0
N 16	South Carolina (20/-)	A	W	39-0	18,000	Long 24-49 rushing & 3 TDs; Hartley 4-7, 107 yards & 1 TD; Cittadino 15-yard INT return for TD; SCAR -41 rushing yards & -3 total yards
N 23	North Carolina (-/14)	A	L	7-22	43,385	UNC HB Fitch GW 2-yard TD rush (8:00; 4th); UNC HB Justice 20-99 rushing & 1 TD + 5-10, 122 yards & 1 TD; Long 9-9 rushing & 1 TD
N <sup>1</sup>	Baltimore, Md.					
N <sup>2</sup>	New York, N.Y.					

	1st	2nd	3rd	4th	OT	Total
Duke	—	—	—	—	—	134
Opponents	—	—	—	—	—	86
TEAM STATISTICS			Duke			Opponents
SCORING			134			86
Points Per Game			14.9			9.6
FIRST DOWNS			75			87
Rushing			59			57
Passing			13			26
Penalty			3			4
RUSHING YARDAGE			868			902
Yards gained rushing			—			—
Yards lost rushing			—			—
Rushing Attempts			418			—
Average Per Rush			2.1			—
Average Per Game			96.4			100.2
TDs Rushing			—			—
PASSING YARDAGE			497			896
Comp-Att-Int			35-104-8			62-168-16
Average Per Pass			4.8			5.3
Average Per Catch			14.2			14.5
Average Per Game			55.2			99.6
TDs Passing			—			—
TOTAL OFFENSE			1,365			1,798
Total Plays			522			—
Average Per Play			2.6			—
Average Per Game			151.7			199.8
KICK RETURNS			22			27
PUNT RETURNS			37			40
INT RETURNS: #-Yards			16-131			8-55
KICK RETURN AVERAGE			20.0			19.8
PUNT RETURN AVERAGE			15.0			8.7
INT RETURN AVERAGE			8.2			6.9
FUMBLES-LOST			28-10			37-22
PENALTIES-Yards			36-339			43-358
Average Per Game			37.7			39.8
PUNTS			81			75
Average Per Punt			36.7			33.9
Net punt average			—			—
KICKOFFS			29			22
Average Per Kick			50.3			49.0
Net kick average			—			—
TIME OF POSSESSION/Game			—			—
3RD-DOWN Conversions			—			—
3rd-Down Pct			—			—
4TH-DOWN Conversions			—			—
4th-Down Pct			—			—
SACKS BY-Yards			—			—
TOUCHDOWNS SCORED			20			13
FIELD GOALS MADE			0			0
ON-SIDE KICKS			—			—
RED-ZONE SCORES			—			—
RED-ZONE TOUCHDOWNS			—			—
PAT-ATTEMPTS			(14-20) 70%			(6-13) 46%

RUSHING									
Player	G	Att	Gain	Loss	Net	Avg	TD	Lg	Avg/G
L. Long	—	129	398	27	371	2.8	—	—	—
G. Clark	—	114	326	136	190	1.6	—	—	—
H. Hartley	—	58	202	43	159	2.7	—	—	—
B. Mulligan	—	42	198	79	119	2.8	—	—	—
B. Luper	—	38	94	64	30	0.8	—	—	—
R. Hodges	—	14	46	32	14	1.0	—	—	—
Imman	—	4	12	0	12	3.0	—	—	—
B. Williams	—	5	9	5	4	0.9	—	—	—
T. Strauss	—	5	4	2	2	0.4	—	—	—
G. Skipworth	—	4	7	11	-4	1.0	—	—	—
F. Folger	—	5	10	38	-28	-5.6	—	—	—

PASSING									
Player	G	Effic	C-A-I	Pct	Yds	TD	Lg	Avg/G	
G. Clark	—	—	13-38-6	.342	190	—	—	—	—
H. Hartley	—	—	14-34-1	.412	170	—	—	—	—
B. Luper	—	—	4-11-1	.364	102	—	—	—	—
G. Skipworth	—	—	3-6-0	.500	35	—	—	—	—
B. Mulligan	—	—	1-2-0	.500	5	—	—	—	—
R. Hodges	—	—	0-8-0	.000	0	—	—	—	—
Imman	—	—	0-2-0	.000	0	—	—	—	—
L. Long	—	—	0-2-0	.000	0	—	—	—	—
B. Williams	—	—	0-2-0	.000	0	—	—	—	—

RECEIVING									
Player	G	No.	Yds	Avg	TD	Lg	Avg/G		
B. Mulligan	—	8	156	19.5	—	—	—	—	—
H. Hartley	—	3	73	24.3	—	—	—	—	—
K. Mote	—	6	68	11.3	—	—	—	—	—
F. Folger	—	2	57	28.5	—	—	—	—	—
B. Gantt	—	5	37	7.4	—	—	—	—	—
N. Smith	—	3	37	12.3	—	—	—	—	—
B. Lyle	—	1	14	14.0	—	14	—	—	—
J. Karmazin	—	1	6	6.0	—	6	—	—	—
J. Montgomery	—	1	6	6.0	—	6	—	—	—
L. Long	—	1	2	2.0	—	2	—	—	—

SCORING									
Player	TD	FG	Kick	Rush	Rcv	Pass	Dxp	Saf	Pts
L. Long	7	—	—	—	—	—	—	—	42
B. Mulligan	4	—	—	—	—	—	—	—	24
G. Clark	3	—	—	—	—	—	—	—	18
H. Hartley	3	—	—	—	—	—	—	—	18
B. Gantt	—	—	13	—	—	—	—	—	13
B. Luper	1	—	—	—	—	—	—	—	6
B. Cittadino	1	—	—	—	—	—	—	—	6
N. Smith	1	—	—	—	—	—	—	—	6
B. Hartley	—	—	1	—	—	—	—	—	1

PUNTING									
Player	No.	Yds	Avg	Lg	TB	FC	i20	50+	Blk
B. Mulligan	49	1,694	34.5	—	—	—	—	—	—
F. Folger	18	762	42.3	—	—	—	—	—	—
B. Luper	9	346	38.4	—	—	—	—	—	—
G. Clark	5	208	41.6	—	—	—	—	—	—

KICKOFF RETURNS					
Player	No.	Yds	Avg	TD	Lg
G. Clark	6	164	27.3	—	—
B. Mulligan	3	52	17.3	—	—
L. Long	2	49	24.5	—	—
H. Hartley	2	38	19.0	—	—
K. Mote	2	21	10.5	—	—
B. Luper	1	20	20.0	—	20
J. Montgomery	1	18	18.0	—	18
N. Smith	1	16	16.0	—	16
A. DeRogatis	1	1	1.0	—	1

PUNT RETURNS					
Player	No.	Yds	Avg	TD	Lg
G. Clark	19	269	14.1	—	—
H. Hartley	7	153	21.8	—	—
B. Luper	2	17	8.5	—	—
R. Hodges	1	23	23.0	—	23
G. Skipworth	1	10	10.0	—	10

INTERCEPTIONS					
Player	No.	Yds	Avg	TD	Lg
—					

FIELD GOALS									
Player	FGM-A	Pct	1-19	20-29	30-39	40-49	50+	Lg	Blk
—									

TOTAL OFFENSE LEADERS							
Player	G	Plays	Rush	Pass	Total	Avg/G	
—							

ALL PURPOSE YARDAGE LEADERS									
Player	G	Rush	Rec	PR	KOR	IR	Total	Avg/G	
—									

TACKLE LEADERS									
Player	G	UA	A	Tot	TFL/Yds	Sacks/Yds	PBU		
—									

CAUSED FUMBLES	
—	

FUMBLE RECOVERIES	
—	

1947

Overall Record: 4-3-2 SC: 3-1-1 (4th) Final National Ranking: 19th (AP)

Head Coach: Wallace Wade  
Assistant Coaches: Eddie Cameron (Backfield), Dumpy Hagler (Line), Herschel Caldwell (End), Ace Parker, John Hennemier (Asst. Line), Bob Cox (JV), Carmen Falcone (JV), Francis Harrison (Asst. JV)  
Starting Lineup: LE Fred Hardison, LT Louis Allen, LG Ted Marshall, C James Copley, RG William Davis, RT Lloyd Eisenberg, RE Ed Austin, QB John Montgomery, LH Fred Folger, RH Buddy Mulligan, FB Paul Stephanz  
Captain: Benny Cittadino | Team MVP: Fred Folger  
All-SC: Louis Allen, Fred Folger  
All-America: Fred Folger<sup>SM</sup> | Academic All-America: —  
Miscellaneous Awards: —

S 27	N.C. State	H	W	7-0	38,000	Allen GW 40-yard INT return for TD (11:00; 4th); Folger 13-39 rushing, 6-95 PR + 9-329 punting; Total offense: Duke 68, NCS 112
O 4	Tennessee	A	W	19-7	41,000	Mulligan 4-53 & 1 TD (57); Karl FR in EZ for TD; Stephanz 17-20 rushing & 1 TD; Total offense: Duke 123, TENN 182; 1st downs: Duke 5, TENN 12
O 11	Navy (13/-)	N <sup>1</sup>	T	14-14	35,000	NAVY FB Hawkins 2-yard TD rush & Wills PAT to tie game (0:10; 4th); Folger 2 TD passes; Total offense: Duke 271, NAVY 245
O 18	Maryland (17/-)	H	W	19-7	20,000	Folger 8-105 rushing & 1 TD; Duke defense 6 INTs (Folger 3); Hughes 15-yard INT return for TD; Rushing yards: Duke 215, MD 231
O 25	Wake Forest (15/11)	A	W	13-6	25,000	Clark GW 4-yard TD rush (2:00; 4th); Folger 10-45 rushing, 6-14, 124 yards, 11-550 punting, 5-36 PR, 1-5 KOR + 1 INT; Mulligan 1 TD rush
N 1	Georgia Tech (9/6)	A	L	0-7	38,000	GT E Brodnax 17-yard TD reception; Folger 8-21 rushing, 6-229 punting + 5-47 PR; Rushing yards: Duke 41, GT 142
N 8	Missouri (13/-)	H	L	7-28	30,000	Clark 10-32 rushing & 1 TD; Folger 6-304 punting; MIZZ HB Braznell 10-88 rushing; Rushing yards: Duke 93, MIZZ 302
N 15	South Carolina	H	T	0-0	6,000	Folger 14-57 rushing, 7-268 punting, 3-37 PR, 1-25 KOR + 1 INT; Stephanz 13-44 rushing; Total offense: Duke 129, SCAR 126
N 22	North Carolina (13/-)	H	L	0-21	56,500	UNC HB Justice 13-34 rushing & 1 TD, 7-11, 47 yards & 1 TD + 3-31 receiving & 1 TD; Folger 12-520 punting; Total offense: Duke 63, UNC 317

N<sup>1</sup> Baltimore, Md.

	1st	2nd	3rd	4th	OT	Total
Duke	—	—	—	—	—	79
Opponents	—	—	—	—	—	90
TEAM STATISTICS				Duke		Opponents
SCORING				79		90
Points Per Game				8.8		10.0
FIRST DOWNS				77		115
Rushing				46		74
Passing				27		37
Penalty				4		4
RUSHING YARDAGE				740		1,341
Yards gained rushing				—		—
Yards lost rushing				—		—
Rushing Attempts				—		—
Average Per Rush				—		—
Average Per Game				82.2		149.0
TDs Rushing				—		—
PASSING YARDAGE				676		878
Comp-Att-Int				51-110-14		75-177-16
Average Per Pass				6.1		5.0
Average Per Catch				13.3		11.7
Average Per Game				75.1		97.6
TDs Passing				—		—
TOTAL OFFENSE				1,416		2,219
Total Plays				—		—
Average Per Play				—		—
Average Per Game				157.3		246.6
KICK RETURNS: #-Yards				—		—
PUNT RETURNS: #-Yards				—		—
INT RETURNS: #-Yards				—		—
KICK RETURN AVERAGE				—		—
PUNT RETURN AVERAGE				—		—
INT RETURN AVERAGE				—		—
FUMBLES-LOST				29-13		26-18
PENALTIES-Yards				—		—
Average Per Game				—		—
PUNTS-Yards				—		—
Average Per Punt				41.8		38.8
Net punt average				—		—
KICKOFFS-Yards				—		—
Average Per Kick				—		—
Net kick average				—		—
TIME OF POSSESSION/Game				—		—
3RD-DOWN Conversions				—		—
3rd-Down Pct				—		—
4TH-DOWN Conversions				—		—
4th-Down Pct				—		—
SACKS BY-Yards				—		—
TOUCHDOWNS SCORED				12		13
FIELD GOALS-ATTEMPTS				0-		1-
ON-SIDE KICKS				—		—
RED-ZONE SCORES				—		—
RED-ZONE TOUCHDOWNS				—		—
PAT-ATTEMPTS				(7-12) 58%		(9-13) 69%

RUSHING									
Player	G	Att	Gain	Loss	Net	Avg	TD	Lg	Avg/G
F. Folger	—	93	439	135	394	3.4	—	—	—
P. Stephanz	—	79	197	31	166	2.0	—	—	—
B. Mulligan	—	45	207	57	150	3.3	—	—	—
B. Williams	—	28	72	22	50	1.8	—	—	—
T. Hughes	—	5	40	1	39	7.8	—	—	—
G. Clark	—	38	121	90	31	0.8	—	—	—
B. Herlong	—	17	53	22	31	1.8	—	—	—
B. Cittadino	—	3	21	8	13	1.8	—	—	—
F. Hardison	—	2	3	1	2	1.0	—	—	—
Frye	—	2	1	0	1	0.5	—	—	—
L. Vlau	—	1	0	4	-4	-4.0	—	—	—
R. Hodges	—	5	12	22	-10	-2.0	—	—	—
Hoshall	—	9	5	19	-14	-1.5	—	—	—
H. Hartley	—	17	33	52	-19	-1.1	—	—	—
PASSING									
Player	G	Effic	C-A-I	Pct	Yds	TD	Lg	Avg/G	
F. Folger	—	—	28-65-9	.430	383	—	—	—	—
G. Clark	—	—	9-18-2	.500	151	—	—	—	—
R. Hodges	—	—	4-6-0	.667	54	—	—	—	—
H. Hartley	—	—	6-12-2	.500	48	—	—	—	—
Frye	—	—	3-8-1	.375	35	—	—	—	—
P. Stephanz	—	—	1-1-0	1.000	5	—	—	—	—
RECEIVING									
Player	G	No.	Yds	Avg	TD	Lg	Avg/G		
B. Mulligan	—	13	176	13.5	—	—	—	—	—
E. Austin	—	10	156	15.6	—	—	—	—	—
B. Duncan	—	6	88	14.7	—	—	—	—	—
T. Hughes	—	6	70	11.7	—	—	—	—	—
B. Cittadino	—	2	52	26.0	—	—	—	—	—
J. Montgomery	—	5	30	6.0	—	—	—	—	—
B. Lyle	—	1	30	30.0	—	30	—	—	—
B. Herlong	—	2	24	12.0	—	—	—	—	—
P. Stephanz	—	2	20	10.0	—	—	—	—	—
B. Williams	—	2	18	9.0	—	—	—	—	—
L. Eisenberg	—	1	7	7.0	—	—	—	—	—
H. Hartley	—	1	5	5.0	—	—	—	—	—
SCORING									
Player	TD	FG	Kick	Rush	Rcv	Pass	Dxp	Saf	Pts
G. Clark	3	—	—	—	—	—	—	—	18
B. Mulligan	3	—	—	—	—	—	—	—	18
L. Allen	1	—	—	—	—	—	—	—	6
E. Austin	1	—	—	—	—	—	—	—	6
F. Folger	1	—	—	—	—	—	—	—	6
T. Hughes	1	—	—	—	—	—	—	—	6
L. Karl	1	—	—	—	—	—	—	—	6
P. Stephanz	1	—	—	—	—	—	—	—	6
J. Copley	—	—	1-3	—	—	—	—	—	1
PUNTING									
Player	No.	Yds	Avg	Lg	TB	FC	i20	50+	Blk
—									
KICKOFF RETURNS									
Player	No.	Yds	Avg	TD	Lg				
F. Folger	7	105	15.0	—	—				—
G. Clark	5	95	19.0	—	—				—
B. Mulligan	5	95	19.0	—	—				—
Frye	1	20	20.0	—	20				—
J. Montgomery	1	18	18.0	—	18				—
P. Stephanz	1	14	14.0	—	14				—
E. Austin	1	0	0.0	—	—				—

PUNT RETURNS									
Player	No.	Yds	Avg	TD	Lg				
F. Folger	33	296	9.0	—	—				
H. Hartley	4	21	5.3	—	—				
G. Clark	3	26	8.7	—	—				
R. Hodges	1	10	10.0	—	10				
B. Herlong	1	2	2.0	—	2				
T. Hughes	1	1	1.0	—	1				
B. Mulligan	1	0	0.0	—	0				
INTERCEPTIONS									
Player	No.	Yds	Avg	TD	Lg				
F. Folger	5	165	33.0	0	—				
T. Hughes	5	56	11.2	1	—				
P. Stephanz	2	19	9.5	0	—				
J. Montgomery	2	3	1.5	0	—				
L. Allen	1	40	40.0	1	40				
B. Williams	1	15	15.0	0	15				
FIELD GOALS									
Player	FGM-A	Pct	1-19	20-29	30-39	40-49	50+	Lg	Blk
—									
TOTAL OFFENSE LEADERS									
Player	G	Plays	Rush	Pass	Total	Avg/G			
—									
ALL PURPOSE YARDAGE LEADERS									
Player	G	Rush	Rec	PR	KOR	IR	Total	Avg/G	
—									
TACKLE LEADERS									
Player	G	UA	A	Tot	TFL/Yds	Sacks/Yds	PBU		
—									
CAUSED FUMBLES									
—									
FUMBLE RECOVERIES									
—									



1949

Overall Record: 6-3 SC: 4-2 (4th)

Head Coach: Wallace Wade  
Assistant Coaches: Eddie Cameron (Backfield), Dumpy Hagler (Line), Herschel Caldwell (End), Ace Parker, Carmen Falcone, Mike Karmazin, Edward Austin, Horace Hendrickson (Freshman), Bob Cox (Asst. Freshman), Bill Davis (Asst. Freshman), Bill Duncan (Asst. Freshman)  
Starting Lineup: OFFENSE: LE Corren Youmans, LT Louis Allen, LG James Knotts, C J.E. Gibson, RG Carl James, RT John Reese, RE Tommy Hughes, QB John Montgomery, LH Billy Cox, RH Jack Friedlund, FB Jack Mounie DEFENSE: LE Blaine Earon, LT Jim Young, LG Ed Cavanaugh, C Louis Viau, RG Zander Sherrill, RT Bob Anderson, RE J.F. Gibson, QB George Skipworth, HB Tommy Harris, HB James Brown, FB Paul Stephanz  
Captain: Louis Allen | Team MVP: Louis Allen  
All-SC: Louis Allen, Billy Cox  
All-America: Louis Allen<sup>3</sup>, Billy Cox<sup>HM</sup> | Academic All-America: —  
Miscellaneous Awards: SC Coach of the Year (Wallace Wade)

S 24	Richmond	H	W	67-0	12,000	Cox 17-95 rushing & 3 TDs; Mounie 18-72 rushing & 2 TDs; Stephanz 5-34 rushing & 2 TDs; Rushing yards: Duke 383, RICH 0
O 1	Tennessee	A	W	21-7	40,000	Cox 11-18, 172 & 2 TDs + 10-331 punting; Stephanz 13-67 rushing; Duke defense 5 INTs (Skipworth 3); Total offense: Duke 240, TENN 76
O 8	Navy (14/-)	A	L	14-28	22,000	NAVY HB Powers GW 20-yard TD pass from QB Zastrow (6:40: 4th); Cox 19-25 rushing & 1 TD; Total offense: Duke 218, NAVY 505
O 15	N.C. State	H	W	14-13	20,000	NCS K Westbrook PATA wide right (0:07: 4th); Mounie 23-97 rushing & 1 TD; Cox 22-22 rushing & 1 TD + 9-18, 147 yards
O 22	Virginia Tech	H	W	55-7	10,000	Cox 13-106 rushing & 2 TDs; Friedlund 7-93 rushing & 2 TDs; Wild 6-8, 99 yards & 1 TD; Viau 30-yard INT return for TD
O 29	Georgia Tech	A	W	27-14	38,000	Earon 16 tackles, 9.0 TFL, 4.0 QB sacks & 2 CFs; Mounie 18-43 rushing & 3 TDs; Cox 11-17, 130 & 1 TD + 21-42 rushing; Duke defense 3 INTs
N 5	Wake Forest (16/-)	H	L	7-27	35,000	WF HB Gregus 26-95 rushing & 2 TDs; Wild 8-12, 147 yards & 1 TD; Rushing yards: Duke 17, WF 189; 1st downs: Duke 8, WF 17
N 12	George Washington	A	W	35-0	9,823	Cox 16-82 rushing & 1 TD, 9-16, 121 & 1 TD + 4-174 punting; Duke defense 6 INTs (Skipworth 3); Total offense: Duke 401, GW 195
N 19	North Carolina	H	L	20-21	57,500	UNC HB Justice 3 TDs (2 pass); UNC E Weiner 7-105 receiving & 2 TDs + block of Souchak 27-yard FGA (0:00: 4th); Cox 22-149 rushing & 2 TDs

	1st	2nd	3rd	4th	OT	Total
Duke	—	—	—	—	—	260
Opponents	—	—	—	—	—	117
TEAM STATISTICS						Duke Opponents
SCORING						260 117
Points Per Game						28.9 13.0
FIRST DOWNS						112 102
Rushing						68 67
Passing						41 33
Penalty						3 2
RUSHING YARDAGE						1,492 980
Yards gained rushing						1,870 560
Yards lost rushing						378 420
Rushing Attempts						409 355
Average Per Rush						3.6 2.7
Average Per Game						165.8 108.9
TDs Rushing						30 —
PASSING YARDAGE						1,185 1,153
Comp-Att-Int						86-166-9 82-189-26
Average Per Pass						7.1 6.1
Average Per Catch						13.8 14.1
Average Per Game						131.7 128.1
TDs Passing						8 8
TOTAL OFFENSE						2,677 2,133
Total Plays						575 544
Average Per Play						4.7 3.9
Average Per Game						297.4 237.0
KICK RETURNS: #-Yards						26-519 43-728
PUNT RETURNS: #-Yards						33-346 21-327
INT RETURNS: #-Yards						26-318 9-83
KICK RETURN AVERAGE						20.0 16.8
PUNT RETURN AVERAGE						10.5 10.8
INT RETURN AVERAGE						12.2 9.2
FUMBLES-LOST						13-9 26-11
PENALTIES-Yards						42-401 59-438
Average Per Game						44.6 48.7
PUNTS-Yards						58-2,136 57-2,202
Average Per Punt						36.8 38.6
Net punt average						— —
KICKOFFS-Yards						— —
Average Per Kick						— —
Net kick average						— —
TIME OF POSSESSION/Game						— —
3RD-DOWN Conversions						— —
3rd-Down Pct						— —
4TH-DOWN Conversions						— —
4th-Down Pct						— —
SACKS BY-Yards						— —
TOUCHDOWNS SCORED						38 17
FIELD GOALS-ATTEMPTS						— —
ON-SIDE KICKS						— —
RED-ZONE SCORES						— —
RED-ZONE TOUCHDOWNS						— —
PAT-ATTEMPTS						(32-38) 84% (13-17) 76%

RUSHING									
Player	G	Att	Gain	Loss	Net	Avg	TD	Lg	Avg/G
B. Cox	—	154	745	256	489	3.2	—	—	—
J. Mounie	—	103	312	16	296	2.8	—	—	—
J. Friedlund	—	28	209	29	180	6.4	—	—	—
P. Stephanz	—	40	179	3	176	4.4	—	—	—
T. Powers	—	27	157	6	151	5.3	—	—	—
G. Wild	—	26	159	10	149	5.7	—	—	—
J. Self	—	16	61	20	41	2.5	—	—	—
F. Schoonmaker	—	13	38	21	17	1.3	—	—	—
M. Souchak	—	1	0	3	-3	-3.0	—	—	—
C. Youmans	—	1	0	4	-4	-4.0	—	—	—
PASSING									
Player	G	Effic	C-A-I	Pct	Yds	TD	Lg	Avg/G	
B. Cox	—	—	59-118-7	.500	779	4	—	—	—
G. Wild	—	—	19-29-1	.655	288	2	—	—	—
J. Self	—	—	8-17-1	.471	118	2	—	—	—
P. Stephanz	—	—	0-2-0	.000	0	0	—	—	—
RECEIVING									
Player	G	No.	Yds	Avg	TD	Lg	Avg/G		
T. Hughes	—	25	329	13.2	0	—	—	—	—
M. Souchak	—	16	209	13.1	2	—	—	—	—
C. Youmans	—	7	171	24.4	2	—	—	—	—
J. Montgomery	—	11	138	12.5	0	—	—	—	—
P. Stephanz	—	10	101	10.1	0	—	—	—	—
T. Powers	—	7	90	12.9	2	—	—	—	—
J. Friedlund	—	7	76	10.9	1	—	—	—	—
F. Schoonmaker	—	1	45	45.0	1	45	—	—	—
Kirby	—	2	26	13.0	0	—	—	—	—
SCORING									
Player	TD	FG	Kick	Rush	Rcv	Pass	Dxp	Saf	Pts
B. Cox	10	—	—	—	—	—	—	—	60
J. Mounie	9	—	—	—	—	—	—	—	54
M. Souchak	2	—	32-38	—	—	—	—	—	44
J. Friedlund	3	—	—	—	—	—	—	—	18
T. Powers	3	—	—	—	—	—	—	—	18
P. Stephanz	3	—	—	—	—	—	—	—	18
C. Youmans	2	—	—	—	—	—	—	—	12
T. Harris	1	—	—	—	—	—	—	—	6
F. Schoonmaker	1	—	—	—	—	—	—	—	6
G. Skipworth	1	—	—	—	—	—	—	—	6
L. Viau	1	—	—	—	—	—	—	—	6
G. Wild	1	—	—	—	—	—	—	—	6
PUNTING									
Player	No.	Yds	Avg	Lg	TB	FC	i20	50+	Blk
B. Cox	51	1,865	36.6	—	—	—	—	—	2
R. Bickel	3	113	37.7	—	—	—	—	—	0
J. Self	2	82	41.0	—	—	—	—	—	0
G. Wild	2	76	38.0	—	—	—	—	—	0
KICKOFF RETURNS									
Player	No.	Yds	Avg	TD	Lg				
T. Powers	6	188	31.3	—	—				
J. Mounie	8	173	21.6	—	—				
B. Cox	7	114	16.3	—	—				
F. Schoonmaker	1	19	19.0	—	—				19
J. Friedlund	1	18	18.0	—	—				18
T. Hughes	1	6	6.0	—	—				6
G. Wild	1	1	1.0	—	—				1
T. Chambers	1	0	0.0	—	—				—

PUNT RETURNS									
Player	No.	Yds	Avg	TD	Lg				
T. Powers	16	205	12.8	—	—				
G. Skipworth	17	141	8.3	—	—				
INTERCEPTIONS									
Player	No.	Yds	Avg	TD	Lg				
G. Skipworth	9	88	9.8	—	—				
J. Brown	5	51	10.2	—	—				
L. Viau	3	36	12.0	—	—				
T. Harris	2	50	25.0	—	—				
T. Powers	2	30	15.0	—	—				
R. Bickel	1	29	29.0	—	29				
L. Higgins	1	24	24.0	—	24				
J. Young	1	5	5.0	—	5				
C. Perkinson	1	5	5.0	—	5				
L. Allen	1	0	0.0	—	—				
FIELD GOALS									
Player	FGM-A	Pct	1-19	20-29	30-39	40-49	50+	Lg	Blk
—									
TOTAL OFFENSE LEADERS									
Player	G	Plays	Rush	Pass	Total	Avg/G			
—									
ALL PURPOSE YARDAGE LEADERS									
Player	G	Rush	Rec	PR	KOR	IR	Total	Avg/G	
—									
TACKLE LEADERS									
Player	G	UA	A	Tot	TFL/Yds	Sacks/Yds	PBU		
—									
CAUSED FUMBLES									
—									
FUMBLE RECOVERIES									
—									



1950

Overall Record: 7-3 SC: 5-2 (6th)

Head Coach: Wallace Wade  
Assistant Coaches: Eddie Cameron (Backfield), Dumpy Hagler (Line), Herschel Caldwell (End), Ace Parker, Carmen Falcone, Mike Karmazin, William Hickman, Horace Hendrickson (Freshman), Bob Cox (Asst. Freshman), Bill Duncan (Asst. Freshman), Louis Viau (Asst. Freshman)  
Starting Lineup: OFFENSE: LE Mike Souchak, LT Dan Adams or James Young, LG Don Knotts or Bob Dayton, C Jim Ed Gibson, RG Carl James, RT Robert Anderson or Jim Logan, RE Corren Youmans, QB Carson Leach or Dudley Hager, LHB Billy Cox, RHB Tom Powers, FB Jack Mounie; DEFENSE: LE Blaine Earon, LT James Lawrence, LG Carson Leach, C Bill Keziah, RG Zander Sherrill, RT Ed Cavanaugh, RE J.F. Gibson, QB Gene Grune, LHB Bob Bickel, RHB Billy Lea, FB John Carey or Ray Green; SPECIAL TEAMS: K Mike Souchak, P Billy Cox, H Richard Sommers  
Captain: Billy Cox | Team MVP: Billy Cox  
All-SC: Billy Cox, Blaine Earon  
All-America: Billy Cox<sup>1</sup>, Blaine Earon<sup>1</sup> | Academic All-America: —  
Miscellaneous Awards: —

S 23	South Carolina (16/-)	A	W	14-0	28,000	Cox 13-30, 138 yards + 21-46 rushing; Mounie 20-54 rushing & 1 TD; Powers 9-61 rushing + 4-52 receiving; Total offense: Duke 320, SCAR 184
S 30	Pittsburgh (16/-)	H	W	28-14	25,000	Cox 9-16, 165 yards & 1 TD, 24-60 rushing + 5-174 punting; Powers 3-78 receiving & 2 TDs; PITT QB Bestwick 5-10, 46 yards & 4 INTs
O 7	Tennessee (14/-)	H	L	7-28	30,000	TENN HB Lauricella 10-62 rushing & 1 TD; Cox 12-20, 143 yards + 11-447 punting; Rushing yards: Duke 39; TENN 221; TENN defense 4 INTs
O 14	N.C. State	A	W	7-0	16,500	Mounie GW 5-yard TD rush (11:28: 4th); Cox 22-36, 191 yards; Youmans 12-99 receiving; Duke defense 5 INTs (Keziah 2) & 2 FRs
O 21	Richmond	A	W	41-0	4,000	Powers 9-96 rushing & 3 TDs (5, 35 & 5) + 4-180 receiving & 3 TDs (66, 48 & 46) [6 TDs ties NCAA game record]; Cox 6-12, 213 yards & 3 TDs
O 28	Maryland	H	L	14-26	20,000	MD HB Modzelewski 18-124 rushing; MD HB Shemonski 12-97 rushing & 2 TDs; Cox 17-26, 175 yards; Total offense: Duke 327, MD 321
N 4	Georgia Tech	H	W	30-21	30,000	Mounie GW 2-yard TD rush (4th); Cox 12-32, 133 yards + 27-144 rushing & 1 TD; GT led 21-0 after 1st quarter; Wade's 200th career victory
N 11	Wake Forest	H	L	7-13	25,000	WF FB Miller 27-90 rushing; WF HB Scarton 17-85 rushing & 1 TD; Cox 6-17, 109 yards + 21-29 rushing; Rushing yards: Duke 55, WF 177
N 18	Virginia Tech	N <sup>1</sup>	W	47-6	5,000	Cox 7-15, 77 yards & 2 TDs + 14-73 rushing & 1 TD; Duke defense 1 INT & 3 FRs; Total offense: Duke 369, VT 133; Halftime: Duke, 27-6
N 25	North Carolina	A	W	7-0	40,000	Cox 4-12, 62 yards & 1 TD, 23-81 rushing + 7-236 punting; Six UNC drives end inside Duke 25; Total offense: Duke 190, UNC 235
N <sup>1</sup> Winston-Salem, N.C.						

	1st	2nd	3rd	4th	OT	Total
Duke	—	—	—	—	—	202
Opponents	—	—	—	—	—	108
TEAM STATISTICS	Duke			Opponents		
SCORING	202			108		
Points Per Game	20.2			10.8		
FIRST DOWNS	147			126		
Rushing	71			89		
Passing	69			29		
Penalty	5			8		
RUSHING YARDAGE	1,357			1,411		
Yards gained rushing	1,704			1,892		
Yards lost rushing	347			481		
Rushing Attempts	423			447		
Average Per Rush	3.2			3.1		
Average Per Game	135.7			141.1		
TDs Rushing	19			—		
PASSING YARDAGE	1,639			664		
Comp-Att-Int	121-235-17			66-144-20		
Average Per Pass	7.0			4.6		
Average Per Catch	13.5			10.1		
Average Per Game	163.9			66.4		
TDs Passing	10			3		
TOTAL OFFENSE	2,996			2,075		
Total Plays	658			591		
Average Per Play	4.6			3.5		
Average Per Game	299.6			207.5		
KICK RETURNS: #-Yards	27-507			38-568		
PUNT RETURNS: #-Yards	35-281			24-363		
INT RETURNS: #-Yards	17-282			20-338		
KICK RETURN AVERAGE	18.8			14.9		
PUNT RETURN AVERAGE	8.0			15.1		
INT RETURN AVERAGE	16.6			16.9		
FUMBLES-LOST	18-9			27-18		
PENALTIES-Yards	40-367			58-509		
Average Per Game	36.7			50.9		
PUNTS-Yards	50-1,802			58-2,096		
Average Per Punt	36.0			36.1		
Net punt average	—			—		
KICKOFFS-Yards	27-507			38-568		
Average Per Kick	18.8			14.9		
Net kick average	—			—		
TIME OF POSSESSION/Game	—			—		
3RD-DOWN Conversions	—			—		
3rd-Down Pct	—			—		
4TH-DOWN Conversions	—			—		
4th-Down Pct	—			—		
SACKS BY-Yards	—			—		
TOUCHDOWNS SCORED	29			16		
FIELD GOALS-ATTEMPTS	—			—		
ON-SIDE KICKS	—			—		
RED-ZONE SCORES	—			—		
RED-ZONE TOUCHDOWNS	—			—		
PAT-ATTEMPTS	(26-29) 90%			(12-16) 75%		

RUSHING									
Player	G	Att	Gain	Loss	Net	Avg	TD	Lg	Avg/G
B. Cox	—	191	765	198	567	2.9	—	—	—
J. Mounie	—	111	335	5	330	2.9	—	—	—
T. Powers	—	53	253	61	192	3.6	—	—	—
C. Smith	—	19	130	25	105	5.5	—	—	—
G. Wild	—	22	95	43	52	2.4	—	—	—
J. Self	—	9	43	0	43	4.8	—	—	—
H. Field	—	7	43	12	31	4.5	—	—	—
W. Eanes	—	8	22	3	19	2.4	—	—	—
M. Souchak	—	3	8	0	8	2.7	—	—	—
PASSING									
Player	G	Effic	C-A-I	Pct	Yds	TD	Lg	Avg/G	
B. Cox	—	—	108-206-15	.524	1,428	8	—	—	—
J. Mounie	—	—	0-2-0	.000	0	0	—	—	—
G. Wild	—	—	7-17-4	.412	65	2	—	—	—
J. Self	—	—	0-1-0	.000	0	0	—	—	—
T. Powers	—	—	2-4-1	.500	74	0	—	—	—
W. Eanes	—	—	4-5-0	.800	72	0	—	—	—
RECEIVING									
Player	G	No.	Yds	Avg	TD	Lg	Avg/G		
C. Youmans	—	40	446	11.2	1	—	—	—	—
T. Powers	—	26	443	17.0	6	—	—	—	—
M. Souchak	—	27	426	15.8	2	—	—	—	—
J. Mounie	—	10	126	12.6	0	—	—	—	—
E. Brooks	—	7	86	12.3	0	—	—	—	—
C. Smith	—	5	34	6.8	0	—	—	—	—
J. Self	—	4	34	8.5	1	—	—	—	—
B. Cox	—	1	26	26.0	0	26	—	—	—
D. Hager	—	1	18	18.0	0	18	—	—	—
SCORING									
Player	TD	FG	Kick	Rush	Rcv	Pass	Dxp	Saf	Pts
T. Powers	9	—	0-0	—	—	—	—	—	54
M. Souchak	3	—	26-29	—	—	—	—	—	44
J. Mounie	7	—	0-0	—	—	—	—	—	42
B. Cox	3	—	0-0	—	—	—	—	—	18
H. Field	2	—	0-0	—	—	—	—	—	12
J. Self	2	—	0-0	—	—	—	—	—	12
R. Bickel	1	—	0-0	—	—	—	—	—	6
C. Smith	1	—	0-0	—	—	—	—	—	6
C. Youmans	1	—	0-0	—	—	—	—	—	6
TEAM	—	—	—	—	—	—	—	—	2
PUNTING									
Player	No.	Yds	Avg	Lg	TB	FC	i20	50+	Blk
B. Cox	50	1,802	36.0	—	—	—	—	—	2
KICKOFF RETURNS									
Player	No.	Yds	Avg	TD	Lg				
M. Souchak	6	95	15.8	—	—				
T. Powers	5	100	20.0	—	—				
H. Field	4	158	39.5	—	—				
B. Cox	3	60	20.0	—	—				
J. Mounie	3	31	10.3	—	—				
J. Self	3	31	10.3	—	—				
C. Smith	2	18	9.0	—	—				
J. Carey	1	14	14.0	—	14				

PUNT RETURNS									
Player	No.	Yds	Avg	TD	Lg				
G. Grune	21	136	6.5	—	—				
H. Field	6	55	9.2	—	—				
T. Powers	3	41	13.7	—	—				
R. Sommers	3	38	12.7	—	—				
C. Smith	1	10	10.0	—	10				
B. Earon	1	1	1.0	—	1				
INTERCEPTIONS									
Player	No.	Yds	Avg	TD	Lg				
R. Bickel	4	118	29.5	—	—				
B. Keziah	4	60	15.0	—	—				
G. Grune	3	61	20.3	—	—				
T. Powers	3	14	4.7	—	—				
R. Berger	1	11	11.0	—	11				
C. Leach	1	18	18.0	—	18				
R. Sommers	1	0	0.0	—	—				
FIELD GOALS									
Player	FGM-A	Pct	1-19	20-29	30-39	40-49	50+	Lg	Blk
—									
TOTAL OFFENSE LEADERS									
Player	G	Plays	Rush	Pass	Total	Avg/G			
—									
ALL PURPOSE YARDAGE LEADERS									
Player	G	Rush	Rec	PR	KOR	IR	Total	Avg/G	
—									
TACKLE LEADERS									
Player	G	UA	A	Tot	TFL/Yds	Sacks/Yds	PBU		
—									

1951

Overall Record: 5-4-1 SC: 4-2 (6th)

Head Coach: Bill Murray  
Assistant Coaches: Ace Parker (OB), Herschel Caldwell (DE), Carmen Falcone (DB), Marty Pierson (OE), Dumpy Hagler (DL), Thomas O'Boyle (OL), Bob Cox (JV)  
Starting Lineup: OFFENSE: LE Blaine Earon, LT Ray Green, LG Truett Grant, C Louis Tepe, RG James Logan, RT Tank Lawrence, RE Eugene Brooks, QB Jerry Barger, LHB Charlie Smith, RHB Herbert Field, FB Jack Kistler; DEFENSE: LE A.B. Pearson, LT Carl Holben, LG Bob Burrows, C Bill Keziah, RG Carson Leach, RT Ed Meadows, RE James Gibson, RHB Richard Sommers, LH Bob Bickel, FB Gene Grune, FB John Carey; SPECIAL TEAMS: K Ray Green, P Red Smith  
Captain: James Gibson | Team MVP: Bob Bickel  
All-SC: Bob Bickel, James Gibson, Tank Lawrence  
All-America: Red Smith<sup>1</sup> | Academic All-America: —  
Miscellaneous Awards: SC Jacobs Blocking Trophy (Jack Kistler)

S 22	South Carolina	A	W	34-6	28,000	1st game for HC Bill Murray; C. Smith 14-104 rushing & 2 TDs; Barger 9-12, 146 yards & 1 TD; Total offense: Duke 454, SCAR 212
S 29	Pittsburgh	A	W	19-14	20,000	C. Smith GW 1-yard TD rush (13:40; 4th); C. Smith 24-109 rushing & 1 TD; Duke defense 3 INTs & 1 FR; Rushing yards: Duke 237, PITT 253
O 6	Tennessee (-/3)	A	L	0-26	45,000	TENN HB Lauricella 13-90 rushing & 1 TD; Kistler 17-48 rushing; Total offense: Duke 141, TENN 267; Duke 7 TOs (2 INTs & 5 lost fumbles)
O 13	N.C. State	H	W	27-21	23,000	C. Smith GW 2-yard TD rush (3:25; 4th); NCS HB Swanger tackled at Duke 29 after 52-yard gain (0:00; 4th); Duke 331 rushing yards & 6 TOs
O 20	Virginia Tech	N <sup>1</sup>	W	55-6	20,000	C. Smith 10-124 rushing & 2 TDs (1 & 85); Field 11-121 rushing & 3 TDs (1, 7 & 75); Duke 417 rushing yards; Duke defense 6 INTs
O 27	Virginia	H	L	7-30	25,000	UVA HB Ashwell GW 2-yard TD rush (12:05; 4th); UVA 28 straight points in 4th quarter to erase 7-2 deficit; Barger 3-8, 44 yards + 19-60 rushing
N 3	Georgia Tech (-/5)	A	T	14-14	36,000	Lutz 1-yard TD rush & Keziah PAT to tie game, 14-14 (4th); Lutz 3-5, 38 yards & 1 TD + 7-22 rushing & 1 TD; Rushing yards: Duke 117, GT 186
N 10	Wake Forest	H	L	13-19	30,000	WF HB Miller 21-75 rushing & 2 TDs; Kistler 17-111 rushing; R. Smith 15-78 rushing & 1 TD; Duke 3 lost fumbles; Halftime: WF, 19-0
N 17	William & Mary	A	L	13-14	14,000	Duke INT ends final drive at W&M 5 (4th); Duke failed PATA (4th); Duke 6 TOs (3 INTs & 3 lost fumbles); Halftime: W&M, 14-0
N 24	North Carolina	H	W	19-7	50,000	Barger 13-46 rushing & 1 TD; R. Smith 6-50 rushing & 1 TD + 4-203 punting; Total offense: Duke 218, UNC 160; Halftime: Duke, 6-0
N <sup>1</sup> Norfolk, Va.						

	1st	2nd	3rd	4th	OT	Total
Duke	—	—	—	—	—	201
Opponents	—	—	—	—	—	157
TEAM STATISTICS	Duke			Opponents		
SCORING	201			157		
Points Per Game	20.1			15.7		
FIRST DOWNS	138			126		
Rushing	109			83		
Passing	26			35		
Penalty	3			8		
RUSHING YARDAGE	2,272			1,523		
Yards gained rushing	2,566			1,936		
Yards lost rushing	294			413		
Rushing Attempts	591			461		
Average Per Rush	4.0			3.3		
Average Per Game	227.2			152.3		
TDs Rushing	27			—		
PASSING YARDAGE	640			903		
Comp-Att-Int	50-119-18			63-158-24		
Average Per Pass	5.4			5.7		
Average Per Catch	12.8			14.3		
Average Per Game	64.0			90.3		
TDs Passing	3			8		
TOTAL OFFENSE	2,912			2,426		
Total Plays	—			—		
Average Per Play	—			—		
Average Per Game	291.2			242.6		
KICK RETURNS: #-Yards	29-545			44-750		
PUNT RETURNS: #-Yards	33-332			32-473		
INT RETURNS: #-Yards	24-245			18-195		
KICK RETURN AVERAGE	18.8			17.0		
PUNT RETURN AVERAGE	10.1			14.8		
INT RETURN AVERAGE	10.2			10.8		
FUMBLES-LOST	40-25			39-18		
PENALTIES-Yards	64-597			57-475		
Average Per Game	59.7			47.5		
PUNTS-Yards	63-2,212			66-2,397		
Average Per Punt	35.1			36.0		
Net punt average	—			—		
KICKOFFS-Yards	—			—		
Average Per Kick	—			—		
Net kick average	—			—		
TIME OF POSSESSION/Game	—			—		
3RD-DOWN Conversions	—			—		
3rd-Down Pct	—			—		
4TH-DOWN Conversions	—			—		
4th-Down Pct	—			—		
SACKS BY-Yards	—			—		
TOUCHDOWNS SCORED	30			23		
FIELD GOALS-ATTEMPTS	—			—		
ON-SIDE KICKS	—			—		
RED-ZONE SCORES	—			—		
RED-ZONE TOUCHDOWNS	—			—		
PAT-ATTEMPTS	(21-30) 70%			(17-23) 74%		

RUSHING									
Player	G	Att	Gain	Loss	Net	Avg	TD	Lg	Avg/G
C. Smith	—	95	519	26	493	5.2	—	—	—
J. Kistler	—	119	500	15	485	4.1	—	—	—
R. Smith	—	99	449	7	442	4.5	—	—	—
H. Field	—	45	351	5	346	7.7	—	—	—
J. Barger	—	131	422	175	247	1.9	—	—	—
L. Caudle	—	38	135	10	125	3.3	—	—	—
W. Lutz	—	21	83	9	74	3.5	—	—	—
C. Niven	—	12	67	5	62	5.2	—	—	—
B. Looper	—	9	55	0	55	6.1	—	—	—
G. Mozingo	—	6	21	0	21	3.5	—	—	—
T. Moon	—	3	9	2	7	2.3	—	—	—
W.D. McRoy	—	1	2	0	2	2.3	—	—	—
S. Eberdt	—	1	0	1	-1	-1.0	—	—	—
G. Wild	—	11	15	39	-24	-2.2	—	—	—
PASSING									
Player	G	Effic	C-A-I	Pct	Yds	TD	Lg	Avg/G	
J. Barger	—	—	31-64-10	484	366	1	—	—	—
W. Lutz	—	—	11-21-4	523	130	2	—	—	—
G. Wild	—	—	4-12-0	250	59	0	—	—	—
R. Smith	—	—	3-6-0	500	58	0	—	—	—
H. Field	—	—	1-4-1	250	27	0	—	—	—
C. Smith	—	—	0-5-1	.000	0	0	—	—	—
S. Eberdt	—	—	0-6-1	.000	0	0	—	—	—
R. Sommers	—	—	0-1-0	.000	0	0	—	—	—
RECEIVING									
Player	G	No.	Yds	Avg	TD	Lg	Avg/G		
B. Earon	—	11	193	17.5	2	—	—	—	—
H. Pitt	—	17	187	11.0	0	—	—	—	—
H. Field	—	7	89	12.7	0	—	—	—	—
E. Brooks	—	5	63	12.6	0	—	—	—	—
R. Smith	—	3	27	9.0	1	—	—	—	—
C. Niven	—	2	25	12.5	0	—	—	—	—
L. Caudle	—	1	18	18.0	0	18	—	—	—
W.D. McRoy	—	1	18	18.0	0	18	—	—	—
J. York	—	1	12	12.0	0	12	—	—	—
C. Smith	—	1	12	12.0	0	12	—	—	—
J. Kistler	—	1	6	6.0	0	6	—	—	—
SCORING									
Player	TD	FG	Kick	Rush	Rcv	Pass	Dxp	Saf	Pts
C. Smith	7	—	0-0	—	—	—	—	—	42
H. Field	6	—	0-0	—	—	—	—	—	36
R. Smith	5	—	0-0	—	—	—	—	—	30
R. Green	0	—	21-30	—	—	—	—	—	21
J. Barger	3	—	0-0	—	—	—	—	—	18
L. Caudle	3	—	0-0	—	—	—	—	—	18
B. Earon	2	—	0-0	—	—	—	—	—	12
J. Kistler	2	—	0-0	—	—	—	—	—	12
W. Lutz	1	—	0-0	—	—	—	—	—	6
C. Niven	1	—	0-0	—	—	—	—	—	6
PUNTING									
Player	No.	Yds	Avg	Lg	TB	FC	i20	50+	Blk
R. Smith	47	1,911	40.7	—	—	—	—	—	1
J. Barger	6	98	16.3	—	—	—	—	—	0
G. Wild	5	196	39.2	—	—	—	—	—	0
W. Lea	3	119	39.7	—	—	—	—	—	0

KICKOFF RETURNS					
Player	No.	Yds	Avg	TD	Lg
J. Kistler	8	176	22.0	0	—
H. Field	6	136	22.7	0	—
R. Smith	3	63	21.0	0	—
B. Looper	3	42	14.0	0	—
W. Lutz	2	37	18.5	0	—
C. Smith	2	36	18.0	0	—
B. Keziah	2	24	12.0	0	—
B. Earon	1	14	14.0	0	14
C. Niven	1	14	14.0	0	14
PUNT RETURNS					
Player	No.	Yds	Avg	TD	Lg
G. Grune	22	158	7.2	0	—
H. Field	6	117	19.5	0	—
C. Niven	1	22	22.0	0	22
W. Lea	1	15	15.0	0	15
B. Earon	1	11	11.0	0	11
B. Bickel	1	6	6.0	0	6
W. Lutz	1	3	3.0	0	3
INTERCEPTIONS					
Player	No.	Yds	Avg	TD	Lg
W. Lutz	5	31	6.2	0	—
B. Bickel	4	30	7.8	0	—
D. Hager	3	62	31.0	0	—
W. Lea	3	35	11.7	0	—
G. Grune	2	30	15.0	0	—
J. Carey	2	0	0.0	0	—
E. Whitley	1	18	18.0	0	18
R. Sommers	1	17	17.0	0	17
B. Earon	1	10	10.0	0	10
J. Hands	1	10	10.0	0	10
A.B. Pearson	1	2	2.0	0	2

FIELD GOALS											
Player	FGM-A	Pct	1-19	20-29	30-39	40-49	50+	Lg	Blk		
—											

TOTAL OFFENSE LEADERS						
Player	G	Plays	Rush	Pass	Total	Avg/G
—						

ALL PURPOSE YARDAGE LEADERS			
-----------------------------	--	--	--

1952

Overall Record: 8-2 SC: 5-0 (1st) Final National Ranking: 16th (AP); 18th (UPI)

Southern Conference Champions

Head Coach: Bill Murray  
Assistant Coaches: Ace Parker (OB), Herschel Caldwell (DE), Carmen Falcone (DB), Marty Pierson (OE), Dumpy Hagler (DL), Thomas O'Boyle (OL), Bob Cox (JV), Ted Youngling (Asst. JV)  
Starting Lineup: OFFENSE: LE Bill Keziah, LT Ray Green, LG Truett Grant, C Louis Tepe, RG Carl Bonin, RT Carl Holben, RE Howard Pitt, QB Worth Lutz, LHB Charlie Smith, RHB Red Smith, FB Jack Kistler or Byrd Looper; DEFENSE: LE Elbert Whitley, LT Ed Meadows, LG Bob Burrows; RG Carson Leach, RT James Lawrence, RE Joe Hands, LB John Carey, LB Johnny Palmer or Ronnie Falls, LHB Lloyd Caudle, RHB Nick McKeithan or William Lea, S Richard Sommers; SPECIAL TEAMS: K Red Smith, P Worth Lutz  
Captain: Louis Tepe | Team MVP: Louis Tepe  
All-ACC: Carl Bonin, Bob Burrows, John Carey, Truett Grant, Worth Lutz, Ed Meadows, Howard Pitt, Richard Sommers, Louis Tepe  
All-America: Ed Meadows<sup>1</sup> | Academic All-America: —  
Miscellaneous Awards: SC Coach of the Year (Bill Murray), SC Jacobs Blocking Trophy (Louis Tepe)

S 20	Washington & Lee (19-)	H	W	34-0	16,000	Kistler 9-102 rushing & 1 TD; Lutz 4-4, 56 yards & 1 TD + 19-85 rushing & 1 TD; Sommers 52-yard PR for TD; Total offense: Duke 366, W&L 114
S 26	SMU (19-)	A	W	14-7	28,000	Pitt 5-yard GW TD pass from Lutz (0:05: 4th); Kistler 18-123 rushing; Lutz 4-6, 34 yards & 2 TDs; Total offense: Duke 265, SMU 369
O 4	Tennessee (10/11)	H	W	7-0	35,000	Kistler 18-56 rushing & 1 TD; R. Smith 18-80 rushing; Total offense: Duke 275, TENN 34; Duke defense 1 INT & 3 FRs
O 11	South Carolina (6-)	A	W	33-7	22,000	Pitt 4-71 receiving & 2 TDs; R. Smith 11-77 rushing & 1 TD; Total offense: Duke 380, SCAR 186; Duke defense 1 INT & 4 FRs
O 18	N.C. State (5-)	A	W	57-0	11,500	Lutz 3-6, 110 yards & 2 TDs, 9-29 rushing, 5-160 punting + 1-23 PR; Field 3 TDs (2 rush & 1 receiving); Duke defense 3 INTs & 3 FRs
O 25	Virginia (6/9)	A	W	21-7	35,000	C. Smith 8-77 rushing & 1 TD; Lutz 4-11, 31 yards & 1 TD, 13-67 rushing & 1 TD + 8-341 punting; Total offense: Duke 328, UVA 176
N 1	Georgia Tech (6/4)	H	L	7-28	45,000	GT HB Hardeman 21-108 rushing & 1 TD; Barger 15-78 rushing; C. Smith 14-57 rushing & 1 TD; Total offense: Duke 246, GT 350; Halftime: GT, 21-0
N 8	Navy (12-)	H	L	6-16	25,000	NAVY FB Franco 25-115 rushing & 2 TDs; Lutz 6-7, 88 yards, 15-11 rushing + 8-335 punting; C. Smith 9-54 rushing & 1 TD; Halftime: Duke, 6-0
N 15	Wake Forest	A	W	14-7	10,000	Lutz 6-8, 105 yards + 8-292 punting; C. Smith 5-8 rushing & 1 TD; Total offense: Duke 162, WF 245; Halftime: Duke, 14-0
N 22	North Carolina (20-)	A	W	34-0	42,000	R. Smith 12-125 rushing & 3 TDs (1, 66 & 3) + 4 PATs; Lutz 4-10, 52 yards & 1 TD + 11-59 rushing; Total offense: Duke 401, UNC 167

	1st	2nd	3rd	4th	OT	Total
Duke	—	—	—	—	—	222
Opponents	—	—	—	—	—	72
TEAM STATISTICS						
SCORING						
Points Per Game						
FIRST DOWNS						
Rushing						
Passing						
Penalty						
RUSHING YARDAGE						
Yards gained rushing						
Yards lost rushing						
Rushing Attempts						
Average Per Rush						
Average Per Game						
TDs Rushing						
PASSING YARDAGE						
Comp-Att-Int						
Average Per Pass						
Average Per Catch						
Average Per Game						
TDs Passing						
TOTAL OFFENSE						
Total Plays						
Average Per Play						
Average Per Game						
KICK RETURNS: #-Yards						
PUNT RETURNS: #-Yards						
INT RETURNS: #-Yards						
KICK RETURN AVERAGE						
PUNT RETURN AVERAGE						
INT RETURN AVERAGE						
FUMBLES-LOST						
PENALTIES-Yards						
Average Per Game						
PUNTS-Yards						
Average Per Punt						
Net punt average						
KICKOFFS-Yards						
Average Per Kick						
Net kick average						
TIME OF POSSESSION/Game						
3RD-DOWN Conversions						
3rd-Down Pct						
4TH-DOWN Conversions						
4th-Down Pct						
SACKS BY-Yards						
TOUCHDOWNS SCORED						
FIELD GOALS-ATTEMPTS						
ON-SIDE KICKS						
RED-ZONE SCORES						
RED-ZONE TOUCHDOWNS						
PAT-ATTEMPTS						

RUSHING									
Player	G	Att	Gain	Loss	Net	Avg	TD	Lg	Avg/G
R. Smith	—	79	433	19	414	5.2	—	—	—
J. Kistler	—	72	390	0	390	5.4	—	—	—
C. Smith	—	82	403	23	380	4.6	—	—	—
B. Looper	—	72	331	5	326	4.5	—	—	—
W. Lutz	—	111	409	140	269	2.4	—	—	—
H. Field	—	23	161	8	153	6.7	—	—	—
J. Barger	—	38	178	38	140	3.7	—	—	—
L. Caudle	—	36	150	24	126	3.5	—	—	—
G. Mozingo	—	6	28	0	28	4.7	—	—	—
W.D. McRoy	—	4	18	0	18	4.5	—	—	—
C. Midkiff	—	4	18	1	17	4.3	—	—	—
M. Riggs	—	4	14	1	13	3.3	—	—	—
B. Blaney	—	1	0	4	-4	-4.0	—	—	—
D. Lerps	—	1	0	5	-5	-5.0	—	—	—
PASSING									
Player	G	Effic	C-A-I	Pct	Yds	TD	Lg	Avg/G	
W. Lutz	—	—	42-79-2	.532	533	9	—	—	—
J. Barger	—	—	5-12-1	.417	54	1	—	—	—
D. Lerps	—	—	1-1-0	1.000	7	0	7	—	—
B. Pascal	—	—	0-1-1	.000	0	0	—	—	—
L. Caudle	—	—	0-1-0	.000	0	0	—	—	—
R. Sommers	—	—	0-1-0	.000	0	0	—	—	—
R. Smith	—	—	0-1-0	.000	0	0	—	—	—
RECEIVING									
Player	G	No.	Yds	Avg	TD	Lg	Avg/G		
H. Pitt	—	20	277	13.9	6	—	—	—	—
B. Keziah	—	7	91	13.0	1	—	—	—	—
F. Gleason	—	6	43	7.2	0	—	—	—	—
C. Smith	—	5	139	27.8	2	—	—	—	—
H. Field	—	4	78	19.5	1	—	—	—	—
B. Looper	—	2	46	23.0	0	—	—	—	—
L. Caudle	—	1	8	8.0	0	8	—	—	—
R. Smith	—	1	5	5.0	0	5	—	—	—
J. Kistler	—	1	5	5.0	0	5	—	—	—
SCORING									
Player	TD	FG	Kick	Rush	Rcv	Pass	Dxp	Saf	Pts
R. Smith	5	—	20-23	—	—	—	—	—	50
C. Smith	8	—	0-0	—	2	—	—	—	48
H. Pitt	6	—	0-0	—	—	—	—	—	36
H. Field	4	—	0-0	—	—	—	—	—	24
W. Lutz	3	—	0-0	—	—	—	—	—	18
B. Keziah	1	—	7-8	—	—	—	—	—	13
J. Kistler	2	—	0-0	—	—	—	—	—	12
J. Carey	1	—	0-0	—	—	—	—	1	8
R. Sommers	1	—	0-0	—	—	—	—	—	6
J. Barger	1	—	0-0	—	—	—	—	—	6
B. Looper	1	—	0-0	—	—	—	—	—	6
R. Green	—	—	0-1	—	—	—	—	—	0
S. Eberdt	—	—	0-1	—	—	—	—	—	0
PUNTING									
Player	No.	Yds	Avg	Lg	TB	FC	i20	50+	Blk
W. Lutz	39	1,501	38.5	—	—	—	—	—	2
R. Smith	22	711	32.3	—	—	—	—	—	0
J. Barger	1	21	21.0	21	—	—	—	—	0

KICKOFF RETURNS									
Player	No.	Yds	Avg	TD	Lg				
J. Kistler	7	109	15.6	0	—				
W. Lutz	6	31	5.2	0	—				
R. Smith	3	95	31.7	0	—				
C. Smith	1	18	18.0	0	18				
PUNT RETURNS									
Player	No.	Yds	Avg	TD	Lg				
R. Sommers	31	228	7.4	1	—				
H. Field	3	34	11.3	0	—				
W. Lutz	1	23	23.0	0	23				
W. Lea	1	2	2.0	0	2				
INTERCEPTIONS									
Player	No.	Yds	Avg	TD	Lg				
J. Carey	4	70	17.5	1	—				
R. Sommers	3	67	22.3	0	—				
W. Lea	3	0	0.0	0	—				
B. Keziah	1	21	21.0	0	21				
J. Hands	1	18	18.0	0	18				
J. Lawrence	1	9	9.0	0	9				
E. Whitley	1	6	6.0	0	6				
FIELD GOALS									
Player	FGM-A	Pct	1-19	20-29	30-39	40-49	50+	Lg	Blk
—									
TOTAL OFFENSE LEADERS									
Player	G	Plays	Rush	Pass	Total	Avg/G			
—									
ALL PURPOSE YARDAGE LEADERS									
Player	G	Rush	Rec	PR	KOR	IR	Total	Avg/G	
—									
TACKLE LEADERS									
Player	G	UA	A	Tot	TFL/Yds	Sacks/Yds	PBU		
—									

CAUSED FUMBLES

FUMBLE RECOVERIES

1953

Overall Record: 7-2-1 ACC: 4-0 (11st) Final National Ranking: 18th (AP); 18th (UPI)

Atlantic Coast Conference Champions

Head Coach: Bill Murray  
Assistant Coaches: Ace Parker (OB), Herschel Caldwell (DE), Carmen Falcone (DB), Marty Pierson (OE), Dumpy Hagler (DL), Thomas O'Boyle (OL), Bob Cox (Freshman), Ted Youngling (Asst. Freshman)  
Starting Lineup: LE Sonny Sorrell, LT Ed Meadows, LG Bob Burrows, C Johnny Palmer, RG Ralph Torrance, RT Jesse Birchfield, RE Howard Pitt, QB Jerry Barger (7 starts) or Worth Lutz (3 starts), LHB Lloyd Caudle, RHB Red Smith, FB Byrd Looper; SPECIAL TEAMS: K Red Smith or Dale Boyd or Bernie Jack, P Worth Lutz or Jerry Barger  
Captain: Howard Pitt | Team MVP: Bob Burrows  
All-ACC: Bob Burrows<sup>1</sup>, Ed Meadows<sup>1</sup>, Howard Pitt<sup>1</sup>, Red Smith<sup>1</sup>  
All-America: Bob Burrows<sup>3</sup>, Ed Meadows<sup>1</sup>, Johnny Palmer<sup>TM</sup>, Red Smith<sup>TM</sup> | Academic All-America: —  
Miscellaneous Awards: —

S 19	South Carolina (10 <sup>1</sup> / <sub>2</sub> )	A	W	20-7	30,000	Duke 1st ACC game: Lutz 9-14, 101 yards + 12-44 rushing & 1 TD; R. Smith 8-36 rushing & 1 TD; Total offense: Duke 279, SCAR 287
S 26	Wake Forest (10 <sup>1</sup> / <sub>2</sub> )	H	W	19-0	20,000	Caudle 8-70 rushing & 1 TD; Barger 13-33 rushing & 1 TD; Total offense: Duke 278, WF 157; Duke defense 3 INTs; Halftime: 0-0
O 3	Tennessee (12 <sup>1</sup> / <sub>2</sub> )	A	W	21-7	30,000	Caudle 13-87 rushing & 1 TD + 1-41 receiving & 1 TD; Total offense: Duke 302, TENN 226; All scoring in 2nd quarter
O 10	Purdue (8 <sup>1</sup> / <sub>2</sub> )	H	W	20-14	30,000	Barger 7-yard GW TD rush (0:39; 4th); Barger 3-3, 124 yards & 1 TD, 10-15 rushing & 1 TD, 5-185 punting, 3-66 KOR + 2 INTs
O 17	Army (7 <sup>1</sup> / <sub>2</sub> )	N <sup>1</sup>	L	13-14	23,000	R. Smith 14-123 rushing; Lutz 6-19, 94 yards, 17-49 rushing & 2 TDs + 2-83 punting; Duke failed PATA trailing 14-13 (3rd)
O 24	N.C. State (16 <sup>1</sup> / <sub>2</sub> )	H	W	31-0	15,000	R. Smith 8-47 rushing & 1 TD + 3-52 receiving & 1 TD; Caudle 8-58 rushing & 1 TD; Lerps 75-yard PR for TD; Total offense: Duke 373, NCS 97
O 31	Virginia (13 <sup>1</sup> / <sub>2</sub> )	N <sup>2</sup>	W	48-6	25,000	Caudle 12-37 rushing & 3 TDs (1, 13 & 13); Barger 7-8, 48 yards & 1 TD; Duke defense 3 INTs; Total offense: Duke 308, UVA 173
N 7	Navy (10 <sup>1</sup> / <sub>2</sub> )	N <sup>3</sup>	T	0-0	15,000	Barger 3-5, 29 yards, 6-226 punting + 3-25 PR; Caudle 8-28 rushing; Duke defense 3 INTs; Total offense: Duke 78, NAVY 169
N 21	Georgia Tech (15/12)	A	L	10-13	40,000	GT HB Teas GW 48-yard PR for TD (3:10; 4th); Kistler 14-61 rushing & 1 TD; Caudle 10-50 rushing; Total offense: Duke 203, GT 301
N 28	North Carolina	H	W	35-20	40,000	Caudle 18-99 rushing & 2 TDs (1 & 34) + 47-yard TD reception; Total offense: Duke 370, UNC 269; UNC passing 5-25 & 2 INTs; Halftime: Duke, 9-0

N<sup>1</sup> New York, N.Y.

N<sup>2</sup> Norfolk, Va.

N<sup>3</sup> Baltimore, Md.

	1st	2nd	3rd	4th	OT	Total
Duke	—	—	—	—	—	227
Opponents	—	—	—	—	—	81

TEAM STATISTICS	Duke	Opponents
SCORING	227	81
Points Per Game	22.7	8.1
FIRST DOWNS	144	108
Rushing	107	69
Passing	29	31
Penalty	8	8
RUSHING YARDAGE	2,219	1,443
Yards gained rushing	2,477	1,612
Yards lost rushing	258	169
Rushing Attempts	547	426
Average Per Rush	4.1	3.4
Average Per Game	221.9	144.3
TDs Rushing	26	—
PASSING YARDAGE	644	791
Comp-Att-Int	43-100-8	52-154-18
Average Per Pass	6.4	5.1
Average Per Catch	15.0	15.2
Average Per Game	64.4	79.1
TDs Passing	5	3
TOTAL OFFENSE	2,863	2,234
Total Plays	647	580
Average Per Play	4.4	3.9
Average Per Game	286.3	223.4
KICK RETURNS: #-Yards	18-377	46-773
PUNT RETURNS: #-Yards	38-462	32-188
INT RETURNS: #-Yards	18-130	8-112
KICK RETURN AVERAGE	20.9	16.8
PUNT RETURN AVERAGE	12.2	5.9
INT RETURN AVERAGE	7.2	14.0
FUMBLES-LOST	43-19	28-11
PENALTIES-Yards	62-654	52-538
Average Per Game	40.7	53.6
PUNTS-Yards	55-1,939	67-2,099
Average Per Punt	35.3	31.3
Net punt average	—	—
KICKOFFS-Yards	—	—
Average Per Kick	—	—
Net kick average	—	—
TIME OF POSSESSION/Game	—	—
3RD-DOWN Conversions	—	—
3rd-Down Pct	—	—
4TH-DOWN Conversions	—	—
4th-Down Pct	—	—
SACKS BY-Yards	—	—
TOUCHDOWNS SCORED	32	12
FIELD GOALS-ATTEMPTS	1-	0-
ON-SIDE KICKS	—	—
RED-ZONE SCORES	—	—
RED-ZONE TOUCHDOWNS	—	—
PAT-ATTEMPTS	(20-31) 64%	(9-12) 75%

RUSHING										
Player	G	Att	Gain	Loss	Net	Avg	TD	Lg	Avg/G	
L. Caudle	—	104	542	32	510	4.9	—	—	—	
R. Smith	—	65	381	9	372	5.7	—	—	—	
J. Kistler	—	64	230	8	222	3.5	—	—	—	
B. Pascal	—	44	242	30	212	4.8	—	—	—	
B. Looper	—	45	158	2	156	3.5	—	—	—	
W. Lutz	—	50	185	33	152	3.0	—	—	—	
J. Barger	—	59	224	92	132	2.2	—	—	—	
W.D. McRoy	—	22	112	4	108	5.0	—	—	—	
N. McKeithan	—	27	99	10	89	3.3	—	—	—	
R. Falls	—	14	83	0	83	5.9	—	—	—	
B. Conner	—	9	78	0	78	8.7	—	—	—	
D. Boyd	—	16	62	6	56	3.5	—	—	—	
B. Aldridge	—	10	41	0	41	4.1	—	—	—	
S. Eberdt	—	3	15	0	15	5.0	—	—	—	
H. Hadley	—	1	12	0	12	12.0	—	12	—	
D. Lerps	—	7	24	12	12	1.7	—	—	—	
C. Mason	—	2	3	1	2	1.0	—	—	—	
R. Stallings	—	1	1	0	1	1.0	—	1	—	

PASSING										
Player	G	Effic	C-A-I	Pct	Yds	TD	Lg	Avg/G		
J. Barger	—	—	21-38-5	.553	353	4	—	—	—	
W. Lutz	—	—	16-44-3	.364	203	0	—	—	—	
L. Caudle	—	—	5-6-0	.833	82	1	—	—	—	
R. Smith	—	—	1-4-0	.250	6	0	6	—	—	
B. Pascal	—	—	0-5-0	.000	0	0	—	—	—	
D. Lerps	—	—	0-3-0	.000	0	0	—	—	—	

RECEIVING										
Player	G	No.	Yds	Avg	TD	Lg	Avg/G			
H. Pitt	—	14	189	13.5	0	—	—	—	—	
R. Smith	—	6	136	22.7	2	—	—	—	—	
J. Kocourek	—	4	45	11.3	0	—	—	—	—	
L. Caudle	—	3	94	31.3	2	—	—	—	—	
B. Pascal	—	3	40	13.3	0	—	—	—	—	
J. Hands	—	3	24	8.0	0	—	—	—	—	
N. McKeithan	—	2	32	16.0	0	—	—	—	—	
T. Moon	—	1	20	20.0	0	20	—	—	—	
J. Kistler	—	1	18	18.0	0	18	—	—	—	
W.D. McRoy	—	1	18	18.0	0	18	—	—	—	
R. Falls	—	1	10	10.0	0	10	—	—	—	
S. Sorrell	—	1	8	8.0	0	8	—	—	—	
B. Aldridge	—	1	4	4.0	0	4	—	—	—	
D. Boyd	—	1	3	3.0	0	3	—	—	—	
B. Conner	—	1	3	3.0	1	3	—	—	—	

SCORING										
Player	TD	FG	Kick	Rush	Rcv	Pass	Dxp	Saf	Pts	
L. Caudle	9	0	0-0	—	—	—	—	—	54	
R. Smith	6	0	7-12	—	—	—	—	—	43	
J. Kistler	3	0	0-0	—	—	—	—	—	18	
W. Lutz	3	0	0-0	—	—	—	—	—	18	
J. Barger	2	0	0-0	—	—	—	—	—	12	
B. Conner	2	0	0-0	—	—	—	—	—	12	
W.D. McRoy	2	0	0-0	—	—	—	—	—	12	
B. Pascal	2	0	0-0	—	—	—	—	—	12	
B. Jack	0	1	7-8	—	—	—	—	—	10	
B. Aldridge	1	0	0-0	—	—	—	—	—	6	
R. Falls	1	0	0-0	—	—	—	—	—	6	
D. Lerps	1	0	0-0	—	—	—	—	—	6	
D. Boyd	0	0	3-6	—	—	—	—	—	3	
W.D. Fesperman	0	0	3-5	—	—	—	—	—	3	

PUNTING										
Player	No.	Yds	Avg	Lg	TB	FC	I20	50+	Blk	
J. Barger	34	1,210	35.6	—	—	—	—	—	0	
W. Lutz	13	488	37.5	—	—	—	—	—	0	
D. Lerps	4	144	36.0	—	—	—	—	—	0	
B. Pascal	2	70	35.0	—	—	—	—	—	0	
R. Smith	1	27	27.0	27	—	—	—	—	0	

KICKOFF RETURNS					
Player	No.	Yds	Avg	TD	Lg
J. Barger	6	149	24.8	0	—
H. Pitt	3	42	14.0	0	—
L. Caudle	2	76	38.0	0	—
W. Lutz	2	39	19.5	0	—
J. Kistler	2	15	7.5	0	—
B. Looper	1	27	27.0	0	27
W.D. McRoy	1	15	15.0	0	15
R. Smith	1	14	14.0	0	14

PUNT RETURNS					
Player	No.	Yds	Avg	TD	Lg
J. Barger	19	222	11.7	0	—
W. Lutz	9	54	6.0	0	—
D. Lerps	4	101	25.3	1	—
B. Pascal	1	24	24.0	0	24
D. Knotts	1	23	23.0	0	23
W.D. McRoy	1	17	17.0	0	17
R. Torrance	1	12	12.0	0	12
N. McKeithan	1	9	9.0	0	9
L. Caudle	1	0	0.0	0	0

INTERCEPTIONS					
Player	No.	Yds	Avg	TD	Lg
J. Barger	6	55	9.2	0	—
J. Kocurek	2	2	1.0	0	—
H. Pitt	1	25	25.0	0	25
R. Smith	1	20	20.0	0	20
L. Caudle	1	12	12.0	0	12
J. Palmer	1	5	5.0	0	5
B. Pascal	1	5	5.0	0	5
S. Sorrell	1	5	5.0	0	5
D. Boyd	1	1	1.0	0	1
R. Falls	1	0	0.0	0	—
D. Knotts	1	0	0.0	0	—
T. Moon	1	0	0.0	0	—

FIELD GOALS										
Player	FGM-A	Pct	1-19	20-29	30-39	40-49	50+	Lg	Blk	
—										

TOTAL OFFENSE LEADERS					
Player	G	Plays	Rush	Pass	Total Avg/G
—					

ALL PURPOSE YARDAGE LEADERS							
Player	G	Rush	Rec	PR	KOR	IR	Total Avg/G
—							

TACKLE LEADERS						
Player	G	UA	A	Tot	TFL/Yds	Sacks/Yds PBU
—						

CAUSED FUMBLES	
—	

FUMBLE RECOVERIES	
—	



1954

Overall Record: 8-2-1 ACC: 4-0 (1st) Final National Ranking: 14th (AP); 14th (UPI)

Atlantic Coast Conference Champions • Orange Bowl

Head Coach: Bill Murray  
Assistant Coaches: Ace Parker (OB), Herschel Caldwell (DE), Carmen Falcone (DB), Marty Pierson (OE), Dumpy Hagler (DL), Thomas O'Boyle (OL), Bob Cox (Freshman)  
Starting Lineup: LE Sonny Sorrell, LT Fred Campbell, LG Jesse Birchfield, C Johnny Palmer, RG Ralph Torrance, RT Doug Knotts, RE Jerry Kocourek, QB Jerry Barger, LHB Bob Pascal, RHB Buddy Bass, FB Worth Lutz; SPECIAL TEAMS: K Jim Nelson or Ralph Torrance or Bryant Aldridge, P Jerry Barger  
Captain: Jerry Barger | Team MVP: Jerry Barger  
All-ACC: Jerry Barger<sup>1</sup>, Fred Campbell<sup>1</sup>, Bob Pascal<sup>1</sup>, Ralph Torrance<sup>1</sup>  
All-America: — | Academic All-America: —  
Miscellaneous Awards: ACC Coach of the Year (Bill Murray), ACC Player of the Year (Jerry Barger)

S 25	Pennsylvania (19/-)	A	W	52-0	31,000	Aldridge 12-93 rushing & 2 TDs; Eberdt 4-39 rushing & 2 TDs; Conner 46-yard INT return for TD; Duke defense 5 INTs (Eberdt 2)
O 2	Tennessee (7/-)	H	W	7-6	30,000	Pascal 13-64 rushing & 1 TD; TENN HB Majors 21-109 rushing; Jurgensen INT ends TENN final drive (4th); Duke 279 total yards
O 9	Purdue (6/5)	A	T	13-13	47,000	PUR HB Murakowski 7-yard TD rush & Dawson PAT to tie game, 13-13 (14:20; 4th); Jurgensen INT in EZ ends PUR final drive (0:00; 4th)
O 16	Army (6/18)	H	L	14-28	42,500	ARMY HB Bell 13-150 rushing; Pascal 12-68 rushing & 1 TD; Blaney 4-28 rushing & 1 TD; Total offense: Duke 216, ARMY 436
O 23	N.C. State (19/-)	A	W	21-7	10,200	Pascal 12-92 rushing & 2 TDs (2 & 51); Post 62-yard TD reception; Duke defense 3 INTs; Halftime, 7-7
O 30	Georgia Tech (16/-)	H	W	21-20	33,000	Nelson GW PAT after Post 4-yard TD rush (0:40; 4th); Aldridge 1 TD rush; GT HB Thompson 10-107 rushing; GT led 20-0 in 3rd quarter
N 6	Navy (11/19)	N <sup>1</sup>	L	7-40	28,000	NAVY HB Garrow 12-99 rushing; NAVY HB Craig 14-77 rushing & 2 TDs; NAVY QB Welsh 8-75 rushing & 1 TD; Barger 1 TD rush
N 13	Wake Forest	A	W	28-21	10,000	Pascal 6-59 rushing & 1 TD; WF HB Maravic 22-122 rushing & 2 TDs; Post 3-86 receiving & 1 TD (65); Halftime: Duke, 7-0
N 20	South Carolina	H	W	26-7	13,000	Barger 4-8, 114 yards & 1 TD; Bass 2-67 receiving & 1 TD (39); Total offense: Duke 280, SCAR 213; Duke defense 3 INTs & 2 FRs
N 27	North Carolina (20/-)	A	W	47-12	35,000	Pascal 9-50 rushing & 3 TDs (15, 2 & 10); Aldridge 7-66 rushing & 1 TD; Duke defense 5 INTs (Barger 3); Halftime: Duke, 14-6
J 1	+Nebraska (14/-)	N <sup>2</sup>	W	34-7	68,750	Pascal 9-91 rushing & 1 TD; Barger 7-9, 82 yards & 2 TDs; NEB passing 1-9 & 2 INTs; Total offense: Duke 370, NEB 110

N<sup>1</sup> Norfolk, Va.  
N<sup>2</sup> Miami, Fla.  
+ Orange Bowl

	1st	2nd	3rd	4th	OT	Total
Duke	—	—	—	—	—	270
Opponents	—	—	—	—	—	161
TEAM STATISTICS			Duke			Opponents
SCORING			270			161
Points Per Game			24.5			14.6
FIRST DOWNS			187			163
Rushing			134			114
Passing			44			37
Penalty			9			12
RUSHING YARDAGE			2,401			2,248
Yards gained rushing			2,685			2,481
Yards lost rushing			284			233
Rushing Attempts			552			534
Average Per Rush			4.3			4.2
Average Per Game			218.3			204.4
TDs Rushing			29			—
PASSING YARDAGE			999			751
Comp-Att-Int			62-130-15			62-152-26
Average Per Pass			7.7			4.9
Average Per Catch			16.1			12.1
Average Per Game			90.8			68.3
TDs Passing			10			3
TOTAL OFFENSE			3,400			2,999
Total Plays			682			686
Average Per Play			5.0			4.4
Average Per Game			309.1			272.6
KICK RETURNS: #-Yards			35-606			41-722
PUNT RETURNS: #-Yards			19-118			15-102
INT RETURNS: #-Yards			26-291			15-146
KICK RETURN AVERAGE			17.3			17.6
PUNT RETURN AVERAGE			6.2			6.7
INT RETURN AVERAGE			11.2			9.7
FUMBLES-LOST			41-20			24-12
PENALTIES-Yards			58-611			53-517
Average Per Game			55.5			9.8
PUNTS-Yards			42-1,321			45-1,379
Average Per Punt			31.4			30.6
Net punt average			—			—
KICKOFFS-Yards			—			—
Average Per Kick			—			—
Net kick average			—			—
TIME OF POSSESSION/Game			—			—
3RD-DOWN Conversions			—			—
3rd-Down Pct			—			—
4TH-DOWN Conversions			—			—
4th-Down Pct			—			—
SACKS BY-Yards			—			—
TOUCHDOWNS SCORED			40			24
FIELD GOALS MADE			0			0
ON-SIDE KICKS			—			—
RED-ZONE SCORES			—			—
RED-ZONE TOUCHDOWNS			—			—
PAT-ATTEMPTS			(30-40) 75%			(17-24) 71%

RUSHING									
Player	G	Att	Gain	Loss	Net	Avg	TD	Lg	Avg/G
B. Blaney	—	49	353	36	317	6.6	—	—	—
S. Eberdt	—	25	148	0	148	5.9	—	—	—
B. Aldridge	—	96	510	6	504	5.2	—	—	—
B. Pascal	—	107	577	16	561	5.2	—	—	—
N. McKeithan	—	18	85	0	85	4.6	—	—	—
B. Bass	—	56	248	20	238	4.2	—	—	—
E. Post	—	28	124	8	116	4.1	—	—	—
F. Beasley	—	28	130	9	121	4.1	—	—	—
W. Lutz	—	49	173	1	172	3.5	—	—	—
B. Conner	—	23	86	31	55	2.3	—	—	—
R. Murray	—	2	4	0	4	2.0	—	—	—
J. Barger	—	56	176	76	100	1.7	—	—	—
S. Jurgensen	—	20	59	49	10	0.5	—	—	—
N. Kredich	—	1	0	8	-8	-8.0	—	—	—
PASSING									
Player	G	Effic	C-A-I	Pct	Yds	TD	Lg	Avg/G	
J. Barger	—	—	39-67-9	.582	603	5	—	—	—
S. Jurgensen	—	—	12-28-3	.429	212	1	—	—	—
B. Pascal	—	—	5-9-0	.556	101	1	—	—	—
B. Bass	—	—	2-6-1	.333	42	2	—	—	—
R. Murray	—	—	3-8-2	.375	29	0	—	—	—
W. Lutz	—	—	1-1-0	1.000	9	0	—	—	—
RECEIVING									
Player	G	No.	Yds	Avg	TD	Lg	Avg/G		
B. Bass	—	10	152	15.2	1	—	—	—	—
E. Post	—	8	203	25.4	2	—	—	—	—
S. Sorrell	—	7	138	19.7	2	—	—	—	—
J. Kocourek	—	7	92	13.1	2	—	—	—	—
B. Pascal	—	7	58	8.3	1	—	—	—	—
B. Blaney	—	6	121	20.2	0	—	—	—	—
T. Moon	—	3	68	22.7	2	—	—	—	—
R. Benson	—	3	32	10.7	0	—	—	—	—
B. Aldridge	—	3	15	5.0	0	—	—	—	—
B. Conner	—	2	31	15.5	0	—	—	—	—
S. Eberdt	—	2	16	8.0	0	—	—	—	—
W. Lutz	—	1	32	32.0	0	32	—	—	—
L. Black	—	1	26	26.0	0	26	—	—	—
F. Beasley	—	1	20	20.0	0	20	—	—	—
J. Barger	—	1	5	5.0	0	5	—	—	—
SCORING									
Player	TD	FG	Kick	Rush	Rcv	Pass	Dxp	Saf	Pts
B. Pascal	10	0-0	0-0	—	—	—	—	—	60
B. Aldridge	5	0-0	2-4	—	—	—	—	—	32
J. Barger	4	0-0	1-1	—	—	—	—	—	25
J. Nelson	0	0-0	25-30	—	—	—	—	—	25
E. Post	3	0-0	0-0	—	—	—	—	—	18
B. Blaney	3	0-0	0-2	—	—	—	—	—	18
S. Eberdt	3	0-0	0-1	—	—	—	—	—	18
T. Moon	2	0-0	0-0	—	—	—	—	—	12
B. Bass	2	0-0	0-0	—	—	—	—	—	12
B. Conner	2	0-0	0-0	—	—	—	—	—	12
S. Sorrell	2	0-0	0-0	—	—	—	—	—	12
J. Kocourek	2	0-0	0-0	—	—	—	—	—	12
W. Lutz	1	0-0	0-0	—	—	—	—	—	6
N. McKeithan	1	0-0	0-0	—	—	—	—	—	6
D. Sebastian	0	0-0	2-2	—	—	—	—	—	2

PUNTING									
Player	No.	Yds	Avg	Lg	TB	FC	I20	50+	Blk
W. Lutz	15	528	35.2	—	—	—	—	—	0
J. Barger	19	559	31.5	—	—	—	—	—	0
B. Pascal	4	127	31.7	—	—	—	—	—	0
S. Jurgensen	4	121	30.3	—	—	—	—	—	0

KICKOFF RETURNS					
Player	No.	Yds	Avg	TD	Lg
J. Barger	7	139	19.9	0	—
B. Aldridge	7	100	14.3	0	—
E. Post	4	75	18.8	0	—
W. Lutz	4	49	12.3	0	—
S. Sorrell	3	32	10.6	0	—
B. Pascal	2	49	24.5	0	—
S. Jurgensen	2	46	23.0	0	—
S. Eberdt	2	31	15.5	0	—
B. Blaney	1	26	26.0	0	26
N. McKeithan	1	25	25.0	0	25
B. Conner	1	24	24.0	0	24
T. Moon	1	10	10.0	0	10

PUNT RETURNS					
Player	No.	Yds	Avg	TD	Lg
B. Pascal	6	33	5.5	0	—
J. Barger	5	28	5.6	0	—
B. Blaney	4	31	7.7	0	—
E. Post	2	9	4.5	0	—
B. Conner	1	7	7.0	0	7
S. Jurgensen	1	0	0.0	0	—

INTERCEPTIONS					
Player	No.	Yds	Avg	TD	Lg
J. Barger	7	50	7.1	0	—
S. Jurgensen	5	33	6.6	0	—
S. Eberdt	3	44	14.7	0	—
W. Lutz	2	5	2.5	0	—
B. Bass	2	10	5.0	0	—
B. Conner	1	46	46.0	1	46
D. Knotts	1	18	18.0	0	18
B. Aldridge	2	13	13.0	0	—
N. Kredich	1	0	0.0	0	—
J. Kocourek	1	20	20.0	0	20
R. Torrance	1	10	10.0	0	10
L. Black	1	17	17.0	0	17
N. McKeithan	1	25	25.0	0	25

FIELD GOALS									
Player	FGM-A	Pct	1-19	20-29	30-39	40-49	50+	Lg	Blk
—									

TOTAL OFFENSE LEADERS					
Player	G	Plays	Rush	Pass	Total Avg/G
—					

ALL PURPOSE YARDAGE LEADERS									
Player	G	Rush	Rec	PR	KOR	IR	Total	Avg/G	
—									

TACKLE LEADERS					
Player	G	UA	A	Tot	TFL/Yds Sacks/Yds PBU
—					

CAUSED FUMBLES	
—	

FUMBLE RECOVERIES	
—	

1955

Overall Record: 7-2-1 ACC: 4-0 (1st) Final National Ranking: 16th (UPI)

Atlantic Coast Conference Champions

Head Coach: Bill Murray  
Assistant Coaches: Ace Parker (OB), Herschel Caldwell (DE), Carmen Falcone (DB), Marty Pierson (OE), Dumpy Hagler (DL), Thomas O'Boyle (OL), Bob Cox (Freshman)  
Starting Lineup: LE Sonny Sorrell, LT Sidney DeLoatch or Tom Topping, LG Jesse Birchfield, C Ronnie Falls, RG W.D. Fesperman, RT Doug Knotts, RE Buddy Bass or Bill Thompson, QB Sonny Jurgensen, LHB Bob Pascal, RHB Bernie Blaney or Oliver Rudy, FB Bryant Aldridge; SPECIAL TEAMS: K Jim Nelson, P Bob Pascal  
Captain: Jesse Birchfield | Team MVP: Bob Pascal  
All-ACC: Jesse Birchfield<sup>1</sup>, Bob Pascal<sup>1</sup>, Sonny Sorrell<sup>1</sup>  
All-America: Bob Pascal<sup>1</sup> | Academic All-America: —  
Miscellaneous Awards: —

S 24	N.C. State	A	W	33-7	20,000	Pascal 14-91 rushing & 1 TD; Aldridge 9-66 rushing & 2 TDs; Rushing yards: Duke 321, NCS 107; Duke & NCS 6 TOs each
O 1	Tennessee (16-)	A	W	21-0	25,500	Blaney 5-107 rushing & 1 TD (80); Pascal 10-51 rushing & 2 TDs; Jurgensen 7-10, 88 yards; Total offense: Duke 317, TENN 200
O 8	William & Mary (13-)	H	W	47-7	15,000	Blaney 12-74 rushing & 2 TDs; Jurgensen 4-5, 63 yards & 1 TD; Duke defense 2 INTs & 3 FRs; Rushing yards: Duke 309, W&M 37
O 15	Ohio State (11/14)	A	W	20-14	82,254	Jurgensen GW 1-yard TD rush (13:13; 4th); Pascal 28-92 rushing & 1 TD; OHST HB Cassidy 11-40 rushing; Total offense: Duke 343, OHST 165
O 22	Pittsburgh (5-)	H	L	7-26	31,000	PITT HB Neft 5-69 rushing; Pascal 16-72 rushing; Blaney 75-yard TD pass from Jurgensen; Rushing yards: Duke 92, PITT 249; Duke 4 TOs
O 29	Georgia Tech (17/12)	A	L	0-27	40,000	GT HB Volkert 12-76 rushing & 1 TD, 1-1, 42 yards + 2-36 PR; 1st downs: Duke 3, GT 17; Total offense: Duke 133, GT 303
N 5	Navy (-/9)	N <sup>14</sup>	T	7-7	27,119	Aldridge 22-100 rushing & 1 TD; NAVY QB Welsh 12-20, 177 yards & 1 TD; Duke passing 0-6 & 2 INTs; Total offense: Duke 199, NAVY 330
N 12	South Carolina (18-)	A	W	41-7	18,000	Aldridge 21-102 rushing & 1 TD; McElhaney 7-32 rushing & 2 TDs; Rushing yards: Duke 286, SCAR 138; Duke defense 2 INTs & 3 FRs
N 19	Wake Forest (20-)	H	W	14-0	15,000	Pascal 20-157 rushing & 2 TDs, 1-1, 10 yards, 1-17 receiving, 3-77 punting + 3-8 PR; Duke defense 4 INTs & 5 FRs
D 3	North Carolina	H	W	6-0	34,000	Rudy 12-83 rushing & 1 TD (35); Pascal 18-76 rushing; UNC passing 1-8, 4 yards & 2 INTs; Total offense: Duke 232, UNC 114

	1st	2nd	3rd	4th	OT	Total
Duke	—	—	—	—	—	196
Opponents	—	—	—	—	—	95
TEAM STATISTICS	Duke			Opponents		
SCORING	196			95		
Points Per Game	19.6			9.5		
FIRST DOWNS	146			118		
Rushing	108			82		
Passing	33			33		
Penalty	5			3		
RUSHING YARDAGE	2,165			1,212		
Yards gained rushing	2,339			1,562		
Yards lost rushing	174			350		
Rushing Attempts	560			423		
Average Per Rush	3.8			2.8		
Average Per Game	216.5			121.2		
TDs Rushing	24			—		
PASSING YARDAGE	642			765		
Comp-Att-Int	48-102-10			53-129-17		
Average Per Pass	6.3			5.9		
Average Per Catch	13.3			14.2		
Average Per Game	64.2			76.5		
TDs Passing	4			4		
TOTAL OFFENSE	2,807			1,977		
Total Plays	662			552		
Average Per Play	4.2			3.6		
Average Per Game	280.7			197.7		
KICK RETURNS: #-Yards	17-273			36-552		
PUNT RETURNS: #-Yards	25-115			22-262		
INT RETURNS: #-Yards	17-203			10-137		
KICK RETURN AVERAGE	16.0			15.3		
PUNT RETURN AVERAGE	4.6			11.4		
INT RETURN AVERAGE	11.9			13.7		
FUMBLES-LOST	33-19			37-27		
PENALTIES-Yards	42-337			31-362		
Average Per Game	33.7			36.2		
PUNTS-Yards	41-1,292			46-1,532		
Average Per Punt	31.5			33.3		
Net punt average	—			—		
KICKOFFS-Yards	—			—		
Average Per Kick	—			—		
Net kick average	—			—		
TIME OF POSSESSION/Game	—			—		
3RD-DOWN Conversions	—			—		
3rd-Down Pct	—			—		
4TH-DOWN Conversions	—			—		
4th-Down Pct	—			—		
SACKS BY-Yards	—			—		
TOUCHDOWNS SCORED	29			14		
FIELD GOALS-ATTEMPTS	0-1			0-0		
ON-SIDE KICKS	—			—		
RED-ZONE SCORES	—			—		
RED-ZONE TOUCHDOWNS	—			—		
PAT-ATTEMPTS	(22-29) 76%			(11-14) 78%		

RUSHING									
Player	G	Att	Gain	Loss	Net	Avg	TD	Lg	Avg/G
B. Pascal	—	156	783	33	750	4.8	—	—	—
B. Aldridge	—	92	405	1	404	4.3	—	—	—
B. Blaney	—	49	254	28	236	4.8	—	—	—
H. McElhaney	—	50	185	0	185	3.7	—	—	—
O. Rudy	—	44	190	7	183	4.1	—	—	—
E. Post	—	24	109	0	109	4.5	—	—	—
N. Kredich	—	12	82	0	82	6.8	—	—	—
S. Jurgensen	—	54	110	62	48	0.9	—	—	—
E. Rushton	—	21	61	16	45	2.1	—	—	—
D. Boyd	—	30	64	23	41	1.3	—	—	—
J. Harris	—	9	36	0	36	4.0	—	—	—
F. Beasley	—	12	37	4	33	2.8	—	—	—
R. Murray	—	7	23	0	23	3.1	—	—	—
PASSING									
Player	G	Effic	C-A-I	Pct	Yds	TD	Lg	Avg/G	
S. Jurgensen	—	—	37-69-1	.536	536	3	—	—	—
B. Pascal	—	—	5-12-2	.417	54	1	—	—	—
R. Murray	—	—	4-7-1	.571	30	0	—	—	—
D. Boyd	—	—	2-14-0	.143	22	0	—	—	—
RECEIVING									
Player	G	No.	Yds	Avg	TD	Lg	Avg/G		
S. Sorrell	—	12	153	12.8	1	—	—	—	—
B. Pascal	—	9	124	13.8	0	—	—	—	—
B. Blaney	—	8	169	21.1	3	—	—	—	—
O. Rudy	—	4	30	7.5	0	—	—	—	—
E. Post	—	4	29	7.3	0	—	—	—	—
H. McElhaney	—	3	28	9.3	0	—	—	—	—
B. Bass	—	2	34	17.0	0	—	—	—	—
J. Kocourek	—	1	18	18.0	0	18	—	—	—
R. Benson	—	1	15	15.0	0	15	—	—	—
B. Aldridge	—	1	13	13.0	0	13	—	—	—
B. Thompson	—	1	13	13.0	0	13	—	—	—
D. Hurm	—	1	10	10.0	0	10	—	—	—
F. Beasley	—	1	6	6.0	0	6	—	—	—
SCORING									
Player	TD	FG	Kick	Rush	Rcv	Pass	Dxp	Saf	Pts
B. Pascal	8	0-0	0-0	—	—	—	—	—	48
B. Blaney	5	0-0	0-0	—	—	—	—	—	30
B. Aldridge	4	0-0	0-0	—	—	—	—	—	24
J. Nelson	0	0-1	21-25	—	—	—	—	—	21
H. McElhaney	3	0-0	0-0	—	—	—	—	—	18
S. Jurgensen	2	0-0	0-0	—	—	—	—	—	12
E. Rushton	2	0-0	0-0	—	—	—	—	—	12
N. Kredich	1	0-0	0-0	—	—	—	—	—	6
D. Boyd	1	0-0	0-0	—	—	—	—	—	6
R. Murray	1	0-0	0-0	—	—	—	—	—	6
S. Sorrell	1	0-0	0-0	—	—	—	—	—	6
O. Rudy	1	0-0	0-0	—	—	—	—	—	6
B. Bass	0	0-0	1-3	—	—	—	—	—	1
D. Sebastian	0	0-0	0-1	—	—	—	—	—	0
PUNTING									
Player	No.	Yds	Avg	Lg	TB	FC	i20	50+	Blk
B. Pascal	33	1,098	33.2	—	—	—	—	—	0
S. Jurgensen	4	135	33.7	—	—	—	—	—	0
B. Bass	1	34	34.0	34	—	—	—	—	0
O. Rudy	1	25	25.0	25	—	—	—	—	0
TEAM	2	0	0.0	—	—	—	—	—	2

KICKOFF RETURNS									
Player	No.	Yds	Avg	TD	Lg				
B. Pascal	4	87	21.7	0	—				
D. Boyd	3	65	21.7	0	—				
E. Post	3	65	21.7	0	—				
B. Blaney	2	52	26.0	0	—				
B. Aldridge	2	39	19.5	0	—				
S. Jurgensen	1	38	38.0	0	38				
N. Kredich	1	23	23.0	0	23				
B. Hagie	1	4	4.0	0	4				
PUNT RETURNS									
Player	No.	Yds	Avg	TD	Lg				
D. Boyd	11	52	4.7	0	—				
B. Pascal	9	59	6.5	0	—				
B. Blaney	4	1	0.4	0	—				
S. Jurgensen	1	3	3.0	0	3				
INTERCEPTIONS									
Player	No.	Yds	Avg	TD	Lg				
D. Boyd	6	88	14.7	0	—				
S. Jurgensen	4	17	4.3	0	—				
E. Rushton	1	38	38.0	1	38				
E. Post	1	28	28.0	0	28				
B. Bass	1	16	16.0	0	16				
R. Benson	1	9	9.0	0	9				
S. Sorrell	1	7	7.0	0	7				
B. Blaney	1	0	0.0	0	—				
B. Pascal	1	0	0.0	0	—				
FIELD GOALS									
Player	FGM-A	Pct	1-19	20-29	30-39	40-49	50+	Lg	Blk
J. Nelson	0-1	.000	—	—	—	—	—	—	—
TOTAL OFFENSE LEADERS									
Player	G	Plays	Rush	Pass	Total	Avg/G			
—									
ALL PURPOSE YARDAGE LEADERS									
Player	G	Rush	Rec	PR	KOR	IR	Total	Avg/G	
—									
TACKLE LEADERS									
Player	G	UA	A	Tot	TFL/Yds	Sacks/Yds	PBU		
—									
CAUSED FUMBLES									
—									
FUMBLE RECOVERIES									
—									



1957

Overall Record: 6-3-2 ACC: 5-1-1 (2nd) Final National Ranking: 16th (AP); 14th (UPI)

Orange Bowl

Head Coach: Bill Murray  
Assistant Coaches: Ace Parker (OB), Herschel Caldwell (DE), Carmen Falcone (DB), Marty Pierson (OE), Robert Bossons (DL), Thomas O'Boyle (OL), Bob Cox (Freshman)  
Starting Lineup: LE Dave Hurm, LT Tom Topping, LG Roy Hord, C Wade Byrd, RG Buzz Guy, RT John Kersey or Bill Recinella, RE Bill Thompson, QB Robert Brodhead, LHB Ed Rushton or Wade Carlton, RHB George Dutrow, FB Hal McElhaney: SPECIAL TEAMS: K Wray Carlton or Jim Harris or Sam Eberdt, P George Dutrow or Pryor Millner  
Captain: Hal McElhany | Team MVP: Tom Topping  
All-ACC: Wray Carlton<sup>1</sup>, Roy Hord<sup>1</sup>, Hal McElhaney<sup>2</sup>, Bill Thompson<sup>2</sup>, Tom Topping<sup>1</sup>  
All-America: Wray Carlton<sup>III</sup>, George Dutrow<sup>III</sup>, Roy Hord<sup>1</sup>, Dave Hurm<sup>III</sup>, Hal McElhaney<sup>III</sup>, Tom Topping<sup>1</sup> | Academic All-America: —  
Miscellaneous Awards: ACC Jacobs Blocking Trophy (Hal McElhaney)

S 21	South Carolina (10-)	A	W	26-14	40,000	Carlton 15-93 rushing & 1 TD; Dutrow 12-56 rushing & 1 TD + 2-68 punting; Duke passing 0-3; Rushing yards: Duke 290, SCAR 137; Halftime: 7-7
S 28	Virginia (7-)	H	W	40-0	14,000	Carlton 16-111 rushing & 3 TDs (2, 19 & 11), 1-2 receiving & 1 TD & 2 PATs (sets ACC single-game record with 26 points); 1st downs: Duke 30, UVA 5
O 5	Maryland (4-)	H	W	14-0	25,000	Carlton 23-112 rushing & 1 TD, 2-2, 19 yards & 1 TD + 2 PATs; 1st downs: Duke 18, MD 6; Total offense: Duke 327, MD 138
O 12	Rice (5/15)	A	W	7-6	52,000	Carlton 16-105 rushing & 1 TD (68); RICE PATA wide right (11:26: 3rd); RICE FB Chilton lost fumble thru EZ for TB on 2nd-&G (6:01: 4th)
O 19	Wake Forest (5-)	H	W	34-7	17,600	Bell 14-96 rushing & 1 TD; Brodhead 3-3, 29 yards & 1 TD; Lee 12-77 rushing & 1 TD; Rushing yards: Duke 376, WF 79
O 26	N.C. State (4/11)	A	T	14-14	21,000	Brodhead 2 total TDs (1 rush & 1 pass): Carlton tackled by NCS QB Katich at NCS 16 after 52-yard pass from Brodhead (0:00: 4th)
N 2	Georgia Tech (7-)	A	L	0-13	40,000	GT FB Simerville 11-46 rushing + 15-yard TD reception; Carlton 8-41 rushing; Total offense: Duke 109 (19 in first half), GT 290
N 9	Navy (16/7)	N <sup>1</sup>	T	6-6	31,000	Dutrow 11-56 rushing & 1 TD, 1-2, 28 yards, 8-318 punting + 1-14 PR; Duke defense 4 INTs & 1 FR; NAVY 37-yard FGA failed (0:24: 4th)
N 16	Clemson (11/14)	H	W	7-6	22,000	Carlton 1-35 receiving & 1 TD; CLEM K White PATA wide right (6:00: 4th); Duke defense 5 TOs; Total offense: Duke 247, CLEM 399
N 23	North Carolina (11-)	H	L	13-21	40,000	UNC QB Cummings 8-16, 116 yards & 1 TD + 7-304 punting; Carlton 18-117 rushing & 2 TDs + 1-15 receiving; Halftime: Duke, 13-7
J 1	+Oklahoma (16-)	N <sup>2</sup>	L	21-48	76,318	OKLA HB Thomas 13-62 rushing & 1 TD; Carlton 15-84 rushing; McElhaney 3-13 rushing & 2 TDs; OKLA 27 points in 4th quarter

N<sup>1</sup> Baltimore, Md.

N<sup>2</sup> Miami, Fla.

Orange Bowl

	1st	2nd	3rd	4th	OT	Total
Duke	—	—	—	—	—	182
Opponents	—	—	—	—	—	135
TEAM STATISTICS				Duke		Opponents
SCORING				182		135
Points Per Game				16.5		12.3
FIRST DOWNS				183		129
Rushing				149		85
Passing				28		32
Penalty				6		12
RUSHING YARDAGE				2,597		1,683
Yards gained rushing				2,870		1,833
Yards lost rushing				273		150
Rushing Attempts				647		461
Average Per Rush				4.0		3.6
Average Per Game				236.1		153.0
TDs Rushing				21		—
PASSING YARDAGE				613		932
Comp-Att-Int				47-101-10		72-171-21
Average Per Pass				6.1		5.5
Average Per Catch				13.0		12.9
Average Per Game				55.7		84.7
TDs Passing				6		8
TOTAL OFFENSE				3,120		2,615
Total Plays				748		632
Average Per Play				4.2		4.1
Average Per Game				291.8		237.7
KICK RETURNS: #-Yards				30-596		37-767
PUNT RETURNS: #-Yards				25-171		28-224
INT RETURNS: #-Yards				21-197		10-305
KICK RETURN AVERAGE				19.9		20.7
PUNT RETURN AVERAGE				6.4		8.0
INT RETURN AVERAGE				9.4		30.5
FUMBLES-LOST				24-14		23-13
PENALTIES-Yards				47-472		56-599
Average Per Game				42.9		54.5
PUNTS-Yards				62-2,030		63-2,245
Average Per Punt				32.7		35.6
Net punt average				—		—
KICKOFFS-Yards				—		—
Average Per Kick				—		—
Net kick average				—		—
TIME OF POSSESSION/Game				—		—
3RD-DOWN Conversions				—		—
3rd-Down Pct				—		—
4TH-DOWN Conversions				—		—
4th-Down Pct				—		—
SACKS BY-Yards				—		—
TOUCHDOWNS SCORED				27		20
FIELD GOALS-ATTEMPTS				0-1		0-1
ON-SIDE KICKS				—		—
RED-ZONE SCORES				—		—
RED-ZONE TOUCHDOWNS				—		—
PAT-ATTEMPTS				(20-27) 74%		(15-20) 75%

RUSHING									
Player	G	Att	Gain	Loss	Net	Avg	TD	Lg	Avg/G
W. Carlton	—	158	852	19	833	5.3	—	68	—
G. Dutrow	—	135	643	18	625	4.6	—	—	—
J.D. Lee	—	51	278	9	269	5.3	—	—	—
H. McElhaney	—	55	230	3	227	4.1	—	—	—
E. Rushton	—	56	227	11	216	3.9	—	26	—
F. Bell	—	22	132	6	126	5.8	—	36	—
P. Dupler	—	32	103	1	102	3.2	—	—	—
R. Fetsko	—	21	89	0	89	4.2	—	—	—
R. Cutler	—	10	36	4	32	3.2	—	—	—
J. Harris	—	9	27	0	27	3.0	—	—	—
P. Millner	—	20	48	31	17	0.9	—	—	—
R. Brodhead	—	67	169	142	17	0.3	—	—	—
A. Cottingham	—	5	26	12	14	2.8	—	—	—
G. Harris	—	4	9	14	-5	-5.0	—	—	—
C. Clayton	—	2	1	3	-12	-12.0	—	—	—
PASSING									
Player	G	Effic	C-A-I	Pct	Yds	TD	Lg	Avg/G	
R. Brodhead	—	—	30-62-7	.484	392	4	—	—	—
G. Dutrow	—	—	5-10-1	.500	81	0	—	—	—
P. Millner	—	—	5-12-0	.417	75	0	—	—	—
W. Carlton	—	—	7-13-0	.538	65	2	—	—	—
E. Rushton	—	—	0-1-1	.000	0	0	—	—	—
G. Harris	—	—	0-2-1	.000	0	0	—	—	—
W. Langston	—	—	0-1-0	.000	0	0	—	—	—
RECEIVING									
Player	G	No.	Yds	Avg	TD	Lg	Avg/G		
G. Dutrow	—	10	100	10.0	2	—	—	—	—
W. Carlton	—	8	174	21.8	2	—	—	—	—
J. Thompson	—	7	103	14.7	1	—	—	—	—
H. McElhaney	—	5	63	12.6	0	—	—	—	—
D. Hurm	—	5	44	8.8	1	—	—	—	—
P. Dupler	—	4	54	13.5	0	—	—	—	—
R.B. Lattimore	—	4	40	10.0	0	—	—	—	—
J. Bartal	—	1	28	28.0	0	28	—	—	—
E. Rushton	—	1	17	17.0	0	17	—	—	—
J.D. Lee	—	1	1	1.0	0	1	—	—	—
R. Fetsko	—	1	-11	-11.0	0	—	—	—	—
SCORING									
Player	TD	FG	Kick	Rush	Rcv	Pass	Dxp	Saf	Pts
W. Carlton	10	0-0	14-17	—	—	—	—	—	74
G. Dutrow	5	0-0	0-0	—	—	—	—	—	30
F. Bell	2	0-0	0-0	—	—	—	—	—	12
R. Brodhead	2	0-0	0-0	—	—	—	—	—	12
H. McElhaney	2	0-0	0-0	—	—	—	—	—	12
P. Millner	2	0-0	0-0	—	—	—	—	—	12
J. Harris	1	0-0	3-5	—	—	—	—	—	9
J.D. Lee	1	0-0	0-0	—	—	—	—	—	6
D. Hurm	1	0-0	0-0	—	—	—	—	—	6
J. Thompson	1	0-0	0-0	—	—	—	—	—	6
S. Eberdt	0	0-1	3-5	—	—	—	—	—	3
PUNTING									
Player	No.	Yds	Avg	Lg	TB	FC	i20	50+	Blk
G. Dutrow	45	1,629	36.2	—	—	—	—	—	0
A. Cottingham	8	292	36.5	—	—	—	—	—	0
P. Millner	4	109	27.3	—	—	—	—	—	0
TEAM	3	0	0.0	—	—	—	—	—	3

KICKOFF RETURNS					
Player	No.	Yds	Avg	TD	Lg
W. Carlton	8	192	24.0	0	—
H. McElhaney	4	45	11.3	0	—
R. Brodhead	3	78	26.0	0	—
E. Rushton	2	56	28.0	0	—
G. Dutrow	2	51	27.0	0	—
P. Millner	2	50	25.0	0	—
J.D. Lee	2	35	17.5	0	—
G. Harris	2	26	13.0	0	—
R.B. Lattimore	2	15	7.5	0	—
F. Bell	1	19	19.0	0	19
P. Dupler	1	15	15.0	0	15
J. Thompson	1	14	14.0	0	14

PUNT RETURNS					
Player	No.	Yds	Avg	TD	Lg
G. Dutrow	6	45	7.5	0	—
R. Brodhead	5	25	5.0	0	—
E. Rushton	4	28	7.0	0	—
W. Carlton	4	27	6.8	0	—
J.D. Lee	4	25	6.2	0	—
R. Fetsko	1	16	16.0	0	16
G. Harris	1	5	5.0	0	5

INTERCEPTIONS					
Player	No.	Yds	Avg	TD	Lg
R. Brodhead	5	37	7.4	0	—
G. Dutrow	4	53	13.3	0	—
W. Carlton	3	0	0.0	0	—
E. Rushton	2	0	0.0	0	—
R. Fetsko	1	34	34.0	0	34
P. Dupler	1	20	20.0	0	20
J.D. Lee	0	23	—	0	—
H. McElhaney	1	14	14.0	0	14
R. Cutler	1	7	7.0	0	7
A. Cottingham	1	5	5.0	0	5
D. Padgett	1	4	4.0	0	5
D. Hurm	1	0	0.0	0	—

FIELD GOALS									
Player	FGM-A	Pct	1-19	20-29	30-39	40-49	50+	Lg	Blk
S. Eberdt	0-1	.000	—	—	—	—	—	—	—

TOTAL OFFENSE LEADERS					
Player	G	Plays	Rush	Pass	Total
—					

ALL PURPOSE YARDAGE LEADERS							
Player	G	Rush	Rec	PR	KOR	IR	Total
—							

TACKLE LEADERS					
Player	G	UA	A	Tot	TFL/Yds
—					

CAUSED FUMBLES

FUMBLE RECOVERIES



1958

Overall Record: 5-5 ACC: 3-2 (3rd)

Head Coach: Bill Murray  
Assistant Coaches: Ace Parker (OB), Herschel Caldwell (DE), Carmen Falcone (DB), Marty Pierson (OE), Doug Knotts (DL), Thomas O'Boyle (OL), Bob Cox (Freshman)  
Starting Lineup: LE Bert Lattimore or Jim Bartal, LT Don Denne, LG Ron Bostian or Art Browning, C Ted Royall or Wade Byrd, RG Mike McGee, RT Jim Gardner, RE Doug Padgett, QB Robert Brodhead, LHB Wray Carlton, RHB George Dutrow, FB Butch Allie or Bob Cruikshank; SPECIAL TEAMS: K Wray Carlton or Art Browning, P George Dutrow or Andy Cottingham  
Captain: Pryor Millner | Team MVP: George Dutrow  
All-ACC: Wray Carlton<sup>1</sup>, Mike McGee<sup>1</sup>  
All-America: Wray Carlton<sup>RM</sup>, Mike McGee<sup>RM</sup> | Academic All-America: —  
Miscellaneous Awards: —

S 20	South Carolina	A	L	0-8	38,000	SCAR QB Bunch 13-27 rushing & 1 TD + 1 PAT rush; Carlton 11-62 rushing + 3-33 receiving; Total offense: Duke 264, SCAR 262
S 27	Virginia	A	L	12-15	15,000	UVA QB Whitley 12-27, 169 yards & 1 TD; Carlton 20-84 rushing & 1 TD; Duke final drive ends with INT (0:45, 4th); Total offense: Duke 325, UVa 293
O 4	Illinois	H	W	15-13	25,000	Carlton 14-69 rushing + 2-35 receiving; Dutrow 12-53 rushing + 1-13 receiving & 1 TD; Total offense: Duke 259, ILL 326; Halftime: Duke, 15-0
O 11	Baylor	H	W	12-7	26,000	Carlton 24-111 rushing & 1 TD; Dutrow 21-73 rushing & 1 TD; BAY FB Hickman 19-89 rushing; Total offense: Duke 315, BAY 201
O 18	Notre Dame (-/12)	A	L	7-9	59,068	ND HB Mack 17-106 rushing; ND K Stickles 23-yard FG (3rd); Dutrow 14-76 rushing; Duke final drive ends with INT (0:00, 4th); Halftime: Duke, 7-6
O 25	N.C. State	H	W	20-13	20,000	Dutrow GW 2-yard TD rush (1:40, 4th); Bell 65-yard PR for TD; Carlton ends NCS final drive with INT (0:00, 4th); NCS led 7-6 after 3 quarters
N 1	Georgia Tech	H	L	8-10	30,000	GT K Wells GW 31-yard FG (10:00, 4th); GT HB Nix 12-45 rushing; Carlton 6-22 rushing & 1 TD; Duke 5 TOs including 2 INTs in 4th quarter
N 8	LSU (-/7)	A	L	18-50	63,000	LSU HB Cannon 8-53 rushing & 1 TD + 2-72 receiving & 1 TD; Carlton 20-67 rushing & 1 TD + 2-12 receiving & 1 TD; Halftime: LSU, 28-6
N 15	Wake Forest	A	W	29-0	20,000	Lee 11-87 rushing & 1 TD; Carlton 21-78 rushing & 1 TD; Total offense: Duke 378, WF 210; Duke defense 3 INTs & 3 FRs
N 22	North Carolina (-/17)	A	W	7-6	44,500	Carlton 26-75 rushing & 1 TD + 1 PAT; Allie ends UNC final drive with INT at Duke 1 (4th); Duke defense 5 INTs; Total offense: Duke 178, UNC 263

	1st	2nd	3rd	4th	OT	Total
Duke	—	—	—	—	—	128
Opponents	—	—	—	—	—	131
TEAM STATISTICS	Duke			Opponents		
SCORING	128			131		
Points Per Game	12.8			13.1		
FIRST DOWNS	159			132		
Rushing	107			77		
Passing	45			48		
Penalty	7			7		
RUSHING YARDAGE	1,886			1,669		
Yards gained rushing	2,170			1,877		
Yards lost rushing	288			208		
Rushing Attempts	559			461		
Average Per Rush	3.4			3.6		
Average Per Game	188.6			166.9		
TDs Rushing	14			—		
PASSING YARDAGE	859			1,009		
Comp-Att-Int	73-150-9			71-169-15		
Average Per Pass	5.7			6.0		
Average Per Catch	11.8			14.2		
Average Per Game	85.9			100.9		
TDs Passing	5			5		
TOTAL OFFENSE	2,745			2,678		
Total Plays	709			630		
Average Per Play	3.9			4.3		
Average Per Game	274.5			267.8		
KICK RETURNS: #-Yards	29-575			27-553		
PUNT RETURNS: #-Yards	27-234			18-162		
INT RETURNS: #-Yards	15-172			9-141		
KICK RETURN AVERAGE	19.8			20.5		
PUNT RETURN AVERAGE	8.7			9.0		
INT RETURN AVERAGE	11.5			15.7		
FUMBLES-LOST	34-17			29-17		
PENALTIES-Yards	56-577			59-616		
Average Per Game	57.7			61.6		
PUNTS-Yards	64-1,988			58-2,037		
Average Per Punt	31.1			35.1		
Net punt average	—			—		
KICKOFFS-Yards	—			—		
Average Per Kick	—			—		
Net kick average	—			—		
TIME OF POSSESSION/Game	—			—		
3RD-DOWN Conversions	—			—		
3rd-Down Pct	—			—		
4TH-DOWN Conversions	—			—		
4th-Down Pct	—			—		
SACKS BY-Yards	—			—		
TOUCHDOWNS SCORED	19			18		
FIELD GOALS-ATTEMPTS	0-1			3-8		
ON-SIDE KICKS	—			—		
RED-ZONE SCORES	—			—		
RED-ZONE TOUCHDOWNS	—			—		
PAT-ATTEMPTS	(9-19) 47%			(10-18) 56%		

RUSHING									
Player	G	Att	Gain	Loss	Net	Avg	TD	Lg	Avg/G
W. Carlton	—	164	680	44	636	3.9	—	—	—
G. Dutrow	—	112	469	27	442	3.9	—	—	—
J.D. Lee	—	68	299	13	286	4.2	—	—	—
F. Bell	—	35	127	10	117	3.3	—	—	—
B. Cruikshank	—	26	110	0	110	4.2	—	—	—
R. Fetsko	—	29	99	8	91	3.1	—	—	—
D. Burch	—	20	96	7	89	4.4	—	—	—
R. Brodhead	—	48	153	114	39	0.8	—	—	—
B. Allie	—	14	28	0	28	2.0	—	—	—
R. Crummie	—	5	27	0	27	5.4	—	—	—
A. Cottingham	—	12	27	1	26	2.2	—	—	—
G. Harris	—	4	18	2	16	4.0	—	—	—
P. Millner	—	13	27	20	7	0.5	—	—	—
R. Honeycutt	—	8	11	13	-2	-2.0	—	—	—
Center Pass	—	1	0	23	-23	-23.0	—	—	—
PASSING									
Player	G	Effic	C-A-I	Pct	Yds	TD	Lg	Avg/G	
R. Brodhead	—	—	53-111-9	.477	651	3	—	—	—
P. Millner	—	—	6-12-0	.500	54	0	—	—	—
G. Dutrow	—	—	8-11-0	.727	84	2	—	—	—
W. Carlton	—	—	4-11-0	.364	53	0	—	—	—
G. Harris	—	—	1-3-0	.333	16	0	—	—	—
D. Padgett	—	—	1-1-0	1.000	1	0	—	—	—
M. McGee	—	—	0-1-0	.000	0	0	—	—	—
RECEIVING									
Player	G	No.	Yds	Avg	TD	Lg	Avg/G		
W. Carlton	—	17	189	11.1	2	—	—	—	—
C. Moorman	—	11	142	12.9	1	—	—	—	—
D. Padgett	—	9	112	12.4	1	—	—	—	—
R. Spada	—	7	98	14.0	0	—	—	—	—
R.B. Lattimore	—	7	82	11.7	0	—	—	—	—
G. Dutrow	—	4	61	15.3	0	—	—	—	—
J. Bartal	—	4	35	8.8	0	—	—	—	—
J.D. Lee	—	4	24	6.0	1	—	—	—	—
D. Sime	—	2	36	18.0	0	—	—	—	—
R. Honeycutt	—	2	31	15.5	0	—	—	—	—
D. Bumgarner	—	2	19	9.5	0	—	—	—	—
B. Cruikshank	—	1	15	15.0	0	15	—	—	—
B. Allie	—	1	14	14.0	0	14	—	—	—
J. Gardner	—	1	1	1.0	0	1	—	—	—
R. Fetsko	—	1	-7	-7.0	0	—	—	—	—
SCORING									
Player	TD	FG	Kick	Rush	Rcv	Pass	Dxp	Saf	Pts
W. Carlton	8	0-1	4-7	0-0	—	2-3	—	—	56
G. Dutrow	2	0-0	0-0	1-1	—	0-0	—	—	14
J.D. Lee	2	0-0	0-0	0-0	—	0-0	—	—	12
B. Cruikshank	1	0-0	0-0	1-1	—	0-0	—	—	8
D. Padgett	1	0-0	0-0	0-0	—	1-1	—	—	8
F. Bell	1	0-0	0-0	0-0	—	0-0	—	—	6
R. Brodhead	1	0-0	0-0	0-0	—	0-5	—	—	6
D. Burch	1	0-0	0-0	0-0	—	0-0	—	—	6
C. Moorman	1	0-0	0-0	0-0	—	0-0	—	—	6
R. Spada	1	0-0	0-0	0-0	—	0-0	—	—	6
A. Browning	0	0-0	0-1	0-0	—	0-0	—	—	0

PUNTING									
Player	No.	Yds	Avg	Lg	TB	FC	i20	50+	Blk
G. Dutrow	34	1,116	32.8	—	—	—	—	—	0
A. Cottingham	23	571	32.6	—	—	—	—	—	0
B. Allie	3	70	23.3	—	—	—	—	—	0
P. Millner	2	49	24.5	—	—	—	—	—	0
TEAM	2	0	0.0	—	—	—	—	—	2
KICKOFF RETURNS									
Player	No.	Yds	Avg	TD	Lg				
W. Carlton	13	332	25.5	0	—				
G. Dutrow	6	95	15.8	0	—				
J.D. Lee	4	75	18.7	0	—				
R. Brodhead	1	20	20.0	0	20				
B. Cruikshank	1	15	15.0	0	15				
J. Bartal	1	12	12.0	0	12				
R. Spada	1	10	10.0	0	10				
D. Bumgarner	1	10	10.0	0	10				
R.B. Lattimore	1	6	6.0	0	6				
PUNT RETURNS									
Player	No.	Yds	Avg	TD	Lg				
F. Bell	11	127	11.5	1	—				
W. Carlton	8	43	5.4	0	—				
P. Millner	3	19	6.3	0	—				
G. Dutrow	3	15	5.0	0	—				
R. Spada	1	23	23.0	0	23				
R. Brodhead	1	7	7.0	0	7				
INTERCEPTIONS									
Player	No.	Yds	Avg	TD	Lg				
B. Allie	3	31	10.3	0	—				
R. Brodhead	2	37	18.5	0	—				
J. Bartal	2	27	13.5	0	—				
P. Millner	2	0	0.0	0	—				
W. Carlton	1	29	29.0	0	29				
D. Bumgarner	1	22	22.0	0	22				
R. Crummie	1	10	10.0	0	10				
R. Bostian	1	6	6.0	0	6				
F. Bell	1	0	0.0	0	—				
T. Royall	1	0	0.0	0	—				
FIELD GOALS									
Player	FGM-A	Pct	1-19	20-29	30-39	40-49	50+	Lg	Blk
W. Carlton	0-1	.000	—	—	—	—	—	—	—
TOTAL OFFENSE LEADERS									
Player	G	Plays	Rush	Pass	Total	Avg/G			
—									
ALL PURPOSE YARDAGE LEADERS									
Player	G	Rush	Rec	PR	KOR	IR	Total	Avg/G	
—									
TACKLE LEADERS									
Player	G	UA	A	Tot	TFL/Yds	Sacks/Yds	PBU		
—									
CAUSED FUMBLES									
—									

1959

Overall Record: 4-6 ACC: 2-3 (6th)

Head Coach: Bill Murray  
Assistant Coaches: Ace Parker (OB), Herschel Caldwell (DE), Carmen Falcone (DB), Marty Pierson (OE), Doug Knotts (DL), Ted Youngling (OL), Bob Cox (Freshman)  
Starting Lineup: LE Dwight Bumgarner, LT Don Denne or Jim Swofford, LG Art Browning, C Ted Royall, RG Mike McGee, RT Jim Gardner or Dave Bosson, RE Robert Spada or Bob Fetsko, QB George Harris (7) or Don Altman (3), LHB Bunny Bell or Joel Arrington, RHB Jack Withrow or J.D. Lee, FB Bob Crummie; SPECIAL TEAMS: K Art Browning or Jack Bush, P George Harris or Joel Arrington  
Captain: Mike McGee | Team MVP: Mike McGee  
All-ACC: Joel Arrington<sup>1</sup>, Dwight Bumgarner<sup>2</sup>, Jim Gardner<sup>2</sup>, Mike McGee<sup>3</sup>  
All-America: Mike McGee<sup>1</sup> | Academic All-America: Butch Allie, Ed Lyon  
Miscellaneous Awards: Outland Trophy (Mike McGee), ACC Player of the Year (Mike McGee)

S 19	South Carolina	A	L	7-12	37,000	SCAR HB Norton GW 55-yard TD rush (7:02; 4th); Duke final drive TO on downs at SCAR 37 (1:26; 4th); Moorman 58-yard TD reception
S 26	Ohio State (-/12)	A	L	13-14	82,834	OHST K Kilgore GW PAT after E Bryant 22-yard TD pass from QB Matte (1:51; 4th); Wilson 11-84 rushing & 1 TD; Total offense: Duke 227, OSU 270
O 3	Rice	H	W	24-7	21,000	Arrington 19-101 rushing & 1 TD, 1-22 KOR + 5-216 punting; Lee 9-38 rushing & 1 TD; Total offense: Duke 278, RICE 144
O 10	Pittsburgh	A	L	0-12	38,749	PITT E Ditka 5-97 receiving & 1 TD (56); PITT HB Scisly 14-51 rushing & 1 TD; Withrow 5-27 rushing; Total offense: Duke 103, PITT 292
O 17	Army	H	L	6-21	33,500	ARMY QB Caldwell 15-21, 177 yards; ARMY E Carpenter 9-103 receiving; Crummie 12-56 rushing & 1 TD; Total offense: Duke 199, ARMY 312
O 24	N.C. State	A	W	17-15	14,000	Wilson 7-16 rushing & 1 TD + 61-yard INT return for TD; NCS QB Wojcicki 43-yard FGA failed (4th); Total offense: Duke 170, NCS 236
O 31	Georgia Tech (-/9)	A	W	10-7	44,174	Browning GW 28-yard FG (7:34; 4th); Arrington 8-122 rushing & 1 TD (83) + 4-150 punting; Total offense: Duke 249, GT 115
N 7	Clemson (-/10)	A	L	0-6	40,000	CLEM HB Mathis 12-49 rushing; CLEM E Bost 30-yard TD pass from QB Shingler; Arrington 11-58 rushing; Total offense: Duke 181, CLEM 236
N 14	Wake Forest	H	W	27-15	25,000	Arrington 15-63 rushing & 2 TDs; Wilson 16-72 rushing; WF QB Snead 14-36, 207 yards & 2 TDs; Duke defense 4 INTs & 2 FRs
N 26	North Carolina	H	L	0-50	33,000	UNC FB Klochak 6-24 rushing & 1 TD + 93-yard KOR for TD; UNC 231 rushing yards & 6 TDs; Harris 11-21, 142 yards; Duke 6 TOS

	1st	2nd	3rd	4th	OT	Total
Duke	—	—	—	—	—	104
Opponents	—	—	—	—	—	159
TEAM STATISTICS	Duke			Opponents		
SCORING	104			159		
Points Per Game	10.4			15.9		
FIRST DOWNS	120			145		
Rushing	82			80		
Passing	32			61		
Penalty	6			4		
RUSHING YARDAGE	1,532			1,509		
Yards gained rushing	1,830			1,690		
Yards lost rushing	298			181		
Rushing Attempts	485			461		
Average Per Rush	3.2			3.3		
Average Per Game	153.2			150.9		
TDs Rushing	9			—		
PASSING YARDAGE	665			1,115		
Comp-Att-Int	53-111-7			81-185-12		
Average Per Pass	6.0			6.0		
Average Per Catch	12.5			13.8		
Average Per Game	66.5			111.5		
TDs Passing	4			5		
TOTAL OFFENSE	2,197			2,624		
Total Plays	596			646		
Average Per Play	3.7			4.1		
Average Per Game	219.7			262.4		
KICK RETURNS: #-Yards	30-552			25-593		
PUNT RETURNS: #-Yards	25-180			33-241		
INT RETURNS: #-Yards	12-221			7-102		
KICK RETURN AVERAGE	18.4			23.7		
PUNT RETURN AVERAGE	7.2			7.3		
INT RETURN AVERAGE	18.4			14.6		
FUMBLES-LOST	26-17			22-12		
PENALTIES-Yards	47-381			45-402		
Average Per Game	38.1			40.2		
PUNTS-Yards	64-2,119			59-2,075		
Average Per Punt	33.1			35.2		
Net punt average	—			—		
KICKOFFS-Yards	—			—		
Average Per Kick	—			—		
Net kick average	—			—		
TIME OF POSSESSION/Game	—			—		
3RD-DOWN Conversions	—			—		
3rd-Down Pct	—			—		
4TH-DOWN Conversions	—			—		
4th-Down Pct	—			—		
SACKS BY-Yards	—			—		
TOUCHDOWNS SCORED	14			23		
FIELD GOALS-ATTEMPTS	3-4			1-5		
ON-SIDE KICKS	—			—		
RED-ZONE SCORES	—			—		
RED-ZONE TOUCHDOWNS	—			—		
PAT-ATTEMPTS	(11-14) 78%			(16-23) 69%		

RUSHING									
Player	G	Att	Gain	Loss	Net	Avg	TD	Lg	Avg/G
J. Arrington	—	92	463	19	444	4.8	—	—	—
J. Wilson	—	97	394	18	376	3.9	—	—	—
J.D. Lee	—	48	203	30	173	3.6	—	—	—
R. Crummie	—	37	148	2	146	4.0	—	—	—
F. Bell	—	50	146	7	139	2.8	—	—	—
J. McGee	—	35	139	0	139	4.0	—	—	—
W. Withrow	—	23	86	2	84	3.7	—	—	—
D. Wright	—	25	84	13	71	2.8	—	—	—
R. Garda	—	7	23	7	16	2.8	—	—	—
J. Harris	—	55	121	105	16	0.3	—	—	—
R. Clark	—	1	1	0	1	1.0	—	—	—
D. Altman	—	19	22	95	-73	-3.8	—	—	—
R. Honeycutt	—	1	0	0	0	0.0	—	—	—
PASSING									
Player	G	Effic	C-A-I	Pct	Yds	TD	Lg	Avg/G	
D. Altman	—	—	19-30-2	.633	214	1	—	—	—
J. Harris	—	—	27-65-5	.415	381	2	—	—	—
J. Wilson	—	—	6-12-0	.500	65	0	—	—	—
D. Wright	—	—	1-1-0	1.000	5	1	—	—	—
J.D. Lee	—	—	0-2-0	.000	0	0	—	—	—
J. McGee	—	—	0-1-0	.000	0	0	—	—	—
RECEIVING									
Player	G	No.	Yds	Avg	TD	Lg	Avg/G		
J. Arrington	—	13	124	9.5	1	—	—	—	—
D. Bumgarner	—	8	86	10.8	0	—	—	—	—
C. Moorman	—	6	91	15.2	1	—	—	—	—
J. Wilson	—	5	106	21.2	1	—	—	—	—
R. Fetsko	—	5	60	12.0	0	—	—	—	—
F. Bell	—	4	59	14.8	1	—	—	—	—
R. Garda	—	3	66	22.0	0	—	—	—	—
W. Withrow	—	3	12	4.0	0	—	—	—	—
R. Crummie	—	2	23	11.5	0	—	—	—	—
D. Gelbert	—	2	21	10.5	0	—	—	—	—
J.D. Lee	—	1	14	14.0	0	—	—	—	—
D. Unser	—	1	7	7.0	0	—	—	—	—
SCORING									
Player	TD	FG	Kick	Rush	Rcv	Pass	Dxp	Saf	Pts
J. Wilson	4	0-0	0-0	0-0	0	0-0	—	—	24
J. Arrington	4	0-0	0-0	0-0	0	0-0	—	—	24
A. Browning	0	2-3	8-9	0-0	0	0-0	—	—	14
F. Bell	2	0-0	0-0	0-0	0	0-0	—	—	12
J. Bush	0	1-2	3-3	0-0	0	0-0	—	—	6
R. Crummie	1	0-0	0-0	0-0	0	0-0	—	—	6
J. McGee	1	0-0	0-0	0-0	0	0-0	—	—	6
C. Moorman	1	0-0	0-0	0-0	0	0-0	—	—	6
J.D. Lee	1	0-0	0-0	0-0	0	0-0	—	—	6
D. Altman	0	0-0	0-0	0-0	0	0-1	—	—	0
J. Harris	0	0-0	0-0	0-0	0	0-1	—	—	0
PUNTING									
Player	No.	Yds	Avg	Lg	TB	FC	I20	50+	Blk
J. Arrington	44	1,403	31.9	—	—	—	—	—	0
J. Clark	8	283	35.4	—	—	—	—	—	0
J. Harris	9	231	25.6	—	—	—	—	—	0
D. Wright	2	39	19.5	—	—	—	—	—	0
TEAM	1	0	0.0	—	—	—	—	—	1

KICKOFF RETURNS					
Player	No.	Yds	Avg	TD	Lg
J. Arrington	7	158	22.6	0	—
D. Gelbert	6	99	16.5	0	—
F. Bell	4	79	19.7	0	—
R. Crummie	3	47	15.7	0	—
D. Bumgarner	3	41	13.7	0	—
W. Withrow	2	56	28.0	0	—
J.D. Lee	2	38	19.0	0	—
J. Wilson	1	16	16.0	0	16
J. Harris	1	15	15.0	0	15
M. McGee	1	3	3.0	0	3
D. Unser	1	0	0.0	0	—

PUNT RETURNS					
Player	No.	Yds	Avg	TD	Lg
F. Bell	7	43	6.1	0	—
J. Arrington	6	71	11.8	0	—
D. Altman	4	25	6.3	0	—
D. Wright	3	23	7.7	0	—
J. Harris	3	9	3.0	0	—
TEAM	1	8	8.0	0	8
R. Garda	1	4	4.0	0	4

INTERCEPTIONS					
Player	No.	Yds	Avg	TD	Lg
J. Wilson	3	118	39.3	1	—
J. Harris	1	33	33.0	—	—
R. Fetsko	1	25	25.0	—	—
J. Tinnell	1	19	19.0	—	—
J. McGee	1	10	10.0	—	—
D. Altman	1	8	8.0	—	—
T. Royall	1	4	4.0	—	—
R. Spada	1	3	3.0	—	—
D. Unser	1	1	1.0	—	—
D. Gelbert	1	0	0.0	—	—

FIELD GOALS									
Player	FGM-A	Pct	1-19	20-29	30-39	40-49	50+	Lg	Blk
A. Browning	2-3	.667	—	—	—	—	—	—	—
J. Bush	1-2	.500	—	—	—	—	—	—	—

TOTAL OFFENSE LEADERS					
Player	G	Plays	Rush	Pass	Total Avg/G
—					

1960

Overall Record: 8-3 ACC: 5-1 (1st) Final National Ranking: 10th (AP); 11th (UPI)

Atlantic Coast Conference Champions • Cotton Bowl

Head Coach: Bill Murray  
Assistant Coaches: Ace Parker (OB), Herschel Caldwell (DE), Carmen Falcone (DB), Marty Pierson (OE), Doug Knotts (DL), Ted Youngling (OL), Bob Cox (Freshman)  
Starting Lineup: LE Tee Moorman, LT Dwight Bumgarner, LG Art Browning, C Butch Allie, RG Jean Berry, RT Dave Bosson, RE Robert Spada or Dave Unser, QB Don Altman, LHB Joel Arrington, RHB Jack Wilson, FB Jerry McGee; **SPECIAL TEAMS:** K Art Browning or Bill Reynolds, P Joel Arrington or Dean Wright  
Captains: Art Browning & Butch Allie | **Team MVP:** Tee Moorman  
All-ACC: Don Altman<sup>2</sup>, Art Browning<sup>1</sup>, Dwight Bumgarner<sup>1</sup>, Mark Leggett<sup>1</sup>, Tee Moorman<sup>1</sup>  
All-America: Dwight Bumgarner<sup>3</sup>, Tee Moorman<sup>1</sup> | **Academic All-America:** Butch Allie  
Miscellaneous Awards: ACC Jacobs Blocking Trophy (Dwight Bumgarner)

S 24	South Carolina	A	W	31-0	37,000	Moorman 11-121 receiving & 1 TD (23); Altman 14-19, 150 yards; Leggett 11-82 rushing & 1 TD; Total offense: Duke 526, SCAR 192
O 1	Maryland	A	W	20-7	25,000	Arrington 14-61 rushing; Wilson 9-33 & 1 TD; Duke defense 5 INTs & 1 FR; Total offense: Duke 225, MD 266
O 8	Michigan	A	L	6-31	77,183	MICH HB Raimsey 13-114 rushing & 2 TDs; MICH QB Glinka 8-14, 111 yards & 1 TD; Arrington 12-64 rushing; Duke 5 TOs
O 15	N.C. State	H	W	17-13	28,000	Wright 10-39 rushing & 1 TD; NCS QB Gabriel 16-30, 182 yards & 1 TD; NCS TO on downs at Duke 16 (3:20; 4th); Duke defense 2 INTs
O 22	Clemson	H	W	21-6	33,000	Leggett 8-89 rushing & 1 TD (70); Altman 7-9, 43 yards; CLEM QB Shingler 7-21, 75 yards; Duke defense 2 INTs & 2 FRs
O 29	Georgia Tech (15-)	H	W	6-0	40,000	Wright GW 1-yard TD rush (11:30; 4th); Altman 9-10, 71 yards; Rappold 6-6, 72 yards; Total offense: Duke 307, GT 125; 1st downs: Duke 19, GT 7
N 5	Navy (13/4)	H	W	19-10	46,000	Burch 6-54 rushing & 1 TD; Altman 7-9, 51 yards; NAVY QB Spooner 13-20, 133 yards & 1 TD; Total offense: Duke 254, NAVY 292; Halftime: NAVY, 10-0
N 12	Wake Forest (7/-)	A	W	34-7	16,500	Altman 6-8, 54 yards & 1 TD; Rappold 2 TD rushes; Garda 2 INTs; WF QB Sneed 13-33, 236 yards & 1 TD + 3 INTs
N 19	North Carolina (6/-)	A	L	6-7	42,000	UNC K Elliott GW PAT after QB Farris 3-yard TD rush (2:00; 4th); Burch 12-56 rushing & 1 TD; Last two Duke drives: lost fumble & INT
D 3	UCLA (10/-)	A	L	6-27	23,357	UCLA HB Kilmer 27-147 rushing & 1 TD + 3-8, 53 yards & 1 TD; Altman 8-16, 63 yards & 3 INTs; Total offense: Duke 218, UCLA 375
J 2	+Arkansas (10/7)	N <sup>1</sup>	W	7-6	74,000	Browning GW PAT after Moorman 9-yard TD pass from Altman (2:45; 4th); Altman 12-15, 83 yards & 1 TD; Total offense: Duke 189, ARK 219

N<sup>1</sup> Dallas, Texas

+ Cotton Bowl

	1st	2nd	3rd	4th	OT	Total
Duke	—	—	—	—	—	173
Opponents	—	—	—	—	—	114

TEAM STATISTICS	Duke	Opponents
SCORING	173	114
Points Per Game	15.7	10.4
FIRST DOWNS	170	139
Rushing	103	83
Passing	62	62
Penalty	5	4
RUSHING YARDAGE	1,966	1,587
Yards gained rushing	2,130	1,734
Yards lost rushing	164	137
Rushing Attempts	530	432
Average Per Rush	3.7	3.7
Average Per Game	178.7	144.3
TDs Rushing	—	—
PASSING YARDAGE	1,042	1,277
Comp-Att-Int	120-192-11	104-222-18
Average Per Pass	5.4	5.8
Average Per Catch	8.7	12.3
Average Per Game	248.1	243.9
TDs Passing	4	5
TOTAL OFFENSE	3,008	2,864
Total Plays	—	—
Average Per Play	—	—
Average Per Game	273.5	260.4
KICK RETURNS: #-Yards	27-451	34-689
PUNT RETURNS: #-Yards	28-281	22-213
INT RETURNS: #-Yards	18-126	11-57
KICK RETURN AVERAGE	16.7	20.3
PUNT RETURN AVERAGE	10.0	9.7
INT RETURN AVERAGE	7.0	5.2
FUMBLES-LOST	27-18	19-14
PENALTIES-Yards	31-320.5	36-390
Average Per Game	29.1	35.5
PUNTS-Yards	58-2,071	58-2,067
Average Per Punt	35.7	35.6
Net punt average	—	—
KICKOFFS-Yards	—	—
Average Per Kick	—	—
Net kick average	—	—
TIME OF POSSESSION/Game	—	—
3RD-DOWN Conversions	—	—
3rd-Down Pct	—	—
4TH-DOWN Conversions	—	—
4th-Down Pct	—	—
SACKS BY-Yards	—	—
TOUCHDOWNS SCORED	24	17
FIELD GOALS-ATTEMPTS	3-7	1-2
ON-SIDE KICKS	—	—
RED-ZONE SCORES	—	—
RED-ZONE TOUCHDOWNS	—	—
PAT-ATTEMPTS	(17-24) 71%	(8-17) 47%

RUSHING									
Player	G	Att	Gain	Loss	Net	Avg	TD	Lg	Avg/G
M. Leggett	—	92	455	11	444	4.8	—	—	—
D. Wright	—	88	353	11	342	3.9	—	—	—
J. Wilson	—	88	367	20	347	3.9	—	—	—
J. Arrington	—	62	264	7	257	4.2	—	—	—
D. Burch	—	53	207	0	207	3.9	—	—	—
J. McGee	—	31	127	2	125	4.0	—	—	—
W. Rappold	—	26	79	22	57	2.2	—	—	—
G. Wilson	—	10	47	0	47	4.7	—	—	—
R. Garda	—	15	48	3	45	3.0	—	—	—
J. Tinnell	—	17	49	2	47	2.8	—	—	—
D. Bridges	—	10	34	0	34	3.4	—	—	—
R. Wyatt	—	6	19	0	19	3.2	—	—	—
G. Garner	—	6	18	17	1	0.2	—	—	—
C. Clark	—	1	0	0	-6	-6.0	—	—	—

PASSING									
Player	G	Effic	C-A-I	Pct	Yds	TD	Lg	Avg/G	
D. Altman	—	—	80-119-6	.672	635	3	—	—	—
W. Rappold	—	—	36-67-4	.537	362	0	—	—	—
G. Garner	—	—	2-3-0	.667	25	1	—	—	—
D. Wright	—	—	2-2-0	1.000	20	0	—	—	—
R. Wyatt	—	—	0-1-1	.000	0	0	—	—	—

RECEIVING									
Player	G	No.	Yds	Avg	TD	Lg	Avg/G		
C. Moorman	—	54	476	8.8	3	—	—	—	—
J. Wilson	—	14	93	6.6	0	—	—	—	—
P. Widener	—	13	126	9.7	0	—	—	—	—
E. Chesnutt	—	13	107	8.2	1	—	—	—	—
D. Wright	—	10	80	8.0	0	—	—	—	—
M. Leggett	—	7	79	11.3	0	—	—	—	—
J. Arrington	—	3	13	4.3	0	—	—	—	—
R. Spada	—	2	13	6.5	0	—	—	—	—
A. Gregory	—	1	33	33.0	0	33	—	—	—
R. Garda	—	1	9	9.0	0	9	—	—	—
J. McGee	—	1	7	7.0	0	7	—	—	—
G. Wilson	—	1	6	6.0	0	6	—	—	—

SCORING											
Player	TD	FG	Kick	Rush	Rcv	Pass	Dxp	Saf	Pts		
D. Wright	5	0-0	0-0	2-2	0	0-0	—	—	34		
D. Burch	5	0-0	0-0	0-0	0	0-0	—	—	30		
M. Leggett	3	0-0	0-0	1-1	0	0-0	—	—	20		
C. Moorman	3	0-0	0-0	0-0	0	0-0	—	—	18		
W. Rappold	3	0-0	0-0	0-0	0	0-0	—	—	18		
W. Reynolds	0	3-7	8-10	0-0	0	0-0	—	—	17		
J. Wilson	2	0-0	0-0	0-0	0	0-0	—	—	12		
J. Arrington	1	0-0	0-0	0-0	0	0-0	—	—	6		
A. Browning	0	0-0	6-9	0-0	0	0-0	—	—	6		
E. Chesnutt	1	0-0	0-0	0-0	0	0-0	—	—	6		
J. Tinnell	1	0-0	0-0	0-0	0	0-0	—	—	6		
J. Bush	0	0-0	0-1	0-0	0	0-0	—	—	0		
D. Altman	0	0-0	0-0	0-0	0	0-1	—	—	0		

PUNTING											
Player	No.	Yds	Avg	Lg	TB	FC	i20	50+	Blk		
R. Clark	42	1,520	36.2	—	—	—	—	—	0		
J. Arrington	16	551	34.9	—	—	—	—	—	0		

KICKOFF RETURNS					
Player	No.	Yds	Avg	TD	Lg
M. Leggett	8	149	18.6	0	—
J. Arrington	5	98	19.6	0	—
J. Wilson	4	89	22.3	0	—
J. McGee	3	32	10.6	0	—
P. Widener	2	24	12.0	0	—
R. Spada	2	19	9.5	0	—
D. Unser	1	21	21.0	0	21
D. Altman	1	14	14.0	0	14
C. Moorman	1	5	5.0	0	5

PUNT RETURNS					
Player	No.	Yds	Avg	TD	Lg
D. Altman	12	109	9.1	0	—
M. Leggett	10	136	13.5	0	—
J. Arrington	4	23	5.8	0	—
W. Rappold	1	8	8.0	0	8
J. Wilson	1	5	5.0	0	5

INTERCEPTIONS					
Player	No.	Yds	Avg	TD	Lg
B. Allie	3	52	17.3	0	—
R. Garda	3	22	7.3	0	—
D. Altman	3	0	0.0	0	—
J. Tinnell	2	22	11.0	0	—
J. Wilson	2	0	0.0	0	—
J. McGee	1	16	16.0	0	16
M. Leggett	1	11	11.0	0	11
E. Chesnutt	1	3	3.0	0	3
D. Unser	1	0	0.0	0	—
W. Rappold	1	0	0.0	0	—

FIELD GOALS											
Player	FGM-A	Pct	1-19	20-29	30-39	40-49	50+	Lg	Blk		
W. Reynolds	3-7	.428	—	—	—	—	—	—	—		

TOTAL OFFENSE LEADERS						
Player	G	Plays	Rush	Pass	Total	Avg/G
—						

ALL PURPOSE YARDAGE LEADERS										
Player	G	Rush	Rec	PR	KOR	IR	Total	Avg/G		
—										

TACKLE LEADERS									
Player	G	UA	A	Tot	TFL/Yds	Sacks/Yds	PBU		
—									

CAUSED FUMBLES

—

FUMBLE RECOVERIES

—

1961

Overall Record: 7-3 ACC: 5-1 (1st) Final National Ranking: 20th (AP)

Atlantic Coast Conference Champions

Head Coach: Bill Murray  
Assistant Coaches: Ace Parker (OB), Herschel Caldwell (DE), Carmen Falcone (DB), Marty Pierson (OE), Doug Knotts (DL), Ted Youngling (OL), Bob Cox (Freshman)  
Starting Lineup: LE Pete Widener, LT Art Gregory, LG Johnny Markas, C Paul Bengel, RG Jean Berry, RT Dick Havens, RE Dave Unser, QB Walt Rappold, LHB Dean Wright or Joel Arrington, RHB Mark Leggett, FB John Tinnell; SPECIAL TEAMS: K William Reynolds, P Randy Clark  
Captain: Jack Wilson | Team MVP: Dean Wright  
All-ACC: Jean Berry<sup>1</sup>, Art Gregory<sup>1</sup>, Mark Leggett<sup>2</sup>, Walt Rappold<sup>2</sup>  
All-America: Art Gregory<sup>2</sup> | Academic All-America: —  
Miscellaneous Awards: ACC Jacobs Blocking Trophy (Art Gregory)

S 23	South Carolina	A	W	7-6	35,000	Reynolds GW PAT after Burch 3-yard TD rush (2:00: 4th); Leggett 11-45 rushing; Total offense: Duke 254, SCAR 172; TOs: Duke 5, SCAR 4
S 30	Virginia	N <sup>1</sup>	W	42-0	20,000	Garner 6-6, 134 yards & 2 TDs (43 & 46); Rappold 2-2, 77 yards & 1 TD; Total offense: Duke 380, UVA 161; Duke 28 points in 2nd quarter
O 7	Wake Forest	H	W	23-3	20,000	Rappold 8-15, 109 yards & 2 TDs; Garner 6-7, 38 yards & 1 TD; Futrell 5-41 receiving & 2 TDs; Halftime: Duke, 14-3
O 14	Georgia Tech	A	L	0-21	44,015	GT RB Graning 10-46 rushing & 1 TD; Garner 4-9, 13 yards; Total offense: Duke 67, GT 292; Turnovers: Duke 4, GT 1
O 21	Clemson	H	L	7-17	30,000	CLEM RB Lam 11-69 rushing; CLEM QB Parker 14-51 rushing & 1 TD + 7-16, 120 yards; Rappold 7-10, 112 yards & 1 TD (60)
O 28	N.C. State	A	W	17-6	21,800	Wilkinson 6-160 PR & 1 TD (82); Wright 8-19 rushing & 1 TD; Garner 7-9, 59 yards; Total offense: Duke 334, NCS 141
N 4	Michigan	A	L	14-28	56,488	MICH RB Rainey 15-116 rushing; MICH QB Glinka 4-8, 76 yards & 2 TDs; Burch 14-53 rushing & 2 TDs; Leggett 8-46 rushing; Halftime: MICH, 21-0
N 11	Navy	N <sup>2</sup>	W	30-9	32,000	Rappold 6-10, 157 yards & 1 TD (77) + 5-67 rushing & 1 TD (55); Wilson 54-yard INT return for TD; Duke defense 4 INTs
N 18	North Carolina	H	W	6-3	41,000	Reynolds GW 39-yard FG (0:02: 4th); Wright INT & 36-yard return + UNC 15-yard penalty set up GW FG; Reynolds 25-yard FG (5:30: 4th)
D 2	Notre Dame	H	W	37-13	35,000	Rappold 12-19, 173 yards & 2 TDs; Wright 10-54 rushing; 1st downs: Duke 28, ND 15; Total offense: Duke 440, ND 306; Duke defense 3 INTs
N <sup>1</sup>	Richmond, Va.					
N <sup>2</sup>	Norfolk, Va.					

	1st	2nd	3rd	4th	OT	Total
Duke	—	—	—	—	—	183
Opponents	—	—	—	—	—	106
TEAM STATISTICS	Duke			Opponents		
SCORING	183			106		
Points Per Game	18.3			10.6		
FIRST DOWNS	164			123		
Rushing	94			69		
Passing	62			46		
Penalty	8			8		
RUSHING YARDAGE	1,574			1,320		
Yards gained rushing	1,767			1,499		
Yards lost rushing	193			179		
Rushing Attempts	445			403		
Average Per Rush	3.5			3.3		
Average Per Game	157.4			132.0		
TDs Rushing	—			—		
PASSING YARDAGE	1,409			921		
Comp-Att-Int	111-187-9			77-174-16		
Average Per Pass	7.5			5.3		
Average Per Catch	12.7			11.9		
Average Per Game	140.9			92.1		
TDs Passing	12			4		
TOTAL OFFENSE	2,983			2,241		
Total Plays	—			—		
Average Per Play	—			—		
Average Per Game	298.3			224.1		
KICK RETURNS: #-Yards	25-489			34-767		
PUNT RETURNS: #-Yards	35-428			15-146		
INT RETURNS: #-Yards	16-219			9-127		
KICK RETURN AVERAGE	19.6			22.6		
PUNT RETURN AVERAGE	12.2			9.8		
INT RETURN AVERAGE	13.7			14.1		
FUMBLES-LOST	24-14			15-6		
PENALTIES-Yards	38-325			42-370		
Average Per Game	32.5			37.0		
PUNTS-Yards	49-1,749			64-2,294		
Average Per Punt	35.7			35.8		
Net punt average	—			—		
KICKOFFS-Yards	—			—		
Average Per Kick	—			—		
Net kick average	—			—		
TIME OF POSSESSION/Game	—			—		
3RD-DOWN Conversions	—			—		
3rd-Down Pct	—			—		
4TH-DOWN Conversions	—			—		
4th-Down Pct	—			—		
SACKS BY-Yards	—			—		
TOUCHDOWNS SCORED	24			13		
FIELD GOALS-ATTEMPTS	5-7			7-9		
ON-SIDE KICKS	—			—		
RED-ZONE SCORES	—			—		
RED-ZONE TOUCHDOWNS	—			—		
PAT-ATTEMPTS	(19-24) 79%			(9-13) 69%		

RUSHING									
Player	G	Att	Gain	Loss	Net	Avg	TD	Lg	Avg/G
M. Leggett	—	86	335	17	318	3.7	—	—	—
D. Wright	—	68	258	7	251	3.7	—	—	—
D. Burch	—	49	222	2	220	4.5	—	—	—
W. Rappold	—	45	271	99	172	3.8	—	—	—
J. Arrington	—	51	182	10	172	3.4	—	—	—
J. Wilson	—	34	107	9	98	2.9	—	—	—
R. Bostock	—	27	89	1	88	3.3	—	—	—
J. Tinnell	—	15	62	0	62	4.1	—	—	—
B. Futrell	—	11	49	0	49	4.5	—	—	—
G. Garner	—	29	97	56	41	1.4	—	—	—
R. Wyatt	—	8	35	0	35	4.4	—	—	—
W. Reynolds	—	4	21	0	21	5.3	—	—	—
R. Haw	—	9	16	0	16	1.8	—	—	—
G. Wilson	—	5	10	0	10	2.0	—	—	—
D. Bridges	—	3	7	0	7	2.3	—	—	—
PASSING									
Player	G	Effic	C-A-I	Pct	Yds	TD	Lg	Avg/G	
G. Garner	—	—	56-86-4	.652	549	5	—	—	—
W. Rappold	—	—	54-96-5	.563	657	7	—	—	—
J. Stoltz	—	—	1-4-0	.250	3	0	—	—	—
D. Wright	—	—	0-1-0	.000	0	0	—	—	—
RECEIVING									
Player	G	No.	Yds	Avg	TD	Lg	Avg/G		
S. Crisson	—	20	241	12.1	2	—	—	—	—
P. Widener	—	17	182	10.7	0	—	—	—	—
D. Wright	—	15	131	8.7	0	—	—	—	—
J. Wilkinson	—	12	210	17.5	2	—	—	—	—
M. Leggett	—	12	187	15.6	2	—	—	—	—
J. Wilson	—	9	168	18.7	1	—	—	—	—
J. Arrington	—	7	35	5.0	0	—	—	—	—
B. Futrell	—	6	87	14.5	3	—	—	—	—
C. Potts	—	6	67	11.2	1	—	—	—	—
W. Reynolds	—	2	51	25.5	0	—	—	—	—
D. Unser	—	2	20	10.0	0	—	—	—	—
R. Haw	—	2	20	10.0	0	—	—	—	—
D. Gelbert	—	1	4	4.0	0	4	—	—	—
SCORING									
Player	TD	FG	Kick	Rush	Rcv	Pass	Dxp	Saf	Pts
W. Reynolds	0	5-7	16-19	0-0	0	0-0	—	0	31
J. Wilkinson	4	0-0	0-0	0-0	0	0-0	—	0	24
M. Leggett	3	0-0	0-0	1-1	1	0-0	—	0	22
D. Burch	3	0-0	0-0	0-0	0	0-0	—	0	18
B. Futrell	3	0-0	0-0	0-0	0	0-0	—	0	18
S. Crisson	2	0-0	0-0	0-0	0	0-0	—	0	12
W. Rappold	2	0-0	0-0	0-1	0	0-0	—	0	12
J. Wilson	2	0-0	0-0	0-1	0	0-0	—	0	12
J. Arrington	1	0-0	0-0	0-0	0	0-0	—	0	6
G. Garner	1	0-0	0-0	0-0	0	0-0	—	0	6
C. Potts	1	0-0	0-0	0-0	0	0-0	—	0	6
P. Widener	1	0-0	0-0	0-0	0	0-0	—	0	6
D. Wright	1	0-0	0-0	0-0	0	0-0	—	0	6
J. Stoltz	0	0-0	0-0	0-0	0	1-1	—	0	2
TEAM	0	0-0	0-0	0-0	0	0-0	—	1	2
PUNTING									
Player	No.	Yds	Avg	Lg	TB	FC	i20	50+	Blk
R. Clark	47	1727	36.8	—	—	—	—	—	0
R. Haw	1	22	22.0	22	—	—	—	—	0
TEAM	1	0	0.0	—	—	—	—	—	1

KICKOFF RETURNS									
Player	No.	Yds	Avg	TD	Lg				
M. Leggett	11	231	21.0	0	—				
J. Wilkinson	4	72	18.0	0	—				
D. Wright	3	61	20.3	0	—				
J. Arrington	2	40	20.0	0	—				
J. Tinnell	1	22	22.0	0	22				
J. Wilson	1	20	20.0	0	20				
W. Rappold	1	15	15.0	0	15				
P. Widener	1	14	14.0	0	14				
D. Unser	1	14	14.0	0	14				
PUNT RETURNS									
Player	No.	Yds	Avg	TD	Lg				
J. Wilkinson	22	328	14.9	2	—				
M. Leggett	7	66	9.4	0	—				
G. Garner	5	28	5.6	0	—				
W. Rappold	1	6	6.0	0	6				
INTERCEPTIONS									
Player	No.	Yds	Avg	TD	Lg				
J. Wilson	4	105	26.3	1	—				
D. Wright	3	47	15.7	0	—				
G. Garner	3	46	15.3	0	—				
R. Wyatt	2	3	1.5	0	—				
P. Bengel	1	13	13.0	0	13				
K. Williams	1	9	9.0	0	9				
P. Widener	1	0	0.0	0	—				
W. Rappold	1	0	0.0	0	—				
FIELD GOALS									
Player	FGM-A	Pct	1-19	20-29	30-39	40-49	50+	Lg	Blk
W. Reynolds	5-7	.714	—	—	—	—	—	—	—
TOTAL OFFENSE LEADERS									
Player	G	Plays	Rush	Pass	Total	Avg/G			
—									
ALL PURPOSE YARDAGE LEADERS									
Player	G	Rush	Rec	PR	KOR	IR	Total	Avg/G	
—									
TACKLE LEADERS									
Player	G	UA	A	Tot	TFL/Yds	Sacks/Yds	PBU		
—									
CAUSED FUMBLES									
—									
FUMBLE RECOVERIES									
—									



*Atlantic Coast Conference Champions*

**Miscellaneous Awards:** ACC Coach of the Year (Bill Murray), ACC Jacobs Blocking Trophy (Art Gregory)

N<sup>1</sup> Jacksonville, Fla.

PARA-ATTEMPT TO	(20-25) 77%	(11-14) 100%
1. <i>Identify the problem</i>	100%	100%
2. <i>Identify the cause</i>	100%	100%
3. <i>Identify the effect</i>	100%	100%
4. <i>Identify the solution</i>	100%	100%
5. <i>Identify the action</i>	100%	100%
6. <i>Identify the result</i>	100%	100%
7. <i>Identify the feedback</i>	100%	100%
8. <i>Identify the evaluation</i>	100%	100%
9. <i>Identify the conclusion</i>	100%	100%
10. <i>Identify the recommendation</i>	100%	100%
11. <i>Identify the action plan</i>	100%	100%
12. <i>Identify the follow-up</i>	100%	100%
13. <i>Identify the final result</i>	100%	100%
14. <i>Identify the final feedback</i>	100%	100%
15. <i>Identify the final evaluation</i>	100%	100%
16. <i>Identify the final conclusion</i>	100%	100%
17. <i>Identify the final recommendation</i>	100%	100%
18. <i>Identify the final action plan</i>	100%	100%
19. <i>Identify the final follow-up</i>	100%	100%
20. <i>Identify the final final result</i>	100%	100%

SCORING									
Player	TD	FG	Kick	Rush	Rcv	Pass	Dxp	Saf	Pts
M. Curtis	8	0-0	0-0	0-0	1	0-0	—	—	50
W. Reynolds	1	7-11	18-23	0-0	0	0-0	—	—	45
B. Futrell	6	0-0	0-0	0-0	0	0-0	—	—	36
M. Leggett	4	0-0	0-0	0-0	0	0-0	—	—	24
P. Widener	2	0-0	0-0	0-0	0	0-0	—	—	12
S. Crisson	1	0-0	0-0	0-0	1	0-0	—	—	8
W. Baird	1	0-0	0-0	0-0	0	0-0	—	—	6
J. Wilkinson	1	0-0	0-0	0-0	0	0-0	—	—	6
G. Garner	1	0-0	0-0	0-0	0	0-0	—	—	6
W. Rappold	1	0-0	0-0	0-0	0	2-3	—	—	6

1963 Overall Record: 5-4-1 ACC: 5-2 (3rd)

Head Coach: Bill Murray  
Assistant Coaches: Ace Parker (OB), Herschel Caldwell (DE), Carmen Falcone (DB), Marty Pierson (OE), Doug Knotts (DL), Ted Youngling (OL), Bob Cox (Freshman)  
Starting Lineup: LE Stan Crisson, LT Daniel Lonon, LG Fred Cromartie, C Robert Davis, RG Robert Johnson, RT Chuck Walker, RE Marvin Burdette, QB Scotty Glacken, LHB Billy Futrell, RHB Jay Wilkinson, FB Richard Kraft; SPECIAL TEAMS: K Mike Curtis, P Rodney Stewart  
Captain: Chuck Walker | Team MVP: Jay Wilkinson  
All-ACC: Stan Crisson<sup>1</sup>, Scotty Glacken<sup>2</sup>, Chuck Walker<sup>1</sup>, Jay Wilkinson<sup>1</sup>  
All-America: Stan Crisson<sup>III</sup>, Scotty Glacken<sup>III</sup>, Jay Wilkinson<sup>1</sup> | Academic All-America: —  
Miscellaneous Awards: ACC Player of the Year (Jay Wilkinson), ACC Jacobs Blocking Trophy (Chuck Walker)

S 21	South Carolina	H	W	22-14	25,000	Curtis 12-36 rushing & 2 TDs + 30-yard FG; SCAR QB Reeves 182 total yards; TOs: Duke 0, SCAR 5; Total offense: Duke 273, SCAR 269
S 28	Virginia	A	W	30-8	17,000	Wilkinson 8-90 rushing & 1 TD (64); Glacken 5-10, 79 yards & 1 TD + 4-(-8) rushing & 1 TD; Total offense: Duke 352, UVA 209
O 5	Maryland	N <sup>1</sup>	W	30-12	20,000	Crisson GW 60-yard TD pass from Glacken (9:03; 4th); Gutekunst 76-yard PR for TD; Wilkinson 12-63 rushing & 1 TD
O 12	California	A	T	22-22	36,000	Curtis 38-yard FGA wide & short (0:00; 4th); Wilkinson 15-76 rushing + 4-93 receiving & 2 TDs (13 & 47); Glacken 17-32, 196 yards & 1 TD
O 19	Clemson	H	W	35-30	28,000	Glacken 8-12, 134 yards & 4 TDs; Wilkinson 14-115 rushing & 1 TD (67); Crisson 6-95 receiving & 3 TDs; Total offense: Duke 332, CLEM 432
O 26	N.C. State	A	L	7-21	21,500	NCS QB Rossi 2-13, 63 yards & 1 TD + 13-91 rushing; Glacken 13-34, 121 yards & 1 TD (37); Total offense: Duke 215, NCS 307
N 2	Georgia Tech	A	L	6-30	52,266	GT QB Lothridge 9-17, 159 yards & 2 TDs, 7-52 rushing + 3 FGs (31, 38 & 33); Total offense: Duke 301, GT 381; Halftime: GT, 13-6
N 9	Wake Forest	H	W	39-7	18,000	Wilkinson 17-74 rushing & 1 TD, 1-9 receiving & 1 TD + 3-92 PR & 1 TD; Duke defense 6 INTs; Total offense: Duke 348, WF 238
N 16	Navy (:22)	H	L	25-38	41,000	NAVY QB Staubach 7-14, 122 yards + 12-72 rushing & 1 TD; NAVY HB Sai 13-141 rushing & 2 TDs (1 & 93); Wilkinson 13-70 rushing & 1 TD
N 28	North Carolina	H	L	14-16	47,500	UNC QB Edge 14-32, 230 yards; UNC RB Willard 186 all-purpose yards; Glacken 265 total yards (217 pass); Wilkinson 12-63 rushing & 1 TD

N<sup>1</sup> Richmond, Va.

	1st	2nd	3rd	4th	OT	Total
Duke	—	—	—	—	—	230
Opponents	—	—	—	—	—	198
TEAM STATISTICS						
SCORING						230 198
Points Per Game						23.0 19.8
FIRST DOWNS						174 151
Rushing						94 82
Passing						67 66
Penalty						13 3
RUSHING YARDAGE						1,749 1,570
Yards gained rushing						1,924 1,828
Yards lost rushing						175 258
Rushing Attempts						454 403
Average Per Rush						3.9 3.9
Average Per Game						174.9 157.0
TDs Rushing						— —
PASSING YARDAGE						1,416 1,646
Comp-Att-Int						120-238-11 97-233-17
Average Per Pass						5.9 7.1
Average Per Catch						11.8 16.9
Average Per Game						141.6 164.6
TDs Passing						13 9
TOTAL OFFENSE						3,165 3,216
Total Plays						— —
Average Per Play						— —
Average Per Game						316.5 321.6
KICK RETURNS: #-Yards						41-797 42-945
PUNT RETURNS: #-Yards						23-308 14-225
INT RETURNS: #-Yards						17-210 11-170
KICK RETURN AVERAGE						19.4 22.4
PUNT RETURN AVERAGE						13.3 16.0
INT RETURN AVERAGE						12.4 15.5
FUMBLES-LOST						21-13 24-15
PENALTIES-Yards						40-376 55-554
Average Per Game						37.6 55.4
PUNTS-Yards						53-1,771 50-1,649
Average Per Punt						33.4 32.9
Net punt average						— —
KICKOFFS-Yards						— —
Average Per Kick						— —
Net kick average						— —
TIME OF POSSESSION/Game						— —
3RD-DOWN Conversions						— —
3rd-Down Pct						— —
4TH-DOWN Conversions						— —
4th-Down Pct						— —
SACKS BY-Yards						— —
TOUCHDOWNS SCORED						33 26
FIELD GOALS-ATTEMPTS						2-8 6-9
ON-SIDE KICKS						— —
RED-ZONE SCORES						— —
RED-ZONE TOUCHDOWNS						— —
PAT-ATTEMPTS						(20-33) 60% (21-26) 81%

RUSHING									
Player	G	Att	Gain	Loss	Net	Avg	TD	Lg	Avg/G
J. Wilkinson	—	117	649	18	631	5.4	—	—	—
B. Futrell	—	54	222	2	220	4.1	—	—	—
B. Bracy	—	26	174	0	174	6.7	—	—	—
M. Curtis	—	57	170	1	169	3.0	—	—	—
R. Kraft	—	36	151	9	142	3.9	—	—	—
W. Baird	—	26	111	1	110	4.2	—	—	—
S. Glacken	—	63	210	125	85	1.3	—	—	—
A. Bell	—	22	81	0	81	3.7	—	—	—
J. Gutekunst	—	19	66	0	66	3.5	—	—	—
A. Lucas	—	7	24	0	24	3.4	—	—	—
J. Carlo	—	9	23	0	23	2.6	—	—	—
R. Dean	—	3	17	0	17	5.7	—	—	—
D. Uible	—	11	20	16	4	0.4	—	—	—
J. Luciano	—	1	4	0	4	4.0	—	4	—
J. Stoltz	—	3	2	3	-1	-0.3	—	—	—
PASSING									
Player	G	Effic	C-A-I	Pct	Yds	TD	Lg	Avg/G	
S. Glacken	—	—	101-202-8	.502	1,265	12	—	—	—
D. Uible	—	—	13-22-1	.591	134	0	—	—	—
B. Futrell	—	—	2-2-0	1.000	62	1	—	—	—
J. Wilkinson	—	—	1-4-1	.250	19	0	19	—	—
J. Stoltz	—	—	3-9-1	.333	36	0	—	—	—
A. Lucas	—	—	0-1-0	.000	0	0	—	—	—
RECEIVING									
Player	G	No.	Yds	Avg	TD	Lg	Avg/G		
S. Crisson	—	48	559	11.6	7	—	—	—	—
C. Drulis	—	17	232	13.7	0	—	—	—	—
J. Wilkinson	—	14	256	18.3	5	—	—	—	—
J. Scott	—	12	112	9.3	0	—	—	—	—
B. Futrell	—	7	150	21.4	1	—	—	—	—
M. Burdette	—	7	100	14.3	0	—	—	—	—
A. Lucas	—	2	18	9.0	0	—	—	—	—
W. Baird	—	2	14	7.0	0	—	—	—	—
J. Gutekunst	—	2	11	5.5	0	—	—	—	—
M. Curtis	—	2	-9	-4.5	0	—	—	—	—
R. Dean	—	1	33	33.0	0	33	—	—	—
S. Holloway	—	1	12	12.0	0	12	—	—	—
R. Beasley	—	1	6	6.0	0	6	—	—	—
B. Bracy	—	1	6	6.0	0	6	—	—	—
A. Matuza	—	1	6	6.0	0	6	—	—	—
A. Bell	—	1	5	5.0	0	5	—	—	—
J. Huneycutt	—	1	5	5.0	0	5	—	—	—
SCORING									
Player	TD	FG	Kick	Rush	Rcv	Pass	Dxp	Saf	Pts
J. Wilkinson	12	0-0	0-0	0-0	0	0-0	—	0	72
S. Crisson	8	0-0	0-0	0-0	0	0-0	—	0	48
M. Curtis	3	2-6	11-16	1-1	0	1-3	—	0	35
S. Glacken	3	0-0	0-0	0-0	0	0-0	—	0	20
B. Futrell	2	0-0	0-0	0-0	0	0-0	—	0	12
B. Bracy	1	0-0	0-0	0-0	0	0-0	—	0	6
J. Gutekunst	1	0-0	0-0	0-0	0	0-0	—	0	6
R. Kraft	1	0-0	0-0	0-0	0	0-0	—	0	6
A. Lucas	1	0-0	0-0	0-0	0	0-0	—	0	6
J. Luciano	1	0-0	0-0	0-0	0	0-0	—	0	6
A. Bell	0	0-1	4-7	0-0	0	0-0	—	0	4
TEAM	0	0-0	0-0	0-0	0	0-0	—	2	4
S. Holloway	0	0-0	3-6	0-0	0	0-0	—	0	3
R. Beasley	0	0-0	0-0	0-0	1	0-0	—	0	2

PUNTING									
Player	No.	Yds	Avg	Lg	TB	FC	I20	50+	Blk
R. Stewart	53	1,771	33.4	—	—	—	—	—	0
KICKOFF RETURNS									
Player	No.	Yds	Avg	TD	Lg				
J. Wilkinson	9	260	28.8	0	—				
B. Futrell	5	130	26.0	0	—				
J. Scott	5	101	20.2	0	—				
M. Burdette	5	48	9.6	0	—				
J. Gutekunst	4	87	21.7	0	—				
R. Kraft	4	41	10.3	0	—				
B. Bracy	3	68	22.6	0	—				
A. Bell	2	12	6.0	0	—				
M. Curtis	1	20	20.0	0	20				
W. Baird	1	15	15.0	0	15				
C. Drulis	1	10	10.0	0	10				
S. Crisson	1	5	5.0	0	5				
PUNT RETURNS									
Player	No.	Yds	Avg	TD	Lg				
J. Wilkinson	15	174	11.6	1	—				
J. Gutekunst	7	130	18.6	1	—				
W. Thomas	1	4	4.0	0	4				
INTERCEPTIONS									
Player	No.	Yds	Avg	TD	Lg				
S. Crisson	3	44	14.7	1	—				
R. Davis	2	21	10.5	0	—				
R. Jamieson	2	15	7.5	0	—				
W. Baird	1	40	40.0	0	40				
M. Caldwell	1	34	34.0	0	34				
J. Huneycutt	1	23	23.0	0	23				
M. Burdette	1	13	13.0	0	13				
A. Lucas	1	12	12.0	0	12				
R. Beasley	1	5	5.0	0	5				
J. McNabb	1	2	2.0	0	2				
W. Grant	1	1	1.0	0	1				
D. Lynch	1	0	0.0	0	—				
J. Fuqua	1	0	0.0	0	—				
FIELD GOALS									
Player	FGM-A	Pct	1-19	20-29	30-39	40-49	50+	Lg	Blk
M. Curtis	2-6	.333	—	—	—	—	—	—	—
TOTAL OFFENSE LEADERS									
Player	G	Plays	Rush	Pass	Total	Avg/G			
—									
ALL PURPOSE YARDAGE LEADERS									
Player	G	Rush	Rec	PR	KOR	IR	Total	Avg/G	
—									
TACKLE LEADERS									
Player	G	UA	A	Tot	TFL/Yds	Sacks/Yds	PBU		
—									
CAUSED FUMBLES									
—									
FUMBLE RECOVERIES									
—									

1964

Overall Record: 4-5-1 ACC: 3-2-1 (2nd)

Head Coach: Bill Murray  
Assistant Coaches: Ace Parker (OB), Herschel Caldwell (DE), Carmen Falcone (DB), Marty Pierson (OE), Doug Knotts (DL), Harold McElhaney (LB), Mike McGee (OL), Bob Cox (Freshman)  
Starting Lineup: LE Chuck Drulis, LT Dan Lonon, LG Fred Cromartie, C Robert Davis, RG J.V. McCarthy, RT William Jones, RE Marvin Burdette, QB Scotty Glacken, LHB Bob Matheson or Biff Bracy, RHB Sonny Odum, FB Mike Curtis; SPECIAL TEAMS: K Mike Curtis, P Rodney Stewart  
Captain: Dan Lonon | Team MVP: Mike Curtis  
All-ACC: Fred Cromartie<sup>1</sup>, Mike Curtis<sup>1</sup>, Chuck Drulis<sup>2</sup>, Scotty Glacken<sup>2</sup>, Dan Lonon<sup>1</sup>, J.V. McCarthy<sup>2</sup>  
All-America: Mike Curtis<sup>3</sup>, Dan Lonon<sup>TM</sup>, J.V. McCarthy<sup>TM</sup> | Academic All-America: —

S 19	South Carolina	A	T	9-9	35,000	SCAR K McCathern 30-yard FG (1:30; 4th); Curtis 15-55 rushing & 1 TD; Glacken 10-18, 95 yards; Total offense: Duke 224, SCAR 169
S 26	Virginia	H	W	30-0	20,000	Curtis 13-48 rushing & 1 TD; Simpson 2-yard INT return for TD; Scott 3-87 receiving & 1 TD (65); Total offense: Duke 311, UVA 201
O 10	Maryland	H	W	24-17	27,000	Odum 20-72 rushing & 1 TD; Curtis 16-59 rushing & 1 TD; MD QB Petry 11-16, 140 yards & 2 TDs; Total offense: Duke 317, MD 318
O 17	N.C. State	H	W	35-3	34,000	Odum 20-113 rushing & 2 TDs; Gutekunst 83-yard INT return for TD; Total offense: Duke 342, NCS 148; Duke defense 3 INTs & 2 FRs
O 24	Army West Point	A	W	6-0	31,843	Caldwell 2 FGs (26 & 24); Curtis 14-53 rushing + 3-33 receiving; ARMY QB Stichwem 201 total yards; Total offense: Duke 224, ARMY 277
O 31	Georgia Tech (-8)	H	L	8-21	45,000	GT RB Haddock 10-34 rushing & 2 TDs; Glacken 24-38, 263 yards; Odum 6-100 receiving; TOs: Duke 4, GT 0; Total offense: Duke 371, GT 270
N 7	Wake Forest	A	L	7-20	17,000	WF RB Piccolo 36-115 rushing & 2 TDs + 3-46 receiving & 1 TD; Curtis 11-82 rushing; Total offense: Duke 203, WF 343
N 14	Navy	A	L	14-27	28,014	NAVY QB Staubach 21-30, 217 yards + 17-91 rushing & 1 TD; Glacken 7-17, 90 yards & 1 TD; Curtis 7-36 rushing
N 21	North Carolina	A	L	15-21	45,000	UNC LB Hanburger 17 tackles; Duke final drive ends at UNC 49 (0:00; 4th); Glacken 2 TD passes; Total offense: Duke 296, UNC 377
N 28	Tulane	A	L	0-17	12,000	TUL HB Crowder 9-25 rushing & 1 TD + 75-yard PR for TD; TUL K Bright 53-yard FG; Hughes 14 tackles; Total offense: Duke 172, TUL 232

	1st	2nd	3rd	4th	OT	Total
Duke	—	—	—	—	—	148
Opponents	—	—	—	—	—	135
TEAM STATISTICS						
SCORING						Duke 148 Opponents 135
Points Per Game						14.8 13.5
FIRST DOWNS						149 158
Rushing						86 86
Passing						56 65
Penalty						7 7
RUSHING YARDAGE						1,439 1,569
Yards gained rushing						1,618 1,763
Yards lost rushing						179 194
Rushing Attempts						419 447
Average Per Rush						3.6 3.5
Average Per Game						143.9 156.9
TDs Rushing						— —
PASSING YARDAGE						1,227 1,161
Comp-Att-Int						110-204-9 105-205-15
Average Per Pass						6.0 5.7
Average Per Catch						11.1 11.1
Average Per Game						122.7 161.1
TDs Passing						7 4
TOTAL OFFENSE						2,666 2,730
Total Plays						— —
Average Per Play						— —
Average Per Game						266.6 273.0
KICK RETURNS: #-Yards						33-634 34-653
PUNT RETURNS: #-Yards						21-99 18-227
INT RETURNS: #-Yards						15-266 9-103
KICK RETURN AVERAGE						19.2 19.2
PUNT RETURN AVERAGE						4.7 12.6
INT RETURN AVERAGE						17.7 11.4
FUMBLES-LOST						19-11 20-7
PENALTIES-Yards						40-417 53-482
Average Per Game						41.7 48.2
PUNTS-Yards						47-1,728 44-1,576
Average Per Punt						36.8 35.8
Net punt average						— —
KICKOFFS-Yards						— —
Average Per Kick						— —
Net kick average						— —
TIME OF POSSESSION/Game						— —
3RD-DOWN Conversions						— —
3rd-Down Pct						— —
4TH-DOWN Conversions						— —
4th-Down Pct						— —
SACKS BY-Yards						— —
TOUCHDOWNS SCORED						19 17
FIELD GOALS-ATTEMPTS						5-12 6-12
ON-SIDE KICKS						— —
RED-ZONE SCORES						— —
RED-ZONE TOUCHDOWNS						— —
PAT-ATTEMPTS						(15-19) 79% (15-17) 88%

RUSHING												
Player	G	Att	Gain	Loss	Net	Avg	TD	Lg	Avg/G			
M. Curtis	—	121	503	6	497	4.1	—	—	—			
S. Odum	—	88	396	21	375	4.3	—	—	—			
B. Matheson	—	62	250	3	247	4.0	—	—	—			
B. Bracy	—	45	136	12	124	2.8	—	—	—			
R. Kraft	—	12	56	0	56	4.7	—	—	—			
J. Johnson	—	10	48	0	48	4.8	—	—	—			
J. Gutekunst	—	14	46	11	35	2.5	—	—	—			
S. Glacken	—	56	155	124	31	0.6	—	—	—			
K. Denton	—	7	18	2	16	2.3	—	—	—			
J. Carlo	—	1	5	0	5	5.0	—	5	—			
R. Dow	—	3	3	0	3	1.0	—	—	—			
K. Williams	—	1	2	0	2	2.0	—	2	—			
PASSING												
Player	G	Effic	C-A-I	Pct	Yds	TD	Lg	Avg/G				
S. Glacken	—	—	104-192-9	.541	1,178	7	—	—	—			
K. Denton	—	—	6-10-0	.600	49	0	—	—	—			
T. Orvald	—	—	0-2-0	.000	0	0	—	—	—			
RECEIVING												
Player	G	No.	Yds	Avg	TD	Lg	Avg/G					
J. Scott	—	29	388	13.4	1	—	—	—	—			
C. Drulis	—	20	193	9.7	4	—	—	—	—			
S. Odum	—	17	208	12.2	0	—	—	—	—			
D. Dunaway	—	11	138	12.5	1	—	—	—	—			
M. Burdette	—	11	109	9.9	1	—	—	—	—			
B. Matheson	—	6	67	11.2	0	—	—	—	—			
M. Curtis	—	5	27	5.4	0	—	—	—	—			
B. Bracy	—	4	33	8.3	0	—	—	—	—			
J. Gutekunst	—	3	42	14.0	0	—	—	—	—			
M. Caldwell	—	2	17	8.5	0	—	—	—	—			
R. Stewart	—	1	11	11.0	0	—	—	—	—			
R. Dow	—	1	-6	-6.0	0	—	—	—	—			
SCORING												
Player	TD	FG	Kick	Rush	Rcv	Pass	Dxp	Saf	Pts			
M. Curtis	4	0-0	0-0	0-0	0	0-0	—	0	24			
C. Drulis	4	0-0	0-0	0-0	0	0-0	—	0	24			
M. Caldwell	0	4-9	10-12	0-0	0	0-0	—	0	22			
S. Odum	3	0-0	0-0	0-1	0	0-0	—	0	18			
J. Gutekunst	2	0-0	0-0	0-0	0	0-0	—	0	12			
R. Stewart	0	1-3	3-4	0-0	0	0-0	—	0	6			
M. Burdette	1	0-0	0-0	1-1	0	0-0	—	0	8			
B. Bracy	1	0-0	0-0	0-0	0	0-0	—	0	6			
D. Dunaway	1	0-0	0-0	0-0	0	0-0	—	0	6			
R. Kraft	1	0-0	0-0	0-0	0	0-0	—	0	6			
J. Scott	1	0-0	0-0	0-0	0	0-0	—	0	6			
W. Simpson	1	0-0	0-0	0-0	0	0-0	—	0	6			
K. Denton	0	0-0	0-0	1-1	0	0-0	—	0	2			
TEAM	0	0-0	0-0	0-0	0	0-0	—	1	2			

PUNTING										
Player	No.	Yds	Avg	Lg	TB	FC	i20	50+	Blk	
R. Stewart	40	1,448	36.2	—	—	—	—	—	—	0
D. Dunaway	7	280	40.0	—	—	—	—	—	—	0

KICKOFF RETURNS										
Player	No.	Yds	Avg	TD	Lg					
J. Gutekunst	21	458	21.9	0	—					
S. Odum	3	42	14.0	0	—					
B. Matheson	2	39	19.5	0	—					
M. Curtis	2	33	16.5	0	—					
B. Bracy	2	26	13.0	0	—					
M. Burdette	2	26	13.0	0	—					
C. Drulis	1	10	10.0	0	10					
PUNT RETURNS										
Player	No.	Yds	Avg	TD	Lg					
J. Gutekunst	20	95	4.8	0	—					
M. Shasby	1	4	4.0	0	4					
INTERCEPTIONS										
Player	No.	Yds	Avg	TD	Lg					
M. Shasby	3	26	8.7	0	—					
J. Gutekunst	2	84	42.0	1	—					
J. Carlo	2	24	12.0	0	—					
M. Curtis	1	60	60.0	0	60					
B. Bracy	1	44	44.0	0	44					
R. Stewart	1	13	13.0	0	13					
S. Morris	1	9	9.0	0	9					
R. Kraft	1	5	5.0	0	5					
W. Simpson	1	1	1.0	0	1					
C. Drulis	1	0	0.0	0	—					
B. Wiesley	1	0	0.0	0	—					

FIELD GOALS												
Player	FGM-A	Pct	1-19	20-29	30-39	40-49	50+	Lg	Blk			
M. Caldwell	4-9	.444	—	—	—	—	—	—	—			
R. Stewart	1-3	.333	—	—	—	—	—	—	—			

TOTAL OFFENSE LEADERS							
Player	G	Plays	Rush	Pass	Total	Avg/G	
—							

ALL PURPOSE YARDAGE LEADERS									
Player	G	Rush	Rec	PR	KOR	IR	Total	Avg/G	
—									

TACKLE LEADERS									
Player	G	UA	A	Tot	TFL/Yds	Sacks/Yds	PBU		
—									

CAUSED FUMBLES									
—									

FUMBLE RECOVERIES									
—									

1965

Overall Record: 6-4 ACC: 4-2 (3rd)

Head Coach: Bill Murray  
Assistant Coaches: Ace Parker (OB), Herschel Caldwell (DE), Carmen Falcone (DB), Marty Pierson (OE), Doug Knotts (DL), Harold McElhaney (LB), Mike McGee (OL), Bob Cox (Freshman)  
Starting Lineup: LE Chuck Drulis or Rodney Stewart, LT Chuck Stavins, LG John McNabb, C Roger Hughes, RG Bob Foyle, RT Bob Matheson, RE Drew Barrett III, QB Scotty Glacken, LHB Sonny Morris or John Gutekunst, RHB Art Vann III, FB Jay Calabrese  
Captain: John Gutekunst | Team MVP: John McNabb  
All-ACC: Jay Calabrese<sup>1</sup>, Chuck Drulis<sup>1</sup>, Bill Jones<sup>1</sup>, Bob Matheson<sup>1</sup>, John McNabb<sup>1</sup>, Chuck Stavins<sup>1</sup>  
All-America: Jay Calabrese<sup>TM</sup>, Chuck Drulis<sup>TM</sup>, Bill Jones<sup>TM</sup>, Bob Matheson<sup>TM</sup>, John McNabb<sup>TM</sup>, Chuck Stavins<sup>TM</sup> | Academic All-America: Bill Jones<sup>2</sup>, Mike Shasby<sup>TM</sup>  
Miscellaneous Awards: ACC Jacobs Blocking Trophy (John McNabb)

S 18	Virginia	A	W	21-7	28,000	Devonshire GW 55-yard TD rush (12:31; 4th); Odom 9-52 rushing; Rushing yards: Duke 223, UVA 118; Game tied 7-7 entering 4th quarter
S 25	South Carolina	A	W	20-15	39,000	Calabrese 15-140 rushing & 2 TDs (11 & 67); SCAR failed onside kick (0:53; 4th); Rushing yards: Duke 276, SCAR 84; Halftime: Duke, 14-0
O 2	Rice	A	W	41-21	22,000	Glacken 9-13, 254 yards & 4 TDs; Dunaway 4-156 receiving & 3 TDs (19, 62 & 60); Total offense: Duke 466, RICE 297; Duke defense 5 TOs
O 9	Pittsburgh	H	W	21-13	25,000	Calabrese 15-67 rushing; Drulis 6-61 receiving & 1 TD; PITT QB Lucas 18-26, 238 yards & 1 TD; Total offense: Duke 354, PITT 366
O 16	Clemson	H	L	2-3	31,000	CLEM K Pearce 31-yard FG (10:52; 3rd); Calabrese fumble ends Duke final drive at CLEM 10 (4th); Foyle blocked punt out of EZ (0:30; 2nd)
O 23	Illinois	A	L	14-28	47,077	ILL RB Pinder 10-113 rushing & 2 TDs; Calabrese 16-60 rushing & 1 TD; Total offense: Duke 289, ILL 287; TOs: Duke 6, ILL 2
O 30	Georgia Tech	A	L	23-35	46,981	GT QB King 12-15, 144 yards & 3 TDs; Orvald 17-27, 237 yards & 3 TDs; Calabrese 19-96 rushing; Total offense: Duke 430, GT 285
N 6	N.C. State	A	L	0-21	19,500	NCS RB Mansfield 22-82 rushing & 1 TD; Orvald 12-25, 125 yards & 3 INTs; Total offense: Duke 198, NCS 262; TOs: Duke 4, NCS 0
N 13	Wake Forest	H	W	40-7	25,000	Calabrese 22-86 rushing & 2 TDs; Ryan 8-82 rushing & 1 TD + 2-48 receiving & 1 TD; Orvald 8-11, 154 yards & 2 TDs; Halftime: Duke, 13-0
N 20	North Carolina	H	W	34-7	45,000	Orvald 16-25, 197 yards & 1 TD; Drulis 9-90 receiving; Calabrese 3 rushing TDs; Matheson 35-yard INT return for TD; TOs: Duke 1, UNC 4

	1st	2nd	3rd	4th	OT	Total
Duke	—	—	—	—	—	216
Opponents	—	—	—	—	—	157
TEAM STATISTICS				Duke		Opponents
SCORING				216		157
Points Per Game				21.6		15.7
FIRST DOWNS				175		138
Rushing				101		67
Passing				67		66
Penalty				7		5
RUSHING YARDAGE				1,887		1,330
Yards gained rushing				2,099		1,532
Yards lost rushing				212		202
Rushing Attempts				500		404
Average Per Rush				3.8		3.3
Average Per Game				188.7		133.0
TDs Rushing				—		—
PASSING YARDAGE				1,577		1,334
Comp-Att-Int				113-193-14		111-234-16
Average Per Pass				—		—
Average Per Catch				14.0		12.0
Average Per Game				8.2		5.7
TDs Passing				12		7
TOTAL OFFENSE				3,464		2,664
Total Plays				—		—
Average Per Play				—		—
Average Per Game				346.4		266.4
KICK RETURNS: #-Yards				29-419		34-693
PUNT RETURNS: #-Yards				24-154		25-326
INT RETURNS: #-Yards				16-136		14-117
KICK RETURN AVERAGE				14.5		20.4
PUNT RETURN AVERAGE				6.4		13.0
INT RETURN AVERAGE				8.5		8.4
FUMBLES-LOST				29-20		12-10
PENALTIES-Yards				45-400		36-343
Average Per Game				40.0		34.3
PUNTS-Yards				52-2,179		57-1,958
Average Per Punt				41.9		34.3
Net punt average				—		—
KICKOFFS-Yards				—		—
Average Per Kick				—		—
Net kick average				—		—
TIME OF POSSESSION/Game				—		—
3RD-DOWN Conversions				—		—
3rd-Down Pct				—		—
4TH-DOWN Conversions				—		—
4th-Down Pct				—		—
SACKS BY-Yards				—		—
TOUCHDOWNS SCORED				31		22
FIELD GOALS-ATTEMPTS				1-6		1-4
ON-SIDE KICKS				—		—
RED-ZONE SCORES				—		—
RED-ZONE TOUCHDOWNS				—		—
PAT-ATTEMPTS				(23-31) 74%		(20-22) 91%

RUSHING									
Player	G	Att	Gain	Loss	Net	Avg	TD	Lg	Avg/G
J. Calabrese	—	154	672	14	658	4.3	—	—	—
S. Odom	—	75	330	16	314	4.2	—	—	—
K. Chatham	—	72	277	6	271	3.8	—	—	—
F. Ryan	—	35	203	10	193	5.5	—	—	—
J. Wilson	—	36	141	0	141	3.9	—	—	—
J. Devonshire	—	21	132	3	129	6.2	—	—	—
D. Brannon	—	15	61	11	50	3.3	—	—	—
R. Dow	—	15	52	4	48	3.2	—	—	—
T. Orvald	—	43	128	92	36	0.8	—	—	—
S. Glacken	—	25	60	46	14	0.6	—	—	—
H. Goins	—	1	8	0	8	8.0	—	8	—
J. Bussey	—	4	16	9	7	1.8	—	—	—
R. Stewart	—	1	6	0	6	6.0	—	6	—
PASSING									
Player	G	Effic	C-A-I	Pct	Yds	TD	Lg	Avg/G	
T. Orvald	—	—	63-105-7	.600	850	7	—	—	—
S. Glacken	—	—	50-87-6	.575	727	5	—	—	—
S. Odom	—	—	0-1-1	.000	0	0	—	—	—
RECEIVING									
Player	G	No.	Yds	Avg	TD	Lg	Avg/G		
C. Drulis	—	39	390	10.0	2	—	—	—	—
D. Dunaway	—	21	393	18.7	5	—	—	—	—
S. Odom	—	12	201	16.8	1	—	—	—	—
K. Chatham	—	10	138	13.8	0	—	—	—	—
R. Stewart	—	7	88	12.6	0	—	—	—	—
M. Swomley	—	5	94	18.8	1	—	—	—	—
F. Ryan	—	5	86	17.2	2	—	—	—	—
J. Calabrese	—	5	45	9.0	0	—	—	—	—
M. Caldwell	—	3	49	16.3	0	—	—	—	—
J. Devonshire	—	2	42	21.0	1	—	—	—	—
D. Brannon	—	2	10	5.0	0	—	—	—	—
R. Dow	—	1	19	19.0	0	19	—	—	—
W. Serravezza	—	1	16	16.0	0	16	—	—	—
J. Bussey	—	1	6	6.0	0	6	—	—	—
SCORING									
Player	TD	FG	Kick	Rush	Rcv	Pass	Dxp	Saf	Pts
J. Calabrese	9	0-0	0-0	0-0	0	0-0	—	0	54
D. Dunaway	5	0-0	0-0	0-0	0	0-0	—	0	30
M. Caldwell	0	1-5	19-24	0-0	0	0-0	—	0	22
J. Devonshire	3	0-0	0-0	0-0	0	0-0	—	0	18
J. Wilson	3	0-0	0-0	0-0	0	0-0	—	0	18
F. Ryan	3	0-0	0-0	0-0	0	0-0	—	0	18
C. Drulis	2	0-0	0-0	0-0	0	0-0	—	0	12
S. Glacken	2	0-0	0-0	0-0	0	0-0	—	0	12
K. Chatham	1	0-0	0-0	0-0	0	0-0	—	0	6
B. Matheson	1	0-0	0-0	0-0	0	0-0	—	0	6
S. Odom	1	0-0	0-0	1-1	0	0-0	—	0	8
M. Swomley	1	0-0	0-0	0-0	0	0-0	—	0	6
R. Dow	0	0-0	0-0	1-1	0	0-0	—	0	2
R. Stewart	0	0-1	2-4	0-0	0	0-0	—	0	2
TEAM	0	0-0	0-0	0-1	0	0-0	—	1	2
PUNTING									
Player	No.	Yds	Avg	Lg	TB	FC	i20	50+	Blk
R. Stewart	41	1,743	42.6	—	—	—	—	—	1
D. Dunaway	11	446	40.6	—	—	—	—	—	0

KICKOFF RETURNS									
Player	No.	Yds	Avg	TD	Lg				
D. Brannon	9	164	18.2	0	—				
J. Bussey	5	80	16.0	0	—				
A. Beath	5	76	15.7	0	—				
J. Gutekunst	5	73	14.6	0	—				
R. Stewart	2	24	12.0	0	—				
J. Barringer	1	2	2.0	0	2				
J. McNabb	1	0	0.0	0	—				
C. Drulis	1	0	0.0	0	—				
PUNT RETURNS									
Player	No.	Yds	Avg	TD	Lg				
J. Gutekunst	22	145	6.6	0	—				
M. Shasby	1	8	8.0	0	8				
A. Beath	1	1	1.0	0	1				
INTERCEPTIONS									
Player	No.	Yds	Avg	TD	Lg				
A. Beath	4	6	1.7	0	—				
M. Shasby	2	32	16.0	0	—				
J. Gutekunst	2	10	5.0	0	—				
D. Barrett	2	2	1.0	0	—				
B. Matheson	1	35	35.0	1	—				
B. Foyle	1	20	20.0	0	—				
R. Kraft	1	17	17.0	0	—				
R. Hughes	1	12	12.0	0	—				
B. Wiesley	1	2	2.0	0	—				
R. Hayes	1	0	0	0	—				
FIELD GOALS									
Player	FGM-A	Pct	1-19	20-29	30-39	40-49	50+	Lg	Blk
M. Caldwell	1-5	.200	—	—	—	—	—	—	—
R. Stewart	0-1	.000	—	—	—	—	—	—	—

TOTAL OFFENSE LEADERS						
Player	G	Plays	Rush	Pass	Total	Avg/G
—						

ALL PURPOSE YARDAGE LEADERS							
Player	G	Rush	Rec	PR	KOR	IR	Total Avg/G
—							

TACKLE LEADERS						
Player	G	UA	A	Tot	TFL/Yds	Sacks/Yds PBU
—						

CAUSED FUMBLES	
—	

FUMBLE RECOVERIES	
—	



1966

Overall Record: 5-5 ACC: 2-3 (6th)

Head Coach: Tom Harp  
Assistant Coaches: Jacques Hetrick (OC/OB), George Hill (DC/DL), Herschel Caldwell (DE), Carmen Falcone (LB), Sam Timer (DB), Harold Hunter (OL), Stan Crisson (OE), Bob Cox (Assistant), Jack Hall (Freshman)  
Starting Lineup: OFFENSE: TE Henley Carter LT Roger Parker, LG Herbert Goins, C Frank Fondren III, RG Carl Gersbach, RT Michael Renneker, SE Dave Dunaway, QB Larry Davis, RB Jake Devonshire or Frank Ryan, WB Ed Hicklin, FB Jay Calabrese; DEFENSE: DE Roger Hayes, LT Bob Laskey, NG Bob Foyle, RT Robin Bodkin, RE Bruce Wiesley, LB Bob Matheson, LB Ed Newman, CB Art Vann, CB Andy Beath, S Mike Shasby, DB Mark Telge  
Captains: Bob Matheson & Mike Shasby | Team MVP: Bob Matheson  
All-ACC: Dave Dunaway¹, Bob Foyle¹, Bob Matheson¹  
All-America: Dave Dunaway<sup>4th</sup>, Bob Matheson¹ | Academic All-America: Roger Hayes¹, Mike Shasby<sup>4th</sup>  
Miscellaneous Awards: —

S 17	West Virginia	H	W	34-15	25,000	Devonshire 19-80 rushing; Calabrese 19-65 rushing & 3 TDs; Weisley 21-yard FR for TD; Total offense: Duke 355, WVU 223
S 24	Pittsburgh	A	W	14-7	24,684	Calabrese 17-61 rushing & 1 TD; Beath 49-yard PR for TD; PITT QB James 15-30, 205 yards & 2 INTs; Total offense: Duke 264, PITT 310
O 1	Virginia	H	W	27-8	10,000	Calabrese 26-87 rushing & 2 TDs; Matheson 9 points (PAT rush, PAT kick & 2 FGs); 1st downs: Duke 23, UVA 11; Total offense: Duke 324, UVA 127
O 8	Maryland	A	L	19-21	28,400	MD QB Pastrona 11-18, 151 yards & 1 TD; Woodall 11-15, 104 yards & 1 TD; Dunaway 11-119 receiving & 1 TD; Duke failed onside kick (0:58; 4th)
O 15	Clemson	A	L	6-9	30,000	CLEM WR Rogers GW 25-yard TD pass from Addison (2:32; 4th); Duke TO on downs ends final drive at CLEM 12 (1:04; 4th); Calabrese 89 rush yards
O 22	N.C. State	H	L	7-33	27,000	NCS RB DeArment 21-106 rushing & 1 TD; Dunaway 6-114 receiving & 1 TD; Total offense: Duke 188, NCS 356; TOs: Duke 3, NCS 0
O 29	Georgia Tech (-/6)	H	L	7-48	42,000	GT QB Good 8-15, 66 yards + 15-95 rushing & 2 TDs (1 & 37); Dunaway 8-92 receiving; Total offense: Duke 198, GT 304; TOs: Duke 6, GT 4
N 5	Navy	A	W	9-7	22,203	Matheson GW 21-yard FG (13:15; 4th); Davis 27-103 rushing + 3-7, 64 yards; NAVY 4th quarter drives: INT, missed FGA, INT & lost fumble
N 12	Notre Dame (-/7)	A	L	0-64	59,075	ND QB Hagerty 8-13, 127 yards & 2 TDs; Hicklin 8-65 receiving; Matheson 13 tackles; Beath 2 INTs & 2 PBUs; Total offense: Duke 185, ND 425
N 19	North Carolina	A	W	41-25	46,000	Calabrese 27-85 rushing & 2 TDs; Davis 6-7, 135 yards & 1 TD; Dunaway 3-92 receiving & 1 TD; Duke defense 3 INTs (2 returned for TDs)

	1st	2nd	3rd	4th	OT	Total
Duke	—	—	—	—	—	164
Opponents	—	—	—	—	—	237
TEAM STATISTICS	Duke					Opponents
SCORING	164					237
Points Per Game	16.4					23.7
FIRST DOWNS	151					150
Rushing	86					68
Passing	58					73
Penalty	7					9
RUSHING YARDAGE	1,406					1,485
Yards gained rushing	1,739					1,636
Yards lost rushing	333					151
Rushing Attempts	485					414
Average Per Rush	2.9					3.6
Average Per Game	140.6					148.5
TDs Rushing	—					—
PASSING YARDAGE	1,102					1,436
Comp-Att-Int	89-186-16					117-241-14
Average Per Pass	5.9					6.0
Average Per Catch	12.4					12.3
Average Per Game	110.2					143.6
TDs Passing	3					7
TOTAL OFFENSE	2,508					2,921
Total Plays	—					—
Average Per Play	—					—
Average Per Game	250.8					292.1
KICK RETURNS: #-Yards	46-786					42-765
PUNT RETURNS: #-Yards	30-320					31-323
INT RETURNS: #-Yards	14-135					16-258
KICK RETURN AVERAGE	17.1					18.2
PUNT RETURN AVERAGE	10.7					10.4
INT RETURN AVERAGE	9.6					16.1
FUMBLES-LOST	31-16					16-11
PENALTIES-Yards	43-448					37-391
Average Per Game	44.8					39.1
PUNTS-Yards	65-2,338					50-1,768
Average Per Punt	36.0					35.4
Net punt average	—					—
KICKOFFS-Yards	—					—
Average Per Kick	—					—
Net kick average	—					—
TIME OF POSSESSION/Game	—					—
3RD-DOWN Conversions	—					—
3rd-Down Pct	—					—
4TH-DOWN Conversions	—					—
4th-Down Pct	—					—
SACKS BY-Yards	—					—
TOUCHDOWNS SCORED	23					31
FIELD GOALS-ATTEMPTS	3-6					7-13
ON-SIDE KICKS	—					—
RED-ZONE SCORES	—					—
RED-ZONE TOUCHDOWNS	—					—
PAT-ATTEMPTS	(16-23) 69%					(26-31) 84%

RUSHING									
Player	G	Att	Gain	Loss	Net	Avg	TD	Lg	Avg/G
J. Calabrese	—	175	583	3	580	3.3	—	—	—
J. Devonshire	—	85	301	12	289	3.4	—	—	—
F. Ryan	—	44	222	40	182	4.1	—	—	—
L. DaMvis	—	60	212	58	154	2.6	—	—	—
J. Wilson	—	24	114	0	114	4.8	—	—	—
T. Orvald	—	45	136	67	69	1.5	—	—	—
K. Chatham	—	9	24	4	20	2.4	—	—	—
B. Matheson	—	2	9	0	9	4.5	—	—	—
H. Carter	—	2	10	1	9	4.5	—	—	—
E. Hicklin	—	1	4	0	4	4.0	—	4	—
T. Edens	—	4	10	18	-8	0.0	—	—	—
A. Woodall	—	34	114	130	-16	0.0	—	55	—
PASSING									
Player	G	Effic	C-A-I	Pct	Yds	TD	Lg	Avg/G	
A. Woodall	—	—	39-71-4	.549	482	2	—	—	—
L. Davis	—	—	28-47-6	.591	368	1	69	—	—
T. Orvald	—	—	17-46-3	.370	173	0	—	—	—
T. Edens	—	—	4-20-3	.200	47	0	—	—	—
F. Ryan	—	—	1-1-0	1.000	32	0	—	—	—
J. Calabrese	—	—	0-1-0	.000	0	0	—	—	—
RECEIVING									
Player	G	No.	Yds	Avg	TD	Lg	Avg/G		
D. Dunaway	—	43	614	14.3	3	—	—	—	—
E. Hicklin	—	12	109	9.1	0	—	—	—	—
H. Carter	—	9	131	14.6	0	—	—	—	—
A. Beath	—	5	67	13.4	0	—	—	—	—
J. Devonshire	—	5	46	9.2	0	—	—	—	—
J. Calabrese	—	5	33	6.6	0	—	—	—	—
F. Ryan	—	4	21	5.3	0	—	—	—	—
J. Kidd	—	3	32	10.7	0	—	—	—	—
K. Chatham	—	2	17	8.5	0	—	—	—	—
L. Davis	—	1	32	32.0	0	32	—	—	—
SCORING									
Player	TD	FG	Kick	Rush	Rcv	Pass	Dxp	Saf	Pts
J. Calabrese	10	0-0	0-0	0-0	0	0-0	—	0	60
B. Matheson	0	3-4	15-19	1-3	0	0-1	—	0	26
D. Dunaway	3	0-0	0-0	0-0	0	0-0	—	0	18
A. Woodall	2	0-0	0-0	0-0	0	0-0	—	0	12
A. Beath	1	0-0	0-0	0-0	0	0-0	—	0	6
L. Davis	1	0-0	0-0	0-0	0	0-0	—	0	6
L. Dempsey	1	0-0	0-0	0-0	0	0-0	—	0	6
J. Devonshire	1	0-0	0-0	0-0	0	0-0	—	0	6
B. Foyle	1	0-0	0-0	0-0	0	0-0	—	0	6
T. Orvald	1	0-0	0-0	0-0	0	0-0	—	0	6
F. Ryan	1	0-0	0-0	0-0	0	0-0	—	0	6
B. Wiesley	1	0-0	0-0	0-0	0	0-0	—	0	6
G. Newman	0	0-2	0-0	0-0	0	0-0	—	0	0
PUNTING									
Player	No.	Yds	Avg	Lg	TB	FC	i20	50+	Blk
D. Dunaway	65	2,338	36.0	58	—	—	—	—	2
KICKOFF RETURNS									
Player	No.	Yds	Avg	TD	Lg				
A. Beath	25	447	17.9	0	38				
F. Ryan	15	266	17.7	0	—				
D. Dunaway	3	49	16.3	0	—				
J. Devonshire	2	19	9.5	0	—				
L. Davis	1	5	5.0	0	5				

PUNT RETURNS									
Player	No.	Yds	Avg	TD	Lg				
A. Beath	18	169	9.4	1	49				
A. Vann	4	46	11.5	0	—				
D. Dunaway	4	44	11.0	0	—				
L. Davis	2	36	18.0	0	—				
B. Matheson	1	16	16.0	0	16				
M. Shasby	1	9	9.0	0	9				
INTERCEPTIONS									
Player	No.	Yds	Avg	TD	Lg				
A. Vann	3	24	8.0	0	—				
L. Dempsey	2	46	23.0	1	26				
A. Beath	2	30	15.0	0	—				
G. Newman	2	2	1.0	0	—				
B. Foyle	1	33	33.0	1	—				
B. Matheson	1	0	0.0	0	—				
M. Shasby	1	0	0.0	0	—				
M. Telge	1	0	0.0	0	—				
R. Hayes	1	0	0.0	0	—				
FIELD GOALS									
Player	FGM-A	Pct	1-19	20-29	30-39	40-49	50+	Lg	Blk
B. Matheson	3-4	.750	—	—	—	—	—	33	—
G. Newman	0-2	.000	—	—	—	—	—	—	—
TOTAL OFFENSE LEADERS									
Player	G	Plays	Rush	Pass	Total	Avg/G			
—									
ALL PURPOSE YARDAGE LEADERS									
Player	G	Rush	Rec	PR	KOR	IR	Total	Avg/G	
—									
TACKLE LEADERS									
Player	G	UA	A	Tot	TFL/Yds	Sacks/Yds	PBU		
—									
CAUSED FUMBLES									
—									
FUMBLE RECOVERIES									
—									

1967

Overall Record: 4-6 ACC: 2-4 (6th)

Head Coach: Tom Harp  
Assistant Coaches: Jacque Hetrick (OC/OB), George Hill (DC/DL), Herschel Caldwell (DE), Carmen Falcone (LB), Sam Timer (DB), Harold Hunter (OL), Stan Crisson (OE), Bob Cox (Assistant), Jack Hall (Freshman)  
Starting Lineup: OFFENSE: QB Al Woodall, TB Frank Ryan, FB Jay Calabrese, FL Jim Dearth, E Marcel Courtillet, TE Henley Carter, OT Ken Bombard, OT Chuck Grace, C Mike Murphy, OG J.B. Edwards, OG Bob Foyce; DEFENSE: DE Roger Hayes, DE Gene DeBolt, DT Robin Bodkin, DT Bob Laskey, NG Bob Foyle, LB Dick Biddle, LB Ed Newman, DB Art Vann, DB Andy Beath, DB Don Brannon, DB Larry Dempsey;  
SPECIAL TEAMS: K Bob Riesenfeld, P Don Baglien  
Captains: Mike Murphy & Bob Foyle | Team MVP: Bob Foyle  
All-ACC: Andy Beath<sup>1</sup>, Bob Foyle<sup>1</sup>, Mike Murphy<sup>1</sup>  
All-America: Andy Beath<sup>1HM</sup>, Bob Foyle<sup>1HM</sup>, Mike Murphy<sup>1HM</sup> | Academic All-America: Bob Laskey<sup>1</sup>  
Miscellaneous Awards: —

S 16	Wake Forest	N <sup>1</sup>	W	31-13	22,452	Calabrese 11-15 rushing & 2 TDs; Woodall 8-11, 177 yards & 1 TD; Newman 15 tackles; Total offense: Duke 384, WF 230; Halftime: Duke, 10-7
S 23	Michigan	A	L	7-10	79,492	MICH K Titas GW 17-yard FG (4th); Total offense: Duke 217, MICH 300; Ryan 21-81 rushing & 1 TD; Duke 4 TOs; Halftime: Duke, 7-0
S 30	South Carolina	H	L	17-21	25,000	SCAR RB Muir GW 1-yard TD rush (0:40; 4th); SCAR RB Muir 18-87 rushing & 1 TD; SCAR DB Cole INT ends Duke final drive at SCAR 18 (0:00; 4th)
O 7	Army West Point	A	W	10-7	31,000	Hicklin GW 9-yard TD pass from Davis (9:54; 4th); Calabrese 19-81 rushing; ARMY QB Lindell 218 total yards; Total offense: Duke 275, ARMY 288
O 14	Virginia	A	W	13-6	25,000	Baglein GW 2-yard TD rush (2:05; 4th); Ryan 23-101 rushing & 1 TD; UVA QB Arnette 4-16, 85 yards; Total offense: Duke 278, UVA 186
O 21	Clemson	H	L	7-13	28,000	CLEM RB Gore GW 9-yard TD rush (4th); CLEM RB Gore 26-98 rushing; Ryan 20-149 rushing; Total offense: Duke 322, CLEM 340; Halftime: 0-0
O 28	N.C. State (-/5)	A	L	7-28	44,000	NCS QB Donnan 10-14, 98 yards & 2 TDs; Ryan 15-21 rushing & 1 TD; Calabrese 13-56 rushing; Biddle 15 tackles; Halftime: NCS, 21-0
N 4	Georgia Tech	A	L	7-19	50,103	GT QB Eastman 7-11, 81 yards + 24-54 rushing & 1 TD; Woodall 12-25, 166 yards & 1 TD; Calabrese 11-57 rushing; Duke 5 TOs
N 11	Navy	N <sup>2</sup>	W	35-16	30,000	Schafer 19-97 rushing & 2 TDs; Davis 2-4, 35 yards & 1 TD + 17-89 rushing & 1 TD; Total offense: Duke 407, NAVY 188; Halftime: NAVY, 10-7
N 18	North Carolina	H	L	9-20	44,000	UNC QB Bomar 9-12, 111 yards & 1 TD + 21-73 rushing & 1 TD; Total offense: Duke 295, UNC 240; TOs: Duke 2, UNC 0; Calabrese 11-91 rushing

N<sup>1</sup> Raleigh, N.C.

N<sup>2</sup> Norfolk, Va.

	1st	2nd	3rd	4th	OT	Total
Duke	—	—	—	—	—	143
Opponents	—	—	—	—	—	153

TEAM STATISTICS	Duke	Opponents
SCORING	143	153
Points Per Game	14.3	15.3
FIRST DOWNS	171	150
Rushing	109	84
Passing	53	59
Penalty	9	7
RUSHING YARDAGE	1,835	1,433
Yards gained rushing	2,138	1,682
Yards lost rushing	303	249
Rushing Attempts	510	452
Average Per Rush	3.6	3.2
Average Per Game	183.5	143.3
TDs Rushing	—	—
PASSING YARDAGE	1,204	1,163
Comp-Att-Int	93-183-12	89-190-16
Average Per Pass	6.6	6.1
Average Per Catch	13.0	13.1
Average Per Game	—	—
TDs Passing	5	6
TOTAL OFFENSE	3,039	2,596
Total Plays	—	—
Average Per Play	—	—
Average Per Game	303.9	259.6
KICK RETURNS: #-Yards	30-608	28-611
PUNT RETURNS: #-Yards	29-254	21-227
INT RETURNS: #-Yards	16-65	12-105
KICK RETURN AVERAGE	20.3	21.8
PUNT RETURN AVERAGE	8.8	10.8
INT RETURN AVERAGE	4.1	8.8
FUMBLES-LOST	25-13	17-6
PENALTIES-Yards	49-479	49-616
Average Per Game	40.7	53.6
PUNTS-Yards	51-1,846	52-1,879
Average Per Punt	36.2	36.1
Net punt average	—	—
KICKOFFS-Yards	—	—
Average Per Kick	—	—
Net kick average	—	—
TIME OF POSSESSION/Game	—	—
3RD-DOWN Conversions	—	—
3rd-Down Pct	—	—
4TH-DOWN Conversions	—	—
4th-Down Pct	—	—
SACKS BY-Yards	—	—
TOUCHDOWNS SCORED	19	21
FIELD GOALS-ATTEMPTS	4-13	4-11
ON-SIDE KICKS	—	—
RED-ZONE SCORES	—	—
RED-ZONE TOUCHDOWNS	—	—
PAT-ATTEMPTS	(17-19) 89%	(15-21) 71%

RUSHING									
Player	G	Att	Gain	Loss	Net	Avg	TD	Lg	Avg/G
J. Calabrese	—	136	572	9	563	4.1	—	—	—
F. Ryan	—	115	538	13	525	4.6	—	38	—
P. Schafer	—	73	272	7	265	3.6	—	—	—
L. Davis	—	70	292	96	196	2.8	—	—	—
A. Woodall	—	84	341	172	169	2.0	—	—	—
D. Baglien	—	21	62	0	62	3.0	—	—	—
M. Courtillet	—	4	48	1	47	11.8	—	—	—
J. Devonshire	—	6	13	0	13	2.2	—	—	—
D. Abdella	—	1	0	5	-5	-5.0	—	—	—

PASSING									
Player	G	Effic	C-A-I	Pct	Yds	TD	Lg	Avg/G	
A. Woodall	—	—	79-150-9	.527	1,019	2	45	—	—
L. Davis	—	—	14-32-3	.438	185	3	—	—	—
P. Schafer	—	—	0-1-0	.000	0	0	—	—	—

RECEIVING									
Player	G	No.	Yds	Avg	TD	Lg	Avg/G		
J. Dearth	—	20	284	14.2	0	—	—	—	—
H. Carter	—	17	244	14.8	1	—	—	—	—
F. Ryan	—	10	127	12.7	1	—	—	—	—
E. Hicklin	—	9	91	10.1	1	—	—	—	—
J. Hysong	—	8	133	16.3	1	—	—	—	—
M. Courtillet	—	8	110	13.8	0	—	—	—	—
J. Calabrese	—	8	90	11.2	0	—	—	—	—
P. Schafer	—	7	37	5.3	1	—	—	—	—
J. Devonshire	—	3	62	20.7	0	—	—	—	—
D. Baglien	—	3	26	8.7	0	—	—	—	—

SCORING												
Player	TD	FG	Kick	Rush	Rcv	Pass	Dxp	Saf	Pts			
J. Calabrese	5	0-0	0-0	0-0	0	0-0	—	0	30			
B. Riesenfeld	0	4-13	17-18	0-0	0	0-0	—	0	29			
F. Ryan	4	0-0	0-0	0-0	0	0-0	—	0	24			
P. Schafer	3	0-0	0-0	0-0	0	0-0	—	0	18			
L. Davis	2	0-0	0-0	0-1	0	0-0	—	0	12			
D. Baglien	1	0-0	0-0	0-0	0	0-0	—	0	6			
H. Carter	1	0-0	0-0	0-0	0	0-0	—	0	6			
J. Devonshire	1	0-0	0-0	0-0	0	0-0	—	0	6			
E. Hicklin	1	0-0	0-0	0-0	0	0-0	—	0	6			
J. Hysong	1	0-0	0-0	0-0	0	0-0	—	0	6			

PUNTING										
Player	No.	Yds	Avg	Lg	TB	FC	i20	50+	Blk	
D. Baglien	51	1,846	36.2	53	—	—	—	—	1	

KICKOFF RETURNS					
Player	No.	Yds	Avg	TD	Lg
P. Schafer	8	147	18.4	0	—
A. Beath	6	156	26.0	0	49
R. Hepler	5	114	22.8	0	49
F. Ryan	5	99	19.8	0	—
D. Brannon	2	55	27.5	0	—
J. Dixon	1	19	19.0	0	19
J. Calabrese	1	15	15.0	0	15
D. Baglien	1	3	3.0	0	3
M. Renneker	1	0	0.0	0	—

PUNT RETURNS					
Player	No.	Yds	Avg	TD	Lg
R. Hepler	16	152	9.5	0	27
D. Brannon	5	25	5.0	0	—
A. Beath	4	47	11.8	0	—
A. Vann	4	30	7.5	0	—

INTERCEPTIONS						
Player	No.	Yds	Avg	TD	Lg	
A. Beath	6	4	0.7	0	—	—
D. Biddle	3	9	3.0	0	—	—
D. Brannon	2	36	18.0	0	36	—
G. Wuerstle	2	16	8.0	0	—	—
T. Edens	1	0	0.0	0	—	—
L. Dempsey	1	0	0.0	0	—	—
A. Vann	1	0	0.0	0	—	—

FIELD GOALS										
Player	FGM-A	Pct	1-19	20-29	30-39	40-49	50+	Lg	Blk	
B. Riesenfeld	4-13	.308	—	—	—	—	—	47	—	

TOTAL OFFENSE LEADERS						
Player	G	Plays	Rush	Pass	Total	Avg/G
—						

ALL PURPOSE YARDAGE LEADERS									
Player	G	Rush	Rec	PR	KOR	IR	Total	Avg/G	
—									

TACKLE LEADERS							
Player	G	UA	A	Tot	TFL/Yds	Sacks/Yds	PBU
—							

CAUSED FUMBLES

FUMBLE RECOVERIES

1968

Overall Record: 4-6 ACC: 3-4 (5th)

Head Coach: Tom Harp  
Assistant Coaches: Jacque Hetrick (OC/OB), George Hill (DC/DL), Herschel Caldwell (DE), Carmen Falcone (LB), Sam Timer (DB), Harold Hunter (OL), Stan Crisson (OE), Bob Cox (Assistant), Jack Hall (Freshman)  
Starting Lineup: OFFENSE: QB Leo Hart, TB Phil Asack, FB Don Baglien, FL Wes Chesson, WR Henley Carter, TE Jim Dearth, OT Ken Bombard, OT Art Morgan, C Bob Morris, OG J.B. Edwards, OG Ken Aoma; DEFENSE: DE George Joseph, NG Frank Lilly, DT Chuck Grace, DT Fred Zirkle, DE Danny Rose, LB Dick Biddle, LB Ed Newman, DB Larry Davis, DB Tom Edens, DB Phil Singer, DB Ed Hicklin; SPECIAL TEAMS: K David Pugh, P Wes Chesson  
Captain: J.B. Edwards | Team MVP: Henley Carter  
All-ACC: Dick Biddle<sup>1</sup>, Henley Carter<sup>1</sup>, Leo Hart<sup>1</sup>  
All-America: Dick Biddle<sup>1M</sup>, Henley Carter<sup>1M</sup>, Leo Hart<sup>1M</sup> | Academic All-America: —  
Miscellaneous Awards: —

S 21	South Carolina	A	W	14-7	42,234	Hart 16-25, 214 yards & 1 TD; Carter 6-107 receiving & 1 TD; SCAR RB Muir 18-89 rushing & 1 TD; Total offense: Duke 298, SCAR 410
S 28	Michigan	H	L	10-31	25,000	MICH RB Johnson 31-205 rushing & 2 TDs; Hart 11-29, 183 yards & 1 TD; Courtillet 8-166 receiving & 1 TD; Total offense: Duke 318, MICH 480
O 5	Maryland	N <sup>1</sup>	W	30-28	21,000	Pugh GW 27-yard FG (0:00: 4th); Asack 8-87 rushing & 1 TD (61); Biddle & Lilly 14 tackles each; MD RB Lovett 26-140 rushing & 1 TD
O 12	Virginia	H	L	20-50	22,000	UVA RB Anderson 24-183 rushing & 3 TDs; Chesson 11-176 receiving & 1 TD; Total offense: Duke 428, UVA 603; TOs: Duke 4, UVA 1
O 19	Clemson	A	L	22-39	30,000	CLEM RB Gore 14-112 rushing & 1 TD; Asack 18-114 rushing; Hart 19-34, 316 passing & 2 TDs; Carter 13-209 receiving; Duke 7 TOs; Halftime: Duke, 7-6
O 26	Army West Point	A	L	25-57	32,000	ARMY FB Jarvis 23-128 rushing & 2 TDs; ARMY HB Moore 12-93 rushing & 4 TDs; Chesson 6-110 receiving & 1 TD; Halftime: ARMY, 42-7
N 2	Georgia Tech	H	W	46-30	25,000	Asack 40-140 rushing & 3 TDs (ACC single-game rush attempts record); GT WR Sias 6-143 receiving & 2 TDs; Total offense: Duke 594, GT 468
N 9	N.C. State	H	L	15-17	25,000	NCS QB Klebe 15-86 rushing; Hart PAT rush failed after own 5-yard TD rush (3:40: 4th); Asack 29-82 rushing; Hart 2 total TDs (1 pass & 1 rush)
N 16	Wake Forest	H	W	18-3	17,500	Hart 20-28, 282 yards & 2 TDs; Chesson 6-127 receiving & 1 TD (81); Total offense: Duke 465; WF 360; Duke defense 3 INTs & 2 FRs
N 23	North Carolina	A	L	14-25	44,500	UNC QB Bomar 11-19, 179 passing & 2 TDs + 18-78 rushing & 1 TD; Biddle 25 tackles; Chesson 9-150 receiving; Total offense: Duke 415, UNC 411
N <sup>1</sup>	Norfolk, Va.					

	1st	2nd	3rd	4th	OT	Total
Duke	—	—	—	—	—	214
Opponents	—	—	—	—	—	287
TEAM STATISTICS				Duke		Opponents
SCORING				214		287
Points Per Game				21.4		28.7
FIRST DOWNS				232		118
Rushing				96		118
Passing				125		73
Penalty				11		4
RUSHING YARDAGE				1,580		2,590
Yards gained rushing				1,878		2,793
Yards lost rushing				298		203
Rushing Attempts				454		537
Average Per Rush				3.5		4.8
Average Per Game				158.0		259.0
TDs Rushing				—		—
PASSING YARDAGE				2,653		1,651
Comp-Att-Int				186-346-14		110-221-11
Average Per Pass				7.7		7.5
Average Per Catch				15.3		15.0
Average Per Game				265.3		165.1
TDs Passing				11		8
TOTAL OFFENSE				4,233		4,241
Total Plays				—		—
Average Per Play				—		—
Average Per Game				423.3		424.1
KICK RETURNS: #-Yards				46-898		34-631
PUNT RETURNS: #-Yards				19-219		13-144
INT RETURNS: #-Yards				11-160		14-230
KICK RETURN AVERAGE				19.5		18.6
PUNT RETURN AVERAGE				11.5		11.1
INT RETURN AVERAGE				14.5		16.4
FUMBLES-LOST				31-21		16-11
PENALTIES-Yards				40-340		52-497
Average Per Game				34.0		49.7
PUNTS-Yards				53-1,795		58-2,222
Average Per Punt				33.9		38.3
Net punt average				—		—
KICKOFFS-Yards				—		—
Average Per Kick				—		—
Net kick average				—		—
TIME OF POSSESSION/Game				—		—
3RD-DOWN Conversions				—		—
3rd-Down Pct				—		—
4TH-DOWN Conversions				—		—
4th-Down Pct				—		—
SACKS BY-Yards				—		—
TOUCHDOWNS SCORED				30		40
FIELD GOALS-ATTEMPTS				3-5		3-5
ON-SIDE KICKS				—		—
RED-ZONE SCORES				—		—
RED-ZONE TOUCHDOWNS				—		—
PAT-ATTEMPTS				(13-20) 65%		(24-30) 80%

RUSHING									
Player	G	Att	Gain	Loss	Net	Avg	TD	Lg	Avg/G
P. Asack	—	168	698	8	690	4.1	—	—	—
D. Baglien	—	55	318	1	317	5.8	—	—	—
W. Chesson	—	50	176	26	150	3.0	—	—	—
H. Carter	—	20	115	0	115	5.8	—	—	—
D. Trice	—	35	151	36	115	3.3	—	—	—
L. Hart	—	102	329	227	102	1.0	—	—	—
J. Cappellano	—	23	89	0	89	3.9	—	—	—
R. Hepler	—	1	2	0	2	2.0	—	—	—
PASSING									
Player	G	Effic	C-A-I	Pct	Yds	TD	Lg	Avg/G	
L. Hart	—	—	162-301-11	.538	2,238	11	—	—	—
D. Trice	—	—	24-44-3	.545	415	3	—	—	—
W. Chesson	—	—	0-1-0	.000	0	0	—	—	—
RECEIVING									
Player	G	No.	Yds	Avg	TD	Lg	Avg/G		
H. Carter	—	65	892	13.7	2	—	—	—	—
W. Chesson	—	47	794	16.9	4	—	—	—	—
J. Dearth	—	29	437	15.1	4	—	—	—	—
M. Courtillet	—	18	278	15.4	1	—	—	—	—
D. Baglien	—	15	137	9.1	0	—	—	—	—
P. Asack	—	11	108	9.8	0	—	—	—	—
R. Hepler	—	1	7	7.0	0	7	—	—	—
SCORING									
Player	TD	FG	Kick	Rush	Rcv	Pass	Dxp	Saf	Pts
P. Asack	8	0-0	0-0	0-0	1	0-0	—	0	50
W. Chesson	6	0-0	0-0	0-0	1	0-0	—	0	38
J. Dearth	4	0-0	0-0	0-0	0	0-0	—	0	24
L. Hart	3	0-0	0-0	2-2	0	3-4	—	0	22
H. Carter	3	0-0	0-0	0-0	1	0-0	—	0	20
D. Pugh	0	2-4	13-18	0-0	0	0-0	—	0	19
D. Trice	3	0-0	0-0	0-0	0	0-4	—	0	18
J. Cappellano	2	0-0	0-0	0-0	0	0-0	—	0	12
M. Courtillet	1	0-0	0-0	0-0	0	0-0	—	0	6
E. Mowry	0	1-1	0-2	0-0	0	0-0	—	0	3
TEAM	0	0-0	0-0	0-0	0	0-0	—	1	2
PUNTING									
Player	No.	Yds	Avg	Lg	TB	FC	i20	50+	Blk
W. Chesson	53	1,795	33.9	—	—	—	—	—	1
KICKOFF RETURNS									
Player	No.	Yds	Avg	TD	Lg				
E. Hicklin	27	553	20.5	0	—				
M. Courtillet	6	123	20.5	0	—				
W. Chesson	4	90	22.5	0	—				
L. Davis	4	44	11.0	0	—				
J. Cappellano	3	57	19.0	0	—				
J. Dearth	1	22	22.0	0	22				
H. Carter	1	7	7.0	0	7				
PUNT RETURNS									
Player	No.	Yds	Avg	TD	Lg				
S. Davis	8	77	9.6	0	—				
E. Hicklin	6	63	10.5	0	—				
M. Courtillet	3	54	18.0	0	—				
J. Cappellano	1	20	20.0	0	20				
T. Edens	1	5	5.0	0	5				

INTERCEPTIONS						
Player	No.	Yds	Avg	TD	Lg	
E. Hicklin	2	38	19.0	0	—	
D. Biddle	2	36	18.0	0	—	
D. Trice	2	36	18.0	0	—	
J. Cappellano	2	0	0.0	0	—	
P. Singer	1	34	34.0	0	34	
T. Edens	1	13	13.0	0	13	
M. Fitzpatrick	1	3	3.0	0	3	

FIELD GOALS									
Player	FGM-A	Pct	1-19	20-29	30-39	40-49	50+	Lg	Blk
D. Pugh	2-4	.500	—	—	—	—	—	—	—
E. Mowry	1-1	1.000	—	—	—	—	—	—	—

TOTAL OFFENSE LEADERS						
Player	G	Plays	Rush	Pass	Total	Avg/G
—						

ALL PURPOSE YARDAGE LEADERS									
Player	G	Rush	Rec	PR	KOR	IR	Total	Avg/G	
—									

TACKLE LEADERS									
Player	G	UA	A	Tot	TFL/Yds	Sacks/Yds	PBU		
—									

CAUSED FUMBLES
—

FUMBLE RECOVERIES
—

1969

Overall Record: 3-6-1 ACC: 3-3-1 (3rd)

Head Coach: Tom Harp  
Assistant Coaches: Jacque Hetrick (OC/OB), George Hill (DC/LB), Carmen Falcone (DT), Alex Gibbs (DE), Harold Hunter (OL), John Gutekunst (Asst. OL), Stan Crisson (WR/Passing), Sam Timer (DB), Bob Cox (As-sistant), Herschel Caldwell (Freshman)  
Starting Lineup: OFFENSE: QB Leo Hart, RB Bill Thompson, TB Bob Zwirko, WE Wes Chesson, FL Marcel Courtillet, E Jim Dearth, OT Guy Johnson, OT Ken Bombard, C Bob Morris, OG John Dull, OG Dan Phelan; DEFENSE: DL Bob Shinn, DL Curt Rawley, DL Joe Sciulli, DL Bruce Mills, LB Paul Johnstone, LB John Kiefer, LB Phil Asack, DB Ernie Jackson, DB Rich Searl, DB John Cappellano, DB Mike Davies;  
SPECIAL TEAMS: K David Pugh, P Wes Chesson  
Captain: Jim Dearth | Team MVP: Leo Hart  
All-ACC: Leo Hart<sup>I</sup>, Rich Searl<sup>I</sup>  
All-America: Leo Hart<sup>HM</sup> | Academic All-America: John Cappellano<sup>HM</sup>, Jim Dearth<sup>HM</sup>, Curt Rawley<sup>HM</sup>, Dave Trice<sup>HM</sup>  
Miscellaneous Awards: —

S 20	South Carolina	A	L	20-27	42,791	SCAR QB Suggs 10-16, 107 yards + 15-98 rushing & 1 TD; Hart 20-34, 194 yards & 2 TDs; Total offense: Duke 306, SCAR 446
S 27	Virginia	A	L	0-10	25,000	UVA RB Helman 32-158 rushing; UVA RB Lacey 21-94 rushing & 1 TD; Hart 11-26, 90 yards; Total offense: Duke 192, UVA 315
O 4	Pittsburgh	H	L	12-14	18,000	PITT RB Esposito 25-76 rushing + 3-25 receiving & 1 TD; Duke PAT rush failed trailing 14-12 (7:10; 4th); Jackson 82-yard PR for TD
O 11	Wake Forest	A	W	27-20	21,000	Asack 30-82 rushing & 2 TDs; Hart 21-28, 262 yards & 1 TD; WF RB Dolbin 13-96 rushing & 1 TD; Total offense: Duke 372, WF 343
O 18	Maryland	A	L	7-20	26,700	MD RB Thomas 22-170 rushing & 1 TD; MD RB Miller 27-101 rushing; Hart 16-40 rushing & 1 TD; Total offense: Duke 245, MD 431
O 25	N.C. State	A	T	25-25	32,700	Dearth PAT pass from Hart following Zwirko 20-yard TD rush to tie game, 25-25 (2:24; 4th); Cappellano 19-111 rushing; Zwirko 2 rushing TDs
N 1	Georgia Tech	A	L	7-20	41,113	GT RB Cunningham 33-190 rushing; Zwirko 20-103 rushing; Courtillet 10-158 receiving; Hart 275 passing yards; TOS: Duke 6, GT 2
N 8	Clemson	H	W	34-27	22,000	Zwirko 19-104 rushing & 1 TD; Hart 11-46 rushing & 3 TDs; CLEM RB Yauger 31-141 rushing; Davies INT ends CLEM final drive at Duke 26 (4th)
N 15	Virginia Tech	N <sup>I</sup>	L	12-48	23,000	VT RB Tiberio 10-170 rushing & 1 TD; VT RB Edwards 14-105 rushing & 3 TDs; Zwirko 14-61 rushing & 1 TD; VT 469 rushing yards
N 22	North Carolina	H	W	17-13	44,000	Phelan recovers UNC onside kick attempt (0:50; 4th); Chessan 53-yard TD rush on "shoestrng play" (0:30; 3rd); Total offense: Duke 298, UNC 460
N <sup>I</sup> Norfolk, Va.						

	1st	2nd	3rd	4th	OT	Total
Duke	37	28	36	60	—	161
Opponents	34	70	42	78	—	224
TEAM STATISTICS						
	Duke			Opponents		
SCORING	161			224		
Points Per Game	16.1			22.4		
FIRST DOWNS	181			197		
Rushing	79			136		
Passing	90			53		
Penalty	12			8		
RUSHING YARDAGE	1,310			2,910		
Yards gained rushing	1,742			3,105		
Yards lost rushing	432			195		
Rushing Attempts	440			597		
Average Per Rush	3.4			4.9		
Average Per Game	131.0			291.0		
TDs Rushing	—			—		
PASSING YARDAGE	1,725			1,112		
Comp-Att-Int	153-283-11			71-159-10		
Average Per Pass	6.1			7.0		
Average Per Catch	11.3			15.2		
Average Per Game	172.5			111.2		
TDs Passing	6			11		
TOTAL OFFENSE	3,035			4,022		
Total Plays	—			—		
Average Per Play	—			—		
Average Per Game	303.5			402.2		
KICK RETURNS: #-Yards	38-649			36-596		
PUNT RETURNS: #-Yards	20-260			22-164		
INT RETURNS: #-Yards	10-101			11-75		
KICK RETURN AVERAGE	17.1			16.6		
PUNT RETURN AVERAGE	13.0			7.5		
INT RETURN AVERAGE	10.1			6.8		
FUMBLES-LOST	20-10			25-15		
PENALTIES-Yards	50-508			61-634		
Average Per Game	50.8			63.4		
PUNTS-Yards	65-2,436			53-1,983		
Average Per Punt	37.5			37.4		
Net punt average	—			—		
KICKOFFS-Yards	—			—		
Average Per Kick	—			—		
Net kick average	—			—		
TIME OF POSSESSION/Game	—			—		
3RD-DOWN Conversions	—			—		
3rd-Down Pct	—			—		
4TH-DOWN Conversions	—			—		
4th-Down Pct	—			—		
SACKS BY-Yards	—			—		
TOUCHDOWNS SCORED	22			28		
FIELD GOALS-ATTEMPTS	4-9			11-14		
ON-SIDE KICKS	—			—		
RED-ZONE SCORES	—			—		
RED-ZONE TOUCHDOWNS	—			—		
PAT-ATTEMPTS	(16-22) 73%			(22-28) 78%		

RUSHING										
Player	G	Att	Gain	Loss	Net	Avg	TD	Lg	Avg/G	
B. Zwirko	—	94	513	9	504	5.4	—	—	—	
J. Cappellano	—	71	318	1	317	4.5	—	—	—	
P. Asack	—	66	233	4	229	3.5	—	—	—	
W. Chesson	—	21	162	43	119	5.7	—	53	—	
R. McDow	—	18	94	1	93	5.2	—	—	—	
D. Baglien	—	20	71	0	71	3.5	—	—	—	
R. Hepler	—	7	17	0	17	2.4	—	—	—	
D. Satyshur	—	34	83	93	-10	-0.3	—	—	—	
L. Hart	—	109	251	281	-30	-0.3	—	—	—	
PASSING										
Player	G	Effic	C-A-I	Pct	Yds	TD	Lg	Avg/G		
L. Hart	—	—	145-268-9	.542	1,642	5	59	—	—	
D. Satyshur	—	—	8-14-1	.572	83	1	—	—	—	
W. Chesson	—	—	0-1-0	.000	0	0	—	—	—	
RECEIVING										
Player	G	No.	Yds	Avg	TD	Lg	Avg/G			
M. Courtillet	—	45	489	10.9	2	—	—	—	—	
W. Chesson	—	43	525	12.4	3	—	—	—	—	
J. Dearth	—	20	261	13.0	0	—	—	—	—	
J. Cappellano	—	18	188	10.4	0	—	—	—	—	
R. Hepler	—	12	127	10.6	1	—	—	—	—	
D. Baglien	—	6	45	7.5	0	—	—	—	—	
B. Zwirko	—	4	20	5.0	0	—	—	—	—	
B. Bochow	—	3	44	14.7	0	—	—	—	—	
R. McDow	—	2	26	13.0	0	—	—	—	—	
SCORING										
Player	TD	FG	Kick	Rush	Rcv	Pass	Dxp	Saf	Pts	
L. Hart	7	0-0	0-0	0-0	0	0-1	—	0	42	
D. Pugh	0	4-9	15-19	0-1	0	0-0	—	0	27	
W. Chesson	4	0-0	0-0	0-0	0	0-0	—	0	24	
B. Zwirko	4	0-0	0-0	0-0	0	0-0	—	0	24	
P. Asack	2	0-0	0-0	0-0	0	0-0	—	0	12	
M. Courtillet	2	0-0	0-0	0-0	0	0-0	—	0	12	
J. Cappellano	1	0-0	0-0	0-0	0	0-0	—	0	6	
R. Hepler	1	0-0	0-0	0-0	0	0-0	—	0	6	
E. Jackson	1	0-0	0-0	0-0	0	0-0	—	0	6	
J. Dearth	0	0-0	0-0	1-1	0	0-0	—	0	2	
D. Satyshur	0	0-0	0-0	0-0	0	0-1	—	0	0	

PUNTING										
Player	No.	Yds	Avg	Lg	TB	FC	i20	50+	Blk	
W. Chesson	64	2,405	37.6	58	—	—	—	—	0	
M. Davies	1	31	31.0	31	—	—	—	—	0	
KICKOFF RETURNS										
Player	No.	Yds	Avg	TD	Lg					
B. Zwirko	22	407	18.5	0	—					
D. Baglien	5	112	22.4	0	30					
W. Chesson	3	47	15.7	0	—					
M. Davies	3	36	12.0	0	—					
W. McKee	2	24	12.0	0	—					
R. Hepler	1	8	8.0	0	8					
J. Dearth	1	8	8.0	0	8					
R. Searl	1	7	7.0	0	7					

PUNT RETURNS					
Player	No.	Yds	Avg	TD	Lg
R. Searl	13	115	8.8	0	—
B. Zwirko	6	62	10.3	0	—
E. Jackson	1	83	83.0	1	83
M. Davies	1	0	0.0	0	—
INTERCEPTIONS					
Player	No.	Yds	Avg	TD	Lg
R. Searl	4	92	23.0	0	41
E. Jackson	4	2	0.5	0	—
D. Trice	1	7	7.0	0	7
M. Davies	1	0	0.0	0	—

FIELD GOALS										
Player	FGM-A	Pct	1-19	20-29	30-39	40-49	50+	Lg	Blk	
D. Pugh	4-9	.444	—	—	—	—	—	—	—	

TOTAL OFFENSE LEADERS						
Player	G	Plays	Rush	Pass	Total	Avg/G
—						

ALL PURPOSE YARDAGE LEADERS							
Player	G	Rush	Rec	PR	KOR	IR	Total Avg/G
—							

TACKLE LEADERS							
Player	G	UA	A	Tot	TFL/Yds	Sacks/Yds	PBU
—							

CAUSED FUMBLES

FUMBLE RECOVERIES  
C. Rawley 3, M. Davies 2, B. Mills 2, R. Searl 2, M. Courtillet 1, J. Dearth 1, J. Kiefer 1, F. Rojas 1, L. Murdock 1, B. Zwirko 1



1970

Overall Record: 6-5 ACC: 5-2 (2nd)

Head Coach: Tom Harp  
Assistant Coaches: Jacque Hetrick (OC/OB), George Hill (DC/LB), Carmen Falcone (Asst. DL), Alex Gibbs (DB), Harold Hunter (OL), Stan Crisson (WR/Passing), Ron Snyder (DL), Bob Cox (Assistant), Herschel Caldwell (Assistant), John Gutekunst (Freshman)  
Starting Lineup: OFFENSE: QB Leo Hart, FB Steve Jones, TB Bill Thompson, FL Wes Chesson, E Brad Evans, E Bill Baker, OT Willie Clayton, OT Ed Newman, C Dale Grimes, OG Bob Fitch, OG Fred Rojas;  
DEFENSE: DL Bob Shinn, DL Bruce Mills, DL Thomas Harris, DL Curt Rawley, LB Dick Biddle, LB Phil Asack, LB Lanny Murdock, DB John Cappellano, DB Rich Searl, DB Ernie Jackson, DB Mike Davies; SPE-  
CIAL TEAMS: K David Wright & David Pugh, P Wes Chesson  
Captains: Dick Biddle & Leo Hart | Team MVP: Leo Hart  
All-ACC: Dick Biddle<sup>1</sup>, Wes Chesson<sup>1</sup>, Leo Hart<sup>1</sup>, Bruce Mills<sup>1</sup>, Rich Searl<sup>1</sup>  
All-America: Dick Biddle<sup>2</sup>, Wes Chesson<sup>1M</sup>, Leo Hart<sup>1M</sup>, Bruce Mills<sup>1M</sup>, Rich Searl<sup>1M</sup> | Academic All-America: Curt Rawley<sup>1</sup>  
Miscellaneous Awards: —

S 12	Florida	N <sup>1</sup>	L	19-21	53,841	FLA QB Reaves 14-27, 230 yards; FLA RB Durrance 22-56 rushing & 2 TDs; Jones 13-104 rushing & 1 TD; Hart 21-36, 228 yards & 1 TD
S 19	Maryland	H	W	13-12	12,877	Wright GW 45-yard FG (0:01; 4th); Hart 24-38, 254 yards & 1 TD; Chesson 10-93 receiving; MD WR Seymore 6-138 receiving & 1 TD
S 26	Virginia	H	W	17-7	24,478	Jones 32-112 rushing & 1 TD; Chesson 8-106 receiving; 1st downs: Duke 25, UVA 10; Total offense: Duke 452, UVA 253; Halftime: UVA, 7-3
O 3	Ohio State (-/1)	A	L	10-34	86,123	OHST RB Hayden 26-165 rushing; OHST RB Brockington 28-117 rushing & 1 TD; Total offense: Duke 249, OHST 481; Halftime: OHST, 6-3
O 10	West Virginia (-/11)	A	W	21-13	35,000	Jones 22-98 rushing & 2 TDs; Thompson 23-93 rushing; WVU RB E. Williams 24-99 rushing; Total offense: Duke 318, WVU 273
O 17	N.C. State	A	W	22-6	26,400	Jones 18-74 rushing & 1 TD; Thompson 15-69 rushing; Wright 51-yard FG; Biddle & Searl 1 INT each; Total offense: Duke 273, NCS 167
O 24	Clemson	A	W	21-10	30,000	Jones 38-171 rushing + 2-21 receiving & 1 TD; Chesson 13-149 receiving; Total offense: Duke 546, CLEM 316; Halftime: CLEM, 10-7
O 31	Georgia Tech	H	L	16-24	32,650	GT DB Beavers 75-yard INT return for TD (0:40; 4th); Thompson 3-74 rushing & 1 TD (73); Chesson 8-142 receiving; Total offense: Duke 420, GT 345
N 7	Wake Forest	H	L	14-28	28,600	WF RB Garrett 23-141 rushing & 2 TDs; WF QB Russell 179 total yards; Hart 2 rushing TDs; Total offense: Duke 330, WF 425; Duke 5 TOs
N 14	South Carolina	A	W	42-38	42,454	Bosetti GW 2-yard TD run (2:00; 4th); Murdock INT ends SCAR final drive (1:05; 4th); Bosetti 42-138 rushing & 3 TDs; Chesson 10-189 receiving & 2 TDs
N 21	North Carolina	A	L	34-59	48,600	UNC RB McCauley 47-279 rushing & 5 TDs; Chesson 5-150 receiving & 1 TD (63); 1st downs: Duke 13, UNC 26; Total offense: Duke 356, UNC 616

N<sup>1</sup> Jacksonville, Fla.

	1st	2nd	3rd	4th	OT	Total
Duke	13	60	60	96	—	229
Opponents	51	73	80	48	—	252
TEAM STATISTICS	Duke			Opponents		
SCORING	229			252		
Points Per Game	20.8			22.9		
FIRST DOWNS	235			201		
Rushing	103			126		
Passing	113			67		
Penalty	19			8		
RUSHING YARDAGE	1,884			2,458		
Yards gained rushing	2,153			2,595		
Yards lost rushing	269			137		
Rushing Attempts	546			578		
Average Per Rush	3.5			4.3		
Average Per Game	171.2			223.4		
TDs Rushing	18			24		
PASSING YARDAGE	2,265			1,443		
Comp-Att-Int	184-317-14			105-225-21		
Average Per Pass	7.1			6.4		
Average Per Catch	12.3			13.7		
Average Per Game	205.9			131.2		
TDs Passing	10			6		
TOTAL OFFENSE	4,149			3,901		
Total Plays	863			803		
Average Per Play	4.8			4.9		
Average Per Game	377.2			354.6		
KICK RETURNS: #-Yards	39-751			43-819		
PUNT RETURNS: #-Yards	34-365			18-200		
INT RETURNS: #-Yards	21-			14-		
KICK RETURN AVERAGE	19.2			19.0		
PUNT RETURN AVERAGE	10.7			11.1		
INT RETURN AVERAGE	—			—		
FUMBLES-LOST	27-16			18-9		
PENALTIES-Yards	42-410			56-582		
Average Per Game	37.3			52.9		
PUNTS-Yards	53-2,035			57-2,229		
Average Per Punt	38.4			39.1		
Net punt average	—			—		
KICKOFFS-Yards	—			—		
Average Per Kick	—			—		
Net kick average	—			—		
TIME OF POSSESSION/Game	—			—		
3RD-DOWN Conversions	—			—		
3rd-Down Pct	—			—		
4TH-DOWN Conversions	—			—		
4th-Down Pct	—			—		
SACKS BY-Yards	—			—		
TOUCHDOWNS SCORED	28			30		
FIELD GOALS-ATTEMPTS	11-25			6-13		
ON-SIDE KICKS	—			—		
RED-ZONE SCORES	—			—		
RED-ZONE TOUCHDOWNS	—			—		
PAT-ATTEMPTS	(24-28) 86%			—		

RUSHING										
Player	G	Att	Gain	Loss	Net	Avg	TD	Lg	Avg/G	
S. Jones	—	203	866	12	854	4.3	8	38	—	
B. Thompson	—	99	469	12	457	4.6	1	73	—	
A. Bosetti	—	61	226	5	221	3.6	0	30	—	
L. Hart	—	103	275	196	79	0.8	4	25	—	
W. Chesson	—	24	110	27	83	3.4	3	17	—	
D. Satyshur	—	22	88	9	79	3.6	0	13	—	
B. Zwirko	—	15	52	2	50	3.3	0	13	—	
J. Johnston	—	13	51	2	49	3.7	0	8	—	
B. Evans	—	3	5	4	1	0.3	1	3	—	
R. Searl	—	1	5	0	5	5.0	0	5	—	
T. Ussery	—	1	3	0	3	3.0	1	3	—	
N. Baydoun	—	1	3	0	3	3.0	0	3	—	
PASSING										
Player	G	Effic	C-A-I	Pct	Yds	TD	Lg	Avg/G		
L. Hart	—	—	180-308-12	.584	2,236	7	—	—	—	
D. Satyshur	—	—	2-6-1	.333	22	1	—	—	—	
B. Evans	—	—	2-2-0	1.000	7	2	—	—	—	
S. Jones	—	—	0-1-1	.000	0	0	—	—	—	
RECEIVING										
Player	G	No.	Yds	Avg	TD	Lg	Avg/G			
W. Chesson	—	74	1,080	14.6	3	65	—	—	—	
B. Baker	—	27	294	10.9	1	28	—	—	—	
S. Jones	—	22	223	10.1	2	20	—	—	—	
B. Evans	—	21	214	10.2	1	26	—	—	—	
D. Satyshur	—	19	280	14.7	2	36	—	—	—	
D. Phelan	—	8	79	9.8	1	26	—	—	—	
J. Johnston	—	4	57	5.2	0	21	—	—	—	
A. Bosetti	—	4	7	1.7	0	7	—	—	—	
B. Thompson	—	3	16	5.3	0	12	—	—	—	
T. Ussery	—	1	15	15.0	0	15	—	—	—	
N. Baydoun	—	1	0	0.0	0	—	—	—	—	
SCORING										
Player	TD	FG	Kick	Rush	Rcv	Pass	Dxp	Saf	Pts	
S. Jones	10	0-0	0-0	0-0	0	0-0	—	—	60	
D. Pugh	0	6-10	18-20	0-0	0	0-0	—	—	36	
A. Bosetti	4	0-0	0-0	0-0	0	0-0	—	—	24	
L. Hart	3	0-0	0-0	1	0	0-0	—	—	20	
W. Chesson	3	0-0	0-0	0-0	0	1	—	—	20	
D. Wright	0	5-15	2-2	0-0	0	0-0	—	—	17	
D. Satyshur	2	0-0	0-0	0-0	0	1	—	—	14	
B. Evans	2	0-0	0-0	0-0	0	0-0	—	—	12	
B. Thompson	1	0-0	0-0	0-0	0	1	—	—	8	
T. Ussery	1	0-0	0-0	0-0	0	0-0	—	—	6	
D. Phelan	1	0-0	0-0	0-0	0	0-0	—	—	6	
B. Baker	1	0-0	0-0	0-0	0	0-0	—	—	6	
PUNTING										
Player	No.	Yds	Avg	Lg	TB	FC	i20	50+	Blk	
W. Chesson	36	1,353	37.6	52	—	—	—	—	0	
S. Jones	15	643	42.9	53	—	—	—	—	1	
M. Davies	1	39	39.0	39	—	—	—	—	0	

KICKOFF RETURNS									
Player	No.	Yds	Avg	TD	Lg				
S. Jones	15	366	24.4	0	35				
R. Searl	7	129	18.3	0	24				
R. Lebby	7	95	13.5	0	17				
E. Jackson	3	53	17.6	0	22				
B. Evans	3	44	14.6	0	16				
B. Baker	2	25	12.5	0	20				
T. Ussery	1	22	22.0	0	22				
M. Davies	1	17	17.0	0	17				
PUNT RETURNS									
Player	No.	Yds	Avg	TD	Lg				
R. Searl	27	222	8.2	0	20				
E. Jackson	5	112	22.4	0	69				
J. Cappellano	1	39	39.0	0	39				
M. Davies	1	0	0.0	0	—				
INTERCEPTIONS									
Player	No.	Yds	Avg	TD	Lg				
R. Searl	7	78	11.1	0	—				
M. Davies	3	12	4.0	0	—				
D. Biddle	2	38	19.0	0	—				
P. Asack	2	15	7.5	0	—				
L. Murdock	2	10	5.0	0	—				
R. Lebby	1	83	83.0	0	83				
B. Hanenberg	1	16	16.0	0	16				
B. Mills	1	0	0.0	0	—				
M. Peck	1	0	0.0	0	—				
FIELD GOALS									
Player	FGM-A	Pct	1-19	20-29	30-39	40-49	50+	Lg	Blk
D. Pugh	6-10	.600	—	—	—	—	—	—	—
D. Wright	5-15	.333	—	—	—	—	—	—	—
TOTAL OFFENSE LEADERS									
Player	G	Plays	Rush	Pass	Total	Avg/G			
L. Hart	—	—	79	2,236	2,315	—			
S. Jones	—	—	854	—	854	—			
ALL PURPOSE YARDAGE LEADERS									
Player	G	Rush	Rec	PR	KOR	IR	Total	Avg/G	
—									
TACKLE LEADERS									
Player	G	UA	A	Tot	TFL/Yds	Sacks/Yds	PBU		
—									
CAUSED FUMBLES									
—									
FUMBLE RECOVERIES									
J. Cappellano 2, E. Jackson 2, R. Parris 1, M. Peck 1, R. Searl 1, B. Shinn 1, J. Tomancheck 1									

1971

Overall Record: 6-5 ACC: 2-3 (13rd)

Head Coach: Mike McGee  
Assistant Coaches: Max Urlick (OB), Bob Bossons (OL), Marty Pierson (WR), Jerry McGee (DB), Larry Thompson (LB), Joe Robinson (DL)  
Starting Lineup: OFFENSE: QB Dennis Satyshur, RB Steve Jones, C Dale Grimes, G Willie Clayton, G Gary Heady, T John Dull, T Brad Evans, E Bill Baker, E Dan Phelan, RB Bob Zwirko, SE Brad Evans;  
DEFENSE: DE Melvin Parker, DE Jerry Giffin, DT Bob Parrish, DT Ed Newman, DT Bruce Mills, LB Paul Johnstone, LB Lanny Murdock, DB Bill Hanenberg, DB Ernie Jackson, DB Rich Searl, DB Mike Davies;  
SPECIAL TEAMS: K David Wright, P Ernie Jackson  
Captains: Rich Searl, Lanny Murdock & Dennis Satyshur | Team MVP: Ernie Jackson  
All-ACC: Bill Hanenberg<sup>1</sup>, Ernie Jackson<sup>1</sup>, Ed Newman<sup>1</sup>, Rich Searl<sup>1</sup>  
All-America: Ernie Jackson<sup>2</sup>, Ed Newman<sup>HM</sup>, Rich Searl<sup>HM</sup> | Academic All-America: —  
Miscellaneous Awards: ACC Player of the Year (Ernie Jackson)

S 11	Florida	N <sup>1</sup>	W	12-6	51,677	Jones 40-204 rushing; Total offense: Duke 288, FLA 353; Wright 4 FGs; Duke defense 3 INTs & 3 FRs; FLA QB Reaves 253 yards passing
S 18	South Carolina (-/19)	H	W	28-12	35,113	Jones 37-125 rushing & 2 TDs; Jackson 30-yard INT return for TD + 74-yard PR for TD; Total offense: Duke 180; SCAR 294; Duke defense 3 INTs
S 25	Virginia (20/-)	A	W	28-0	18,500	Jones 23-140 rushing & 2 TDs; Satyshur 5-5, 61 yards; Halftime: Duke, 7-0; Total offense: Duke 283, UVA 271; UVA 6 TOs; Hanenberg 2 INTs
O 2	Stanford (19/10)	A	W	9-3	61,000	Jackson 54-yard INT return for TD; Thompson 13-50 rushing; Zwirko 11-46 rushing; Jones DNP (injury); Total offense: Duke 139, STAN 362
O 9	Clemson (14/-)	N	L	0-3	20,000	CLEM K Siegler 39-yard FG (:10: 3rd); TOs: Duke 4, CLEM 2; Searl 18-53 rushing; Satyshur 8-17, 130 yards; Total offense: Duke 242, CLEM 225
O 16	N.C. State	H	W	41-13	28,174	Thompson 21-125 rushing & 2 TDs; Satyshur 7-10, 133 yards & 1 TD + 1 TD rush; Halftime: Duke, 28-7; Total offense: Duke 366, NCS 248
O 23	Navy (10/-)	A	L	14-15	24,844	NAVY K Lanning GW PAT after FB Pease 3-yard TD pass from QB Stuvek (:29: 4th); Jackson 17-83 rushing & 1 TD; Duke 7 TOs
O 30	Georgia Tech	A	L	0-21	49,886	GT RB Lang 14-68 rushing & 2 TDs; GT RB Home 20-114 rushing; Jones 23-123 rushing; Duke 3 TOs; Total offense: Duke 260, GT 366
N 6	West Virginia	H	W	31-15	30,150	Johnston 24-123 rushing; Jones 26-98 rushing & 2 TDs; Jackson 14-76 rushing; Total offense: Duke 409, WV 320; Duke defense 5 INTs
N 13	Wake Forest	A	L	7-23	32,000	WF RB Garrett 18-131 & 2 TDs; WF 23 points in 3rd quarter; Halftime: Duke, 7-0; Total offense: Duke 292, WF 350; Duke 3 TOs
N 20	North Carolina	H	L	0-38	51,500	UNC RB Jolley 24-159 rushing & 3 TDs; Jones 18-79 rushing; Searl 8-24, 111 yards + 32-67 rushing; Total offense: Duke 274, UNC 376

N<sup>1</sup> Tampa, Fla.

	1st	2nd	3rd	4th	Total
Duke	43	59	31	37	170
Opponents	0	34	64	51	149
TEAM STATISTICS			Duke		Opponents
SCORING			170		149
Points Per Game			15.5		13.5
FIRST DOWNS			156		194
Rushing			106		101
Passing			44		84
Penalty			6		9
RUSHING YARDAGE			2,174		1,748
Yards gained rushing			2,492		2,135
Yards lost rushing			318		387
Rushing Attempts			598		537
Average Per Rush			3.6		3.3
Average Per Game			197.6		158.9
TDs Rushing			17		11
PASSING YARDAGE			907		1,665
Comp-Att-Int			61-138-13		133-263-20
Average Per Pass			6.6		6.3
Average Per Catch			14.9		12.5
Average Per Game			82.4		151.3
TDs Passing			2		7
TOTAL OFFENSE			3,081		3,413
Total Plays			736		800
Average Per Play			4.2		4.3
Average Per Game			280.1		310.2
KICK RETURNS: #-Yards			31-609		33-643
PUNT RETURNS: #-Yards			34-317		27-136
INT RETURNS: #-Yards			—		—
KICK RETURN AVERAGE			19.6		19.4
PUNT RETURN AVERAGE			9.3		5.0
INT RETURN AVERAGE			—		—
FUMBLES-LOST			29-15		29-15
PENALTIES-Yards			54-443		42-435
Average Per Game			40.3		39.5
PUNTS-Yards			66-2,399		63-2,289
Average Per Punt			36.3		36.3
Net punt average			—		—
KICKOFFS-Yards			—		—
Average Per Kick			—		—
Net kick average			—		—
TIME OF POSSESSION/Game			—		—
3RD-DOWN Conversions			—		—
3rd-Down Pct			—		—
4TH-DOWN Conversions			—		—
4th-Down Pct			—		—
SACKS BY-Yards			—		—
TOUCHDOWNS SCORED			22		18
FIELD GOALS-ATTEMPTS			6-13		6-13
ON-SIDE KICKS			—		—
RED-ZONE SCORES			—		—
RED-ZONE TOUCHDOWNS			—		—
PAT-ATTEMPTS			(20-22) 91%		(14-18) 78%

RUSHING												
Player	G	Att	Gain	Loss	Net	Avg	TD	Lg	Avg/G			
S. Jones	7	193	886	25	861	4.5	6	35	123.0			
E. Jackson	—	65	375	15	360	5.5	5	83	—			
W. Thompson	—	67	341	0	341	5.0	4	63	—			
J. Johnston	—	82	297	11	286	3.4	0	18	—			
R. Searl	11	75	275	89	186	2.5	1	21	16.9			
A. Bosetti	—	12	29	6	23	1.9	0	6	—			
R. McDow	—	3	25	9	16	5.3	0	11	—			
G. Garvin	—	3	6	0	6	2.0	0	3	—			
J. Forbis	—	1	2	0	2	2.0	0	2	—			
J. Spoganetz	—	5	14	17	-3	-0.6	0	12	—			
D. Satyshur	9	60	105	146	-41	-0.7	1	13	-4.6			
PASSING												
Player	G	Effic	C-A-I	Pct	Yds	TD	Lg	Avg/G				
D. Satyshur	9	—	41-84-8	.488	631	2	—	70.1				
R. Searl	11	—	16-47-4	.340	221	0	—	20.1				
S. Jones	7	—	3-4-0	.750	44	0	—	6.3				
J. Spoganetz	—	—	1-3-1	.333	11	0	—	—				
RECEIVING												
Player	G	No.	Yds	Avg	TD	Lg	Avg/G					
D. Phelan	—	17	273	16.0	0	28	—					
B. Baker	—	17	238	14.0	0	26	—					
R. McDow	—	8	99	12.4	1	18	—					
B. Evans	—	5	114	22.8	1	35	—					
G. Garvin	—	3	34	11.3	0	19	—					
S. Jones	7	3	4	1.3	0	3	0.6					
T. Chambers	—	2	41	20.5	0	21	—					
W. Thompson	—	2	34	17.0	0	20	—					
J. Johnston	—	2	21	10.5	0	18	—					
R. Searl	11	1	28	28.0	0	28	2.5					
E. Jackson	—	1	21	21.0	0	21	—					
SCORING												
Player	TD	FG	Kick	Rush	Rcv	Pass	Dxp	Saf	Pts			
E. Jackson	8	0-0	0-0	0-0	0	0-0	—	—	48			
D. Wright	0	6-13	20-22	0-0	0	0-0	—	—	38			
S. Jones	6	0-0	0-0	0-0	0	0-0	—	—	36			
W. Thompson	4	0-0	0-0	0-0	0	0-0	—	—	24			
B. Evans	1	0-0	0-0	0-0	0	0-0	—	—	6			
R. McDow	1	0-0	0-0	0-0	0	0-0	—	—	6			
D. Satyshur	1	0-0	0-0	0-0	0	0-0	—	—	6			
R. Searl	1	0-0	0-0	0-0	0	0-0	—	—	6			
PUNTING												
Player	No.	Yds	Avg	Lg	TB	FC	i20	50+	Blk			
S. Jones	25	932	37.2	56	—	—	—	—	1			
M. Davies	25	827	33.1	51	—	—	—	—	0			
C. Munday	15	640	42.6	52	—	—	—	—	0			
KICKOFF RETURNS												
Player	No.	Yds	Avg	TD	Lg							
E. Jackson	15	356	23.7	0	43							
J. Johnston	7	106	15.1	0	21							
B. Hanenberg	4	85	21.2	0	29							
W. Thompson	2	37	18.5	0	27							
R. Searl	1	24	24.0	0	24							
J. Polltan	1	1	1.0	0	1							
B. Baker	1	0	0.0	0	0							

PUNT RETURNS												
Player	No.	Yds	Avg	TD	Lg							
E. Jackson	18	175	9.7	1	74							
R. Searl	15	142	9.4	0	28							
R. Lebby	1	0	0.0	0	0							
INTERCEPTIONS												
Player	No.	Yds	Avg	TD	Lg							
B. Hanenberg	5	75	15.0	0	—							
M. Davies	5	35	7.2	0	—							
R. Searl	5	27	5.4	0	—							
E. Jackson	4	84	21.0	2	—							
R. Filch	1	27	27.0	0	—							
FIELD GOALS												
Player	FGM-A	Pct	1-19	20-29	30-39	40-49	50+	Lg	Blk			
D. Wright	6-13	.461	—	—	—	—	—	—	—			
TOTAL OFFENSE LEADERS												
Player	G	Plays	Rush	Pass	Total	Avg/G						
S. Jones	7	—	44	861	905	129.3						
D. Satyshur	9	—	631	-41	590	65.6						
R. Searl	11	—	221	186	407	37.0						
ALL PURPOSE YARDAGE LEADERS												
Player	G	Rush	Rec	PR	KOR	IR	Total	Avg/G				
—												
TACKLE LEADERS												
Player	G	UA	A	Tot	TFL/Yds	Sacks/Yds	PBU					
—												
CAUSED FUMBLES												
—												
FUMBLE RECOVERIES												
M. Davies 3, R. Chambers 2, R. Filch 2, J. Giffin 2, B. Hanenberg 1, T. Harris 1, J. Johnston 1, L. Murdock 1, B. Parrish 1, J. Ricca 1												

1972

Overall Record: 5-6 ACC: 3-3 (4th)

Head Coach: Mike McGee  
Assistant Coaches: Jerry McGee (DC/DB), Bob Bossons (OL), John Gutekunst (DE), Joe Robinson (DL), Larry Thompson (LB), Max Urlick (OB), Eddie Wilson (QB/WR), John McNabb (RC)  
Starting Lineup: OFFENSE: QB Mark Johnson, FB Mike Bomgardner, TB Steve Jones, SE Mark Landon, TE Rich Brienza, FL Tom Chambers, OT Stuart Todd, OT Willie Clayton, C Dale Grimes, OG Gary Heady, OG Bruce Snyder; DEFENSE: DE Ernie Clark, DE Melvin Parker, DT John Ricca, DT Ed Newman, DT Bob Parrish, MLB Keith Stoneback, DLB Jim Horning, LB Winslow Stillman, CB Ronnie Hoots, CB Bill Hanenberg, S Buster Cox  
Captains: Dale Grimes, Bill Hanenberg & Steve Jones | Team MVP: Steve Jones  
All-ACC: Dale Grimes<sup>1</sup>, Bill Hanenberg<sup>1</sup>, Steve Jones<sup>1</sup>, Ed Newman<sup>1</sup>, Melvin Parker<sup>1</sup>  
All-America: Dale Grimes<sup>TM</sup>, Bill Hanenberg<sup>TM</sup>, Steve Jones<sup>3</sup>, Ed Newman<sup>TM</sup> | Academic All-America: —  
Miscellaneous Awards: ACC Player of the Year (Steve Jones), ACC Brian Piccolo Award (Mark Johnson)

S 9	Alabama (-/7)	N <sup>1</sup>	L	12-35	71,281	ALA RB Spivey 11-73 rushing & 1 TD; Albright 8-13, 103 yards & 2 TDs; Halftime: ALA, 14-12; Total offense: Duke 310, ALA 406
S 16	Washington (-/12)	A	L	6-14	59,200	WASH FB Taggares 10-55 rushing & 1 TD; Johnson 16-47 rushing; Total offense: Duke 230, WASH 272; Stoneback & Stillman 11 tackles each
S 23	Stanford (-/19)	H	L	6-10	24,600	STAN RB Sanderson 15-53 rushing; Jones 34-123 rushing; Total offense: Duke 202, STAN 168; TOs: Duke 5, STAN 4
S 30	Virginia	H	W	37-13	20,806	Jones 28-188 rushing & 3 TDs (175 yards in 1st half); Spears 6-9, 64 yards & 2 TDs; Halftime: Duke, 30-0; Duke defense 3 INTs & 2 FRs
O 7	N.C. State	A	L	0-17	38,200	NCS RB Fritts 24-133 rushing & 2 TDs; NCS QB Shaw 6-9, 64 yards; Jones 26-108 rushing; Total offense: Duke 330, NCS 321
O 14	Clemson	A	W	7-0	33,000	Jones 14-66 rushing; Bomgardner 13-53 rushing & 1 TD; Duke defense 2 INTs & 2 FRs; CLEM offense 1 drive inside Duke 35 (FGA)
O 21	Maryland	H	W	20-14	21,300	Johnson 5-8, 54 yards & 1 TD + 19-114 rushing & 1 TD; MD QB Avellini 314 passing yards & 2 TDs; Duke defense 2 INTs in 4th quarter
O 28	Navy	A	W	17-16	26,000	Parker stops NAVY QB Glenly PAT rush attempt (1:15: 4th) & Duke recovers ensuing onside kick attempt; Jones 36-148 rushing; NAVY 453 yards
N 4	Georgia Tech	H	W	20-14	37,300	Jones 38-149 rushing; Johnson 9-15, 156 yards + 2 rushing TDs; Total offense: Duke 371, GT 260; TOs: Duke 3, GT 4
N 11	Wake Forest	H	L	7-9	18,025	WF RB Garrett GW 28-yard TD rush (:54; 4th); WF HC Harper fired on Monday prior to the game; Jones 37-201 rushing & 1 TD; Duke 3 TOs
N 18	North Carolina	A	L	0-14	47,000	UNC WR Taylor GW 17-yard TD pass from QB Vidnovic (8:59: 4th); Jones 24-99 rushing; Total offense: Duke 165, UNC 194; Duke 7 TOs

N<sup>1</sup> Birmingham, Ala.

	1st	2nd	3rd	4th	Total
Duke	31	58	21	22	132
Opponents	27	14	48	67	156
TEAM STATISTICS		Duke	Opponents		
SCORING		132	156		
Points Per Game		12.0	14.1		
FIRST DOWNS		174	185		
Rushing		114	110		
Passing		49	66		
Penalty		11	9		
RUSHING YARDAGE		2,321	1,814		
Yards gained rushing		2,616	2,120		
Yards lost rushing		295	306		
Rushing Attempts		611	511		
Average Per Rush		3.8	3.5		
Average Per Game		211.0	164.9		
TDs Rushing		13	12		
PASSING YARDAGE		867	1,443		
Comp-Att-Int		68-161-17	113-217-16		
Average Per Pass		5.4	6.6		
Average Per Catch		12.8	12.8		
Average Per Game		78.8	131.1		
TDs Passing		6	9		
TOTAL OFFENSE		3,188	3,257		
Total Plays		772	728		
Average Per Play		4.1	4.5		
Average Per Game		289.8	296.1		
KICK RETURNS: #-Yards		30-522	31-634		
PUNT RETURNS: #-Yards		47-503	33-331		
INT RETURNS: #-Yards		16-168	—		
KICK RETURN AVERAGE		17.4	20.4		
PUNT RETURN AVERAGE		10.7	10.0		
INT RETURN AVERAGE		10.5	—		
FUMBLES-LOST		31-17	29-19		
PENALTIES-Yards		56-539	61-553		
Average Per Game		49.0	50.3		
PUNTS-Yards		67-2,771	64-2,559		
Average Per Punt		41.3	39.9		
Net punt average		—	—		
KICKOFFS-Yards		—	—		
Average Per Kick		—	—		
Net kick average		—	—		
TIME OF POSSESSION/Game		—	—		
3RD-DOWN Conversions		—	—		
3rd-Down Pct		—	—		
4TH-DOWN Conversions		—	—		
4th-Down Pct		—	—		
SACKS BY-Yards		—	—		
TOUCHDOWNS SCORED		19	21		
FIELD GOALS-ATTEMPTS		1-6	4-10		
ON-SIDE KICKS		—	—		
RED-ZONE SCORES		—	—		
RED-ZONE TOUCHDOWNS		—	—		
PAT-ATTEMPTS		(11-19) 58%	(18-21) 95%		

RUSHING									
Player	G	Att	Gain	Loss	Net	Avg	TD	Lg	Avg/G
S. Jones	—	287	1,271	35	1,236	4.3	6	33	—
M. Johnson	—	114	569	107	462	4.0	4	68	—
M. Bomgardner	—	67	296	0	296	4.5	2	19	—
G. Garvin	—	33	120	5	115	3.5	1	13	—
L. Martinez	—	18	117	3	114	6.3	0	30	—
H. Spears	—	17	64	25	39	2.3	0	13	—
W. Thompson	—	14	36	2	34	2.4	0	6	—
M. Landon	—	5	22	11	11	2.2	0	11	—
W. Maloney	—	5	10	1	9	1.8	0	4	—
J. Haldeman	—	2	8	0	8	4.0	0	5	—
D. Kraft	—	1	4	0	4	4.0	0	4	—
R. Leiby	—	3	1	4	-3	-1.0	0	1	—
R. Albright	—	45	98	102	-4	-0.1	0	9	—
PASSING									
Player	G	Effic	C-A-I	Pct	Yds	TD	Lg	Avg/G	
M. Johnson	—	—	30-69-7	.434	380	1	—	—	—
R. Albright	—	—	24-61-5	.393	316	3	—	—	—
H. Spears	—	—	13-25-3	.520	154	2	—	—	—
D. Kraft	—	—	1-4-1	.250	17	0	—	—	—
S. Jones	—	—	0-2-1	.000	0	0	—	—	—
RECEIVING									
Player	G	No.	Yds	Avg	TD	Lg	Avg/G		
M. Landon	—	16	206	12.8	1	29	—	—	—
R. Brienza	—	14	198	14.1	2	23	—	—	—
T. Chambers	—	11	133	12.0	1	18	—	—	—
C. Munday	—	8	168	21.0	1	54	—	—	—
M. Manuel	—	4	64	16.0	0	21	—	—	—
G. Garvin	—	4	36	9.0	0	13	—	—	—
S. Jones	—	4	18	4.5	0	9	—	—	—
J. Haldeman	—	2	17	8.5	0	14	—	—	—
M. Bomgardner	—	2	2	1.0	1	8	—	—	—
M. Johnson	—	1	9	9.0	0	9	—	—	—
W. Thompson	—	1	9	9.0	0	9	—	—	—
L. Martinez	—	1	7	7.0	0	7	—	—	—
SCORING									
Player	TD	FG	Kick	Rush	Rcv	Pass	Dxp	Saf	Pts
S. Jones	6	0-0	0-0	0-1	0	0-0	—	0	36
M. Johnson	4	0-0	0-0	1-1	0	0-0	—	0	26
M. Bomgardner	3	0-0	0-0	0-0	0	0-0	—	0	18
R. Brienza	2	0-0	0-0	0-0	0	0-0	—	0	12
H. Bayless	0	1-3	8-11	0-0	0	0-0	—	0	11
M. Landon	1	0-0	0-0	0-0	0	0-0	—	0	6
T. Chambers	1	0-0	0-0	0-0	0	0-0	—	0	6
C. Munday	1	0-0	0-0	0-0	0	0-0	—	0	6
G. Garvin	1	0-0	0-0	0-0	0	0-0	—	0	6
H. Spears	0	0-0	0-0	1-1	0	0-0	—	0	2
P. Smathers	0	0-0	1-2	0-0	0	0-0	—	0	1
R. Albright	0	0-0	0-0	0-0	0	0-2	—	0	0
D. Schmit	0	0-3	0-1	0-0	0	0-0	—	0	0
TEAM	0	0-0	0-0	0-0	0	0-0	—	1	2
PUNTING									
Player	No.	Yds	Avg	Lg	TB	FC	i20	50+	Blk
S. Jones	65	2,684	41.3	71	—	—	—	—	0
J. Christopher	2	87	43.5	47	—	—	—	—	0

KICKOFF RETURNS									
Player	No.	Yds	Avg	TD	Lg				
W. Maloney	9	185	20.5	0	35				
S. Jones	7	149	21.3	0	29				
W. Thompson	2	37	18.5	0	21				
M. Bomgardner	2	32	16.0	0	16				
L. Martinez	2	29	14.5	0	20				
B. Hanenberg	2	23	11.5	0	13				
R. Leiby	1	32	32.0	0	32				
G. Garvin	1	18	18.0	0	18				
M. Landon	1	11	11.0	0	11				
J. Haldeman	1	6	6.0	0	6				
C. Munday	1	0	0.0	0	—				
M. Manuel	1	0	0.0	0	—				
PUNT RETURNS									
Player	No.	Yds	Avg	TD	Lg				
B. Hanenberg	35	392	11.2	0	50				
R. Hoots	10	93	9.3	0	40				
B. Fordham	1	13	13.0	0	13				
S. Jones	1	5	5.0	0	5				
INTERCEPTIONS									
Player	No.	Yds	Avg	TD	Lg				
B. Fordham	4	29	7.2	0	—				
B. Hanenberg	3	46	15.3	0	—				
R. Hoots	3	0	0.0	0	—				
W. Stillman	2	68	34.0	0	—				
C. Cox	2	0	0.0	0	—				
M. Parker	1	21	21.0	0	21				
K. Stoneback	1	4	4.0	0	4				
FIELD GOALS									
Player	FGM-A	Pct	1-19	20-29	30-39	40-49	50+	Lg	Blk
H. Bayless	1-3	.333	—	—	—	—	—	—	—
D. Schmit	0-3	.000	—	—	—	—	—	—	—
TOTAL OFFENSE LEADERS									
Player	G	Plays	Rush	Pass	Total	Avg/G			
S. Jones	—	289	1,236	0	1,236	—			
M. Johnson	—	175	462	380	842	—			
R. Albright	—	105	-4	316	312	—			
ALL PURPOSE YARDAGE LEADERS									
Player	G	Rush	Rec	PR	KOR	IR	Total	Avg/G	
S. Jones	—	1,236	18	5	149	0	1,408	—	
M. Johnson	—	462	9	0	0	0	467	—	
B. Hanenberg	—	0	0	392	23	46	461	—	
TACKLE LEADERS									
Player	G	UA	A	Tot	TFL/Yds	Sacks/Yds	PBU		
—									
CAUSED FUMBLES									
—									
FUMBLE RECOVERIES									
—									

1973

Overall Record: 2-8-1 ACC: 1-4-1 (5th)

Head Coach: Michael McGee  
Assistant Coaches: Jerry McGee (DC/DB), Bob Bossons (C/OG), Jim Sam Gillespie (DL), John Gutekunst (LB), Bishop Harris (DL), Dick Kupec (OT), Max Urlick (OB), Eddie Wilson (WR/OB), John McNabb (RC)  
Starting Lineup: OFFENSE: QB Hal Spears, FB Mike Bomgardner, TB Tony Benjamin, SE Ben Fordham, FL Randy Cobb, TE Rick Brienza, LT Gary Pellom, LG Jim Fehling, C Dave Schmit, RG Bruce Snyder, RT Robert Jackson; DEFENSE: DE Don Shannon, LT Dennis Turner, RT John Ricca, DE Ernie Clark, SLB Dave Meier, MLB Keith Stoneback, WLB Jim Horning, DB Ronnie Hoots, DB Charles Cox, DB Jeff Christopher, DB David Dill; SPECIAL TEAMS: K Dave Malechek, P Bob Grupp  
Captains: Mark Johnson, John Ricca & Keith Stoneback | Team MVP: Keith Stoneback  
All-ACC: Ernie Clark, John Ricca & Keith Stoneback  
All-America: Tony Benjamin<sup>Fr</sup>, Ernie Clark<sup>HM</sup>, John Ricca<sup>HM</sup>, Keith Stoneback<sup>HM</sup> | Academic All-America: —  
Miscellaneous Awards: —

S 15	Tennessee (-/9)	A	L	17-21	70,787	TENN RB Stanback GW 1-yard TD rush (2:05; 4th); Stanback 104 rushing yards; Duke final drive ends with INT (:17; 4th); Martinez 14-62 rushing
S 22	Washington	H	W	23-21	22,500	Cobb GW 11-yard TD pass from Johnson (1:32; 4th); Johnson 144 total yards (74 pass); Landon 11-54 rushing & 1 TD; TOs: Duke 4, WASH 4
S 29	Virginia	A	L	3-7	20,300	UVA QB Gardner 12-25, 226 yards & 1 TD; UVA WR Merritt 4-91 receiving & 1 TD; Landon 14-57 rushing; Stoneback 13 tackles
O 6	Purdue	A	L	7-27	53,241	PUR RB Northington 14-64 rushing; PUR 5 players with 25+ rushing yards; Total offense: Duke 163, PUR 293; Clark 16 tackles
O 13	Tulane (-/18)	H	L	17-24	20,500	TUL WR M. Foley GW 3-yard TD pass from QB S. Foley (:09; 4th); Total offense: Duke 129, TUL 311; Stoneback 10 tackles & 1 CF
O 20	Clemson	H	L	8-24	33,800	CLEM RB Sanders 2 rushing TDs; Benjamin 16-144 rushing; Neighborgall 4-7, 115 yards & 1 TD; Halftime: CLEM, 14-0; Stoneback 11 tackles
O 27	Maryland	N <sup>1</sup>	L	10-30	20,500	MD RB Carter GW 6-yard TD rush (8:18; 4th); Neighborgall 9-19, 143 yards & 1 TD; Slade 3-96 receiving & 1 TD; Halftime, 10-10
N 3	Georgia Tech	A	L	10-12	47,129	GT RB Hill 17-83 rushing & 1 TD; Benjamin 32-181 rushing; Malechek 35-yard FGA wide after Duke blocked GT punt (:09; 4th)
N 10	Wake Forest	A	T	7-7	20,500	Benjamin 41-186 rushing & 1 TD; Malechek 39-yard FGA wide right (:01; 4th); Total offense: Duke 302, WF 119; Halftime: 0-0
N 17	N.C. State (-/20)	H	L	3-21	40,380	NCS RB Burden 17-84 rushing; Spears 7-11, 51 yards; Stoneback 23 tackles; Cox 3.0 TFL & 1 INT; Total offense: Duke 216, NCS 311
N 24	North Carolina	H	W	27-10	44,600	Spears 12-17, 131 yards + 15-15 rushing & 2 TDs; Halftime: UNC, 10-7; TOs: Duke 2, UNC 4; Slade 3-134 KOR; Stoneback 14 tackles

N<sup>1</sup> Norfolk, Va.

	1st	2nd	3rd	4th	Total
Duke	38	23	41	30	132
Opponents	62	30	34	78	204

TEAM STATISTICS	Duke	Opponents
SCORING	132	204
Points Per Game	12.0	18.5
FIRST DOWNS	166	172
Rushing	89	114
Passing	56	49
Penalty	21	9
RUSHING YARDAGE	1,824	2,091
Yards gained rushing	2,219	2,344
Yards lost rushing	395	253
Rushing Attempts	560	588
Average Per Rush	3.3	3.6
Average Per Game	165.9	190.1
TDs Rushing	10	14
PASSING YARDAGE	1,147	1,091
Comp-Att-Int	84-182-18	74-156-8
Average Per Pass	6.3	7.0
Average Per Catch	13.7	14.7
Average Per Game	104.3	99.2
TDs Passing	5	11
TOTAL OFFENSE	2,971	3,182
Total Plays	742	744
Average Per Play	4.0	4.3
Average Per Game	270.1	289.3
KICK RETURNS: #-Yards	37-806	29-545
PUNT RETURNS: #-Yards	40-447	40-220
INT RETURNS: #-Yards	8-42	—
KICK RETURN AVERAGE	21.8	18.8
PUNT RETURN AVERAGE	11.2	5.5
INT RETURN AVERAGE	5.3	—
FUMBLES-LOST	38-19	31-23
PENALTIES-Yards	58-542	54-617
Average Per Game	49.3	56.1
PUNTS-Yards	70-2,564	67-2,665
Average Per Punt	36.6	39.8
Net punt average	—	—
KICKOFFS-Yards	—	—
Average Per Kick	—	—
Net kick average	—	—
TIME OF POSSESSION/Game	—	—
3RD-DOWN Conversions	—	—
3rd-Down Pct	—	—
4TH-DOWN Conversions	—	—
4th-Down Pct	—	—
SACKS BY-Yards	—	—
TOUCHDOWNS SCORED	16	26
FIELD GOALS-ATTEMPTS	7-18	7-19
ON-SIDE KICKS	—	—
RED-ZONE SCORES	—	—
RED-ZONE TOUCHDOWNS	—	—
PAT-ATTEMPTS	(14-16) 88%	(25-26) 96%

RUSHING										
Player	G	Att	Gain	Loss	Net	Avg	TD	Lg	Avg/G	
T. Benjamin	—	114	583	11	572	5.1	1	52	—	—
M. Bomgardner	—	108	428	9	419	3.9	2	35	—	—
M. Johnson	—	95	398	145	253	2.6	2	21	—	—
C. Williamson	—	62	205	9	196	3.2	1	12	—	—
M. Landon	—	43	159	4	155	3.6	1	11	—	—
L. Martinez	—	44	152	6	146	3.3	1	14	—	—
H. Spears	—	65	226	141	85	1.3	2	22	—	—
J. Haldeman	—	12	33	3	30	2.5	0	5	—	—
A. Gore	—	3	10	1	9	3.0	0	7	—	—
G. Garvin	—	1	7	0	7	7.0	0	7	—	—
B. Grupp	—	1	0	8	-8	-8.0	0	-8	—	—
T. Slade	—	2	1	17	-16	-8.0	0	1	—	—
R. Neighborgall	—	9	17	41	-24	2.7	0	16	—	—

PASSING										
Player	G	Effic	C-A-I	Pct	Yds	TD	Lg	Avg/G		
M. Johnson	—	—	38-91-11	.418	497	3	—	—	—	—
H. Spears	—	—	29-56-4	.519	335	0	—	—	—	—
R. Neighborgall	—	—	16-34-3	.470	304	2	—	—	—	—
B. Grupp	—	—	1-1-0	1.000	11	0	—	—	—	—

RECEIVING										
Player	G	No.	Yds	Avg	TD	Lg	Avg/G			
B. Fordham	—	30	438	14.6	0	36	—	—	—	—
R. Cobb	—	13	203	15.6	2	30	—	—	—	—
T. Slade	—	8	191	23.9	2	60	—	—	—	—
L. Upshaw	—	6	67	11.2	0	19	—	—	—	—
R. McInturf	—	5	72	14.4	0	27	—	—	—	—
R. Brienza	—	5	56	11.2	1	18	—	—	—	—
T. Benjamin	—	5	25	5.0	0	9	—	—	—	—
C. Williamson	—	4	27	6.8	0	11	—	—	—	—
C. Munday	—	3	42	14.0	0	18	—	—	—	—
M. Manuel	—	2	13	6.5	0	11	—	—	—	—
J. Haldeman	—	1	16	16.0	0	16	—	—	—	—
L. Martinez	—	1	1	1.0	0	1	—	—	—	—
M. Bomgardner	—	1	-4	-4.0	0	-4	—	—	—	—

SCORING										
Player	TD	FG	Kick	Rush	Rcv	Pass	Dxp	Saf	Pts	
D. Malechek	0	7-18	13-14	0-0	0	—	0	0	34	
T. Slade	3	0-0	0-0	0-0	0	—	0	0	18	
M. Bomgardner	2	0-0	0-0	0-0	0	—	0	0	12	
R. Cobb	2	0-0	0-0	0-0	0	—	0	0	12	
M. Johnson	2	0-0	0-0	0-0	0	—	0	0	12	
H. Spears	2	0-0	0-0	0-0	0	—	0	0	12	
C. Williamson	2	0-0	0-0	0-0	1	—	0	0	8	
T. Benjamin	1	0-0	0-0	0-0	0	—	0	0	6	
R. Brienza	1	0-0	0-0	0-0	0	—	0	0	6	
M. Landon	1	0-0	0-0	0-0	0	—	0	0	6	
L. Martinez	1	0-0	0-0	0-0	0	—	0	0	6	
TEAM	0	0-0	0-1	0-0	0	—	0	0	0	

PUNTING										
Player	No.	Yds	Avg	Lg	TB	FC	i20	50+	Blk	
B. Grupp	37	1,399	37.8	57	—	—	—	—	0	
J. Christopher	31	1,158	37.3	58	—	—	—	—	0	
C. Munday	1	7	7.0	7	—	—	—	—	0	
TEAM	1	0	0.0	—	—	—	—	—	1	

KICKOFF RETURNS					
Player	No.	Yds	Avg	TD	Lg
T. Slade	25	611	24.4	0	94
A. Gore	7	121	17.6	0	29
T. Benjamin	2	31	15.5	0	20
M. Landon	1	19	19.0	0	19
M. Bomgardner	1	16	16.0	0	16
L. Martinez	1	8	8.0	0	8

PUNT RETURNS					
Player	No.	Yds	Avg	TD	Lg
T. Slade	39	440	11.3	1	85
J. Hill	1	7	7.0	0	7

INTERCEPTIONS					
Player	No.	Yds	Avg	TD	Lg
J. Christopher	2	6	3.0	0	—
C. Cox	2	3	1.5	0	—
J. Horning	1	24	24.0	0	24
E. Cook	1	7	7.0	0	7
K. Stoneback	1	2	2.0	0	2
J. Ricca	1	0	0.0	0	—

FIELD GOALS										
Player	FGM-A	Pct	1-19	20-29	30-39	40-49	50+	Lg	Blk	
D. Malechek	7-18	.389	—	—	—	—	—	—	—	—

TOTAL OFFENSE LEADERS						
Player	G	Plays	Rush	Pass	Total	Avg/G
M. Johnson	—	186	253	497	750	—
T. Benjamin	—	114	572	0	572	—
H. Spears	—	121	85	335	420	—

ALL PURPOSE YARDAGE LEADERS										
Player	G	Rush	Rec	PR	KOR	IR	Total	Avg/G		
T. Slade	—	-16	191	440	611	0	1,226	—	—	—
T. Benjamin	—	583	25	0	31	0	639	—	—	—
B. Fordham	—	0	438	0	0	0	438	—	—	—

TACKLE LEADERS										
Player	G	UA	A	Tot	TFL/Yds	Sacks/Yds	PBU			
—										

CAUSED FUMBLES  
—

FUMBLE RECOVERIES  
—



1974

Overall Record: 6-5 ACC: 2-4 (5th)

Head Coach: Mike McGee  
Assistant Coaches: Jerry McGee (DC/DB), Dick Towers (OC), Bob Bossons (OL), John Gutekunst (LB), Bishop Harris (DL), Dick Kupec (OT), Lee Moon (DL), Dennis Satyshur (WR)  
Starting Lineup: OFFENSE: QB Hal Spears, TB Art Gore, FB Tony Benjamin, WR Troy Slade, WR Larry Upshaw, TE Gene Devine, LT Gary Pellon, LG Ted Hanenberg, C Billy Bryan, RL Bruce Snyder, RT Robert Jackson; DEFENSE: DE Dave Dusek, LT Dennis Turner, RT John Hill, DE Mark Landon, SLB Dave Meier, MLB Keith Stoneback, WLB Craig Stephenson, CB Ronnie Hoots, CB Earl Cook, S Jeff Christopher, S Mark Johnson; SPECIAL TEAMS: K Rich McInturff, P Bob Grupp  
Captains: Mike Bomgardner & Keith Stoneback | Team MVP: Keith Stoneback  
All-ACC: Jeff Christopher<sup>1</sup>, Keith Stoneback<sup>1</sup>, Denis Turner<sup>1</sup>, Troy Slade<sup>1</sup>  
All-America: Keith Stoneback<sup>3</sup> | Academic All-America: —  
Miscellaneous Awards: —

S 14	N.C. State (-/16)	A	L	21-35	42,200	NCS RB Fritts 16-80 rushing & 1 TD + 2-2, 56 yards & 1 TD: Total offense: Duke 356, NCS 523; TOs: Duke 3, NCS 5; Turner 10 tackles
S 21	South Carolina	A	W	20-14	45,620	Martinez GW 1-yard TD rush (4:53; 4th); Cook INT ends SCAR final drive (4:03; 4th); Martinez 36-199 rushing & 3 TDs; Christopher & Cook 2 INTs each
S 28	Virginia	H	W	27-7	18,250	Martinez 17-64 rushing & 2 TDs; Spears 10-17, 170 yards & 1 TD + 1 TD rush: TOs: Duke 0, UVA 4; Stoneback 10 tackles; Dusek 7 tackles
O 5	Purdue	H	W	16-14	20,500	Benjamin GW 1-yard TD rush (8:18; 4th); PUR K Schmidt 31-yard FGA wide right (3:14; 4th); Benjamin 30-79 rushing; Stoneback 18 tackles
O 12	Army	H	W	33-14	28,500	Bomgardner 20-92 rushing & 1 TD; Spears 10-15, 178 yards & 1 TD: Total offense: Duke 477, ARMY 178; Stephenson 16 tackles & 3.0 TFL
O 19	Clemson	A	L	13-17	41,000	CLEM QB Fellers 1 TD rush; Spears 15-26, 209 yards & 2 TDs; Slade 8-118 receiving & 1 TD: TOs: Duke 5, CLEM 0; Total offense: Duke 350, CLEM 205
O 26	Florida (-/12)	A	L	13-30	56,251	FLA RB Richards 7-90 rushing & 1 TD; Slade 7-108 receiving & 1 TD: Halftime: FLA, 30-0; Total offense: Duke 261, FLA 450
N 2	Georgia Tech	H	W	9-0	34,500	Gore 31-147 rushing; Total offense: Duke 268, GT 180; GT 2 total drives into red zone (FGA & INT); Stoneback 14 tackles & 3.0 TFL
N 9	Wake Forest	H	W	23-7	18,200	Gore 22-107 rushing & 2 TDs; Total offense: Duke 333, WF 204; Halftime: Duke, 13-0; WF 7 total yards in 1st half; Landon 7 tackles & 3.0 TFL
N 16	Maryland (-/13)	N <sup>1</sup>	L	13-56	24,000	MD QB Avellini 10-11, 190 yards & 1 TD; MD RB White 3 total TDs (2 rush); Corbett 236 passing yards; Halftime: MD, 35-7; TOs: Duke 4, MD 1
N 23	North Carolina	A	L	13-14	47,300	UNC K Alexander GW PAT after QB Kupec 9-yard TD rush (4:42; 4th); Duke final 2 drives both TO on downs; Gore 31-171 rushing & 1 TD

N<sup>1</sup> Norfolk, Va.

	1st	2nd	3rd	4th	Total
Duke	32	64	55	50	201
Opponents	77	58	38	35	208
TEAM STATISTICS		Duke		Opponents	
SCORING		201		208	
Points Per Game		18.2		18.9	
FIRST DOWNS		226		174	
Rushing		120		115	
Passing		84		50	
Penalty		22		9	
RUSHING YARDAGE		1,953		2,216	
Yards gained rushing		2,381		2,457	
Yards lost rushing		428		241	
Rushing Attempts		595		544	
Average Per Rush		3.3		4.1	
Average Per Game		177.5		201.4	
TDs Rushing		21		21	
PASSING YARDAGE		1,684		1,195	
Comp-Att-Int		113-219-13		82-176-14	
Average Per Pass		7.7		6.8	
Average Per Catch		14.9		14.6	
Average Per Game		153.1		108.6	
TDs Passing		7		7	
TOTAL OFFENSE		3,637		3,411	
Total Plays		814		720	
Average Per Play		4.5		4.7	
Average Per Game		330.6		310.1	
KICK RETURNS: #-Yards		36-666		38-721	
PUNT RETURNS: #-Yards		40-320		37-339	
INT RETURNS: #-Yards		14-180		—	
KICK RETURN AVERAGE		18.5		18.5	
PUNT RETURN AVERAGE		8.0		9.2	
INT RETURN AVERAGE		12.9		—	
FUMBLES-LOST		33-17		27-11	
PENALTIES-Yards		43-487		64-586	
Average Per Game		44.3		53.3	
PUNTS-Yards		61-2,391		61-2,371	
Average Per Punt		39.2		38.9	
Net punt average		—		—	
KICKOFFS-Yards		—		—	
Average Per Kick		—		—	
Net kick average		—		—	
TIME OF POSSESSION/Game		—		—	
3RD-DOWN Conversions		—		—	
3rd-Down Pct		—		—	
4TH-DOWN Conversions		—		—	
4th-Down Pct		—		—	
SACKS BY-Yards		—		—	
TOUCHDOWNS SCORED		28		29	
FIELD GOALS-ATTEMPTS		4-13		1-14	
ON-SIDE KICKS		—		—	
RED-ZONE SCORES		—		—	
RED-ZONE TOUCHDOWNS		—		—	
PAT-ATTEMPTS		(15-28) 54%		(25-29) 93%	

RUSHING									
Player	G	Att	Gain	Loss	Net	Avg	TD	Lg	Avg/G
A. Gore	—	125	663	36	627	5.0	4	25	—
T. Benjamin	—	107	394	13	381	3.6	5	17	—
L. Martinez	—	80	359	5	354	4.4	7	25	—
M. Bomgardner	—	83	345	0	345	4.2	2	18	—
M. Barney	—	35	179	13	166	4.7	1	17	—
H. Spears	—	93	282	175	107	1.6	2	14	—
M. Bennett	—	15	38	0	38	2.5	0	6	—
C. Williamson	—	9	19	3	16	1.8	0	6	—
B. Bickel	—	1	5	0	5	5.0	0	5	—
T. Slade	—	2	1	18	-17	-8.5	0	1	—
B. Corbett	—	34	89	107	-18	-0.5	0	—	—
B. Grupp	—	2	0	18	-18	-9.0	0	—	—
R. Neighborgall	—	8	7	27	-20	-2.5	0	—	—
TEAM	—	1	0	13	-13	-13.0	0	—	—
PASSING									
Player	G	Effic	C-A-I	Pct	Yds	TD	Lg	Avg/G	
H. Spears	—	—	79-141-6	.560	1,132	5	—	—	—
B. Corbett	—	—	32-61-4	.524	522	2	—	—	—
R. Neighborgall	—	—	2-16-2	.125	30	0	—	—	—
L. Martinez	—	—	0-1-1	.000	0	0	—	—	—
RECEIVING									
Player	G	No.	Yds	Avg	TD	Lg	Avg/G		
T. Slade	—	31	489	15.8	2	42	—	—	—
B. Fordham	—	25	368	14.7	1	32	—	—	—
R. Cobb	—	17	353	20.8	3	53	—	—	—
L. Upshaw	—	14	203	14.6	0	22	—	—	—
G. DeVine	—	8	121	15.1	0	20	—	—	—
L. Martinez	—	5	46	9.2	1	18	—	—	—
A. Gore	—	4	34	8.6	0	15	—	—	—
T. Benjamin	—	3	28	9.3	0	11	—	—	—
M. Barney	—	2	18	9.0	0	12	—	—	—
M. Bomgardner	—	2	10	5.0	0	8	—	—	—
M. Manuel	—	1	13	13.0	0	13	—	—	—
J. Fehling	—	1	1	1.0	0	1	—	—	—
SCORING									
Player	TD	FG	Kick	Rush	Rcv	Pass	Dxp	Saf	Pts
L. Martinez	8	0-0	0-0	0-0	0	—	0	0	48
T. Benjamin	5	0-0	0-0	1-1	0	—	0	0	32
A. Gore	4	0-0	0-0	0-0	0	—	0	0	24
R. Cobb	3	0-0	0-0	0-0	0	—	0	0	18
R. McInturff	0	3-8	8-12	0-0	0	—	0	0	17
H. Spears	2	0-0	0-0	1-3	0	—	0	0	14
T. Slade	2	0-0	0-0	0-0	0	—	0	0	12
M. Bomgardner	2	0-0	0-0	0-0	0	—	0	0	12
D. Malechek	0	1-1	4-6	0-0	0	—	0	0	7
B. Fordham	1	0-0	0-0	0-0	0	—	0	0	6
M. Barney	1	0-0	0-0	0-0	0	—	0	0	6
TEAM	0	0-0	0-0	0-0	0	—	0	2	4
S. Wolcott	0	0-3	1-2	0-0	0	—	0	0	1
PUNTING									
Player	No.	Yds	Avg	Lg	TB	FC	i20	50+	Blk
B. Grupp	57	2,317	40.6	60	—	—	—	—	0
J. Christopher	3	74	24.7	44	—	—	—	—	0
TEAM	1	0	0.0	0	—	—	—	—	1

KICKOFF RETURNS									
Player	No.	Yds	Avg	TD	Lg				
T. Slade	27	528	19.6	0	44				
L. Martinez	3	37	12.3	0	16				
L. Upshaw	2	43	21.5	0	22				
M. Barney	1	21	21.0	0	21				
C. Williamson	1	16	16.0	0	16				
A. Gore	1	15	15.0	0	15				
T. Benjamin	1	6	6.0	0	6				
PUNT RETURNS									
Player	No.	Yds	Avg	TD	Lg				
T. Slade	39	298	7.7	0	39				
L. Crawford	1	22	22.0	0	22				
INTERCEPTIONS									
Player	No.	Yds	Avg	TD	Lg				
J. Christopher	4	74	18.5	0	—				
D. Meier	3	52	17.3	0	—				
E. Cook	3	43	14.3	0	—				
B. Grupp	2	6	3.0	0	—				
M. Johnson	1	3	3.0	0	3				
R. Hoots	1	2	2.0	0	2				
FIELD GOALS									
Player	FGM-A	Pct	1-19	20-29	30-39	40-49	50+	Lg	Blk
R. McInturff	3-8	.375	—	—	—	—	—	—	—
D. Malechek	1-1	1.000	—	—	—	—	—	—	—
S. Wolcott	0-3	0.0	—	—	—	—	—	—	—
B. Grupp	0-1	0.0	—	—	—	—	—	—	—
TOTAL OFFENSE LEADERS									
Player	G	Plays	Rush	Pass	Total	Avg/G			
H. Spears	—	234	107	1,132	1,239	—			
A. Gore	—	125	627	0	627	—			
B. Corbett	—	95	-18	522	504	—			
ALL PURPOSE YARDAGE LEADERS									
Player	G	Rush	Rec	PR	KOR	IR	Total	Avg/G	
T. Slade	—	-17	489	298	528	0	1,298	—	
L. Martinez	—	354	46	0	37	0	437	—	
T. Benjamin	—	381	28	0	6	0	415	—	
TACKLE LEADERS									
Player	G	UA	A	Tot	TFL/Yds	Sacks/Yds	PBU		
—									
CAUSED FUMBLES									
—									
FUMBLE RECOVERIES									
—									

1975

Overall Record: 4-5-2 ACC: 3-0-2 (2nd)

Head Coach: Mike McGee  
Assistant Coaches: Jerry McGee (DC/DB), Leo Hart (RC), Dick Towers (OB), John Gutekunst (OL), Dennis Satyshur (WR), Lee Moon (DL), Bob Brush (LB), Bishop Harris (DE)  
Starting Lineup: OFFENSE: QB Mike Dunn (4) and Bob Corbett (6), TB Mike Barney, FB Tony Benjamin, TE Larry Upshaw, WR Troy Slade, SB Chuck Williamson, LT Gary Pellon, FG Terry Ketchel, C Billy Bryan, RG Tryrel Schneck, RT Jim Fehling; DEFENSE: DE Ernie Clark, DT Steve Edwards, DT Maurice Corders, DE Dave Dusek, LB Carl McGee, LB Cary Rosoff, LB Dave Meier, CB Earl Cook, CB Bob Grupp, S Kirk May, S Laniel Crawford; SPECIAL TEAMS: K Vince Fusco, P Bob Grupp  
Captains: Ernie Clark, Dave Meier & Hal Spears | Team MVP: Dave Meier  
All-ACC: Billy Bryan<sup>1</sup>, Bob Grupp<sup>1</sup>, Dave Meier<sup>1</sup>, Gary Pellom<sup>1</sup>, Troy Slade<sup>1</sup>  
All-America: Billy Bryan<sup>1M</sup>, Dave Meier<sup>1M</sup>, Gary Pellom<sup>1M</sup> | Academic All-America: —  
Miscellaneous Awards: ACC Jacobs Blocking Trophy (Billy Bryan)

S 12	Southern California (-/4)	A	L	7-35	56,727	SOCAL RB Bell 34-256 rushing & 4 TDs (SOCAL single-game yardage record); SOCAL 434 rushing yards; Duke 307 total yards; Meier 16 tackles
S 20	South Carolina	H	L	16-24	21,500	SCAR RB Williams 18-114 rushing & 2 TDs; Total offense: Duke 291, SCAR 355; Gore 12-43 rushing; Duke 5 TOs; SCAR 35:32 TOP
S 27	Virginia	H	W	26-11	21,750	Martinez 17-85 rushing & 2 TDs; Corbett 9-14, 156 yards; Total offense: Duke 398, UVA 307; TOs: Duke 4, UVA 4; Meier 9 tackles & 2 INTs
O 4	Pittsburgh	A	L	0-14	33,778	PITT RB Dorsett 19-84 rushing & 1 TD; Corbett 15-28, 191 yards; Total offense: Duke 224, Pitt 284; McGee 12 tackles; Falcone 11 tackles
O 11	Army West Point	A	W	21-10	36,577	Barney 22-109 rushing & 1 TD; Benjamin 11-109 rushing; Duke 304 rush yards; McGee 68-yard INT return for TD; ARMY QB Hall 16-24, 222 yards
O 18	Clemson	H	W	25-21	31,500	Benjamin GW 19-yard TD rush (1:38; 4th); McGee FR ends CLEM final drive (:00; 4th); Barney 20-103 rushing; CLEM QB Jordon 11-14, 202 yards
O 25	Florida (-/12)	A	L	16-24	62,222	FLA RB DuBose 26-141 rushing & 3 TDs; FLA 404 rushing yards; Corbett 11-15, 179 yards & 1 TD; Benjamin 14-70 rushing; Duke 3 TOs
N 1	Georgia Tech	A	L	6-21	44,116	GT RB Shamburger 12-124 rushing; Total offense: Duke 311, GT 418; TOs: Duke 3, GT 0; Benjamin 14-53 rushing; Meier 16 tackles
N 8	Wake Forest	A	W	42-14	28,900	Benjamin 19-97 rushing & 4 TDs; Halftime: 14-14; Total offense: Duke 540, WF 254; TOs: Duke 2, WF 6; WF LB Armstrong 29 tackles & 1 INT
N 15	N.C. State	H	T	21-21	43,200	NCS RB Brown PAT pass from QB Buckey after RB Johnson 3-yard TD run (:12; 4th); Martinez 12-129 rushing & 1 TD; Duke 386 rushing yards
N 22	North Carolina	H	T	17-17	42,100	Barney 12-129 rushing & 1 TD; Slade 8-151 receiving; Duke fumble lost at UNC 9 (7:55; 4th); UNC fumble lost at Duke 12 (:42; 4th)

	1st	2nd	3rd	4th	Total
Duke	27	73	44	53	197
Opponents	39	76	39	58	212

TEAM STATISTICS	Duke	Opponents
SCORING	197	212
Points Per Game	17.9	19.3
FIRST DOWNS	225	225
Rushing	134	148
Passing	81	65
Penalty	10	12
RUSHING YARDAGE	2,359	2,731
Yards gained rushing	2,605	2,927
Yards lost rushing	246	196
Rushing Attempts	547	589
Average Per Rush	4.3	4.6
Average Per Game	214.5	248.3
TDs Rushing	21	23
PASSING YARDAGE	1,715	1,318
Comp-Att-Int	122-216-13	98-179-18
Average Per Pass	7.9	7.4
Average Per Catch	14.1	13.4
Average Per Game	155.9	119.8
TDs Passing	3	5
TOTAL OFFENSE	4,074	4,049
Total Plays	763	768
Average Per Play	5.3	5.3
Average Per Game	370.4	368.1
KICK RETURNS: #-Yards	39-727	43-832
PUNT RETURNS: #-Yards	24-291	28-227
INT RETURNS: #-Yards	18-235	—
KICK RETURN AVERAGE	18.6	19.3
PUNT RETURN AVERAGE	12.1	8.1
INT RETURN AVERAGE	13.1	—
FUMBLES-LOST	30-20	31-9
PENALTIES-Yards	52-554	47-435
Average Per Game	50.4	39.5
PUNTS-Yards	40-1,722	43-1,585
Average Per Punt	43.1	36.9
Net punt average	—	—
KICKOFFS-Yards	—	—
Average Per Kick	—	—
Net kick average	—	—
TIME OF POSSESSION/Game	—	—
3RD-DOWN Conversions	—	—
3rd-Down Pct	—	—
4TH-DOWN Conversions	—	—
4th-Down Pct	—	—
SACKS BY-Yards	—	—
TOUCHDOWNS SCORED	25	28
FIELD GOALS-ATTEMPTS	9-18	6-15
ON-SIDE KICKS	—	—
RED-ZONE SCORES	—	—
RED-ZONE TOUCHDOWNS	—	—
PAT-ATTEMPTS	(20-25) 80%	(23-28) 82%

RUSHING										
Player	G	Att	Gain	Loss	Net	Avg	TD	Lg	Avg/G	
T. Benjamin	—	136	674	0	674	5.0	6	62	—	
M. Barney	—	99	516	29	487	4.9	2	38	—	
M. Dunn	—	103	475	62	413	4.0	2	16	—	
L. Martinez	—	62	323	8	315	5.1	6	61	—	
A. Gore	—	35	163	11	152	4.3	2	16	—	
B. Pruitt	—	24	97	1	96	4.0	0	9	—	
C. Williamson	—	20	89	6	83	4.2	2	29	—	
L. Rogers	—	13	71	4	67	5.2	0	10	—	
B. Corbett	—	48	167	117	50	1.0	0	13	—	
T. Brock	—	1	13	0	13	13.0	0	13	—	
L. Upshaw	—	2	9	0	9	4.5	0	6	—	
H. Spears	—	4	8	8	0	0.0	1	7	—	

PASSING										
Player	G	Effic	C-A-I	Pct	Yds	TD	Lg	Avg/G		
B. Corbett	—	—	81-131-6	.618	1,063	3	—	—		
M. Dunn	—	—	31-67-7	.463	526	0	—	—		
H. Spears	—	—	10-18-0	.555	126	0	—	—		

RECEIVING										
Player	G	No.	Yds	Avg	TD	Lg	Avg/G			
T. Slade	—	43	654	15.2	0	39	—			
C. Williamson	—	18	261	14.5	0	44	—			
E. Kornberger	—	18	254	14.1	1	23	—			
L. Upshaw	—	13	201	15.5	1	48	—			
T. Benjamin	—	7	92	13.1	0	29	—			
T. Hall	—	6	87	14.5	1	27	—			
L. Rogers	—	4	38	9.5	0	18	—			
L. Martinez	—	4	4	1.0	0	13	—			
M. Barney	—	3	64	21.3	0	51	—			
G. Sandefur	—	2	20	10.0	0	12	—			
A. Gore	—	2	19	9.5	0	11	—			
T. Brock	—	1	11	11.0	0	11	—			
J. Fehling	—	1	10	10.0	0	10	—			

SCORING												
Player	TD	FG	Kick	Rush	Rcv	Pass	Dxp	Saf	Pts			
V. Fusco	0	9-16	20-21	0-0	0	0-0	0	0	47			
T. Benjamin	6	0-0	0-0	0-0	0	0-0	0	0	36			
L. Martinez	6	0-0	0-0	0-0	0	0-0	0	0	36			
A. Gore	2	0-0	0-0	0-0	0	0-0	0	0	12			
C. Williamson	2	0-0	0-0	0-0	0	0-0	0	0	12			
M. Dunn	2	0-0	0-0	0-1	0	0-0	0	0	12			
M. Barney	2	0-0	0-0	0-0	0	0-0	0	0	12			
H. Spears	1	0-0	0-0	0-0	0	0-0	0	0	6			
L. Upshaw	1	0-0	0-0	0-0	0	0-0	0	0	6			
C. McGee	1	0-0	0-0	0-0	0	0-0	0	0	6			
E. Kornberger	1	0-0	0-0	0-0	0	0-0	0	0	6			
T. Hall	1	0-0	0-0	0-0	0	0-0	0	0	6			

PUNTING										
Player	No.	Yds	Avg	Lg	TB	FC	i20	50+	Blk	
B. Grupp	40	1,722	43.1	59	—	—	—	—	0	

KICKOFF RETURNS						
Player	No.	Yds	Avg	TD	Lg	
T. Slade	31	618	19.9	0	45	
T. Benjamin	2	20	10.0	0	10	
E. Kornberger	1	21	21.0	0	21	
B. Pruitt	1	17	17.0	0	17	
T. Hall	1	14	14.0	0	14	
H. Spears	1	14	14.0	0	14	
L. Upshaw	1	13	13.0	0	13	
R. Olson	1	10	10.0	0	10	

PUNT RETURNS						
Player	No.	Yds	Avg	TD	Lg	
T. Slade	23	283	12.3	0	53	
B. Grupp	1	8	8.0	0	8	

INTERCEPTIONS						
Player	No.	Yds	Avg	TD	Lg	
B. Grupp	4	72	18.0	0	33	
D. Meier	3	23	7.7	0	15	
K. May	3	10	3.3	0	8	
C. McGee	2	75	37.5	1	68	
L. Crawford	2	33	16.5	0	28	
T. Knotts	2	23	11.5	0	23	
D. Brooks	1	0	0.0	0	0	
R. Sensibaugh	1	0	0.0	0	0	

FIELD GOALS												
Player	FGM-A	Pct	1-19	20-29	30-39	40-49	50+	Lg	Blk			
V. Fusco	9-16	.563	—	—	—	—	—	—	—			
TEAM	0-2	.000	—	—	—	—	—	—	—			

TOTAL OFFENSE LEADERS							
Player	G	Plays	Rush	Pass	Total	Avg/G	
B. Corbett	—	179	50	1,063	1,113	—	
M. Dunn	—	170	413	526	939	—	
T. Benjamin	—	136	674	0	674	—	

ALL PURPOSE YARDAGE LEADERS										
Player	G	Rush	Rec	PR	KOR	IR	Total	Avg/G		
T. Slade	—	0	654	283	618	0	1,555	—		
T. Benjamin	—	674	92	0	20	0	786	—		
M. Barney	—	487	64	0	0	0	551	—		

TACKLE LEADERS							
Player	G	UA	A	Tot	TFL/Yds	Sacks/Yds	PBU
—							

CAUSED FUMBLES

FUMBLE RECOVERIES

1976

Overall Record: 5-5-1 ACC: 2-3-1 (4th)

Head Coach: Mike McGee  
Assistant Coaches: John Gutekunst (DC/DB), Bob Brush (LB), Bill Faircloth (DE), Mo Forte (WR), Dennis Haglan (OL), Leo Hart (RC), Dick Towers (OB), Chuck Walker (DL)  
Starting Lineup: OFFENSE: QB Mike Dunn, TB Mike Barney, FB Tony Benjamin, TE Glenn Sandefur, WR Tom Hall, SB Chuck Williamson, OT John Patterson, OT Frank Destefano, OG Mike Sandusky, OG Greg Menico, C Billy Bryan; DEFENSE: DE Jeff Green, DT Lyman Smith, DT Steve Edwards, DE Andy Schoenhoff, LB Carl McGee, LB Jim Reilly, LB Cary Rosoff, CB Earl Cook, CB Bob Grupp, CB Dan Brooks, S Kirk May; SPECIAL TEAMS: K Vince Fusco, P Bob Grupp  
Captains: Tony Benjamin, Billy Bryan & Bob Grupp | Team MVP: Billy Bryan  
All-ACC: Billy Bryan<sup>1</sup>, Vince Fusco<sup>1</sup>, Bob Grupp<sup>1</sup>, Tom Hall<sup>1</sup>, Carl McGee<sup>1</sup>  
All-America: Billy Bryan<sup>1</sup>, Bob Grupp<sup>HM</sup>, Tom Hall<sup>HM</sup>, Carl McGee<sup>HM</sup> | Academic All-America: —  
Miscellaneous Awards: ACC Jacobs Blocking Trophy (Billy Bryan), ACC Brian Piccolo Award (Jeff Green)

S 11	Tennessee	A	W	21-18	82,687	Gore 13-68 rushing & 1 TD; Dunn 13-36 rushing & 2 TDs; TENN QB Wallace 24-54 rushing; Total offense: Duke 245, TENN 285; Reilly 18 tackles
S 18	South Carolina	A	L	6-24	52,237	SCAR RB Williams 17-90 rushing; SCAR 5 players with 40+ rushing yards; Total offense: Duke 182, SCAR 400; Gore 18-105 rushing & 1 TD
S 25	Virginia	A	W	21-6	20,000	Dunn 14-118 rushing & 7-11, 107 yards; Benjamin 18-100 rushing; Total offense: Duke 416, UVA 182; McGee 10 tackles; Brooks 8 tackles
O 2	Pittsburgh (/2)	H	L	31-44	37,200	PITT RB & eventual Heisman Trophy recipient Dorsett 31-129 rushing; PITT QB Cavanaugh 14-17, 339 yards & 5 TDs; PITT eventual national champion
O 9	Miami	A	W	20-7	13,811	Gore 17-63 rushing & 1 TD; Benjamin 16-29 rushing & 1 TD; Dunn 7-13, 83 yards & 19-58 rushing; Fusco 2 FGs (37 & 20); Halftime: Duke, 14-7
O 16	Clemson	A	T	18-18	41,500	Fusco 57-yard FG (:00: 4th); Fusco 6 FGs (27, 22, 22, 25, 36 & 57) to set ACC records for FGs in a game & longest FG; Gore 14-116 rushing
O 23	Maryland (/6)	H	L	3-30	20,200	MD QB Manges 11-20, 96 yards & 2 TDs; MD RB Scott 21-96 rushing; Hall 7-90 receiving; Total offense: Duke 227, MD 373; Reilly 13 tackles
O 30	Georgia Tech	H	W	31-7	30,300	Dunn 19-168 rushing & 2 TDs + 7-13, 57 yards; Gore 17-86 rushing; Duke defense 5 INTs & 5 FRs; Total offense: Duke 456; GT 276
N 6	Wake Forest	H	L	17-38	23,600	WF RB McDougald 33-142 & 1 TD; Hall 5-80 receiving & 1 TD; Benjamin 11-54 rushing; Reilly 15 tackles; Total offense: Duke 238, WF 283
N 13	N.C. State	A	W	28-14	41,600	Gore GW 1-yard TD rush (12:46: 4th); Dunn 21-152 rushing & 2 TDs; Gore 15-107 rushing; Duke 398 rushing yards; Grupp 6 tackles & 1 INT
N 20	North Carolina	A	L	38-39	48,000	UNC RB Voight GW PAT rush after RB Johnson 8-yard TD pass from QB Kupec (:42: 4th); Voight 47-261 rushing; Dunn 17-130 rushing & 4 TDs

	1st	2nd	3rd	4th	Total
Duke	34	85	47	68	234
Opponents	37	94	59	55	245
TEAM STATISTICS		Duke		Opponents	
SCORING		234		245	
Points Per Game		21.3		22.3	
FIRST DOWNS		211		216	
Rushing		138		143	
Passing		54		57	
Penalty		19		16	
RUSHING YARDAGE		2,589		2,534	
Yards gained rushing		2,803		2,739	
Yards lost rushing		214		205	
Rushing Attempts		592		588	
Average Per Rush		4.4		4.3	
Average Per Game		235.4		230.4	
TDs Rushing		25		19	
PASSING YARDAGE		1,078		1,213	
Comp-Att-Int		90-170-12		91-176-8	
Average Per Pass		6.3		6.9	
Average Per Catch		12.0		13.3	
Average Per Game		98.0		110.3	
TDs Passing		2		13	
TOTAL OFFENSE		3,667		3,747	
Total Plays		762		764	
Average Per Play		4.8		4.9	
Average Per Game		333.4		340.6	
KICK RETURNS: #-Yards		41-821		47-795	
PUNT RETURNS: #-Yards		20-102		24-184	
INT RETURNS: #-Yards		8-15		12-150	
KICK RETURN AVERAGE		20.0		16.9	
PUNT RETURN AVERAGE		5.1		7.7	
INT RETURN AVERAGE		1.9		12.5	
FUMBLES-LOST		23-15		31-21	
PENALTIES-Yards		51-569		64-584	
Average Per Game		51.7		53.1	
PUNTS-Yards		48-1,834		42-1,740	
Average Per Punt		38.2		41.4	
Net punt average		—		—	
KICKOFFS-Yards		—		—	
Average Per Kick		—		—	
Net kick average		—		—	
TIME OF POSSESSION/Game		—		—	
3RD-DOWN Conversions		—		—	
3rd-Down Pct		—		—	
4TH-DOWN Conversions		—		—	
4th-Down Pct		—		—	
SACKS BY-Yards		—		—	
TOUCHDOWNS SCORED		28		32	
FIELD GOALS-ATTEMPTS		12-20		7-14	
ON-SIDE KICKS		—		—	
RED-ZONE SCORES		—		—	
RED-ZONE TOUCHDOWNS		—		—	
PAT-ATTEMPTS		(23-28) 82%		(28-32) 88%	

RUSHING									
Player	G	Att	Gain	Loss	Net	Avg	TD	Lg	Avg/G
M. Dunn	—	176	928	171	757	4.3	12	60	—
A. Gore	—	152	753	11	742	4.9	7	49	—
T. Benjamin	—	156	626	2	624	4.0	3	31	—
M. Barney	—	71	380	7	373	5.3	3	40	—
M. Addesa	—	11	50	0	50	4.5	0	11	—
L. Rogers	—	11	44	1	43	3.9	0	8	—
C. Williamson	—	7	14	3	11	1.6	0	5	—
T. Luongo	—	1	6	0	6	6.0	0	6	—
G. Rhett	—	2	2	0	2	1.0	0	2	—
B. Grupp	—	1	0	4	-4	-4.0	0	—	—
S. Driskell	—	1	0	5	-5	-5.0	0	—	—
D. Oostdyk	—	3	0	10	-10	-3.3	0	—	—
PASSING									
Player	G	Effic	C-A-I	Pct	Yds	TD	Lg	Avg/G	
M. Dunn	—	—	90-168-11	.538	1,078	2	—	—	—
D. Oostdyk	—	—	0-2-1	.000	0	0	—	—	—
RECEIVING									
Player	G	No.	Yds	Avg	TD	Lg	Avg/G		
T. Hall	—	44	594	13.5	1	36	—	—	—
G. Sandefur	—	11	108	9.8	0	18	—	—	—
C. Williamson	—	10	169	16.9	1	55	—	—	—
T. Benjamin	—	8	86	8.8	0	29	—	—	—
M. Barney	—	8	62	7.8	0	27	—	—	—
A. Gore	—	7	26	3.7	0	12	—	—	—
J. Comer	—	1	23	23.0	0	23	—	—	—
M. Addesa	—	1	10	10.0	0	10	—	—	—
SCORING									
Player	TD	FG	Kick	Rush	Rcv	Pass	Dxp	Saf	Pts
M. Dunn	12	0-0	0-0	4-4	0	—	0	0	80
V. Fusco	0	12-20	16-18	0-0	0	—	0	0	52
A. Gore	7	0-0	0-0	0-0	0	—	0	0	42
T. Benjamin	3	0-0	0-0	1-1	1	—	0	0	22
M. Barney	3	0-0	0-0	1-1	0	—	0	0	20
C. Williamson	1	0-0	0-0	0-0	0	—	0	0	6
G. Sandefur	1	0-0	0-0	0-0	0	—	0	0	6
T. Hall	1	0-0	0-0	0-0	0	—	0	0	6
S. Wolcott	0	0-0	0-1	0-0	0	—	0	0	0
TEAM	0	0-0	0-0	0-0	0	0-2	0	0	0
PUNTING									
Player	No.	Yds	Avg	Lg	TB	FC	i20	50+	Blk
B. Grupp	45	1,794	39.9	63	—	—	—	—	0
R. Sommers	1	40	40.0	40	—	—	—	—	0
TEAM	2	0	0.0	0	—	—	—	—	2
KICKOFF RETURNS									
Player	No.	Yds	Avg	TD	Lg				
A. Gore	22	563	25.6	0	56				
M. Barney	14	208	14.9	0	22				
L. Rogers	4	50	12.5	0	17				
T. Brock	1	0	0.0	0	—				
PUNT RETURNS									
Player	No.	Yds	Avg	TD	Lg				
E. Cook	17	91	5.4	0	12				
W. Miller	2	7	3.5	0	6				
D. Mashore	1	4	4.0	0	4				

INTERCEPTIONS									
Player	No.	Yds	Avg	TD	Lg				
K. May	2	3	1.5	0	3				
T. Knotts	1	11	11.0	0	11				
C. McGee	1	1	1.0	0	1				
B. Grupp	1	0	0.0	0	—				
D. Brooks	1	0	0.0	0	—				
D. Mashore	1	0	0.0	0	—				
R. Sommers	1	0	0.0	0	—				
FIELD GOALS									
Player	FGM-A	Pct	1-19	20-29	30-39	40-49	50+	Lg	Blk
V. Fusco	12-20	.600	0-0	6-7	4-6	1-6	1-1	57	—
TOTAL OFFENSE LEADERS									
Player	G	Plays	Rush	Pass	Total	Avg/G			
M. Dunn	—	266	757	1,078	1,835	—			
A. Gore	—	152	742	0	742	—			
T. Benjamin	—	156	624	0	624	—			
ALL PURPOSE YARDAGE LEADERS									
Player	G	Rush	Yds	PR	KOR	IR	Total	Avg/G	
A. Gore	—	742	26	0	563	0	1,331	—	
M. Dunn	—	757	0	0	0	0	757	—	
T. Benjamin	—	624	86	0	0	0	710	—	
TACKLE LEADERS									
Player	G	UA	A	Tot	TFL/Yds	Sacks/Yds	PBU		
—									
CAUSED FUMBLES									
—									
FUMBLE RECOVERIES									
G. Sandefur	1								

1977

Overall Record: 5-6 ACC: 2-4 (5th)

Head Coach: Mike McGee  
Assistant Coaches: John Gutekunst (DC/DB), Bill Faircloth (DE), Mo Forte (WR), Dennis Haglan (OL), Dale Haupt (DT), Richard Kemp (OB), Larry Thompson (LB)  
Starting Lineup: OFFENSE: QB Mike Dunn, TB Greg Rhett, FB Ned Gonet, WR Tom Hall, TE Glenn Sandefur, TE Joel Patten, OT Frank Destefano, OT John Patterson, OG Tom Luongo, OG Mike Sandusky C Kevin Kelly; DEFENSE: DE Derrick Mashore, DE Jeff Green, DT Jack Algor, DT Lyman Smith, NG Andy Schoenhof, LB Carl McGee, LB Bill King, CB George Gawdun, CB Earl Cook, S Dan Brooks, S Rick Sommers; SPECIAL TEAMS: K Scott Wolcott, P Ricky Brummitt  
Captains: Frank DeStefano & Jeff Green | Team MVP: Mike Dunn  
All-ACC: John Patterson  
All-America: Mike Dunn<sup>HM</sup>, John Patterson<sup>HM</sup> | Academic All-America: —  
Miscellaneous Awards: —

S 10	East Carolina	H	L	16-17	38,200	ECU QB Southerland GW 23-yard TD rush (1:52: 4th); Dunn failed PAT rush after own 4-yard TD rush 1:02: 4th); Dunn 255 total yards (190 pass)
S 17	Michigan (-/1)	A	L	9-21	104,072	MICH QB Leach 6-11, 76 yards + 18-98 rushing & 2 TDs; Dunn 12-16, 118 yards; Barney 12-75 rushing; Total offense: Duke 259, MICH 335
S 24	Virginia	A	W	31-7	26,000	Dunn 5-10, 44 yards & 1 TD + 12-80 rushing; Broadie 16-59 rushing & 1 TD; Total offense: Duke 353, UVA 166; King 9 tackles
O 1	Navy	H	W	28-16	24,800	Duke 3 non-offensive TDs (Gawdun 47-yard PR, Cook 35-yard PR & King 44-yard INT); Broadie 11-106 rushing & 1 TD; TOs: Duke 5, NAVY 4
O 8	South Carolina	A	W	25-21	49,385	Cook GW 30-yard INT return for TD (4:45: 4th); SCAR incomplete pass from Duke 16 (:00: 4th); Halftime: SCAR, 21-3; Gonet 19-110 rushing
O 15	Clemson	H	L	11-17	26,500	CLEM RB Ratchford 12-87 rushing; Dunn 4-14, 60 yards + 24-122 rushing & 1 TD; TOs: Duke 4, CLEM 3; Halftime: Duke, 3-0; McGee 11 tackles
O 22	Maryland	A	L	13-31	44,867	MD QB Dick 12-15, 249 yards; MD RB Atkins 27-116 rushing & 3 TDs; Total offense: Duke 338, MD 404; Broadie 19-91 rushing
O 29	Georgia Tech	A	W	25-24	47,131	Wolcott GW PAT after Hall 7-yard TD pass from Dunn (:13: 4th); GT led 24-9 after 3 quarters; GT RB Lee 20-171 rushing; Dunn 17-31, 171 yards
N 5	Wake Forest	A	W	38-14	15,100	Rhett 16-109 rushing & 1 TD; Total offense: Duke 388, WF 325; TOs: Duke 1, WF 4; Cook, McGee & Mashore 10 tackles each
N 12	N.C. State	H	L	32-37	28,350	NCS RB Brown GW 1-yard TD rush (7:17: 4th); Duke TO on downs on Dunn 1-yard rush on 4th & 2 at NCS 8 (:19: 4th); Dunn 344 total yards
N 19	North Carolina (-/18)	H	L	3-16	40,078	UNC RB Lawrence 30-138 rushing & 1 TD; Broadie 8-61 rushing; Total offense: Duke 243, UNC 259; TOs: Duke 6, UNC 1

	1st	2nd	3rd	4th	Total
Duke	20	71	66	74	231
Opponents	48	68	52	53	221
TEAM STATISTICS		Duke		Opponents	
SCORING		231		221	
Points Per Game		21.0		20.1	
FIRST DOWNS		210		194	
Rushing		122		131	
Passing		70		54	
Penalty		18		9	
RUSHING YARDAGE		2,185		2,343	
Yards gained rushing		2,484		2,554	
Yards lost rushing		299		211	
Rushing Attempts		567		580	
Average Per Rush		3.9		4.0	
Average Per Game		198.6		213.0	
TDs Rushing		18		23	
PASSING YARDAGE		1,376		1,434	
Comp-Att-Int		112-211-10		97-179-9	
Average Per Pass		6.5		8.0	
Average Per Catch		12.3		14.8	
Average Per Game		125.1		130.4	
TDs Passing		7		4	
TOTAL OFFENSE		3,561		3,777	
Total Plays		778		759	
Average Per Play		4.6		5.0	
Average Per Game		323.7		343.4	
KICK RETURNS: #-Yards		40-830		39-852	
PUNT RETURNS: #-Yards		24-248		13-109	
INT RETURNS: #-Yards		10-183		10-31	
KICK RETURN AVERAGE		20.8		21.8	
PUNT RETURN AVERAGE		10.3		8.4	
INT RETURN AVERAGE		18.3		3.1	
FUMBLES-LOST		35-20		20-14	
PENALTIES-Yards		52-503		80-776	
Average Per Game		45.7		70.5	
PUNTS-Yards		35-1,208		46-1,710	
Average Per Punt		34.5		37.2	
Net punt average		—		—	
KICKOFFS-Yards		—		—	
Average Per Kick		—		—	
Net kick average		—		—	
TIME OF POSSESSION/Game		—		—	
3RD-DOWN Conversions		—		—	
3rd-Down Pct		—		—	
4TH-DOWN Conversions		—		—	
4th-Down Pct		—		—	
SACKS BY-Yards		—		—	
TOUCHDOWNS SCORED		29		28	
FIELD GOALS-ATTEMPTS		10-16		8-17	
ON-SIDE KICKS		—		—	
RED-ZONE SCORES		—		—	
RED-ZONE TOUCHDOWNS		—		—	
PAT-ATTEMPTS		(23-29) 79%		(26-28) 93%	

RUSHING									
Player	G	Att	Gain	Loss	Net	Avg	TD	Lg	Avg/G
S. Broadie	—	132	587	8	579	4.4	5	63	—
M. Dunn	—	161	746	170	576	3.6	7	34	—
N. Gonet	—	70	314	2	312	4.5	4	37	—
M. Barney	—	82	316	22	294	3.6	1	33	—
G. Rhett	—	67	308	16	292	4.4	1	47	—
M. Addesa	—	35	121	12	109	3.1	0	9	—
S. Driskell	—	15	86	41	45	3.0	0	14	—
B. Pruitt	—	2	4	0	4	2.0	0	4	—
D. Lewis	—	1	2	0	2	2.0	0	2	—
TEAM	—	2	0	28	-28	-14.0	0	—	—
PASSING									
Player	G	Effic	C-A-I	Pct	Yds	TD	Lg	Avg/G	
M. Dunn	—	—	102-191-9	.534	1,239	7	—	—	—
S. Driskell	—	—	7-12-0	.583	85	0	—	—	—
D. Oostdyk	—	—	3-8-1	.375	52	0	—	—	—
RECEIVING									
Player	G	No.	Yds	Avg	TD	Lg	Avg/G		
T. Hall	—	33	418	12.7	1	45	—	—	—
G. Sandefur	—	16	251	15.7	4	36	—	—	—
J. Comer	—	15	364	17.6	1	59	—	—	—
M. Addesa	—	15	121	8.1	0	30	—	—	—
G. Rhett	—	9	69	7.7	0	23	—	—	—
S. Broadie	—	6	84	14.0	1	31	—	—	—
J. Patten	—	6	65	10.8	0	16	—	—	—
N. Gonet	—	6	43	7.1	0	23	—	—	—
D. Lewis	—	3	31	10.3	0	12	—	—	—
M. Barney	—	2	23	11.5	0	14	—	—	—
B. Ziegler	—	1	7	7.0	0	7	—	—	—
SCORING									
Player	TD	FG	Kick	Rush	Rcv	Pass	Dxp	Saf	Pts
S. Wolcott	0	10-16	19-20	0-0	0	0-0	0	0	49
M. Dunn	7	0-0	0-0	3-5	0	0-1	0	0	48
S. Broadie	6	0-0	0-0	0-0	0	0-0	0	0	36
N. Gonet	4	0-0	0-0	0-0	0	0-0	0	0	24
G. Sandefur	4	0-0	0-0	0-0	0	0-0	0	0	24
E. Cook	2	0-0	0-0	0-0	0	0-0	0	0	12
M. Barney	1	0-0	0-0	1-1	0	0-0	0	0	8
J. Comer	1	0-0	0-0	0-0	0	0-0	0	0	6
T. Hall	1	0-0	0-0	0-0	0	0-0	0	0	6
B. King	1	0-0	0-0	0-0	0	0-0	0	0	6
G. Gawdun	1	0-0	0-0	0-0	0	0-0	0	0	6
G. Rhett	1	0-0	0-0	0-0	0	0-0	0	0	6
TEAM	0	0-0	0-0	0-2	0	0-0	0	0	0
PUNTING									
Player	No.	Yds	Avg	Lg	TB	FC	i20	50+	Blk
R. Brummitt	30	1,072	35.7	54	—	—	—	—	0
R. Sommers	4	136	34.0	42	—	—	—	—	0
TEAM	1	0	0.0	0	—	—	—	—	1
KICKOFF RETURNS									
Player	No.	Yds	Avg	TD	Lg				
C. Hoskins	21	477	22.7	0	58				
G. Rhett	6	127	21.2	0	51				
S. Broadie	6	115	19.2	0	30				
M. Addesa	6	100	16.7	0	24				
M. Barney	1	11	11.0	0	11				

PUNT RETURNS									
Player	No.	Yds	Avg	TD	Lg				
G. Gawdun	14	164	11.7	1	47				
S. Driskell	7	39	5.6	0	17				
E. Cook	3	45	15.0	1	35				
INTERCEPTIONS									
Player	No.	Yds	Avg	TD	Lg				
E. Cook	2	63	31.5	1	33				
B. King	2	44	22.0	1	44				
R. Sommers	2	23	23.0	0	23				
T. Knotts	1	28	28.0	0	28				
C. Hoskins	1	23	23.0	0	23				
L. Smith	1	4	4.0	0	4				
L. Doby	1	-2	-2.0	0	-2				
FIELD GOALS									
Player	FGM-A	Pct	1-19	20-29	30-39	40-49	50+	Lg	Blk
S. Wolcott	10-16	.625	—	—	—	—	—	—	—
TOTAL OFFENSE LEADERS									
Player	G	Plays	Rush	Pass	Total	Avg/G			
M. Dunn	—	352	576	1,239	1,815	—			
S. Broadie	—	132	579	0	579	—			
N. Gonet	—	70	312	0	312	—			
ALL PURPOSE YARDAGE LEADERS									
Player	G	Rush	Rec	PR	KOR	IR	Total	Avg/G	
S. Broadie	—	579	84	0	115	0	778	—	
G. Rhett	—	292	69	0	127	0	488	—	
C. Hoskins	—	0	0	0	477	0	477	—	
TACKLE LEADERS									
Player	G	UA	A	Tot	TFL/Yds	Sacks/Yds	PBU		
—									
CAUSED FUMBLES									
—									
FUMBLE RECOVERIES									
—									



1978

Overall Record: 4-7 ACC: 2-4 (5th)

Head Coach: Mike McGee  
Assistant Coaches: John Gutekunst (DC/DB), Dick Kemp (OC/OB), John Guy (DE), Mark Landon (WR), Sam Story (RC), Larry Thompson (LB), Eddie Williamson (OL), Cliff Yoshida (DT)  
Starting Lineup: OFFENSE: QB Mike Dunn, TB Greg Rhett, FB Ned Gonet, WR Derrick Lewis, WR Jeff Comer, TE Joel Patten, OT Tom Luongo, OT Ken Staudinger, OG Scott Hamilton, OG Bob Riordan, C Kevin Kelly; DEFENSE: DE Derrick Mashore, DE Jim McMahon, DT Tim Cadigan, DT Andy Schoenhof, NG Eric Drescher, LB Carl McGee, LB Bill King, CB Craig Hoskins, CB George Gawdun, S Dan Brooks, S Rick Sommers; SPECIAL TEAMS: K Scott McKinney, P Ricky Brummitt  
Captains: Dan Brooks, Mike Dunn & Carl McGee | Team MVP: Carl McGee  
All-ACC: —  
All-America: — | Academic All-America: —  
Miscellaneous Awards: —

S 9	Georgia Tech	H	W	28-10	27,865	Driskell 6-15, 153 yards & 1 TD; Dunn DNP (injury); Rhett 25-154 rushing; Total offense: Duke 404, GT 421; Mashore 17 tackles & 2.0 TFL
S 23	South Carolina	H	W	16-12	33,895	Rhett GW 26-yard TD rush (3:07; 4th); McGee FR ends SCAR final drive (2:24; 4th); Dunn 13-56 rushing; SCAR RB Rogers 23-150 rushing
S 30	Michigan (-/4)	A	L	0-52	104,832	MICH RB Huckleby 22-84 rushing & 2 TDs; MICH QB Leach 8-72 rushing & 1 TD; Total offense: Duke 76, MICH 478; King 14 tackles
O 7	Virginia	H	W	20-13	20,375	Rhett 13-114 rushing & 3 TDs; Dunn 9-17, 128 yards; UVA 5 drives in 4th quarter: INT, punt, punt, INT & TO on downs; McGee 13 tackles & 1 INT
O 14	Navy	A	L	8-31	21,431	NAVY RB Callahan 21-98 rushing & 1 TD; Total offense: Duke 122, NAVY 342; TOs: Duke 6, NAVY 1; Gonet 10-40 rushing; King 13 tackles
O 21	Clemson	A	L	8-28	51,109	CLEM RB Sims 14-95 rushing; CLEM RB Brown 2 rushing TDs; Total offense: Duke 271, CLEM 339; Duke 7 TOs; Jones 4-46 receiving & 1 TD
O 28	Maryland (-/5)	H	L	0-27	23,600	MD RB Atkins 24-74 rushing & 3 TDs; Driskell 22-39, 212 yards; Duke defense 14.0 TFL & 5.0 QB sacks; Drescher 6 tackles & 3.0 TFL
N 4	Tennessee	A	L	0-34	83,098	TENN QB Streater 11-15, 202 yards & 1 TD; TENN WR Moore 3-107 receiving & 1 TD; Total offense: Duke 203, TENN 487; Dunn 18-49 rushing
N 11	Wake Forest	H	W	3-0	19,825	McKinney 25-yard FG (8:32; 2nd); WF 4 drives in the 4th quarter: INT, fumble, INT & fumble; Mashore 11 tackles; McGee 7 tackles & 2 FRs
N 18	N.C. State	A	L	10-24	43,300	NCS RB Brown 24-96 rushing & 1 TD; NCS K Ritter 3 FGs; Jones 6-60 receiving; Duke defense 3 INTs; Mashore 12 tackles
N 25	North Carolina	A	L	15-16	45,000	UNC RB Lawrence GW 11-yard TD rush (:13; 4th); Lawrence 30-167 rushing; Brower 22-124 rushing; McKinney 3 FGs; Sommers 12 tackles

	1st	2nd	3rd	4th	Total
Duke	13	39	21	35	108
Opponents	68	59	59	61	247

TEAM STATISTICS	Duke	Opponents
SCORING	108	247
Points Per Game	9.8	22.4
FIRST DOWNS	164	207
Rushing	90	142
Passing	60	62
Penalty	14	3
RUSHING YARDAGE	1,635	2,478
Yards gained rushing	2,044	2,702
Yards lost rushing	409	224
Rushing Attempts	503	594
Average Per Rush	3.3	4.2
Average Per Game	148.6	225.3
TDs Rushing	9	21
PASSING YARDAGE	1,252	1,465
Comp-Att-Int	111-244-20	113-215-14
Average Per Pass	5.1	6.8
Average Per Catch	11.3	13.0
Average Per Game	113.8	133.2
TDs Passing	4	9
TOTAL OFFENSE	2,887	3,943
Total Plays	747	819
Average Per Play	3.9	4.8
Average Per Game	262.5	358.5
KICK RETURNS: #-Yards	40-864	25-430
PUNT RETURNS: #-Yards	31-190	31-243
INT RETURNS: #-Yards	14-92	20-161
KICK RETURN AVERAGE	21.6	17.2
PUNT RETURN AVERAGE	6.1	7.8
INT RETURN AVERAGE	6.6	8.0
FUMBLES-LOST	36-16	17-12
PENALTIES-Yards	47-392	73-633
Average Per Game	35.6	57.5
PUNTS-Yards	64-2,494	56-2,257
Average Per Punt	39.0	40.3
Net punt average	—	—
KICKOFFS-Yards	—	—
Average Per Kick	—	—
Net kick average	—	—
TIME OF POSSESSION/Game	—	—
3RD-DOWN Conversions	—	—
3rd-Down Pct	—	—
4TH-DOWN Conversions	—	—
4th-Down Pct	—	—
SACKS BY-Yards	—	—
TOUCHDOWNS SCORED	13	30
FIELD GOALS-ATTEMPTS	7-11	12-23
ON-SIDE KICKS	—	—
RED-ZONE SCORES	—	—
RED-ZONE TOUCHDOWNS	—	—
PAT-ATTEMPTS	(7-13) 54%	(28-30) 93%

RUSHING										
Player	G	Att	Gain	Loss	Net	Avg	TD	Lg	Avg/G	
G. Rhett	—	85	453	41	412	4.8	5	57	—	
N. Gonet	—	91	370	8	362	4.0	1	20	—	
B. Brower	—	52	263	3	260	5.0	1	42	—	
M. Dunn	—	125	386	193	193	1.5	1	29	—	
M. Addesa	—	38	161	9	152	4.0	0	16	—	
F.A. Martin	—	36	152	1	151	4.2	0	15	—	
K. Crenshaw	—	20	100	2	98	4.9	0	29	—	
S. Driskell	—	46	150	107	43	0.9	0	46	—	
E. Johnson	—	2	4	0	4	2.0	1	2	—	
M. Stopper	—	6	5	3	2	0.3	0	2	—	
TEAM	—	2	0	42	-42	-21.0	0	—	—	

PASSING										
Player	G	Effic	C-A-I	Pct	Yds	TD	Lg	Avg/G		
M. Dunn	—	—	65-144-8	.451	668	2	—	—		
S. Driskell	—	—	46-96-9	.479	584	2	—	—		
M. Stopper	—	—	0-2-1	.000	0	0	—	—		
E. Johnson	—	—	0-1-1	.000	0	0	—	—		
M. Addesa	—	—	0-1-1	.000	0	0	—	—		

RECEIVING										
Player	G	No.	Yds	Avg	TD	Lg	Avg/G			
D. Lewis	—	20	365	18.3	1	65	—			
J. Comer	—	16	227	14.2	0	30	—			
C. Jones	—	14	149	10.7	2	14	—			
J. Patten	—	10	115	11.5	0	24	—			
B. Brower	—	10	84	8.4	0	17	—			
N. Gonet	—	10	45	4.5	0	17	—			
G. Rhett	—	7	53	7.6	0	15	—			
F.A. Martin	—	6	83	13.8	0	23	—			
C. Castor	—	5	45	9.0	0	23	—			
J. Brinkman	—	3	43	14.3	0	21	—			
G. Small	—	3	25	8.3	0	11	—			
M. Addesa	—	3	23	7.7	0	17	—			
K. Crenshaw	—	2	3	1.5	0	5	—			
M. Stopper	—	1	4	4.0	1	4	—			
M. Dunn	—	1	-12	-12.0	0	—	—			

SCORING										
Player	TD	FG	Kick	Rush	Rcv	Pass	Dxp	Saf	Pts	
G. Rhett	5	0-0	0-0	0-0	0	0-0	0	0	30	
S. McKinney	0	7-11	5-7	0-0	0	0-0	0	0	26	
C. Jones	2	0-0	0-0	0-0	0	0-0	0	0	12	
M. Dunn	1	0-0	0-0	1-2	0	0-0	0	0	8	
S. Driskell	1	0-0	0-0	1-1	0	0-0	0	0	8	
N. Gonet	1	0-0	0-0	0-0	0	0-0	0	0	6	
B. Brower	1	0-0	0-0	0-0	0	0-0	0	0	6	
D. Lewis	1	0-0	0-0	0-0	0	0-0	0	0	6	
M. Stopper	1	0-0	0-1	0	0	0-0	0	0	6	
TEAM	0	0-0	0-0	0-2	0	0-0	0	0	0	

PUNTING										
Player	No.	Yds	Avg	Lg	TB	FC	i20	50+	Blk	
R. Brummitt	64	2,494	39.0	73	—	—	—	—	0	

KICKOFF RETURNS					
Player	No.	Yds	Avg	TD	Lg
C. Hoskins	17	380	22.4	0	33
K. Crenshaw	10	219	21.9	0	45
G. Rhett	5	85	17.0	0	27
D. Tabron	4	160	40.0	0	77
J. Patten	2	3	1.5	0	3
B. Brower	1	12	12.0	0	12
M. Addesa	1	5	5.0	0	5

PUNT RETURNS					
Player	No.	Yds	Avg	TD	Lg
G. Gawdun	22	166	7.5	0	43
E. Brown	9	24	2.7	0	9

INTERCEPTIONS					
Player	No.	Yds	Avg	TD	Lg
R. Sommers	4	38	9.5	0	24
C. McGee	3	23	7.7	0	14
E. Brown	2	20	10.0	0	10
C. Hoskins	2	9	4.5	0	9
D. Penn	1	2	2.0	0	2
G. Garstkiewicz	1	0	0.0	0	—
G. Gawdun	1	0	0.0	0	—

FIELD GOALS										
Player	FGM-A	Pct	1-19	20-29	30-39	40-49	50+	Lg	Blk	
S. McKinney	7-11	.636	—	—	—	—	—	—	—	

TOTAL OFFENSE LEADERS						
Player	G	Plays	Rush	Pass	Total	Avg/G
M. Dunn	—	269	193	668	861	—
S. Driskell	—	142	43	584	627	—
G. Rhett	—	85	412	0	412	—

ALL PURPOSE YARDAGE LEADERS										
Player	G	Rush	Rec	PR	KOR	IR	Total	Avg/G		
G. Rhett	—	453	53	0	85	0	591	—		
N. Gonet	—	362	45	0	0	0	407	—		
C. Hoskins	—	0	0	0	380	0	380	—		

TACKLE LEADERS										
Player	G	UA	A	Tot	TFL/Yds	Sacks/Yds	PBU			
—										

CAUSED FUMBLES  
—

FUMBLE RECOVERIES  
—

1979

Overall Record: 2-8-1 ACC: 0-6 (7th)

Head Coach: Red Wilson  
Assistant Coaches: Dick Kemp (OC), Larry Thompson (DC/LB), Mickey Brown (DL), John Guy (DE), Mark Landon (WR), Sam Story (RC/TE), Eddie Williamson (OL), Cliff Yoshida (DB)  
Starting Lineup: OFFENSE: QB Stanley Driskell, TB Greg Rhett, FB Ned Gonet, WR Ron Frederick, WR Cedric Jones, TE Joel Patten, OT Jim Colantuoni, OT Greg Bamberger, OG Scott Hamilton, OG Bob Riordan, C Kevin Kelly; DEFENSE: DE Charles Bowser, DE Larry Lenoir, DT F.A. Martin, DT Paul Heinsohn, NG Eric Drescher, LB Jim Tyson, LB Craig Brown, CB Dennis Tabron, CB Craig Hoskins, S George Gawdun, S Greg Stroud; SPECIAL TEAMS: K Scott McKinney, P Ricky Brummitt  
Captains: Craig Hoskins & Bob Riordan | Team MVP: Craig Hoskins  
All-ACC: —  
All-America: — | Academic All-America: —  
Miscellaneous Awards: ACC Jim Tatum Award (Scott Hamilton)

S 15	East Carolina	H	W	28-14	33,800	Driskell GW 6-yard TD run (14:54; 4th); Driskell 13-119 rushing & 2 TDs; Duke defense INTs on ECU final 2 drives; Gawdun 12 tackles
S 22	South Carolina	A	L	0-35	53,743	SCAR RB Rogers 28-161 rushing & 2 TDs; Total offense: Duke 142, SCAR 440; 3rd down: Duke 3-11, SCAR 11-16; Rhett 5-35 rushing
S 29	Virginia	A	L	12-30	26,947	UVA RB Vigorito 17-126 rushing & 1 TD; UVA RB Taylor 17-107 & 1 TD; Total offense: Duke 310, UVA 401; Duke 6 TDs; Tyson 15 tackles
O 6	Army West Point	A	T	17-17	33,874	ARMY K Aucoin PAT after WR Fahnestock 16-yard TD pass from QB Bennett to tie game, 17-17 (5:43; 4th); Total offense: Duke 201, Army 345
O 13	Richmond	A	W	34-7	10,500	Driskell 14-22, 216 yards & 1 TD; Jones 6-97 receiving & 1 TD; Stroud 25-yard FR for TD; Total offense: Duke 434; RICH 208
O 20	Clemson	H	L	10-28	24,600	CLEM RB McSwain 18-120 rushing & 2 TDs; CLEM RB Perry 2 rushing TDs; Rushing yards: Duke 130, CLEM 323; Driskell 8-20, 89 yards
O 27	Maryland	H	L	0-27	34,200	MD RB Wingfield 30-136 rushing; MD RB Whittie 25-104 rushing & 2 TDs; Rushing yards: Duke -5, MD 304; Clinkscale 7-15, 73 yards
N 3	Georgia Tech	A	L	14-24	23,445	GT QB Kelly 16-30, 264 yards & 1 TD + 21-76 rushing & 1 TD; Total offense: Duke 227, GT 471; Halftime: GT, 10-7; Rhett 16-44 rushing
N 10	Wake Forest (-20)	A	L	14-17	28,300	WF K Harnisch GW 22-yard FG (:17; 4th); WF RB McDougald 32-213 rushing & 2 TDs; Jones 97-yard KOR for TD + 80-yard TD reception
N 17	N.C. State	H	L	7-28	24,100	NCS RB Sullivan 16-119 rushing; NCS QB Smith 2 rushing TDs; NCS DB Williams 3 INTs; Gonet 12-76 rushing; NCS clinches ACC title
N 24	North Carolina	H	L	16-37	39,800	UNC RB Lawrence 29-165 rushing & 2 TDs + 2-55 receiving; Rhett 24-95 rushing & 1 TD; Tabron 7 tackles, 1 FR & 2 PBUs

	1st	2nd	3rd	4th	Total
Duke	20	41	19	72	152
Opponents	37	110	67	50	264

TEAM STATISTICS	Duke	Opponents
SCORING	152	264
Points Per Game	13.8	24.0
FIRST DOWNS	154	237
Rushing	90	170
Passing	47	59
Penalty	17	8
RUSHING YARDAGE	1,558	3,079
Yards gained rushing	1,934	3,297
Yards lost rushing	376	218
Rushing Attempts	513	671
Average Per Rush	3.0	4.6
Average Per Game	141.6	279.9
TDs Rushing	8	29
PASSING YARDAGE	1,183	1,152
Comp-Att-Int	94-236-21	92-208-14
Average Per Pass	5.0	5.5
Average Per Catch	12.6	12.5
Average Per Game	107.5	107.6
TDs Passing	9	4
TOTAL OFFENSE	2,741	4,231
Total Plays	749	879
Average Per Play	3.7	4.8
Average Per Game	249.2	384.6
KICK RETURNS: #-Yards	40-806	27-529
PUNT RETURNS: #-Yards	27-141	28-165
INT RETURNS: #-Yards	15-133	21-224
KICK RETURN AVERAGE	20.2	19.6
PUNT RETURN AVERAGE	5.2	5.9
INT RETURN AVERAGE	8.9	10.7
FUMBLES-LOST	37-13	38-25
PENALTIES-Yards	57-538	61-539
Average Per Game	48.9	49.0
PUNTS-Yards	82-3,064	60-2,233
Average Per Punt	37.4	37.2
Net punt average	—	—
KICKOFFS-Yards	—	—
Average Per Kick	—	—
Net kick average	—	—
TIME OF POSSESSION/Game	—	—
3RD-DOWN Conversions	—	—
3rd-Down Pct	—	—
4TH-DOWN Conversions	—	—
4th-Down Pct	—	—
SACKS BY-Yards	—	—
TOUCHDOWNS SCORED	19	34
FIELD GOALS-ATTEMPTS	7-12	8-12
ON-SIDE KICKS	—	—
RED-ZONE SCORES	—	—
RED-ZONE TOUCHDOWNS	—	—
PAT-ATTEMPTS	(17-19) 89%	(33-34) 97%

RUSHING									
Player	G	Att	Gain	Loss	Net	Avg	TD	Lg	Avg/G
G. Rhett	—	121	427	15	412	3.4	2	22	—
K. Crenshaw	—	67	289	25	264	3.9	1	34	—
N. Gonet	—	48	215	4	211	4.3	0	19	—
S. Driskell	—	111	357	167	190	1.7	4	27	—
G. Boone	—	34	160	1	159	4.6	1	20	—
C. Browning	—	61	185	72	113	1.8	0	19	—
B. Brower	—	29	90	6	84	2.8	0	16	—
C. Jones	—	4	49	0	49	12.3	0	17	—
R. Frederick	—	3	29	0	29	9.6	0	16	—
R. Brummitt	—	2	27	0	27	13.5	0	17	—
S. Broadie	—	6	18	1	17	2.8	0	8	—
M. Stopper	—	3	13	0	13	4.3	0	5	—
M. Brown	—	1	12	0	12	12.0	0	12	—
G. Stroud	—	1	6	0	6	6.0	0	6	—
B. Clinkscale	—	21	57	76	-19	-0.9	0	17	—
TEAM	—	1	0	9	-9	-9.0	0	—	—

PASSING									
Player	G	Effic	C-A-I	Pct	Yds	TD	Lg	Avg/G	
S. Driskell	—	—	54-145-11	.372	721	4	—	—	—
C. Browning	—	—	26-57-6	.456	331	4	—	—	—
B. Clinkscale	—	—	14-32-3	.438	131	1	—	—	—
R. Brummitt	—	—	0-2-1	.000	0	0	—	—	—

RECEIVING									
Player	G	No.	Yds	Avg	TD	Lg	Avg/G		
R. Frederick	—	28	395	14.1	3	52	—	—	—
C. Jones	—	18	382	21.2	3	80	—	—	—
M. Brown	—	12	101	8.4	1	25	—	—	—
G. Rhett	—	7	38	5.4	0	10	—	—	—
C. Castor	—	6	65	10.8	0	17	—	—	—
K. Crenshaw	—	6	50	8.3	0	21	—	—	—
J. Brinkman	—	6	36	6.0	1	9	—	—	—
J. Patten	—	4	54	13.5	1	21	—	—	—
B. Brower	—	3	25	8.3	0	11	—	—	—
N. Gonet	—	2	30	15.0	0	22	—	—	—
R. Brummitt	—	1	13	13.0	0	13	—	—	—
M. Stopper	—	1	-6	-6.0	0	—	—	—	—

SCORING												
Player	TD	FG	Kick	Rush	Rcv	Pass	Dxp	Saf	Pts			
S. McKinney	0	7-12	17-17	0-0	0	0-0	0	0	38			
C. Jones	4	0-0	0-0	0-0	0	0-0	0	0	24			
S. Driskell	4	0-0	0-0	0-0	0	0-0	0	0	24			
R. Frederick	3	0-0	0-0	0-0	0	0-0	0	0	18			
G. Rhett	2	0-0	0-0	0-0	0	0-0	0	0	12			
J. Brinkman	1	0-0	0-0	0-0	0	0-0	0	0	6			
M. Brown	1	0-0	0-0	0-0	0	0-0	0	0	6			
K. Crenshaw	1	0-0	0-0	0-0	0	0-0	0	0	6			
G. Boone	1	0-0	0-0	0-0	0	0-0	0	0	6			
G. Stroud	1	0-0	0-0	0-0	0	0-0	0	0	6			
J. Patten	1	0-0	0-0	0-0	0	0-0	0	0	6			
TEAM	0	0-0	0-1	0-0	0	0-0	0	0	0			

PUNTING												
Player	No.	Yds	Avg	Lg	TB	FC	i20	50+	Blk			
R. Brummitt	82	3,064	37.4	65	—	—	—	—	0			

KICKOFF RETURNS					
Player	No.	Yds	Avg	TD	Lg
C. Jones	20	542	27.1	1	97
K. Crenshaw	7	112	16.0	0	31
G. Boone	4	60	15.0	0	17
N. Gonet	3	24	8.0	0	17
D. Tabron	1	27	27.0	0	27
G. Tillery	1	20	20.0	0	20
C. Hoskins	1	12	12.0	0	12
C. Lackey	1	5	5.0	0	5
J. Brinkman	1	4	4.0	0	4
B. Baldinger	1	0	0.0	0	—

PUNT RETURNS					
Player	No.	Yds	Avg	TD	Lg
G. Gawdun	9	45	5.0	0	12
D. Tabron	9	43	4.7	0	10
E. Brown	9	53	5.7	0	10

INTERCEPTIONS					
Player	No.	Yds	Avg	TD	Lg
C. Hoskins	6	25	4.2	0	14
G. Stroud	4	80	20.0	1	42
E. Johnson	1	26	26.0	0	26
S. Broadie	1	2	2.0	0	2
G. Barner	1	0	0.0	0	—
E. Brown	1	0	0.0	0	—
D. Tabron	1	0	0.0	0	—

FIELD GOALS												
Player	FGM-A	Pct	1-19	20-29	30-39	40-49	50+	Lg	Blk			
S. McKinney	7-12	.583	—	—	—	—	—	—	—			

TOTAL OFFENSE LEADERS						
Player	G	Plays	Rush	Pass	Total	Avg/G
S. Driskell	—	256	190	720	910	—
C. Browning	—	118	113	331	444	—
G. Rhett	—	121	412	0	412	—

ALL PURPOSE YARDAGE LEADERS										
Player	G	Rush	Rec	PR	KOR	IR	Total	Avg/G		
C. Jones	—	49	382	0	542	0	973	—		
G. Rhett	—	412	38	0	0	0	450	—		
K. Crenshaw	—	264	50	0	112	0	426	—		

TACKLE LEADERS										
Player	G	UA	A	Tot	TFL/Yds	Sacks/Yds	PBU			
—										

CAUSED FUMBLES

—

FUMBLE RECOVERIES

—

1980

Overall Record: 2-9 ACC: 1-5 (7th)

Head Coach: Red Wilson  
Assistant Coaches: Mickey Brown (DT), John Guy (DE), Mark Landon (LB), Oliver Phillips (NG), Carl Sanders (Asst. OL), Steve Spurrier (OC/QB), Sam Story (WR), Larry Thompson (RB), Eddie Williamson (OL), Cliff Yoshida (DC/DB)  
Starting Lineup: OFFENSE: QB Ben Bennett, WR Chris Castor, WR Ron Frederick, TE John Brinkman, OT Tim Bumgarner, OT Robert Oxendine, OG Greg Bamberger, OG Brian Baldinger, C Tracy Harper, RB Greg Boone, RB Bobby Brower; DEFENSE: DE Charles Bowser, DE Larry LeNoir, DT F.A. Martin, DT Paul Heinsohn, NG Dan Yellott, LB Jimmy Tyson, LB Emmett Tilley, CB Keith Crenshaw, CB Dennis Tabron, FS Ed Brown, SS Gary Garstkiewicz; SPECIAL TEAMS: K Scott McKinney, P Ricky Brummitt  
Captains: Ed Brown, Dennis Tabron | Team MVP: John Brinkman  
All-ACC: John Brinkman<sup>1</sup>, Dennis Tabron<sup>1</sup>  
All-America: John Brinkman<sup>1M</sup>, Dennis Tabron<sup>1M</sup> | Academic All-America: —  
Miscellaneous Awards: ACC Rookie of the Year (Ben Bennett)

S 6	East Carolina	H	L	10-35	27,400	ECU RB Collins 12-60 rushing & 3 TDs; Duke 165 total yards (2 rushing & 163 passing); Bennett 11-23, 128 yards & 1 TD; Tilley 22 tackles
S 20	Auburn (-/19)	A	L	28-35	57,742	AUB KR Brooks 94-yard KOR for TD; Halftime: AUB, 21-0: Duke closed game with 3 straight TDs; Jones 5-114 receiving & 2 TDs
S 27	Virginia	H	L	17-20	14,144	UVA Chester GW 70-yard PR for TD (13:14; 4th); Duke led 17-0 in 2nd quarter; Brower 15-58 rushing + 8-62 receiving; Duke 5 TOs
O 4	Indiana	A	L	21-31	43,120	IND RB Johnson 32-211 rushing & 1 TD; IND 350 rush yards; Bennett 10-26, 163 yards & 1 TD; Tabron 15 tackles; Duke final 2 drives end with INT
O 11	South Carolina (-/17)	A	L	7-20	56,451	SCAR RB & eventual Heisman Trophy recipient Rogers 36-224 rushing & 1 TD; SCAR 425 rushing yards; Castor 63-yard TD pass from Bennett
O 18	Clemson	A	W	34-17	60,300	Tabron 3 INTs including 87-yard return for TD; Bennett 21-32, 257 yards & 1 TD + 1 TD reception; Halftime: CLEM, 17-10
O 25	Maryland	H	L	14-17	17,400	MD K Castro GW 25-yard FG (5:32; 4th); MD RB Wysocki 50-218 rushing & 2 TDs; Halftime: Duke, 14-0: Bennett 11-24, 146 yards
N 1	Georgia Tech	H	W	17-12	18,200	Grayson 24-105 rushing & 1 TD; Halftime: Duke, 17-0: 1st half total offense: Duke 245, GT 18; 2nd half total offense: Duke 47, GT 173
N 8	Wake Forest	H	L	24-27	23,000	WF RB Threatt GW 3-yard TD rush (10:36; 4th); Bennett 38-62, 469 yards; Duke 558 total yards; Frederick 6-135 receiving; Jones 7-104 receiving
N 15	N.C. State	A	L	21-38	42,800	NCS QB Avery 250 total yards & 4 total TDs (3 pass); Duke 13 rushing yards; Bennett 17-34, 236 yards & 2 TDs; Rowe 16 tackles
N 22	North Carolina (-/15)	A	L	21-44	51,389	UNC RBs Bryant (27-199) & Lawrence (22-143) combined 342 rushing yards; Bennett 3 total TDs (2 pass); Tyson 18 tackles

	1st	2nd	3rd	4th	Total
Duke	58	52	52	52	214
Opponents	52	93	52	99	296

TEAM STATISTICS	Duke	Opponents
SCORING	214	296
Points Per Game	19.5	26.9
FIRST DOWNS	196	226
Rushing	65	148
Passing	108	69
Penalty	23	9
RUSHING YARDAGE	748	2,803
Yards gained rushing	1,144	3,045
Yards lost rushing	396	242
Rushing Attempts	345	640
Average Per Rush	2.2	4.4
Average Per Game	68.0	254.8
TDs Rushing	9	27
PASSING YARDAGE	2,508	1,391
Comp-Att-Int	213-401-31	115-232-12
Average Per Pass	6.3	6.0
Average Per Catch	11.8	12.1
Average Per Game	227.5	126.5
TDs Passing	18	7
TOTAL OFFENSE	3,256	4,194
Total Plays	746	872
Average Per Play	4.4	4.8
Average Per Game	296.0	381.3
KICK RETURNS: #-Yards	38-841	36-760
PUNT RETURNS: #-Yards	32-241	33-272
INT RETURNS: #-Yards	13-221	31-328
KICK RETURN AVERAGE	22.1	21.1
PUNT RETURN AVERAGE	7.5	8.2
INT RETURN AVERAGE	17.0	10.6
FUMBLES-LOST	31-12	27-14
PENALTIES-Yards	57-560	85-745
Average Per Game	50.1	67.7
PUNTS-Yards	65-2,685	63-2,490
Average Per Punt	41.3	39.5
Net punt average	—	—
KICKOFFS-Yards	—	—
Average Per Kick	—	—
Net kick average	—	—
TIME OF POSSESSION/Game	—	—
3RD-DOWN Conversions	—	—
3rd-Down Pct	—	—
4TH-DOWN Conversions	—	—
4th-Down Pct	—	—
SACKS BY-Yards	—	—
TOUCHDOWNS SCORED	28	37
FIELD GOALS-ATTEMPTS	6-10	12-17
ON-SIDE KICKS	—	—
RED-ZONE SCORES	—	—
RED-ZONE TOUCHDOWNS	—	—
PAT-ATTEMPTS	(28-28) 100%	(34-37) 92%

RUSHING									
Player	G	Att	Gain	Loss	Net	Avg	TD	Lg	Avg/G
G. Boone	11	94	348	8	340	3.6	1	21	30.9
M. Grayson	8	78	245	26	219	2.8	3	32	27.4
B. Brower	8	51	220	8	212	4.2	0	21	26.5
J. Blunk	11	37	150	9	141	3.8	2	21	12.8
R. Brummitt	11	2	21	0	21	10.5	1	12	1.9
C. Franks	8	5	18	0	18	3.6	1	7	2.3
G. Tillery	10	3	15	0	15	5.0	0	9	1.5
C. Gee	6	5	16	1	15	3.0	0	8	2.5
D. Snow	4	3	6	1	5	1.6	0	6	1.3
C. Jones	11	3	7	3	4	1.3	0	7	0.4
M. Brown	11	1	3	0	3	3.0	0	3	0.3
S. Schnellenberger	10	1	2	0	2	2.0	0	2	0.2
J. Brinkman	11	1	1	0	1	1.0	0	1	0.1
M. Schoettlmer	2	1	0	2	-2	-2.0	0	—	-1.0
R. Sally	1	1	0	5	-5	-5.0	0	—	-5.0
C. Castor	10	2	0	13	-13	-6.5	0	0	-1.3
B. Clinkscale	8	6	17	35	-18	-2.3	0	7	-2.3
B. Bennett	11	51	75	285	-210	-19.1	1	22	-19.1
PASSING									
Player	G	Effic	C-A-I	Pct	Yds	TD	Lg	Avg/G	
B. Bennett	11	—	174-330-25	.527	2,050	11	—	186.4	
B. Clinkscale	8	—	29-51-2	.568	316	2	—	39.5	
R. Frederick	11	—	4-4-0	1.000	78	3	—	7.1	
M. Schoettlmer	2	—	3-8-3	.375	28	0	—	14.0	
G. Boone	11	—	1-1-0	1.000	14	1	—	1.3	
M. Grayson	8	—	1-2-0	.500	13	1	—	3.3	
R. Brummitt	11	—	1-1-0	1.000	9	0	—	0.8	
M. Brown	11	—	0-1-0	.000	0	0	—	0.0	
B. Brower	8	—	0-1-0	.000	0	0	—	0.0	
R. Sally	1	—	0-2-1	.000	0	0	—	0.0	
RECEIVING									
Player	G	No.	Yds	Avg	TD	Lg	Avg/G		
M. Brown	11	34	451	13.3	1	38	41.0		
J. Brinkman	11	32	337	10.5	2	21	30.6		
R. Frederick	11	27	413	15.3	2	57	37.5		
C. Jones	11	25	369	14.8	6	54	33.5		
C. Castor	10	19	312	16.4	4	75	31.2		
B. Brower	8	17	134	7.9	0	25	16.8		
G. Tillery	10	16	156	9.8	1	21	15.6		
M. Grayson	8	14	109	7.7	0	20	13.6		
J. Blunk	11	8	57	7.1	0	13	5.2		
G. Boone	11	7	45	6.4	0	15	4.1		
M. Fuqua	5	4	36	9.0	0	15	7.2		
S. Schnellenberger	10	3	26	8.7	0	11	2.6		
B. Bennett	11	2	13	6.5	1	13	1.2		
B. Clinkscale	8	1	21	21.0	1	21	2.6		
D. Snow	4	1	14	14.0	0	14	3.5		
M. Millitello	2	1	12	12.0	0	12	6.0		
D. Burris	2	1	3	3.0	0	3	1.5		
R. Brummitt	11	1	0	0.0	0	—	0.0		
SCORING									
Player	TD	FG	Kick	Rush	Rcv	Pass	Dxp	Saf	Pts
S. McKinney	0	6-9	28-28	0-0	0	0-0	0	0	46
C. Jones	6	0-0	0-0	0-0	0	0-0	0	0	36
C. Castor	4	0-0	0-0	0-0	0	0-0	0	0	24
M. Grayson	3	0-0	0-0	0-0	0	0-0	0	0	18
B. Bennett	2	0-0	0-0	0-0	0	0-0	0	0	12
J. Blunk	2	0-0	0-0	0-0	0	0-0	0	0	12
J. Brinkman	2	0-0	0-0	0-0	0	0-0	0	0	12
R. Frederick	2	0-0	0-0	0-0	0	0-0	0	0	12
G. Boone	1	0-0	0-0	0-0	0	0-0	0	0	6

M. Brown	1	0-0	0-0	0-0	0	0-0	0	0	6
R. Brummitt	1	0-0	0-0	0-0	0	0-0	0	0	6
B. Clinkscale	1	0-0	0-0	0-0	0	0-0	0	0	6
C. Franks	1	0-0	0-0	0-0	0	0-0	0	0	6
D. Tabron	1	0-0	0-0	0-0	0	0-0	0	0	6
G. Tillery	1	0-0	0-0	0-0	0	0-0	0	0	6

PUNTING									
Player	No.	Yds	Avg	Lg	TB	FC	i20	50+	Blk
R. Brummitt	65	2,685	41.3	56	—	—	—	—	0

KICKOFF RETURNS					
Player	No.	Yds	Avg	TD	Lg
D. Tabron	11	251	22.8	0	31
M. Grayson	9	223	24.8	0	44
C. Jones	6	141	23.5	0	32
C. Gee	5	107	21.4	0	30
K. Crenshaw	4	92	23.0	0	30
B. Glover	1	18	18.0	0	18
J. Brinkman	1	9	9.0	0	9
D. Thielemann	1	0	0.0	0	—

PUNT RETURNS					
Player	No.	Yds	Avg	TD	Lg
D. Tabron	21	159	7.6	0	65
R. Frederick	7	78	11.0	0	47
E. Brown	3	2	0.7	0	2
G. Tillery	1	2	2.0	0	2

INTERCEPTIONS					
Player	No.	Yds	Avg	TD	Lg
D. Tabron	5	132	26.4	1	87
E. Brown	3	64	21.3	0	31
K. Crenshaw	3	1	0.3	0	1
G. Garstkiewicz	2	24	12.0	0	20

FIELD GOALS									
Player	FGM-A	Pct	1-19	20-29	30-39	40-49	50+	Lg	Blk
S. McKinney	6-9	.667	—	—	—	—	—	—	—

TOTAL OFFENSE LEADERS						
Player	G	Plays	Rush	Pass	Total	Avg/G
B. Bennett	11	—	-210	2,050	1,840	167.3
G. Boone	11	—	340	14	354	32.2
B. Clinkscale	8	—	-18	316	298	37.3

ALL PURPOSE YARDAGE LEADERS								
Player	G	Rush	Rec	PR	KOR	IR	Total	Avg/G
M. Brown	11	3	451	0	0	0	453	41.2
D. Tabron	11	0	0	159	251	0	410	37.3
G. Boone	11	340	45	0	0	0	385	35.0

TACKLE LEADERS							
Player	G	UA	A	Tot	TFL/Yds	Sacks/Yds	PBU
—							

CAUSED FUMBLES

—

FUMBLE RECOVERIES

—

1981

Overall Record: 6-5 ACC: 3-3 (4th)

Head Coach: Red Wilson  
Assistant Coaches: Mickey Brown (DT), Rod Broadway (NG), Rich McGeorge (TE), Roger Slaughter (Asst. OL), Bob Matheson (DE), Steve Spurrier (OC/QB), Sam Story (WR), Dick Hopkins (DB), Eddie Williamson (OL)  
Starting Lineup: OFFENSE: QBs Ben Bennett (7) & Ron Sally (4), WR Cedric Jones, WR Ron Frederick, TE Carl Franks, OT Tim Bumgarner, OT Robert Oxendine, OG Greg Bamberger, OG Brian Baldinger, C Philip Ebinger, RB Greg Boone, RB Mike Grayson; DEFENSE: DE Charles Bowser, DE Greg Blackwell, DT Bill Smith, DT F.A. Martin, NG Dan Yellott, LB Jimmy Tyson, LB Emmett Tilley, CB Keith Crenshaw, CB Dennis Tabron, FS Joby Branion, SS Bill Obremskey; SPECIAL TEAMS: K Scott McKinney, P John Tolish  
Captains: Greg Bamberger, Cedric Jones, Dennis Tabron, Dan Yellott | Team MVP: Cedric Jones  
All-ACC: Cedric Jones¹, Charles Bowser¹, Dennis Tabron¹  
All-America: Cedric Jones¹, Charles Bowser¹<sup>HM</sup>

S 12	Ohio State (-11)	A	L	13-34	86,266	OHST RB Spencer 19-172 rushing & 3 TDs; Bennett 18-37, 234 & 2 TDs; Jones 2 TDs; Halftime: OHST, 14-13; Tyson 16 tackles
S 19	South Carolina	A	L	3-17	56,321	SCAR RB Wright 18-113 rushing; Total offense: Duke 207, SCAR 240; Halftime: 0-0; Sally 7-27, 72 yards & 3 INTs
S 26	Virginia	A	W	29-24	27,523	Grayson GW 2-yard TD rush (0:59; 4th); Sally 18-26, 336 yards & 2 TDs; Jones 5-167 receiving & 1 TD; UVA led 24-15 with 10 minutes left in 4th
O 3	East Carolina	H	W	24-14	18,250	Boone 21-115 rushing; Sally 15-23, 223 yards & 1 TD; Total offense: Duke 465, ECU 275; TOs: Duke 4, ECU 4 (both teams lost 3 fumbles)
O 10	Virginia Tech	H	W	14-7	32,000	Tabron GW 10-yard INT return for TD (0:56; 4th); Grayson 26-104 rushing; VT RB Lawrence 31-179 rushing; Halftime: 0-0; Tilley 18 tackles
O 17	Clemson (-6)	H	L	10-38	26,000	CLEM RB Austin 19-178 rushing & 2 TDs; CLEM 563 total yards; Bennett 17-25, 243 yards & 1 TD; Halftime: CLEM, 24-3; Tyson 19 tackles
O 24	Maryland	A	L	21-24	31,800	MD RB Wysocki 22-143 rushing & 2 TDs; Bennett 31-46, 397 yards & 2 TDs; McKinney 42-yard FGA wide (:00; 4th); MD defense 6.0 QB sacks
O 31	Georgia Tech	A	W	38-24	30,232	Boone 10-96 rushing; Tabron blocked punt recovery in EZ for TD; Halftime: GT, 24-21; Duke 4 TOs; Total offense: Duke 341, GT 232
N 7	Wake Forest	A	W	31-10	22,000	Duke 3 100-yard rushers (Grayson 17-188, Blunk 20-110 & Boone 16-101); Total offense: Duke 542, WF 179; Duke 432 rushing yards
N 14	N.C. State	H	W	17-7	26,750	Grayson 24-106 rushing; Boone 13-69 rushing & 1 TD; NCS 10 1st downs & 211 total yards; Duke 26 1st downs & 410 total yards
N 21	North Carolina (-15)	H	L	10-31	38,525	UNC RB Bryant 36-247 rushing & 2 TDs; Bennett 13-31, 202 yards; Total offense: Duke 331, UNC 432 (368 rushing); Tyson 16 tackles

	1st	2nd	3rd	4th	Total
Duke	34	62	53	61	210
Opponents	41	65	73	51	230

TEAM STATISTICS	Duke	Opponents
SCORING	210	230
Points Per Game	19.1	20.9
FIRST DOWNS	229	186
Rushing	104	116
Passing	106	60
Penalty	19	10
RUSHING YARDAGE	1,703	2,210
Yards gained rushing	2,062	2,554
Yards lost rushing	359	344
Rushing Attempts	469	527
Average Per Rush	3.6	4.2
Average Per Game	154.8	200.9
TDs Rushing	8	24
PASSING YARDAGE	2,368	1,357
Comp-Att-Int	176-342-21	108-217-19
Average Per Pass	6.9	6.3
Average Per Catch	13.5	12.6
Average Per Game	215.3	123.4
TDs Passing	15	4
TOTAL OFFENSE	4,071	3,567
Total Plays	811	744
Average Per Play	5.0	4.8
Average Per Game	370.1	324.3
KICK RETURNS: #-Yards	27-504	36-687
PUNT RETURNS: #-Yards	35-176	32-242
INT RETURNS: #-Yards	19-147	22-155
KICK RETURN AVERAGE	18.7	19.1
PUNT RETURN AVERAGE	5.0	7.6
INT RETURN AVERAGE	7.7	7.0
FUMBLES-LOST	21-14	25-10
PENALTIES-Yards	66-564	75-757
Average Per Game	51.3	68.8
PUNTS-Yards	62-2,353	72-2,721
Average Per Punt	38.0	37.8
Net punt average	—	—
KICKOFFS-Yards	—	—
Average Per Kick	—	—
Net kick average	—	—
TIME OF POSSESSION/Game	—	—
3RD-DOWN Conversions	—	—
3rd-Down Pct	—	—
4TH-DOWN Conversions	—	—
4th-Down Pct	—	—
SACKS BY-Yards	—	—
TOUCHDOWNS SCORED	25	30
FIELD GOALS-ATTEMPTS	12-21	7-11
ON-SIDE KICKS	—	—
RED-ZONE SCORES	—	—
RED-ZONE TOUCHDOWNS	—	—
PAT-ATTEMPTS	(23-25) 92%	(27-30) 90%

RUSHING										
Player	G	Att	Gain	Loss	Net	Avg	TD	Lg	Avg/G	
M. Grayson	11	179	795	51	744	4.2	1	55	67.6	
G. Boone	11	80	505	3	502	6.3	2	34	45.6	
J. Blunk	11	69	291	9	282	4.2	1	22	25.6	
M. Atkinson	10	38	133	18	115	3.0	3	12	11.5	
C. Franks	11	8	59	1	58	7.3	0	25	5.3	
R. Sally	10	39	144	114	30	0.8	1	19	3.0	
D. Snow	4	4	15	0	15	3.8	0	9	3.8	
T. Decker	11	1	10	0	10	10.0	0	10	0.9	
G. Frederick	8	1	5	0	5	5.0	0	5	0.6	
S. Sime	10	3	4	3	1	0.3	0	4	0.1	
B. Bennett	9	47	101	160	-59	-1.3	0	17	-6.6	

PASSING										
Player	G	Effic	C-A-I	Pct	Yds	TD	Lg	Avg/G		
B. Bennett	9	—	110-202-8	.544	1,445	7	—	160.6		
R. Sally	10	—	61-131-11	.466	888	6	—	88.8		
M. Grayson	11	—	1-2-0	.500	13	1	—	1.2		
C. Jones	11	—	3-3-0	1.000	5	1	—	0.5		
R. Frederick	11	—	1-3-2	.333	17	0	—	1.5		

RECEIVING										
Player	G	No.	Yds	Avg	TD	Lg	Avg/G			
C. Jones	11	42	832	19.8	10	58	75.6			
R. Frederick	11	37	565	15.3	3	40	51.4			
C. Franks	11	21	235	11.2	1	35	21.4			
M. Grayson	11	21	156	7.4	0	27	14.2			
J. Blunk	8	12	125	10.4	0	36	15.6			
G. Boone	11	9	49	5.4	0	13	4.5			
M. Fuqua	11	8	98	12.3	1	22	8.9			
M. Atkinson	10	8	49	6.1	0	18	4.9			
M. Millitello	9	6	74	12.3	0	21	8.2			
G. Tillery	3	4	79	19.8	0	29	26.3			
C. Castor	2	2	55	27.5	0	43	27.5			
S. Sime	10	2	13	6.5	0	8	1.3			
J. Tolish	11	1	25	25.0	0	25	2.3			
G. Frederick	8	1	14	14.0	0	14	1.8			
P. Newman	11	1	7	7.0	0	7	0.6			
R. Sally	10	1	-8	-8.0	0	—	-0.8			

SCORING										
Player	TD	FG	Kick	Rush	Rcv	Pass	Dxp	Saf	Pts	
C. Jones	10	0-0	0-0	0-0	0	0-0	0	0	60	
S. McKinney	0	12-20	22-23	0-0	0	0-0	0	0	58	
M. Atkinson	3	0-0	0-0	0-0	0	0-0	0	0	18	
R. Frederick	3	0-0	0-0	0-0	0	0-0	0	0	18	
G. Boone	2	0-0	0-0	0-0	0	0-0	0	0	12	
D. Tabron	2	0-0	0-0	0-0	0	0-0	0	0	12	
J. Blunk	1	0-0	0-0	1-1	0	0-0	0	0	8	
C. Franks	1	0-0	0-0	0-0	0	0-0	0	0	6	
M. Fuqua	1	0-0	0-0	0-0	0	0-0	0	0	6	
M. Grayson	1	0-0	0-0	0-0	0	0-0	0	0	6	
R. Sally	1	0-0	0-0	0-1	0	0-0	0	0	6	
TEAM	0	0-1	0-0	0-0	0	0-0	0	0	—	

PUNTING										
Player	No.	Yds	Avg	Lg	TB	FC	i20	50+	Blk	
J. Tolish	60	2,280	38.0	57	—	—	—	—	0	
B. Bennett	2	73	36.5	41	—	—	—	—	0	

KICKOFF RETURNS					
Player	No.	Yds	Avg	TD	Lg
C. Jones	12	214	17.8	0	35
M. Grayson	11	214	19.4	0	32
M. Atkinson	3	53	17.6	0	26
D. Tabron	1	23	23.0	0	23

PUNT RETURNS					
Player	No.	Yds	Avg	TD	Lg
M. Millitello	20	89	4.4	0	13
R. Frederick	6	27	4.5	0	11
G. Tillery	6	24	4.0	0	10
C. Anderson	2	31	15.5	0	17
D. Tabron	1	5	5.0	1	5

INTERCEPTIONS					
Player	No.	Yds	Avg	TD	Lg
B. Obremskey	6	44	7.3	0	21
K. Crenshaw	4	20	5.0	0	17
J. Branion	4	15	3.7	0	14
D. Tabron	3	45	15.0	1	14
J. Tyson	1	15	15.0	0	15
J. Hill	1	8	8.0	0	8

FIELD GOALS										
Player	FGM-A	Pct	1-19	20-29	30-39	40-49	50+	Lg	Blk	
S. McKinney	12-20	.600	0-0	4-4	7-11	1-5	0-0	42	—	

TOTAL OFFENSE LEADERS						
Player	G	Plays	Rush	Pass	Total	Avg/G
B. Bennett	9	—	-59	1,445	1,386	154.0
R. Sally	10	—	30	888	918	91.8
M. Grayson	11	—	744	13	757	68.8

ALL PURPOSE YARDAGE LEADERS										
Player	G	Rush	Rec	PR	KOR	IR	Total	Avg/G		
M. Grayson	11	744	156	0	214	0	1,114	101.3		
C. Jones	11	0	832	0	214	0	1,046	95.1		
R. Frederick	11	0	565	27	0	0	592	53.8		

TACKLE LEADERS							
Player	G	UA	A	Tot	TFL/Yds	Sacks/Yds	PBU
—							

CAUSED FUMBLES

—

FUMBLE RECOVERIES

—



1982

Overall Record: 6-5 ACC: 3-3 (13rd)

Head Coach: Red Wilson  
Assistant Coaches: Mickey Brown (OL), Rod Broadway (DL), Rich McGeorge (TE), Roger Slaughter (Asst. DL), Bob Matheson (OLB), Steve Spurrier (OC/QB), Sam Story (RB), Oliver Phillips (ILB), Dick Hopkins (DC/DB), Eddie Williamson (OL)  
Starting Lineup: OFFENSE: QB Ben Bennett, WR Chris Castor, WR Mark Militello, TE Carl Franks, OT Tim Bumgarner, OT Robert Oxendine, OG Mark Miller, OG Tee Moorman, C Philip Ebinger, FB Greg Boone, TB Mike Grayson; DEFENSE: DE Greg Blackwell, DE Glen Barner, DT Chip Anderson, DT Chris Arendt, NG Bill Smith, LB Ralph Alderman, LB Emmett Tilley, CB Johnny Hill, CB Brick Johnstone, FS Joby Branion, SS Bill Obremskey; SPECIAL TEAMS: K Ken Harper, P John Tolish  
Captains: Robert Oxendine, Emmett Tilley | Team MVP: Chris Castor  
All-ACC: Chris Castor<sup>1</sup>, Ben Bennett<sup>1</sup>, Philip Ebinger<sup>1</sup>, Robert Oxendine<sup>1</sup>, Emmett Tilley<sup>1</sup>  
All-America: Chris Castor<sup>2</sup>, Robert Oxendine<sup>2</sup>, Philip Ebinger<sup>4M</sup>  
Miscellaneous Awards: ACC Player of the Year (Chris Castor)

S 4	Tennessee	A	W	25-24	95,223	Tolish GW PAT after Blunk 13-yard TD rush & (10:31; 4th); Boone 100-yard KOR for TD; Bennett 19-29, 288 yards & 1 TD; Tilley 20 tackles
S 18	South Carolina	A	W	30-17	66,928	Bennett 15-24, 177 yards & 2 TDs; Castor 2 TD receptions; Johnstone 33-yard INT for TD; Tilley 17 tackles & 1.0 QB sack; Alderman 16 tackles
S 25	Virginia	H	W	51-17	21,725	Bennett 21-30, 291 yards & 3 TDs; Grayson 8-102 rushing & 2 TDs; Castor 7-111 receiving & 2 TDs; Duke 612 total yards (392 pass)
O 2	Navy	H	L	21-27	32,750	NAVY RB McCallum 36-211 rushing & 1 TD; Navy led 27-0 after 3 quarters; Bennett 32-50, 363 yards & 3 TDs; Total offense: Duke 402, NAVY 476
O 9	Virginia Tech	H	L	21-22	25,125	VT WR Shaw GW PAT pass from QB Greenwood after WR Thomas 49-yard TD pass from Greenwood (0:33; 4th); VT overcomes 21-0 deficit
O 16	Clemson (-/20)	A	L	14-49	63,500	CLEM RB Austin 27-260 rushing & 3 TDs; CLEM 393 rushing yards; Bennett 20-34, 217 yards & 1 TD; Duke 4 TOs; 26 combined penalties
O 23	Maryland	A	L	22-49	40,100	MD QB Esiason 19-33, 253 & 3 TDs; MD led 29-0 after 1st quarter; MD DB Jones 4 INTs; Bennett 25-46, 228 yards & 1 TD
O 30	Georgia Tech	A	W	38-21	36,562	Bennett 11-20, 186 yards & 3 TDs; Grayson 29-173 rushing & 1 TD; Total offense: Duke 448, GT 384; Halftime: Duke, 21-0
N 6	Wake Forest	H	W	46-26	21,500	Castor 11-283 receiving & 3 TDs (ACC single-game yardage record); Duke 706 total yards; Bennett 21-37, 407 yards & 2 TDs; Tolish 4 FGs
N 13	N.C. State	A	L	16-21	42,800	NCS RB McIntosh 27-133 rushing; NCS RB Miller 14-100 rushing; Bennett 27-41, 313 yards & 1 TD; Halftime: Duke, 10-0; Militello 9-114 receiving
N 20	North Carolina	H	W	23-17	33,941	Franks GW 5-yard TD pass from Bennett (12:06; 4th); Grayson 21-118 rushing; Boone 14-105 rushing; Bennett 25-34, 273 yards & 1 TD

	1st	2nd	3rd	4th	Total
Duke	85	63	60	99	307
Opponents	67	73	90	60	290

TEAM STATISTICS	Duke	Opponents
SCORING	307	290
Points Per Game	27.9	26.4
FIRST DOWNS	269	254
Rushing	102	127
Passing	149	107
Penalty	18	20
RUSHING YARDAGE	1,641	2,369
Yards gained rushing	1,995	2,677
Yards lost rushing	354	308
Rushing Attempts	431	535
Average Per Rush	3.8	4.4
Average Per Game	149.2	215.4
TDs Rushing	15	23
PASSING YARDAGE	3,349	2,254
Comp-Att-Int	258-414-16	175-305-13
Average Per Pass	8.1	7.4
Average Per Catch	13.0	12.9
Average Per Game	304.4	204.9
TDs Passing	23	14
TOTAL OFFENSE	4,990	4,623
Total Plays	845	840
Average Per Play	5.9	5.5
Average Per Game	453.6	420.2
KICK RETURNS: #-Yards	31-598	45-979
PUNT RETURNS: #-Yards	16-56	17-100
INT RETURNS: #-Yards	13-170	16-163
KICK RETURN AVERAGE	19.3	21.7
PUNT RETURN AVERAGE	3.5	5.8
INT RETURN AVERAGE	13.1	10.2
FUMBLES-LOST	19-11	20-14
PENALTIES-Yards	78-709	87-736
Average Per Game	64.5	66.9
PUNTS-Yards	46-1,899	50-1,919
Average Per Punt	41.3	38.4
Net punt average	—	—
KICKOFFS-Yards	—	—
Average Per Kick	—	—
Net kick average	—	—
TIME OF POSSESSION/Game	—	—
3RD-DOWN Conversions	—	—
3rd-Down Pct	—	—
4TH-DOWN Conversions	—	—
4th-Down Pct	—	—
SACKS BY	23	—
TOUCHDOWNS SCORED	40	38
FIELD GOALS-ATTEMPTS	11-22	8-16
ON-SIDE KICKS	—	—
RED-ZONE SCORES	—	—
RED-ZONE TOUCHDOWNS	—	—
PAT-ATTEMPTS	(30-35) 86%	(34-34) 100%

RUSHING											
Player	G	Att	Gain	Loss	Net	Avg	TD	Lg	Avg/G		
M. Grayson	10	136	742	49	693	5.1	5	40	69.3		
G. Boone	11	78	443	9	434	5.6	2	46	39.5		
J. Blunk	11	98	384	17	367	3.7	7	24	33.4		
M. Atkinson	11	35	181	10	171	4.9	0	20	15.5		
J. Grantham	3	16	64	4	60	3.8	1	12	20.0		
T. Decker	11	4	23	0	23	5.7	0	11	2.1		
C. Franks	11	2	18	0	18	9.0	0	11	1.6		
C. Castor	11	3	18	1	17	5.6	0	13	1.5		
P. Newman	5	1	16	0	16	16.0	0	16	3.2		
J. El-Masry	1	1	7	0	7	7.0	0	7	7.0		
J. Tolish	11	2	13	10	3	1.5	0	13	0.3		
S. Bunker	1	1	0	0	0	0.0	0	0	0.0		
R. Sally	2	1	0	9	-9	-9.0	0	-9	-4.5		
B. Clinkscale	4	1	0	11	-11	-11.0	0	-11	-2.8		
B. Bennett	11	52	86	234	-148	2.8	0	16	13.5		

PASSING											
Player	G	Effic	C-A-I	Pct	Yds	TD	Lg	Avg/G			
B. Bennett	11	—	236-374-12	63.1	3,033	20	—	275.7			
B. Clinkscale	4	—	15-21-2	71.4	192	0	—	48.0			
R. Sally	2	—	4-10-1	40.0	71	1	—	35.5			
M. Grayson	10	—	2-3-0	66.7	49	2	—	4.9			
D. Walston	10	—	1-4-0	25.0	4	0	—	0.4			
G. Frederick	11	—	0-2-1	0.0	0	0	—	0.0			

RECEIVING											
Player	G	No.	Yds	Avg	TD	Lg	Avg/G				
M. Militello	11	52	725	13.9	2	28	65.9				
C. Franks	11	49	446	9.1	3	28	40.5				
C. Castor	11	46	952	20.7	13	88	86.5				
M. Grayson	10	40	372	9.3	0	25	37.2				
G. Tilley	4	13	199	15.3	1	36	49.8				
J. Blunk	11	11	96	8.7	0	18	8.7				
G. Frederick	11	9	126	14.0	0	38	11.5				
M. Atkinson	11	8	43	5.4	0	14	3.9				
J. Long	9	6	94	15.6	1	25	10.4				
S. Russell	11	6	76	12.6	2	29	6.9				
G. Boone	11	6	32	5.3	0	8	2.9				
C. Herring	9	5	102	20.4	1	40	11.3				
J. Tolish	11	2	64	32.0	0	47	5.8				
J. Grantham	3	2	5	2.5	0	9	1.7				
R. Reed	11	1	8	8.0	0	8	0.7				
T. Decker	11	1	5	5.0	0	5	0.5				
J. Poor	1	1	4	4.0	0	4	4.0				

SCORING											
Player	TD	FG	Kick	Rush	Rcv	Pass	Dxp	Saf	Pts		
C. Castor	13	0-0	0-0	0-0	0	0-0	0	0	78		
J. Tolish	0	9-16	26-27	0-0	0	0-0	0	0	53		
J. Blunk	7	0-0	0-0	0-0	0	0-0	0	0	42		
M. Grayson	5	0-0	0-0	0-0	0	0-0	0	0	30		
C. Franks	3	0-0	0-0	0-1	0	0-0	0	0	18		
G. Boone	3	0-0	0-0	0-0	0	0-0	0	0	18		
M. Militello	2	0-0	0-0	1-1	0	0-0	0	0	14		
S. Russell	2	0-0	0-0	0-0	0	0-0	0	0	12		
K. Harper	0	2-6	4-8	0-0	0	0-0	0	0	10		
J. Long	1	0-0	0-0	1-1	0	0-0	0	0	8		
B. Johnstone	1	0-0	0-0	0-0	0	0-0	0	0	6		
J. Grantham	1	0-0	0-0	0-0	0	0-0	0	0	6		
C. Herring	1	0-0	0-0	0-0	0	0-0	0	0	6		
G. Tilley	1	0-0	0-0	0-0	0	0-0	0	0	6		
B. Bennett	0	0-0	0-4	0-0	0	0-0	0	0	0		

PUNTING											
Player	No.	Yds	Avg	Lg	TB	FC	I20	50+	Blk		
J. Tolish	46	1,899	41.3	60	—	—	11	6	0		

KICKOFF RETURNS					
Player	No.	Yds	Avg	TD	Lg
M. Grayson	9	152	16.8	0	30
M. Atkinson	8	148	18.5	0	26
T. Decker	7	86	12.2	0	29
G. Boone	6	212	35.3	1	100
C. Franks	1	0	0.0	0	—

PUNT RETURNS					
Player	No.	Yds	Avg	TD	Lg
J. Long	7	3	0.4	0	4
M. Militello	4	16	4.0	0	5
G. Tilley	4	10	2.5	0	5
C. Anderson	1	27	27.0	0	27

INTERCEPTIONS					
Player	No.	Yds	Avg	TD	Lg
J. Hill	4	42	10.5	0	20
B. Johnstone	2	80	40.0	1	47
G. Tilley	1	23	23.0	0	23
J. Harelson	1	14	14.0	0	14
R. Alderman	1	7	7.0	0	7
B. Obremskey	1	4	4.0	0	4
B. Smith	1	0	0.0	0	—

FIELD GOALS											
Player	FGM-A	Pct	1-19	20-29	30-39	40-49	50+	Lg	Blk		
J. Tolish	9-16	.563	0-0	1-5	7-10	1-1	0-0	43	—		
K. Harper	2-6	.333	0-0	0-1	2-2	0-1	0-2	36	—		

TOTAL OFFENSE LEADERS							
Player	G	Plays	Rush	Pass	Total	Avg/G	
B. Bennett	11	—	-148	3,033	2,885	262.3	
M. Grayson	10	—	693	49	742	74.2	
G. Boone	11	—	434	0	434	39.5	

ALL PURPOSE YARDAGE LEADERS											
Player	G	Rush	Rec	PR	KOR	IR	Total	Avg/G			
M. Grayson	10	693	372	0	152	0	1,217	121.7			
M. Militello	11	0	725	16	0	0	741	67.4			
G. Boone	11	434	0	0	212	0	646	58.7			

TACKLE LEADERS							
Player	G	UA	A	Tot	TFL/Yds	Sacks/Yds	PBU
G. Tilley	9	88	28	116	2.0	2.0	5
R. Alderman	7	50	31	81	4.0	3.0	3
J. Hill	10	44	22	66	4.0	0.0	4
G. Blackwell	11	31	23	54	0.0	1.0	0
J. Branion	10	40	9	49	1.0	0.0	2
C. Arendt	11	30	16	46	6.0	2.0	0
G. Barner	10	27	17	44	0.0	4.0	2
B. Smith	10	29	14	43	1.0	1.5	0
P. Stubbs	11	25	15	40	3.0	0.0	2
B. Obremskey	11	31	7	38	0.0	0.0	0
C. Anderson	11	12	23	35	0.0	2.0	0

1983

Overall Record: 3-8 ACC: 3-3 (14th)

Head Coach: Steve Sloan  
Assistant Coaches: Richard Bell (Asst. HC/DC), John Cropp (OC/RB), Miles Aldridge (OLB), Tommy Bowden (WR), Rod Broadway (DL), Jim Collins (DB), Richard Como (TE), Monty Crook (OL), Tommy Limbaugh (RC)  
Starting Lineup: OFFENSE: QB Ben Bennett, TB Mike Grayson, FB Joel Blunk, FL Chuck Herring, SE Mark Militello, TE Scott Russell, ST Paul Burke, SG Mark Miller, C Philip Ebinger, OG Mike Higginbotham, OT Ted Million; DEFENSE: DE Mark Heninger, DT Brian Walter, NG Bill Smith, DT Jerome Ley, DE Chip Anderson, LB Ralph Anderson, LB Pete Stubbs, CB Mark Moseley, CB Johnny Hill, FS Joby Branon, SS Darryl Brunson; SPECIAL TEAMS: K Ken Harper, P John Tolish  
Captains: Phil Ebinger, Ben Bennett, Mike Grayson & Bill Smith | Team MVP: Mike Grayson  
All-ACC: Mike Grayson<sup>1</sup>, Ben Bennett<sup>1</sup>, Phil Ebinger<sup>1</sup>, Mark Militello<sup>1</sup>, Scott Russell<sup>1</sup>  
All-America: Ben Bennett<sup>3</sup>, Phil Ebinger<sup>3</sup>  
Miscellaneous Awards: ACC Player of the Year (Ben Bennett)

S 3	Virginia	A	L	30-38	28,947	UVA QB Schuchts 10-21, 275 yards & 3 TDs; Halftime: 21-21; Bennett 25-40, 253 yards & 3 TDs; Total offense: Duke 491, UVA 534
S 10	Indiana	A	L	10-15	41,120	IND RB Howard GW 6-yard TD rush (10:38; 4th); Halftime: Duke, 10-8; Bennett 27-40, 290 yards & 1 TD; Gee 6 tackles, 3 PBU's & 1 INT
S 17	South Carolina	H	L	24-31	20,500	SCAR RB Hagood GW 10-yard TD rush (:32; 4th); Halftime: Duke, 14-0; Grayson 13-80 rushing + 12-146 receiving; Total offense: Duke 447, SCAR 485
O 1	Miami (-/15)	H	L	17-56	28,750	MIA QB Kosar 14-19, 250 yards & 2 TDs; Total offense: Duke 225, MIA 613; Grayson 13-34 rushing & 1 TD; MIA eventual national champion
O 8	Virginia Tech	A	L	14-27	40,700	VT RB Copeland 22-78 rushing & 1 TD; Halftime: VT, 20-0; Rushing yards: Duke -4, VT 259; Bennett 25-51, 234 yards & 1 TD
O 15	Clemson	H	L	31-38	19,300	CLEM RB Mack 18-150 rushing; Duke TO on downs ends final drive at CLEM 9 (1:01; 4th); Bennett 34-53, 367 yards & 4 TDs; CLEM 514 yards
O 22	Maryland (-/15)	A	L	3-38	40,100	MD QB Esiason 13-21, 198 yards & 1 TD; Total offense: Duke 381, MD 506; Grantham 11-114 rushing; MD 304 rushing yards
O 29	Georgia Tech	H	W	32-26	17,650	Duke final 18 points to erase 26-14 3rd quarter deficit; Total offense: Duke 415, GT 225; Militello 13-140 receiving; Grantham 2 rushing TDs
N 5	Wake Forest	A	W	31-21	21,400	Grayson GW 1-yard TD rush (12:46; 4th); Grayson 39-152 rushing & 2 TDs; Duke final 24 points to erase 21-7 3rd quarter deficit
N 10	N.C. State	H	W	27-26	19,100	Militello GW 7-yard TD pass from Bennett (:26; 4th); Duke scores final 20 points to erase 26-7 3rd quarter deficit; Bennett 442 passing yards
N 19	North Carolina	A	L	27-34	49,500	UNC QB Stankavage GW 3-yard rush (2:21; 4th); Bennett 27-35, 323 yards & 2 TDs; Bennett becomes NCAA career passing yards leader

	1st	2nd	3rd	4th	Total
Duke	33	73	79	61	246
Opponents	82	95	93	80	350

TEAM STATISTICS	Duke	Opponents
SCORING	246	350
Points Per Game	22.4	31.8
FIRST DOWNS	266	228
Rushing	106	136
Passing	141	86
Penalty	19	6
RUSHING YARDAGE	1,380	2,702
Yards gained rushing	1,745	2,937
Yards lost rushing	365	235
Rushing Attempts	401	534
Average Per Rush	3.4	5.1
Average Per Game	125.5	245.6
TDs Rushing	14	28
PASSING YARDAGE	3,132	2,104
Comp-Att-Int	305-480-13	133-243-13
Average Per Pass	6.5	8.7
Average Per Catch	10.3	15.8
Average Per Game	284.7	191.3
TDs Passing	17	16
TOTAL OFFENSE	4,512	4,806
Total Plays	881	777
Average Per Play	5.1	6.2
Average Per Game	410.2	436.9
KICK RETURNS: #-Yards	32-637	37-887
PUNT RETURNS: #-Yards	24-200	24-174
INT RETURNS: #-Yards	13-99	13-165
KICK RETURN AVERAGE	19.9	24.0
PUNT RETURN AVERAGE	8.3	7.2
INT RETURN AVERAGE	7.6	12.7
FUMBLES-LOST	16-11	20-7
PENALTIES-Yards	48-460	79-677
Average Per Game	41.8	61.5
PUNTS-Yards	55-2,397	53-2,176
Average Per Punt	43.6	41.1
Net punt average	—	—
KICKOFFS-Yards	—	—
Average Per Kick	—	—
Net kick average	—	—
TIME OF POSSESSION/Game	—	—
3RD-DOWN Conversions	—	—
3rd-Down Pct	—	—
4TH-DOWN Conversions	—	—
4th-Down Pct	—	—
SACKS BY	9	—
TOUCHDOWNS SCORED	31	46
FIELD GOALS-ATTEMPTS	10-18	10-14
ON-SIDE KICKS	—	—
RED-ZONE SCORES	—	—
RED-ZONE TOUCHDOWNS	—	—
PAT-ATTEMPTS	(27-31) 87%	(42-46) 93%

RUSHING											
Player	G	Att	Gain	Loss	Net	Avg	TD	Lg	Avg/G		
M. Grayson	11	181	844	59	785	4.3	8	37	71.4		
J. Grantham	11	101	571	15	556	5.5	5	64	50.5		
J. Blunk	11	40	117	8	109	2.7	1	8	9.9		
C. Herring	11	2	33	0	33	16.5	0	18	3.0		
S. Sime	5	6	32	3	29	4.8	0	11	5.8		
J. Tolish	11	1	15	0	15	15.0	0	15	1.4		
G. Frederick	10	1	5	0	5	5.0	0	5	0.5		
J. El-Masry	11	2	1	5	-4	-2.0	0	1	0.4		
M. Atkinson	11	5	5	10	-5	-1.0	0	2	-0.5		
D. Walston	11	5	20	27	-7	-1.4	0	20	-0.6		
B. Bennett	11	57	102	238	-136	-2.4	0	19	-12.4		

PASSING											
Player	G	Effic	C-A-I	Pct	Yds	TD	Lg	Avg/G			
B. Bennett	11	—	300-469-12	.640	3,086	17	—	280.5			
D. Walston	11	—	5-10-0	.500	46	0	—	4.2			
R. Sally	1	—	0-1-1	.000	0	0	—	0.0			

RECEIVING											
Player	G	No.	Yds	Avg	TD	Lg	Avg/G				
M. Grayson	11	66	582	8.8	2	63	52.9				
M. Militello	11	63	682	10.8	3	41	62.0				
S. Russell	11	47	471	10.0	1	30	42.8				
J. Grantham	11	27	259	9.6	1	41	23.5				
J. Blunk	11	25	159	6.4	2	31	14.5				
G. Frederick	10	15	233	15.5	5	47	23.3				
R. Reed	7	14	159	11.4	0	22	22.7				
C. Herring	11	13	177	13.6	3	56	16.1				
G. Flanagan	10	12	144	12.0	0	19	14.4				
C. Green	8	9	193	21.4	0	60	24.1				
M. Atkinson	11	8	49	6.1	0	17	4.5				
J. Dolan	9	3	24	8.0	0	10	2.7				
J. El-Masry	11	2	5	2.5	0	10	0.5				
B. Bennett	11	1	-5	-5.0	0	—	-0.5				

SCORING											
Player	TD	FG	Kick	Rush	Rcv	Pass	Dxp	Saf	Pts		
M. Grayson	10	0-0	0-0	0-0	0	0-0	0	0	60		
K. Harper	0	10-18	26-28	0-0	0	0-0	0	0	56		
J. Grantham	6	0-0	0-0	1-1	0	0-0	0	0	38		
G. Frederick	5	0-0	0-0	0-0	0	0-0	0	0	30		
J. Blunk	3	0-0	0-0	0-0	0	0-0	0	0	18		
C. Herring	3	0-0	0-0	0-0	0	0-0	0	0	18		
M. Militello	3	0-0	0-0	0-0	0	0-0	0	0	18		
S. Russell	1	0-0	0-0	0-0	0	0-0	0	0	6		
TEAM	0	0-0	0-2	0-0	0	0-0	0	1	2		

PUNTING											
Player	No.	Yds	Avg	Lg	TB	FC	i20	50+	Bk		
J. Tolish	53	2,299	43.4	64	—	—	11	12	0		
B. Bennett	2	98	49.0	50	—	—	—	1	0		

KICKOFF RETURNS											
Player	No.	Yds	Avg	TD	Lg						
J. Grantham	20	442	22.1	0	39						
M. Atkinson	9	150	16.6	0	23						
T. Decker	1	23	23.0	0	23						
M. Grayson	1	22	22.0	0	22						
J. El-Masry	1	0	0.0	0	—						

PUNT RETURNS											
Player	No.	Yds	Avg	TD	Lg						
M. Grayson	12	110	9.2	0	36						
J. Branon	9	69	7.7	0	20						
M. Militello	3	21	7.0	0	21						

INTERCEPTIONS											
Player	No.	Yds	Avg	TD	Lg						
C. Gee	4	44	11.0	0	38						
D. Brunson	2	14	7.0	0	14						
J. Branon	2	6	3.0	0	6						
B. Johnstone	2	1	0.5	0	1						
J. Hill	1	26	26.0	0	26						
P. Stubbs	1	8	8.0	0	8						
M. Junkin	1	0	0.0	0	—						

FIELD GOALS											
Player	FGM-A	Pct	1-19	20-29	30-39	40-49	50+	Lg	Bk		
K. Harper	10-18	.556	2-2	3-3	2-3	3-8	0-2	45	—		

TOTAL OFFENSE LEADERS											
Player	G	Plays	Rush	Pass	Total	Avg/G					
B. Bennett	11	—	-136	3,086	2,950	268.2					
M. Grayson	11	—	785	0	785	71.4					
J. Grantham	11	—	556	0	556	50.5					

ALL PURPOSE YARDAGE LEADERS											
Player	G	Rush	Rec	PR	KOR	IR	Total	Avg/G			
M. Grayson	11	785	582	110	22	0	1,499	136.3			
J. Grantham	11	556	259	0	442	0	1,257	114.3			
M. Militello	11	0	682	21	0	0	703	63.9			

TACKLE LEADERS							
Player	G	UA	A	Tot	TFL/Yds	Sacks/Yds	PBU
N. Buoniconti	11	54	43	97	5.0	0.0	1
R. Alderman	10	55	39	94	0.0	0.0	0
J. Branon	9	40	22	62	0.0	0.0	4
P. Stubbs	8	32	27	59	5.0	0.0	1
M. Junkin	11	34	24	58	0.0	0.0	1
H. Ward	11	33	20	53	6.0	2.0	0
B. Smith	11	19	26	45	0.0	0.0	0
D. Brunson	11	27	17	44	0.0	0.0	3
C. Gee	11	25	19	44	1.0	0.0	8
M. Youmans	11	16	18	34	3.0	2.0	0
R. Andrews	10	15	18	33	2.0	1.0	0
J. Ley	10	15	14	29	3.0	2.0	0
G. Barner	8	17	10	27	1.0	0.0	0
B. Obremskey	11	15	10	25	0.0	0.0	0
M. Moseley	10	13	10	23	0.0	0.0	1
J. Hill	5	13	10	23	1.0	0.0	0
M. Heninger	11	10	12	22	0.0	0.0	1
C. Anderson	11	10	12	22	0.0	1.0	5
B. Johnstone	11	11	7	18	1.0	0.0	3
D. Adams	6	8	9	17	0.0	0.0	0
J. Harelson	7	6	10	16	0.0	0.0	0
D. Deaton	11	7	9	16	0.0	0.0	0
H. Woods	11	4	7	11	0.0	0.0	0
B. Walter	11	4	6	10	1.0	1.0	1

1984

Overall Record: 2-9 ACC: 1-5 (16th)

Head Coach: Steve Sloan  
Assistant Coaches: Miles Aldridge (OLB), Rodney Allison (OB), Richard Bell (Asst. HC), Tommy Bowden (WR), Rod Broadway (DL), Richard Como (TE), Monty Crook (OL), Tommy Limbaugh (RC), Ron McCrone (DB)  
Starting Lineup: OFFENSE: QB Ron Sally (2), Steve Slayden (5) or Drew Walston (4), RB Julius Grantham, WR Chuck Herring, WR Greg Flanagan, FB Scott Sime, TE Scott Russell, ST Ted Million, SG Mark Higginbotham, C Paul Constantino, QG Dave Lindquist, QT Justin Beckett; DEFENSE: OLB Harry Ward, DT Scott Wilkinson, DT Murray Youmans, OLB David Adams, WLB Pete Stubbs, MLB Mike Junkin, SLB Greg Blackwell, ROV Howard Woods, CB Joby Branion, CB Mark Moseley, S Johnny Hill; SPECIAL TEAMS: K Ken Harper, P John Tolish  
Captains: Johnny Hill, Scott Russell & Ron Sally | Team MVP: Johnny Hill

S 8	Indiana	H	W	31-24	23,500	Grantham GW 1-yard TD rush (1:22; 4th); Harper 42-yard FG to tie game, 24-24 (5:19; 4th); Grantham 31-141 rushing; Halftime: 14-14
S 22	South Carolina	A	L	0-21	68,300	SCAR QB Mitchell 8-11, 87 yards & 1 TD; Rushing yards: Duke 50, SCAR 265; Duke 4 TOs; Sally DNP (injury); Andrews 13 tackles & 2.0 sacks
S 29	Army West Point	A	L	9-13	39,026	ARMY RB Black 30-126 rushing & 1 TD; Harper 3 FGs (20, 34 & 32); Halftime: ARMY, 10-6; Rushing yards: Duke 151, ARMY 300
O 6	Virginia	H	L	10-38	17,200	UVA RB Petty 17-114 rushing & 2 TDs; Total offense: Duke 261, UVA 345; Peacock 21-71 rushing; Junkin 8 tackles & 2.0 TFL
O 13	Virginia Tech	A	L	0-27	36,400	VT QB Cox 8-19, 153 yards & 2 TDs; Rushing yards: Duke -4, VT 148; Duke 68 total yards; Buoniconti 12 tackles & 1 INT
O 20	Clemson	A	L	21-54	80,500	CLEM RB Flowers 11-119 rushing; Halftime: CLEM, 41-0; Herring 4-146 receiving; Junkin 3.0 TFL; Total offense: Duke 377, CLEM 547
O 27	Maryland	H	L	7-43	17,500	MD RB Neal 9-122 rushing & 2 TDs; Total offense: Duke 203, MD 549; Halftime: MD, 29-7; Grantham 14-43 rushing + 5-78 receiving
N 3	Georgia Tech	A	L	3-31	36,393	GT QB Dewberry 13-19, 190 yards & 3 TDs; Rushing yards: Duke 221, GT 464; Slayden 19-35, 153 yards
N 10	Wake Forest	H	L	16-20	28,000	WF WR Scales GW 7-yard TD pass from QB White (:16; 4th); Grantham 7-yard TD rush put Duke ahead, 16-13 (14:11; 4th); Duke 214 rush yards
N 17	N.C. State	A	W	16-13	35,200	Harper GW 29-yard FG (1:52; 4th); Brunson INT ends NCS final drive (1:17; 4th); Total offense: Duke 344, NCS 326; Buoniconti 15 tackles
N 24	North Carolina	H	L	15-17	31,200	Duke failed PAT pass trailing, 17-15 (9:30; 4th); Duke poor snap on 22-yard FGA (2:26; 4th); Rushing yards: Duke 102, UNC 13; Duke 5 TOs

	1st	2nd	3rd	4th	Total
Duke	16	43	28	41	128
Opponents	62	134	58	47	301

TEAM STATISTICS	Duke	Opponents
SCORING	128	301
Points Per Game	11.6	27.4
FIRST DOWNS	191	211
Rushing	95	112
Passing	87	92
Penalty	9	7
RUSHING YARDAGE	1,106	2,275
Yards gained rushing	1,657	2,519
Yards lost rushing	551	244
Rushing Attempts	487	498
Average Per Rush	2.3	4.6
Average Per Game	100.5	206.8
TDs Rushing	6	17
PASSING YARDAGE	2,020	2,037
Comp-Att-Int	183-325-19	138-243-11
Average Per Pass	6.2	8.4
Average Per Catch	11.0	14.8
Average Per Game	183.6	185.2
TDs Passing	6	18
TOTAL OFFENSE	3,126	4,312
Total Plays	876	741
Average Per Play	3.6	5.8
Average Per Game	284.2	392.0
KICK RETURNS: #-Yards	43-873	20-456
PUNT RETURNS: #-Yards	21-198	38-303
INT RETURNS: #-Yards	12-51	20-268
KICK RETURN AVERAGE	20.3	22.8
PUNT RETURN AVERAGE	9.4	8.0
INT RETURN AVERAGE	4.3	13.4
FUMBLES-LOST	28-14	20-11
PENALTIES-Yards	55-543	62-529
Average Per Game	49.4	48.1
PUNTS-Yards	63-2,461	48-1,939
Average Per Punt	39.1	40.4
Net punt average	—	—
KICKOFFS-Yards	—	—
Average Per Kick	—	—
Net kick average	—	—
TIME OF POSSESSION/Game	—	—
3RD-DOWN Conversions	—	—
3rd-Down Pct	—	—
4TH-DOWN Conversions	—	—
4th-Down Pct	—	—
SACKS BY	11	—
TOUCHDOWNS SCORED	13	37
FIELD GOALS-ATTEMPTS	13-16	15-25
ON-SIDE KICKS	—	—
RED-ZONE SCORES	—	—
RED-ZONE TOUCHDOWNS	—	—
PAT-ATTEMPTS	(10-13) 77%	(34-37) 92%

RUSHING											
Player	G	Att	Gain	Loss	Net	Avg	TD	Lg	Avg/G		
J. Grantham	5	110	415	20	395	3.6	1	18	79.0		
M. Peacock	11	99	392	19	373	3.8	2	22	33.9		
S. Monk	9	64	195	29	166	2.6	0	18	18.4		
T. Smith	8	35	138	3	135	3.9	0	16	16.9		
S. Sime	9	23	95	0	95	4.1	0	17	10.6		
M. Atkinson	11	20	109	27	82	4.1	0	45	7.5		
E. Sanders	10	23	66	3	63	2.7	1	9	6.3		
C. Herring	11	1	11	0	11	11.0	0	11	1.0		
J. Tolish	8	1	10	0	10	10.0	0	10	1.3		
R. Sally	3	26	64	69	-5	-0.2	0	9	-1.7		
S. Slayden	9	61	130	208	-78	-8.7	1	17	-8.7		
D. Walston	11	23	32	135	-103	-4.5	1	12	-9.4		
TEAM	11	1	0	38	-38	—	0	—	-3.5		

PASSING											
Player	G	Effic	C-A-I	Pct	Yds	TD	Lg	Avg/G			
S. Slayden	9	—	113-202-9	.559	1,229	4	—	136.6			
D. Walston	11	—	45-78-7	.557	494	0	—	44.9			
R. Sally	3	—	25-45-3	.556	297	2	—	99.0			

RECEIVING											
Player	G	No.	Yds	Avg	TD	Lg	Avg/G				
C. Herring	11	37	627	16.9	0	67	57.0				
S. Russell	10	21	199	9.5	0	19	19.9				
J. Grantham	5	15	146	9.7	2	48	29.2				
R. Reed	11	14	182	13.0	0	30	16.5				
M. Peacock	11	14	88	6.3	0	14	8.0				
S. Sime	9	14	78	5.6	0	9	8.7				
G. Frederick	10	13	163	12.5	2	23	16.3				
J. White	8	10	177	17.7	0	49	22.1				
M. Atkinson	11	9	84	9.3	0	18	7.6				
T. Smith	8	9	33	3.7	0	11	4.1				
E. Sanders	10	7	81	11.6	0	26	8.1				
S. Monk	9	7	29	4.1	0	13	3.2				
D. Green	2	5	67	13.4	2	18	33.5				
J. Cooper	11	5	28	5.6	0	9	2.5				
D. Schreiber	2	3	38	12.7	0	18	19.0				

SCORING											
Player	TD	FG	Kick	Rush	Rcv	Pass	Dxp	Saf	Pts		
K. Harper	0	13-16	9-9	0-0	0	0-0	0	0	0	48	
J. Grantham	3	0-0	0-0	0-0	0	0-0	0	0	0	18	
G. Frederick	2	0-0	0-0	0-0	0	0-0	0	0	0	12	
D. Green	2	0-0	0-0	0-0	0	0-0	0	0	0	12	
M. Peacock	2	0-0	0-0	0-0	0	0-0	0	0	0	12	
E. Sanders	1	0-0	0-0	0-0	0	0-0	0	0	0	6	
D. Walston	1	0-0	0-0	0-0	0	0-0	0	0	0	6	
S. Monk	1	0-0	0-0	0-0	0	0-0	0	0	0	6	
S. Slayden	1	0-0	0-0	0-0	0	0-0	0	0	0	6	
C. Herring	0	0-0	0-0	1-1	0	0-0	0	0	0	2	
TEAM	0	0-0	0-3	0-0	0	0-0	0	0	0	0	

PUNTING											
Player	No.	Yds	Avg	Lg	TB	FC	I20	50+	Blk		
J. Tolish	44	1,722	39.2	55	—	—	—	—	0		
K. Harper	18	739	41.1	50	—	—	—	—	0		
TEAM	1	0	0.0	—	—	—	—	—	1		

KICKOFF RETURNS					
Player	No.	Yds	Avg	TD	Lg
M. Atkinson	26	579	22.3	0	53
C. Herring	12	205	17.2	0	34
S. Monk	9	55	18.3	0	20
E. Sanders	2	34	17.0	0	17

PUNT RETURNS					
Player	No.	Yds	Avg	TD	Lg
J. Branion	20	180	9.0	0	36
D. Green	1	18	18.0	0	18

INTERCEPTIONS					
Player	No.	Yds	Avg	TD	Lg
J. Hill	4	0	0.0	0	0
D. Terry	2	9	4.5	0	9
D. Brunson	2	0	0.0	0	0
B. Nixon	1	20	20.0	0	20
H. Wood	1	11	11.0	0	11
J. Branion	1	7	7.0	0	7
N. Buoniconti	1	4	4.0	0	4

FIELD GOALS											
Player	FGM-A	Pct	1-19	20-29	30-39	40-49	50+	Lg	Blk		
K. Harper	13-16	.813	0-0	4-4	5-7	4-4	0-1	49	—		

TOTAL OFFENSE LEADERS						
Player	G	Plays	Rush	Pass	Total	Avg/G
S. Slayden	9	—	-78	1,229	1,151	127.9
J. Grantham	5	—	395	0	395	79.0
D. Walston	11	—	-103	494	391	35.5

ALL PURPOSE YARDAGE LEADERS									
Player	G	Rush	Rec	PR	KOR	IR	Total	Avg/G	
C. Herring	11	0	627	0	205	0	832	75.6	
M. Atkinson	11	82	84	0	579	0	745	67.7	
J. Grantham	5	395	146	0	0	0	541	108.2	

TACKLE LEADERS											
Player	G	UA	A	Tot	TFL/Yds	Sacks/Yds	PBU				
M. Junkin	11	49	56	105	6.0	3.0	2				
N. Buoniconti	11	36	62	98	0.0	0.0	1				
J. Hill	10	41	32	73	2.0	0.0	3				
D. Adams	11	35	36	71	3.0	0.0	0				
H. Ward	11	29	38	67	5.0	1.0	3				
R. Andrews	11	32	35	67	6.0	4.0	0				
J. Branion	11	33	14	47	4.0	0.0	10				
G. Blackwell	8	18	27	45	2.0	2.0	0				
H. Woods	11	24	13	37	6.0	0.0	1				
D. Brunson	11	17	17	34	4.0	0.0	1				
B. Lucas	11	19	14	33	2.0	0.0	0				
P. Stubbs	11	15	16	31	2.0	0.0	0				
J. El-Nasry	8	11	19	30	2.0	0.0	0				
A. Andreasik	11	17	12	29	0.0	0.0	0				
C. Owens	11	13	14	27	0.0	1.0	0				
A. Scales	7	18	5	23	0.0	0.0	5				
D. Terry	11	13	9	22	1.0	0.0	1				
B. Calamari	11	9	6	15	0.0	0.0	1				
B. Nixon	11	7	8	15	2.0	0.0	1				
S. Wilkinson	10	9	5	14	0.0	0.0	0				
M. Moseley	11	3	8	11	0.0	0.0	1				
J. Foxworthy	9	5	5	10	0.0	0.0	0				
R. Alderman	8	4	5	9	0.0	0.0	0				
M. Youmans	2	1	4	5	0.0	0.0	0				
K. Harper	11	3	0	3	0.0	0.0	0				</

1985

Overall Record: 4-7 ACC: 2-5 (16th)

Head Coach: Steve Sloan  
Assistant Coaches: Tommy Bowden (OC), Richard Bell (asst. HC/DC), Rodney Allison (OB), Rod Broadway (DL), Jim Collins (ILB), Richard Como (OL/TE), Tommy Limbaugh (RC), Bob Sanders (OLB), Mark Thomas (OL)  
Starting Lineup: OFFENSE: QB Steve Slayden, RB Stanley Monk, WR Chuck Herring, WR Doug Green, FB Tracy Smith, TE Rick Reed, ST Roy Brabson, SG Mark Higginbotham, C Paul Constantino, OG Ted Million, QT Justin Beckett; DEFENSE: DE Dave Demore, DT Reggie Andrews, DT David Adams, DE Harry Ward, LB Pete Stubbs, LB Mike Junkin, LB Nick Buoniconti, ROV Howard Woods, CB Allen Scales, CB Mark Moseley, S Fonda Williams; SPECIAL TEAMS: K Ken Harper, P Anthony Dilweg  
Captains: Pete Stubbs, Nick Buoniconti, Mike Higginbotham & Harry Ward | Team MVP: Harry Ward  
All-ACC: Mike Junkin<sup>1</sup>  
All-America: Mike Junkin<sup>HM</sup>

S 7	Northwestern	H	W	40-17	23,500	Monk 8-86 rushing & 2 TDs; Slayden 21-28, 229 yards & 2 TDs; Total offense: Duke 402, NW 277; Halftime: Duke, 24-14; Junkin 12 tackles
S 14	West Virginia	A	L	18-20	61,191	WVA QB Talley 2 total TDs (1 rush); Slayden failed PAT rush after Smith 2-yard TD rush (:29; 4th); Duke failed onside kick (:29; 4th); Smith 2 TDs
S 21	Ohio	H	W	34-13	18,150	Grantham 20-75 rushing & 3 TDs; Duke scores final 27 points to erase 13-7 halftime deficit; Muschamp 11-18, 134 yards off bench
O 5	Virginia	A	L	14-37	41,500	UVA RB Morgan 18-128 rushing; Halftime: UVA, 24-7; Slayden 18-33, 208 yards & 1 TD; Junkin 19 tackles; Total offense: Duke 284, UVA 450
O 12	South Carolina	A	L	7-28	71,150	SCAR WR Sharpe 100-yard KOR for TD; Total offense: Duke 206, SCAR 330; SCAR defense 6.0 sacks & 3 INTs; Andrews 3.0 TFL
O 19	Clemson	H	L	9-21	31,700	CLEM RB Flowers 16-121 rushing & 2 TDs; Slayden 24-33, 218 yards; Duke 4 TOs; Stubbs & Ward 10 tackles; Total offense: Duke 343, CLEM 374
O 26	Maryland	A	L	10-40	46,175	MD QB Gelbaugh 18-32, 314 yards & 3 TDs; MD scores final 30 points to erase 18-12 3rd quarter deficit; MD 501 <sup>1</sup> yards; Smith 15-67 rushing
N 2	Georgia Tech	H	L	0-9	14,400	Total offense: Duke 358, GT 244; Junkin 18 tackles; Duke 2 TOs & 2 missed FGAs; Green 6-113 receiving; Grantham 18-74 rushing
N 9	Wake Forest	A	L	7-27	19,800	WF QB Elkins 13-21, 119 yards & 3 TDs; Duke 5 TOs; Slayden 232 total yards; Total offense: Duke 297, WF 391; Stubbs 18 tackles & 1.0 TFL
N 16	N.C. State	H	W	31-19	16,200	Green 71-yard TD pass from Slayden on 1st snap from scrimmage (14:43; 1st); Halftime: Duke, 24-3; Monk 21-104 rushing; Williams 4 PBUs
N 23	North Carolina	A	W	23-21	48,500	Green GW 5-yard TD pass from Slayden (1:10; 4th); Junkin INT ends UNC final drive (4th); Duke final 20 points to erase 21-3 deficit

	1st	2nd	3rd	4th	Total
Duke	30	64	51	48	193
Opponents	52	91	61	48	252

TEAM STATISTICS	Duke	Opponents
SCORING	193	252
Points Per Game	17.5	22.9
FIRST DOWNS	225	208
Rushing	102	101
Passing	104	97
Penalty	19	10
RUSHING YARDAGE	1,459	1,820
Yards gained rushing	1,852	2,119
Yards lost rushing	393	299
Rushing Attempts	477	476
Average Per Rush	3.1	3.8
Average Per Game	132.6	165.5
TDs Rushing	16	12
PASSING YARDAGE	2,232	2,020
Comp-Att-Int	198-338-18	159-292-13
Average Per Pass	6.6	6.9
Average Per Catch	11.2	12.7
Average Per Game	202.9	183.6
TDs Passing	10	17
TOTAL OFFENSE	3,691	3,840
Total Plays	815	768
Average Per Play	4.5	5.0
Average Per Game	335.5	349.1
KICK RETURNS: #-Yards	40-801	30-784
PUNT RETURNS: #-Yards	15-155	24-158
INT RETURNS: #-Yards	13-95	19-196
KICK RETURN AVERAGE	20.0	26.1
PUNT RETURN AVERAGE	10.3	6.6
INT RETURN AVERAGE	7.3	10.3
FUMBLES-LOST	21-11	16-9
PENALTIES-Yards	57-529	72-661
Average Per Game	48.1	60.1
PUNTS-Yards	55-2,178	52-1,999
Average Per Punt	39.6	38.4
Net punt average	—	—
KICKOFFS-Yards	—	—
Average Per Kick	—	—
Net kick average	—	—
TIME OF POSSESSION/Game	—	—
3RD-DOWN Conversions	—	—
3rd-Down Pct	—	—
4TH-DOWN Conversions	—	—
4th-Down Pct	—	—
SACKS BY-Yards	27.0-195	—
TOUCHDOWNS SCORED	26	30
FIELD GOALS-ATTEMPTS	6-16	14-18
ON-SIDE KICKS	—	—
RED-ZONE SCORES	—	—
RED-ZONE TOUCHDOWNS	—	—
PAT-ATTEMPTS	(19-26) 73%	(28-30) 93%

RUSHING										
Player	G	Att	Gain	Loss	Net	Avg	TD	Lg	Avg/G	
T. Smith	11	122	484	29	455	3.7	5	45	41.4	
S. Monk	11	102	451	20	431	4.2	3	53	39.2	
J. Grantham	8	90	344	43	301	3.3	3	19	37.6	
E. Sanders	10	29	108	2	106	3.7	2	21	10.6	
S. Slayden	10	99	327	245	82	0.8	2	19	8.2	
W. Charles	6	12	54	9	45	3.8	0	14	7.5	
C. Herring	9	2	25	0	25	12.5	0	23	2.8	
M. Peacock	11	4	11	0	11	2.8	0	5	1.0	
G. Flanagan	11	1	9	0	9	9.0	0	9	0.8	
J. Howell	11	1	9	0	9	9.0	0	9	0.8	
M. Muschamp	11	8	22	16	6	0.8	1	9	0.5	
D. Green	11	1	0	1	-1	-0.1	0	—	-0.1	
A. Dilweg	11	6	8	28	-20	-1.8	0	7	-1.8	

PASSING										
Player	G	Effic	C-A-I	Pct	Yds	TD	Lg	Avg/G		
S. Slayden	11	—	173-294-13	.588	1,937	10	—	176.1		
A. Dilweg	11	—	14-25-2	.560	161	0	—	14.6		
M. Muschamp	11	—	11-18-2	.611	134	0	—	12.8		
S. Monk	11	—	0-1-1	.000	0	0	—	0.0		

RECEIVING										
Player	G	No.	Yds	Avg	TD	Lg	Avg/G			
D. Green	11	51	804	15.8	8	71	73.1			
J. Cooper	11	24	285	11.9	2	24	25.9			
T. Smith	11	24	179	7.5	0	18	16.3			
S. Monk	11	23	179	7.8	0	17	16.3			
R. Reed	10	20	232	11.6	0	22	23.2			
E. Sanders	10	14	79	5.6	0	12	7.9			
C. Herring	9	13	208	16.0	0	31	23.1			
G. Flanagan	11	13	162	12.5	0	32	14.7			
J. Grantham	8	12	81	6.8	0	13	10.1			
G. Downs	5	1	16	16.0	0	16	3.2			
M. Peacock	11	1	8	8.0	0	8	0.7			
W. Charles	6	1	4	4.0	0	4	0.7			
J. Howell	11	1	-5	-5.0	0	-5	-0.5			

SCORING												
Player	TD	FG	Kick	Rush	Rcv	Pass	Dxp	Saf	Pts			
D. Green	8	0-0	0-0	0-0	0	0-0	0	0	48			
K. Harper	0	6-16	19-23	0-0	0	0-0	0	0	37			
T. Smith	5	0-0	0-0	0-0	0	0-0	0	0	30			
J. Grantham	3	0-0	0-0	0-0	0	0-0	0	0	18			
S. Monk	3	0-0	0-0	0-0	0	0-0	0	0	18			
J. Cooper	2	0-0	0-0	0-0	0	0-0	0	0	12			
E. Sanders	2	0-0	0-0	0-0	0	0-0	0	0	12			
S. Slayden	2	0-0	0-0	0-3	0	0-0	0	0	12			
M. Muschamp	1	0-0	0-0	0-0	0	0-0	0	0	6			

PUNTING												
Player	No.	Yds	Avg	Lg	TB	FC	i20	50+	Bk			
A. Dilweg	54	2,178	40.3	56	—	—	—	—	0			
TEAM	1	0	0.0	—	—	—	—	—	1			

KICKOFF RETURNS					
Player	No.	Yds	Avg	TD	Lg
S. Monk	22	455	20.7	0	52
M. Diminick	11	210	19.1	0	40
W. Charles	6	125	20.8	0	25
G. Edwards	1	11	11.0	0	11

PUNT RETURNS					
Player	No.	Yds	Avg	TD	Lg
D. Green	15	155	10.3	0	49

INTERCEPTIONS					
Player	No.	Yds	Avg	TD	Lg
M. Moseley	2	44	22.0	0	28
B. Calamari	2	3	1.5	0	3
A. Scales	2	0	0.0	0	—
C. Owens	1	25	25.0	0	25
J. Godfrey	1	11	11.0	0	11
D. Terry	1	5	5.0	0	5
M. Junkin	1	4	4.0	0	4
H. Woods	1	3	3.0	0	3
T. Laster	1	0	0.0	0	—
F. Williams	1	0	0.0	0	—

FIELD GOALS										
Player	FGM-A	Pct	1-19	20-29	30-39	40-49	50+	Lg	Bk	
K. Harper	6-16	.375	—	—	—	—	—	—	—	

TOTAL OFFENSE LEADERS					
Player	G	Rush	Pass	Total	Avg/G
S. Slayden	10	82	1,937	2,019	201.9
T. Smith	11	455	0	455	41.4
S. Monk	11	431	0	431	39.2

ALL PURPOSE YARDAGE LEADERS										
Player	G	Rush	Rec	PR	KOR	IR	Total	Avg/G		
S. Monk	11	431	179	0	455	0	1,065	96.8		
D. Green	11	-1	804	155	0	0	959	87.2		
T. Smith	11	455	179	0	0	0	634	57.6		

TACKLE LEADERS										
Player	G	UA	A	Tot	TFL/Yds	Sacks/Yds	PBU			
M. Junkin	—	105	57	162	12.0-42	1.0-11	3			
P. Stubbs	—	73	44	117	6.0-32	2.0-21	3			
H. Ward	—	38	59	97	3.0-10	1.0-5	0			
D. Adams	—	49	42	91	4.0-13	1.0-7	1			
D. Demore	—	40	43	83	5.0-25	3.0-20	0			
A. Andreasik	—	36	44	80	7.0-36	3.0-28	3			
R. Andrews	—	39	34	73	21.5-98	10.5-76	1			
C. Owens	—	23	31	54	3.0-13	1.0-5	0			
A. Scales	—	32	20	52	2.0-5	0.0-0	6			
F. Williams	—	31	21	52	0.0-0	0.0-0	11			
N. Buoniconti	—	20	25	45	3.0-7	1.0-1	0			
M. Moseley	—	24	10	34	1.0-7	0.0-3	3			
H. Woods	—	27	12	29	0.0-0	0.0-0	1			
J. Godfrey	—	26	13	29	1.0-8	1.0-8	0			
D. Terry	—	17	11	28	0.0-0	0.0-0	2			
B. Calamari	—	14	10	24	0.0-0	0.0-0	2			
B. Lucas	—	15	9	24	1.0-3	0.0-0	0			
T. Laster	—	7	6	13	0.0-0	0.0-0	1			
M. Youmans	—	7	5	12	2.0-9	2.0-9	0			
K. McNulty	—	3	8	11	0.0-0	0.0-0	0			
R. Curran	—	8	2	10	0.0-0	0.0-0	0			
J. Patten	—	7	1	8	0.0-0	0.0-0	0			
G. Edwards	—	2	5	7	0.0-0	0.0-0	0			

CAUSED FUMBLES										
P. Stubbs	4	M. Junkin	1	D. Adams	1	N. Buoniconti	1	B. Lucas	1	M. Moseley
1										

FUMBLE RECOVERIES										
F. Williams	3	A. Andreasik	1	G. Edwards	1	M. Junkin	1	P. Stubbs	1	H. Ward
1										



1986

Overall Record: 4-7 ACC: 2-5 (6th)

Head Coach: Steve Sloan  
Assistant Coaches: Richard Bell (Asst. HC/DC/DB), Tommy Bowden (OC/WR) Rodney Allison (OB), Rod Broadway (DL), Jim Collins (ILB), Tommy Limbaugh (RC), Jeff Long (TE), Bob Sanders (OLB), Mark Thomas (OL)  
Starting Lineup: OFFENSE: QB Steve Slayden, RB Julius Grantham, RB Tracy Smith, WR Doug Green, WR Greg Downs, TE Jason Cooper, OT Chris Port, OG Paul Burke, C Paul Constantino, OG Steve Ryan, OT Ted McNairy; DEFENSE: DE John El-Masry, DT Craig Owens, DT Marc Crayton, DE Dave Demore, LB Andy Andreasik, LB Mike Junkin, LB Jim Godfrey, ROV Bob Calamari, DB Mike Diminick, DB Dewaye Terry, DB Fonda Williams; SPECIAL TEAMS: K Doug Peterson, P Anthony Dilweg  
Captains: Paul Constantino & Mike Junkin | Team MVP: Mike Junkin  
All-ACC: Mike Junkin¹  
All-America: Mike Junkin² | Academic All-America: Mike Diminick¹  
Miscellaneous Awards: —

S 6	Northwestern	A	W	17-6	21,514	Grantham 22-79 rushing; Total offense: Duke 272, NW 342; TOs: Duke 3, NW 4; Junkin 25 tackles; NW zero points over final 3 quarters
S 13	Georgia (-/19)	A	L	7-31	80,420	UGA RB Tate 11-74 rushing & 1 TD; Halftime: UGA, 3-0; Rushing yards: Duke 15, UGA 269; TOs: Duke 3, UGA 4; Slayden 17-34, 159 yards
S 20	Ohio	H	W	22-7	28,500	Slayden 18-22, 213 yards & 2 TDs; Grantham 15-82 rushing; Total offense: Duke 395, OHIO 260; Halftime: Duke, 15-0; Junkin 11 tackles & 1 INT
S 27	Virginia	H	W	20-13	20,500	Slayden 15-23, 220 yards & 3 TDs; UVA 5 drives in 2nd half: 2 punts, 1 FG, 1 TO on downs & end of game; Duke 18:30 TOP in 2nd half
O 4	Vanderbilt	A	L	18-24	38,874	VANDY RB Woods 13-112 rushing; Duke final drive ends with Slayden INT in EZ (:02; 4th); Total offense: Duke 435, VANDY 344; Peterson 4 FGs
O 18	Clemson (-/17)	A	L	3-35	81,500	CLEM RB Flagler 20-102 rushing; Rushing yards: Duke 16, CLEM 235; CLEM defense 15.0 TFL & 6.0 sacks; Slayden 199 pass yards; Junkin 16 tackles
O 25	Maryland	H	L	19-27	18,600	Halftime: MD, 20-3; Peterson PATA wide right after Duke pulls within 20-19 (9:42; 4th); Duke final drive ends with Slayden INT (1:40; 4th)
N 1	Georgia Tech	A	L	6-34	37,102	GT QB Gast 3 TD passes; Duke 137 total net yards, 10 penalties & 6 TOs; Rushing yards: Duke 68, GT 245; Grantham 14-77 rushing
N 8	Wake Forest	H	W	38-36	36,200	Peterson GW 32-yard FG (:07; 4th); WF RB McGill 21-yard TD rush & K Hoyle PAT for 36-35 lead (3:51; 4th); Duke 273 rushing yards
N 15	N.C. State	A	L	15-29	41,800	NCS QB Kramer 214 passing yards; Duke 6 lost fumbles; Total offense: Duke 247, NCS 267; Junkin 12 tackles & 2.0 TFL; Monk 3-42 rushing
N 22	North Carolina	H	L	35-42	33,500	UNC WR Lewis GW 51-yard TD pass from Maye (2:42; 4th); UNC 605 total yards & 3 TDs of 50+ yards; Slayden 235 pass yards & 3 TDs

	1st	2nd	3rd	4th	Total
Duke	42	68	36	54	200
Opponents	67	72	57	88	284

TEAM STATISTICS	Duke	Opponents
SCORING	200	284
Points Per Game	18.2	25.8
FIRST DOWNS	210	217
Rushing	108	97
Passing	85	104
Penalty	17	16
RUSHING YARDAGE	1,554	1,963
Yards gained rushing	1,832	2,187
Yards lost rushing	278	224
Rushing Attempts	442	488
Average Per Rush	3.5	4.0
Average Per Game	141.3	178.5
TDs Rushing	10	16
PASSING YARDAGE	1,979	2,220
Comp-Att-Int	189-325-15	170-290-6
Average Per Pass	6.1	7.7
Average Per Catch	10.6	13.1
Average Per Game	179.9	201.8
TDs Passing	14	14
TOTAL OFFENSE	3,533	4,183
Total Plays	767	778
Average Per Play	4.6	5.4
Average Per Game	321.2	380.3
KICK RETURNS: #-Yards	51-777	40-750
PUNT RETURNS: #-Yards	19-135	30-209
INT RETURNS: #-Yards	8-55	16-164
KICK RETURN AVERAGE	15.2	18.8
PUNT RETURN AVERAGE	7.1	7.0
INT RETURN AVERAGE	6.9	10.3
FUMBLES-LOST	33-16	29-22
PENALTIES-Yards	68-598	77-656
Average Per Game	54.4	59.6
PUNTS-Yards	57-2,257	45-1,664
Average Per Punt	39.6	37.0
Net punt average	—	—
KICKOFFS-Yards	—	—
Average Per Kick	—	—
Net kick average	—	—
TIME OF POSSESSION/Game	—	—
3RD-DOWN Conversions	—	—
3rd-Down Pct	—	—
4TH-DOWN Conversions	—	—
4th-Down Pct	—	—
SACKS BY	13	—
TOUCHDOWNS SCORED	25	34
FIELD GOALS-ATTEMPTS	10-13	15-19
ON-SIDE KICKS	—	—
RED-ZONE SCORES	—	—
RED-ZONE TOUCHDOWNS	—	—
PAT-ATTEMPTS	(14-19) 74%	(31-32) 97%

RUSHING										
Player	G	Att	Gain	Loss	Net	Avg	TD	Lg	Avg/G	
J. Grantham	11	158	719	42	677	4.4	1	43	61.5	
T. Smith	10	92	343	15	328	3.6	6	24	32.8	
S. Monk	11	26	175	10	165	6.3	0	29	15.0	
T. Edwards	5	26	172	7	165	6.3	1	64	33.0	
W. Charles	7	23	114	3	111	4.8	0	32	15.9	
S. Slayden	11	83	237	160	77	0.9	2	29	7.0	
E. Sanders	10	21	55	4	51	2.4	0	5	5.1	
M. Peacock	11	5	6	0	6	1.2	0	5	0.5	
C. Hines	11	1	0	5	-5	-5.0	0	—	-0.5	
A. Dilweg	11	7	11	32	-21	-1.9	0	6	-1.9	
PASSING										
Player	G	Effic	C-A-I	Pct	Yds	TD	Lg	Avg/G		
S. Slayden	11	—	183-313-15	.585	1,914	14	—	174.0		
A. Dilweg	11	—	6-12-0	.500	65	0	—	5.9		
RECEIVING										
Player	G	No.	Yds	Avg	TD	Lg	Avg/G			
D. Green	11	46	608	13.2	6	54	55.3			
J. Cooper	11	39	438	11.2	1	30	39.8			
J. Grantham	11	30	218	7.3	1	35	19.8			
E. Sanders	10	13	74	5.7	0	13	7.4			
S. Monk	11	12	126	10.5	2	29	11.5			
G. Flanagan	7	11	176	16.0	3	29	24.1			
G. Downs	11	8	151	18.9	0	25	13.7			
T. Smith	10	7	45	6.4	0	15	4.5			
W. Charles	7	6	51	8.5	1	23	7.3			
T. Edwards	5	6	38	6.3	0	10	7.6			
M. Peacock	11	5	25	5.0	0	14	2.3			
C. Hines	11	3	9	3.0	0	5	0.8			
D. Colonna	7	1	12	12.0	0	12	1.7			
R. Boone	4	1	4	4.0	0	4	1.0			
C. White	3	1	4	4.0	0	4	1.3			
SCORING										
Player	TD	FG	Kick	Rush	Rcv	Pass	Dxp	Saf	Pts	
D. Peterson	0	10-13	14-18	0-0	0	0-0	0	0	44	
T. Smith	6	0-0	0-0	2-2	0	0-0	0	0	40	
D. Green	6	0-0	0-0	0-0	0	0-0	0	0	36	
G. Flanagan	3	0-0	0-0	0-0	0	0-0	0	0	18	
J. Grantham	2	0-0	0-0	0-0	0	0-0	0	0	12	
S. Monk	2	0-0	0-0	0-0	0	0-0	0	0	12	
S. Slayden	2	0-0	0-0	0-2	0	0-0	0	0	12	
W. Charles	1	0-0	0-0	0-0	0	0-0	0	0	6	
J. Cooper	1	0-0	0-0	0-0	0	0-0	0	0	6	
R. Dickerson	1	0-0	0-0	0-0	0	0-0	0	0	6	
T. Edwards	1	0-0	0-0	0-0	0	0-0	0	0	6	
P. Burke	0	0-0	0-0	0-0	0	0-0	1	0	2	
PUNTING										
Player	No.	Yds	Avg	Lg	TB	FC	i20	50+	Bk	
A. Dilweg	56	2,253	40.2	59	—	—	—	—	—	
TEAM	1	4	4.0	4	—	—	—	—	—	
KICKOFF RETURNS										
Player	No.	Yds	Avg	TD	Lg					
S. Monk	14	258	18.4	0	33					
G. Downs	9	92	10.2	0	17					
T. Edwards	8	124	15.5	0	35					
R. Boone	5	84	16.8	0	26					
M. Diminick	5	72	14.4	0	22					
D. Terry	3	53	17.7	0	20					
M. Peacock	2	32	16.0	0	17					
R. Sally	2	23	11.5	0	12					

E. Sanders	1	22	22.0	0	22
W. Charles	1	15	15.0	0	15
T. Laster	1	2	2.0	0	2

PUNT RETURNS					
Player	No.	Yds	Avg	TD	Lg
M. Diminick	13	59	4.5	0	19
D. Green	5	48	9.6	0	23
R. Dickerson	1	28	28.0	1	28

INTERCEPTIONS					
Player	No.	Yds	Avg	TD	Lg
M. Junkin	3	2	0.7	0	2
M. Diminick	1	28	28.0	0	28
B. Lucas	1	24	24.0	0	24
D. Terry	1	1	1.0	0	1
B. Calamari	1	0	0.0	0	—
J. El-Masry	1	0	0.0	0	—

FIELD GOALS										
Player	FGM-A	Pct	1-19	20-29	30-39	40-49	50+	Lg	Bk	
D. Peterson	10-13	.769	1-1	4-4	4-4	1-3	0-1	—	—	

TOTAL OFFENSE LEADERS						
Player	G	Plays	Rush	Pass	Total	Avg/G
S. Slayden	11	—	77	1,914	1,991	181.0
J. Grantham	11	—	677	0	677	61.5
T. Smith	10	—	328	0	328	32.8

ALL PURPOSE YARDAGE LEADERS										
Player	G	Rush	Rec	PR	KOR	IR	Total	Avg/G		
J. Grantham	11	677	218	0	0	0	895	81.4		
D. Green	11	0	608	48	0	0	656	59.6		
J. Cooper	11	0	438	0	0	0	438	39.8		

TACKLE LEADERS										
Player	G	UA	A	Tot	TFL/Yds	Sacks/Yds	PBU			
M. Junkin	11	110	78	188	13.0	2.0	2			
M. Diminick	11	70	33	103	1.0	0.0	7			
J. Godfrey	11	42	58	100	4.0	2.0	0			
D. Demore	9	38	43	81	5.0	1.0	1			
A. Andreasik	11	33	45	78	4.0	0.0	2			
M. Crayton	11	36	29	65	3.0	1.0	1			
J. El-Masry	11	25	33	58	4.0	1.0	2			
F. Williams	11	45	12	57	0.0	0.0	7			
B. Bernard	10	35	22	57	1.0	2.0	1			
D. Terry	11	38	11	49	0.0	0.0	7			
J. Patten	11	19	27	46	0.0	2.0	0			
G. Edwards	11	24	22	46	0.0	0.0	0			
C. Owens	7	26	17	43	0.0	0.0	0			
M. Youmans	11	23	20	43	1.0	2.0	2			
B. Lucas	11	18	17	35	1.0	0.0	1			
R. Sally	11	23	9	32	0.0	0.0	1			
B. Calamari	10	20	8	28	0.0	0.0	1			
J. Bowker	10	20	7	27	1.0	0.0	1			
R. Dickerson	11	22	0	22	0.0	0.0	0			
A. Allen	11	9	7	16	0.0	0.0	1			
J. Worthington	11	7	7	14	0.0	0.0	0			

CAUSED FUMBLES  
J. El-Masry 4, M. Junkin 2, G. Edwards 2, J. Godfrey 2, D. Demore 2, M. Crayton 1, A. Andreasik 1, J. Bowker 1

FUMBLE RECOVERIES  
D. Demore 5, M. Diminick 3, J. El-Masry 3, B. Calamari 2, J. McDonald 2, M. Crayton 2, F. Williams 2, M. Junkin 1, J. Bowker 1, R. Dickerson 1

Overall Record: 5-6   ACC: 2-5 (7th)

**Academic All-America: Mike Diminick<sup>1</sup>**

S 5	Colgate	H	W	41-6	18,300	1st game for HC Steve Spurrier; Slayden 15-30, 239 yards & 2 TDs; Dilweg 2 TD passes; COL 6 TOs; Total offense: Duke 487, COL 319
S 12	Northwestern	H	W	31-16	19,600	Boone 19-112 rushing & 5-92 receiving; Duke 24 straight points to erase 10-7 deficit; Total offense: Duke 440, NW 380; Slayden 269 pass yards
S 19	Vanderbilt	H	W	35-31	23,100	Monk GW 2-year TD rush (3:45; 4th); Terry INT ends VANDY final drive (:00; 4th); Slayden 19-29, 297 yards & 4 TDs; VANDY QB Jones 3 TD passes
S 26	Virginia	A	L	17-42	35,500	UVA QB Secules 4 total TDs (2 pass); Total offense: Duke 391, UVA 488; UVA RB Morgan 18-127 rushing; Slayden 26-44, 236 yards
O 3	Rutgers	A	L	0-7	13,247	RUT RB Henderson GW 2-year TD rush (5:41; 4th); Duke 4 drives inside RUT 30; 2 INTs, missed FGA & TO on downs; Monk 25-130 rushing
O 17	Clemson (/7)	A	L	10-17	72,000	CLEM RB Johnson 13-93 rushing & 1 TD; Dilweg 23-50, 305 yards; Hines 6-110 receiving; Total offense: Duke 328, CLEM 315; 31 total penalties
O 24	Maryland	A	L	22-23	37,400	MD WR Joines GW PAT pass from QB O'Donnell after WR Edmunds 9-yard TD pass from O'Donnell (1:55; 4th); MD scored final 16 points
O 31	Georgia Tech	H	W	48-14	30,800	Slayden 31-50, 396 yards & 6 TDs (ACC single-game record for TD passes); Hines 3 TD receptions; Boone 12-169 receiving; GT 501 yards & 5 TOs
N 7	Wake Forest	A	L	27-30	23,500	WF RB Young TW 135 rushing & 1 TD; Duke TO on downs at WF 9 (1:17; 4th); Total offense: Duke 423, WF 366; Godfrey 10 tackles
N 14	N.C. State	H	L	45-47	24,700	NCS K Carter GW 32-yard FG (:29; 4th); Peterson 55-yard FGA short (:00; 4th); Passing yards: Duke 458, NCS 468; Hines 11-192 receiving
N 21	North Carolina	A	W	25-10	46,000	Hines 5-122 receiving & 2 TDs; Hines sets ACC single-season receiving yards record; Duke defense 7.0 QB sacks; Boone 21-118 rushing

KICKOFF RETURNS					
Player	No.	Yds	Avg	TD	Lg
R. Jones	20	395	19.8	0	36
S. Monk	10	224	22.4	0	39
W. Charles	6	78	13.2	0	17
R. Boone	5	86	17.2	0	24

**FUMBLE RECOVERIES**  
J. Howell 4, R. Sally 2, F. Williams 1, D. Terry 1, A. Andreasik 1, D. Demore 1,  
J. Patten 1, J. Godfrey 1, J. Intihar 1, A. Allen 1

1988

Overall Record: 7-3-1 ACC: 3-3-1 (6th)

Head Coach: Steve Spurrier

Assistant Coaches: Rick Johnson (DC/DB), Rod Broadway (DT), Marvin Brown (WR), Jim Collins (LB), Carl Franks (RB), Rich McGeorge (OL), Bob Sanders (DE), Barry Wilson (TE/RC)

Starting Lineup: OFFENSE: QB Anthony Dilweg, RB Roger Boone, WR Clarkston Hines, WR Walter Jones, FB John Rymiszewski, TE Dave Colonna, LT Chris Port, LG Ted McNairy, C Carey Metts, RG Brett Tulacro, RT Chip Nitowski; DEFENSE: DE John McDonald, DT Dough Kley, DT Anthony Allen, DE Jeff Patten, OLB Randy Sally, ILB John Howell, MLB Jim Worthington, CB Wyatt Smith, FS Erwin Sampson, SS Mike Diminick, CB Quinton McCracken; SPECIAL TEAMS: K Doug Peterson, P Anthony Dilweg, LS Stuart Albright

Captains: Wayne Charles, Anthony Dilweg & Jeff Patten | Team MVP: Anthony Dilweg

All-ACC: Dave Colonna<sup>1</sup>, Anthony Dilweg<sup>1</sup>, Clarkston Hines<sup>1</sup>, Chris Port<sup>1</sup>, Roger Boone<sup>2</sup>, Ted McNairy<sup>2</sup>, Doug Peterson<sup>2</sup>

All-America: Clarkston Hines<sup>1</sup> | Academic All-America: Mike Diminick<sup>1</sup>

Miscellaneous Awards: ACC Coach of the Year (Steve Spurrier), ACC Player of the Year (Anthony Dilweg), National Football Foundation Scholar-Athlete Award (Mike Diminick), ACC Jim Tatum Award (Mike Diminick)

S 3	Northwestern	A	W	31-21	24,713	Dilweg 29-40, 353 yards & 2 TDs; Hines 9-131 receiving & 1 TD; Duke first 28 points; Total offense: Duke 535, NW 266
S 10	Tennessee	A	W	31-26	93,144	Hines 8-145 receiving & 3 TDs; Duke led 31-7 after 3 quarters; TENN RB Cobb 28-182 rushing; Duke recovered TENN onside kick (1:03; 4th)
S 17	The Citadel	H	W	41-17	12,400	Dilweg 19-31, 419 yards & 3 TDs; Boone 20-109 rushing; CIT FB Johnson 20-134 rushing; Duke 607 total yards; Sampson 17 tackles
S 24	Virginia	H	W	38-34	20,200	Dilweg 24-47, 391 yards & 3 TDs; Boone 26-86 rushing & 2 TDs; Hines 7-103 receiving; Halftime: Duke, 31-7; Duke 11-19 3rd down
O 1	Vanderbilt	A	W	17-15	39,372	Peterson GW 44-yard FG (3:47; 4th); VANDY K Clark 32-yard FGA wide right (:10; 4th); Dilweg 359 pass yards; VANDY WR Mitchell 6-138 receiving
O 15	Clemson (/11)	A	L	17-49	83,500	CLEM RB Allen 17-134 rushing; Duke 5 TOs & 11 penalties; CLEM 388 rushing yards; McCracken 96-yard KOR for TD; Howell 16 tackles
O 22	Maryland	H	L	24-34	23,800	MD RB Johnson 17-105 rushing; MD 20 straight points to erase 16-14 halftime deficit; Duke 4 TOs; Dilweg 379 passing yards
O 29	Georgia Tech	A	W	31-21	40,393	Peterson GW 37-yard FG (9:12; 4th); Duke 95-yard drive for R. Jones 1-yard TD rush & 34-24 lead (1:47; 4th); R. Jones 93-yard KOR for TD
N 5	Wake Forest	H	L	16-35	35,500	WF RB Young 20-98 rushing & 2 TDs; Dilweg 475 passing yards; Duke 5 TOs & 16 penalties (131 yards); WF 270 rushing yards & 1 TO
N 12	N.C. State	A	T	43-43	52,000	NCS K Hartman 37-yard FG (:00; 4th); Hines 8-yard TD pass from Dilweg & Peterson PAT for 43-40 lead (:57; 4th); Boone 3 TDs
N 19	North Carolina	H	W	35-29	28,600	Boone GW 6-yard TD rush (:23; 4th); Boone 23-157 rushing + 11-138 receiving; Dilweg 3 TD passes; Diminick 15 tackles, 2.0 TFL & 1 INT

	1st	2nd	3rd	4th	Total
Duke	86	135	41	62	324
Opponents	56	85	82	101	324

TEAM STATISTICS	Duke	Opponents
SCORING	324	324
Points Per Game	29.5	29.5
FIRST DOWNS	278	216
Rushing	92	118
Passing	170	88
Penalty	16	10
RUSHING YARDAGE	1,243	2,416
Yards gained rushing	1,528	2,661
Yards lost rushing	285	245
Rushing Attempts	382	513
Average Per Rush	3.3	4.7
Average Per Game	113.0	219.6
TDs Rushing	15	29
PASSING YARDAGE	3,868	2,010
Comp-Att-Int	292-496-20	128-254-11
Average Per Pass	7.8	7.9
Average Per Catch	13.2	15.7
Average Per Game	351.6	182.7
TDs Passing	24	15
TOTAL OFFENSE	5,107	4,426
Total Plays	867	767
Average Per Play	5.9	5.8
Average Per Game	464.3	402.4
KICK RETURNS: #-Yards	47-995	55-1,191
PUNT RETURNS: #-Yards	35-177	19-177
INT RETURNS: #-Yards	11-100	20-132
KICK RETURN AVERAGE	21.2	21.7
PUNT RETURN AVERAGE	5.1	9.3
INT RETURN AVERAGE	9.1	6.6
FUMBLES-LOST	31-15	22-8
PENALTIES-Yards	88-684	72-655
Average Per Game	62.2	59.5
PUNTS-Yards	40-1,560	55-2,118
Average Per Punt	39.0	38.5
Net punt average	—	—
KICKOFFS-Yards	—	—
Average Per Kick	—	—
Net kick average	—	—
TIME OF POSSESSION/Game	—	—
3RD-DOWN Conversions	—	—
3rd-Down Pct	—	—
4TH-DOWN Conversions	—	—
4th-Down Pct	—	—
SACKS BY	21	—
TOUCHDOWNS SCORED	41	45
FIELD GOALS-ATTEMPTS	12-16	5-10
ON-SIDE KICKS	—	—
RED-ZONE SCORES	—	—
RED-ZONE TOUCHDOWNS	—	—
PAT-ATTEMPTS	(37-41) 90%	(36-45) 80%

RUSHING											
Player	G	Att	Gain	Loss	Net	Avg	TD	Lg	Avg/G		
R. Boone	11	185	880	44	836	4.5	7	36	76.0		
R. Jones	11	97	422	44	388	4.0	4	20	35.3		
R. Culthbert	8	8	63	0	63	7.9	0	23	7.9		
W. Charles	11	4	24	0	24	6.0	0	15	2.2		
J. Rymiszewski	11	12	22	1	21	1.8	1	6	1.9		
C. Brown	4	5	20	0	20	4.0	0	10	5.0		
W. Jones	11	1	9	0	9	9.0	0	9	0.8		
K. Hull	5	3	11	2	9	3.0	1	7	1.8		
K. Ewell	11	1	0	8	-8	-8.0	0	—	0.7		
D. Clements	11	1	0	8	-8	-8.0	0	—	0.7		
A. Dilweg	11	55	77	188	-111	-2.0	2	21	-10.1		

PASSING											
Player	G	Effic	C-A-I	Pct	Yds	TD	Lg	Avg/G			
A. Dilweg	11	—	287-484-18	.593	3,824	24	—	347.6			
K. Hull	5	—	5-12-2	.417	44	0	—	8.8			

RECEIVING											
Player	G	No.	Yds	Avg	TD	Lg	Avg/G				
R. Boone	11	73	630	8.6	2	29	57.3				
C. Hines	11	68	1,067	15.7	10	53	97.0				
W. Jones	11	36	578	16.1	3	49	52.5				
D. Colonna	11	34	524	15.4	2	41	47.6				
K. Ewell	11	18	428	23.8	7	65	38.9				
J. Rymiszewski	11	14	154	11.0	0	25	14.0				
R. Jones	11	13	90	6.9	0	22	8.2				
B. Zuberer	11	9	88	9.8	0	29	8.0				
R. Culthbert	8	9	47	5.2	0	7	5.9				
K. Daniel	2	6	81	13.5	0	23	40.5				
D. Clements	11	4	81	20.2	0	36	7.4				
A. Anderson	9	3	24	8.0	0	10	2.7				
D. Parnell	7	2	37	18.5	0	19	5.3				
E. Volk	11	1	23	23.0	0	23	2.1				
C. Brown	4	1	9	9.0	0	9	2.3				
M. Fincher	3	1	2	2.0	0	2	0.7				

SCORING											
Player	TD	FG	Kick	Rush	Rcv	Pass	Dxp	Saf	Pts		
D. Peterson	0	12-16	34-35	0-0	0	—	—	0	0	70	
C. Hines	10	0-0	0-0	0-0	2	—	—	0	0	64	
R. Boone	9	0-0	0-0	0-2	0	—	—	0	0	54	
K. Ewell	7	0-0	0-0	0-0	0	—	—	0	0	42	
R. Jones	5	0-0	0-0	0-0	0	—	—	0	0	30	
W. Jones	3	0-0	0-0	0-0	0	—	—	0	0	18	
D. Colonna	2	0-0	0-0	0-0	1	—	—	0	0	14	
A. Dilweg	2	0-0	0-0	0-0	0	—	—	0	0	12	
K. Hull	1	0-0	0-0	0-0	0	—	—	0	0	6	
Q. McCracken	1	0-0	0-0	0-0	0	—	—	0	0	6	
J. Rymiszewski	1	0-0	0-0	0-0	0	—	—	0	0	6	
M. Allen	0	0-0	0-0	0-0	0	—	—	0	1	2	

PUNTING											
Player	No.	Yds	Avg	Lg	TB	FC	i20	50+	Blk		
A. Dilweg	39	1,549	39.7	54	—	—	—	—	—		
TEAM	1	11	11.0	11	—	—	—	—	—		

KICKOFF RETURNS											
Player	No.	Yds	Avg	TD	Lg						
Q. McCracken	19	483	25.4	1	96						
R. Jones	11	340	24.3	1	93						
W. Charles	9	104	11.6	0	22						
M. Allen	3	32	10.7	0	32						
K. Daniel	1	32	32.0	0	32						
W. Smith	1	4	4.0	0	4						

PUNT RETURNS											
Player	No.	Yds	Avg	TD	Lg						
W. Smith	21	142	6.8	0	42						
Q. McCracken	5	17	3.4	0	7						
M. Mays	7	14	2.0	0	8						
M. Diminick	1	5	5.0	0	5						
E. Volk	1	-1	-1.0	0	—						

INTERCEPTIONS											
Player	No.	Yds	Avg	TD	Lg						
W. Smith	3	-1	-0.3	0	4						
E. Sampson	2	28	14.0	0	28						
R. Dickerson	2	0	0.0	0	—						
M. Diminick	1	58	58.0	0	58						
J. Brown	1	15	15.0	0	15						
M. Mays	1	0	0.0	0	—						
E. Volk	1	0	0.0	0	—						

FIELD GOALS											
Player	FGM-A	Pct	1-19	20-29	30-39	40-49	50+	Lg	Blk		
D. Peterson	12-16	.750	1-1	4-5	5-5	2-5	0-0	—	—		

TOTAL OFFENSE LEADERS											
Player	G	Plays	Rush	Pass	Total	Avg/G					
A. Dilweg	11	539	-111	3,824	3,713	337.5					
R. Boone	11	185	836	0	836	76.0					
R. Jones	11	97	388	0	388	35.3					

ALL PURPOSE YARDAGE LEADERS											
Player	G	Rush	Rec	PR	KOR	IR	Total	Avg/G			
R. Boone	11	836	630	0	0	0	1,466	133.3			
C. Hines	11	0	1,067	0	0	0	1,067	97.0			
R. Jones	11	388	90	0	340	0	818	74.4			

TACKLE LEADERS							
Player	G	UA	A	Tot	TFL/Yds	Sacks/Yds	PBU
E. Sampson	11	88	62	150	2.0	1.0	8
J. Howell	11	70	47	117	11.0	2.0	2
J. Patten	11	40	33	73	10.0	2.0	2
A. Allen	11	37	24	61	11.0	3.5	0
W. Smith	11	44	14	58	0.0	0.0	13
R. Dickerson	11	39	12	51	0.0	0.0	9
R. Sally	10	13	31	44	0.0	0.0	2
J. McDonald	11	26	17	43	9.0	5.0	0
D. Kley	10	22	21	43	3.0	0.5	0
J. Worthington	10	23	19	42	2.0	1.0	0
P. Anderson	11	26	15	41	4.0	1.0	0
W. Charles	11	26	9	35	0.0	0.0	0
Q. McCracken	11	26	9	35	1.0	0.0	7
M. Diminick	10	23	15	35	4.0	1.0	2
M. Allen	11	12	23	35	3.0	1.0	0
C. Rising	10	15	18	33	1.0	0.0	1
E. Volk	11	18	11	29	0.0	0.0	2
J. Brown	3	13	8	21	2.0	0.0	0
K. Eily	11	11	10	21	5.0	2.0	0
T. Corpus	8	5	10	15	2.0	0.0	0
B. Bernard	6	4	9	13	1.0	0.0	0
M. Clayton	6	3	8	11	0.0	0.0	0

1989

Overall Record: 8-4 ACC: 6-1 (11st)

Head Coach: Steve Spurrier  
Assistant Coaches: Jim Collins (co-DC/ILB), Bob Sanders (co-DC/OLB), Rod Broadway (DT), Marvin Brown (WR), Fred Chatham (DE), Carl Franks (RB), Dan Hammerschmidt (DB), Rich McGeorge (OL), Barry Wilson (Asst. HC/RC/TE)  
Starting Lineup: OFFENSE: QB Billy Ray (8) or Dave Brown (3), RB Roger Boone, WR Clarkston Hines, WR Darryl Clements, FB Chris Brown, TE Dave Colonna, LT Chris Port, LG Peter Petroff, C Carey Metts, RG Brett Tulacro, RT Chip Nitowski; DEFENSE: DE John McDonald, DT Doug Kley, DT Anthony Allen, DE Tom Corpus, ILB George Edwards, ILB John Howell, OLB Rodney Dickerson, CB Wyatt Smith, SS Derrick Jackson, FS Erwin Sampson, CB Quinton McCracken; SPECIAL TEAMS: K Randy Gardner, P Bud Zuberer  
Captains: Carey Metts & John Howell | Team MVP: Clarkston Hines  
All-ACC: Clarkston Hines¹, Chris Port¹, Randy Cuthbert¹, Carey Metts¹, Dave Colonna², Erwin Sampson², George Edwards¹ᴹ, John McDonald¹ᴹ, Chip Nitowski¹ᴹ  
All-America: Clarkston Hines¹, Chris Port¹ | Academic All-America: Doug Kley¹  
Miscellaneous Awards: ACC Coach of the Year (Steve Spurrier), ACC Player of the Year (Clarkston Hines), ACC McKeivin Award (Clarkston Hines), ACC Jacobs Blocking Trophy (Chris Port), ACC Jim Tatum Award (Doug Kley)

S 2	South Carolina	A	L	21-27	74,232	SCAR 17 straight points to erase 13-10 deficit; Hines 1-yard TD pass from Ray pulled Duke to 27-21 (:49; 4th); Duke failed inside kick (:46; 4th)
S 9	Northwestern	H	W	41-31	15,200	Boone 24-201 rushing & 1 TD + 1 TD reception; Total offense: Duke 512, NW 501; NW QB O'Brien 330 passing yards; NW 37:08 TOP
S 16	Tennessee (-/17)	A	L	6-28	93,659	TENN RB Cobb 15-109 rushing & 3 TDs; Duke 5 drives into red zone: 2 FGs & 3 TOs; Total offense: Duke 398, TENN 329; Boone 10-59 rushing
S 23	Virginia	A	L	28-49	37,800	UVA QB S. Moore 14-15, 295 yards & 4 total TDs (2 pass); UVA WR H. Moore 5-134 receiving & 2 TDs; D. Brown 15-20, 135 yards & 3 TDs
S 30	Clemson (-/7)	H	W	21-17	22,600	C. Brown GW 7-yard TD pass from Ray (3:18; 4th); CLEM final drive TO on downs at Duke 45 (:37; 4th); Ray 262 passing yards; Duke 5 TOs
O 7	Army	H	W	35-29	25,200	Cuthbert 19-147 rushing & 2 TDs; Hines 8-150 receiving & 3 TDs; Duke led 35-10 after 3 quarters; ARMY 356 rushing yards; Sampson 19 tackles
O 21	Maryland	A	W	46-25	38,617	Ray 4 total TDs (3 pass); Cuthbert 38-161 rushing; Halftime: Duke, 22-3; Hines becomes ACC career leader for receptions; Jackson 13 tackles
O 28	Georgia Tech	H	W	30-19	38,621	Cuthbet 32-234 rushing & 3 TDs (Duke single-game yards record); Total offense: Duke 530, GT 258; Ray injured & would miss next 3 games
N 4	Wake Forest	A	W	52-35	18,600	Brown 1st career start at QB (444 passing yards & 5 total TDs); Hines 6-251 receiving & 3 TDs; Duke 609 yards; WF WR Proehl 11-185 receiving
N 11	N.C. State	H	W	35-26	41,200	Cuthbert 37-151 rushing; Hines becomes NCAA career leader for TD catches; NCS QB Montgomery 37-73, 535 yards; Smith 64-yard INT for TD
N 18	North Carolina	A	W	41-0	46,000	Brown 33-54, 479 yards & 3 TDs (Duke single-game yards record); Hines 3 TD catches (sets ACC single-season record for TD receptions [17])
D 28	+Texas Tech (20/24)	N¹	L	21-49	44,917	MVP: TT RB Gray 33-280 rushing & 4 TDs; TT scores first 28 points; Hines 6-112 receiving; Colonna 2 TD receptions; TT TOP 41:25
N¹ Birmingham, Ala.						
+ All American Bowl						

	1st	2nd	3rd	4th	Total
Duke	81	103	84	88	356
Opponents	61	65	58	102	286
TEAM STATISTICS					
	Duke				Opponents
SCORING	356				286
Points Per Game	32.4				26.0
FIRST DOWNS	306				233
Rushing	128				113
Passing	160				108
Penalty	18				12
RUSHING YARDAGE	1,966				1,953
Yards gained rushing	2,146				2,249
Yards lost rushing	180				296
Rushing Attempts	427				478
Average Per Rush	4.6				4.1
Average Per Game	178.7				177.5
TDs Rushing	17				23
PASSING YARDAGE	3,553				2,529
Comp-Att-Int	279-439-20				176-339-17
Average Per Pass	8.1				7.5
Average Per Catch	12.7				14.4
Average Per Game	323.0				229.9
TDs Passing	29				13
TOTAL OFFENSE	5,519				4,482
Total Plays	866				817
Average Per Play	6.4				5.5
Average Per Game	501.7				407.5
KICK RETURNS: #-Yards	44-904				62-1,312
PUNT RETURNS: #-Yards	21-96				12-138
INT RETURNS: #-Yards	17-164				20-181
KICK RETURN AVERAGE	20.5				21.2
PUNT RETURN AVERAGE	4.6				11.5
INT RETURN AVERAGE	9.6				9.1
FUMBLES-LOST	16-8				16-9
PENALTIES-Yards	60-520				64-554
Average Per Game	47.3				50.4
PUNTS-Yards	32-1,030				46-1,794
Average Per Punt	32.2				39.0
Net punt average	—				—
KICKOFFS-Yards	—				—
Average Per Kick	—				—
Net kick average	—				—
TIME OF POSSESSION/Game	—				—
3RD-DOWN Conversions	—				—
3rd-Down Pct	—				—
4TH-DOWN Conversions	—				—
4th-Down Pct	—				—
SACKS BY	21.5				—
TOUCHDOWNS SCORED	48				36
FIELD GOALS-ATTEMPTS	9-16				11-15
ON-SIDE KICKS	—				—
RED-ZONE SCORES	—				—
RED-ZONE TOUCHDOWNS	—				—
PAT-ATTEMPTS	(39-48) 81%				(33-36) 92%

RUSHING											
Player	G	Att	Gain	Loss	Net	Avg	TD	Lg	Avg/G		
R. Cuthbert	11	187	1,042	9	1,033	5.5	10	60	93.9		
R. Boone	10	93	522	8	514	5.5	4	39	51.4		
R. Jones	11	33	188	11	177	5.4	0	20	16.1		
C. Brown	11	33	144	0	144	4.4	1	15	13.1		
B. Ray	9	59	196	81	115	1.9	1	15	12.8		
K. Ewell	11	2	17	0	17	8.5	0	9	1.5		
M. Verona	6	1	11	0	11	11.0	0	11	1.8		
C. Hines	11	1	0	5	-5	-5.0	0	—	-0.5		
W. Jones	11	1	0	-5	-5	-5.0	0	—	-0.5		
D. Brown	8	17	26	-51	-25	-1.5	1	7	-3.1		
PASSING											
Player	G	Effic	C-A-I	Pct	Yds	TD	Lg	Avg/G			
B. Ray	9	133.7	174-274-14	.635	2,035	15	60	226.1			
D. Brown	8	161.0	104-163-6	.638	1,479	14	97	184.9			
D. Clements	11	213.8	1-2-0	.500	39	0	39	3.5			
RECEIVING											
Player	G	No.	Yds	Avg	TD	Lg	Avg/G				
C. Hines	11	61	1,149	18.8	17	97	104.5				
R. Cuthbert	11	50	470	9.4	0	27	42.7				
D. Colonna	11	35	495	14.1	2	41	45.0				
W. Jones	11	33	520	15.8	3	60	47.3				
R. Boone	10	32	223	7.0	2	23	22.3				
C. Brown	11	18	144	8.0	1	14	13.1				
D. Clements	11	15	180	12.0	1	22	16.4				
B. Zuberer	11	14	127	9.1	0	22	11.5				
R. Jones	11	7	68	9.7	0	23	6.2				
A. Shaw	11	4	24	6.0	1	8	2.2				
K. Ewell	11	3	72	24.0	1	37	6.5				
M. Mays	7	3	27	9.0	1	12	3.9				
A. Anderson	11	2	16	8.0	0	11	1.5				
B. Ray	9	1	39	39.0	0	39	4.3				
P. Petroff	11	1	-1	-1.0	0	-1	-0.1				
SCORING											
Player	TD	FG	Kick	Rush	Rcv	Pass	Dxp	Saf	Pts		
C. Hines	17	0-0	0-0	0-0	1	—	0	0	104		
R. Gardner	0	9-16	36-39	0-0	0	—	0	0	63		
R. Cuthbert	10	0-0	0-0	0-0	0	—	0	0	60		
R. Boone	6	0-0	0-0	1-1	0	—	0	0	38		
W. Jones	3	0-0	0-0	0-0	0	—	0	0	18		
D. Colonna	2	0-0	1-1	0-0	0	—	0	0	13		
C. Brown	2	0-0	0-0	0-0	0	—	0	0	12		
W. Smith	2	0-0	0-0	0-0	0	—	0	0	12		
D. Brown	1	0-0	0-0	0-0	0	—	0	0	6		
D. Clements	1	0-0	0-0	0-0	0	—	0	0	6		
K. Ewell	1	0-0	0-0	0-0	0	—	0	0	6		
M. Mays	1	0-0	0-0	0-0	0	—	0	0	6		
A. Shaw	1	0-0	0-0	0-0	0	—	0	0	6		
B. Ray	1	0-0	0-0	0-1	0	—	0	0	6		
PUNTING											
Player	No.	Yds	Avg	Lg	TB	FC	i20	50+	Blk		
R. Gardner	21	708	33.7	50	—	—	10	—	0		
B. Zuberer	5	171	34.2	49	—	—	2	—	1		
B. Breedlove	5	151	30.2	37	—	—	1	—	0		
KICKOFF RETURNS											
Player	No.	Yds	Avg	TD	Lg						
R. Jones	23	477	20.7	0	53						
O. McCracken	13	265	20.4	0	49						
R. Cuthbert	4	54	13.5	0	18						
M. Allen	3	46	15.3	0	18						
W. Jones	1	62	62.0	0	62						

PUNT RETURNS									
Player	No.	Yds	Avg	TD	Lg				
W. Smith	13	47	3.6	0	12				
R. Boone	6	41	6.8	0	12				
Q. McCracken	1	8	8.0	0	8				
K. DuBose	1	0	0.0	0	0				
INTERCEPTIONS									
Player	No.	Yds	Avg	TD	Lg				
—									
FIELD GOALS									
Player	FGM-A	Pct	1-19	20-29	30-39	40-49	50+	Lg	Blk
R. Gardner	9-16	56.3	—	—	—	—	—	—	—
TOTAL OFFENSE LEADERS									
Player	G	Plays	Rush	Pass	Total	Avg/G			
B. Ray	9	333	115	2,035	2,150	238.9			
D. Brown	8	196	-25	1,479	1,454	181.8			
R. Cuthbert	11	187	1,033	0	1,033	93.9			
ALL PURPOSE YARDAGE LEADERS									
Player	G	Rush	Rec	PR	KOR	IR	Total	Avg/G	
R. Cuthbert	11	1,023	470	0	54	0	1,547	140.6	
C. Hines	11	-5	1,149	0	0	0	1,144	104.0	
R. Boone	10	514	223	41	0	0	778	77.8	
TACKLE LEADERS									
Player	G	UA	A	Tot	TFL/Yds	Sacks/Yds	PBU		
G. Edwards	11	62	54	116	5.0	1.0	0		
E. Sampson	11	52	52	104	1.0	0.0	15		
R. Dickerson	11	54	36	90	5.0	1.0	7		
D. Spells	11	32	36	68	1.0	0.0	2		
J. McDonald	11	37	16	53	5.0	5.0	2		
D. Jackson	9	35	17	52	4.0	1.5	0		
J. Howell	5	30	15	45	8.0	1.0	2		
Q. McCracken	11	31	13	44	0.0	0.0	13		
A. Allen	11	24	20	44	3.0	0.0	0		
D. Kley	11	17	27	44	0.0	1.5	1		
S. Youmans	9	23	20	43	4.0	2.5	0		
W. Smith	11	28	13	41	0.0	0.0	9		
R. Saly	11	22	19	41	0.0	0.0	5		
M. Allen	9	17	21	38	1.0	0.5	0		
P. Anderson	9	23	14	37	4.0	0.0	0		
T. Corpus	10	27	10	37	2.0	5.5	0		
F. Williams	11	13	12	25	0.0	1.0	3		
E. Volk	11	9	10	19	0.0	0.0	1		
D. Atkinson	11	9	10	19	0.0	0.0	0		
C. Rising	6	3	9	12	0.0	0.0	0		
T. Rhoads	11	6	5	11	0.0	1.0	0		
M. Urso	11	6	4	10	0.0	0.0	0		
C. Creston	10	4	4	8	0.0	0.0	0		
K. DuBose	9	3	4	7	0.0	0.0	0		
M. Boland	11	4	1	5	0.0	0.0	0		
K. Daniel	10	3	2	5	0.0	0.0	0		
K. Ligos	7	3	2	5	0.0	0.0	0		
K. Page	4	1	1	2	0.0	0.0	0		
CAUSED FUMBLES									
D. Jackson 2, D. Atkinson, T. Corpus, Q. McCracken, J. McDonald, E. Sampson									
FUMBLE RECOVERIES									
M. Allen 2, C. Metts 2, A. Allen 1, D. Clements 1, T. Curran 1, R. Dickerson 1, K. Page 1, S. Youmans 1									



1990

Overall Record: 4-7 ACC: 1-6 (7th)

**Head Coach:** Barry Wilson  
**Assistant Coaches:** Eddie Wilson (OC/QB), Dale Strahm (DC/ILB), Fred Chatham (RC/TE), Scott Anderson (RB), Rod Broadway (DL), Marvin Brown (WR), Dan Hammerschmidt (DB), Mac McWhorter (OL), Ted Roof (OLB)  
**Starting Lineup:** **OFFENSE:** QB Billy Ray, RB Randy Cuthbert, WR Walter Jones, WR Marc Mays, FB Chris Brown, TE Aaron Shaw, LT Chip Nitowski, LG Pete Petroff, C Stuart Albright, RG Bobby Highsmith, RT Al Hagaman; **DEFENSE:** DT Preston Anderson, NG Scott Youmans, DT Geoff Smith, OLB Duane Marks, ILB Mark Allen, ILB Darrell Spells, OLB Tom Corpus, CB Wyatt Smith, FS Erwin Sampson, ROV Derrick Jackson, CB Quinton McCracken; **SPECIAL TEAMS:** K Randy Gardner, P Randy Gardner  
**Captains:** Randy Jones, Chip Nitowski, Erwin Sampson & Mike Urso | **Team MVP:** Erwin Sampson  
**All-ACC:** Marc Mays<sup>2</sup>, Randy Cuthbert<sup>2</sup>  
**All-America:** — | **Academic All-America:** —  
**Miscellaneous Awards:** ACC Brian Piccolo Award (Marc Mays)

S 1	South Carolina	A	L	10-21	71,606	SCAR TB Dingle 22-113 rushing & 1 TD; Duke 177 total yards; Duke defense 7.0 QB sacks; Youmans 10 tackles, 5.0 TFL & 3.0 QB sacks
S 8	Northwestern	A	W	27-24	28,177	Mays GW 9-yard TD pass from Brown (:38; 4th); Six lead changes in game; Total offense: Duke 475, NW 424; Shaw 9-100 receiving
S 22	Virginia	H	L	0-59	24,862	UVA QB S. Moore 11-17, 181 yards & 3 TDs; Halftime: UVA, 38-0; Total offense: Duke 268, UVA 543; Duke 7 TOs; UVA 37:34 TOP
S 29	Clemson	A	L	7-26	81,500	CLEM QB Cameron 3 total TDs (2 pass); CLEM 345 rushing yards; Gallman 78-yard KOR for TD; Duke 218 total yards; Spells 11 tackles
O 6	Army	A	W	17-16	41,014	Gardner GW PAT after Cuthbert 6-yard TD run (2:48; 4th); Sampson INT ends ARMY final drive (1:44; 4th); Sampson 22 tackles; ARMY 365 rush yards
O 13	Western Carolina	H	W	49-18	15,700	Ray 3 TD passes; W. Jones 2 TD receptions; R. Jones 88-yard KOR for TD; Duke 653 total yards; TOs: Duke 5, WCU 4; Sampson 2 INTs
O 20	Maryland	H	L	20-23	23,200	MD K DeArmas GW 20-yard FG (:50; 4th); Total offense: Duke 339, MD 332; Ray 16-21, 208 yards & 2 TDs; W. Jones 2 TD receptions
O 27	Georgia Tech	A	L	31-48	44,061	GT Bell 18-166 rushing & 1 TD; GT 316 rushing yards; Ray 19-32, 220 yards & 1 TD; Halftime: GT, 17-14; GT eventual national champion
N 3	Wake Forest	H	W	57-20	32,700	Duke most points since 1952 (57 vs. NCS); Total offense: Duke 508, WF 442; R. Jones 97-yard KOR for TD; WF 5 TOs; Spells 7 tackles & 2 INTs
N 10	N.C. State	A	L	0-16	36,800	NCS DL Jones 3.0 QB sacks; NCS defense 7.0 sacks & 5 INTs (Savage 2); Ray DNP 2nd half (injury); Cuthbert 15-54 rushing; Spells 10 tackles
N 17	North Carolina	H	L	22-24	31,600	UNC RB Means 37-256 rushing & 3 TDs; Ray DNP (injury); Brown 25-47, 337 yards & 2 TDs; UNC 319 rushing yards; Allen 15 tackles

	1st	2nd	3rd	4th	Total
Duke	43	73	58	66	240
Opponents	64	102	67	62	295
<b>TEAM STATISTICS</b>			<b>Duke</b>		<b>Opponents</b>
SCORING			240		295
Points Per Game			21.8		26.8
FIRST DOWNS			217		206
Rushing			82		133
Passing			126		63
Penalty			9		10
RUSHING YARDAGE			1,362		2,576
Yards gained rushing			1,672		2,859
Yards lost rushing			310		283
Rushing Attempts			367		559
Average Per Rush			3.7		4.6
Average Per Game			123.8		234.2
TDs Rushing			11		23
PASSING YARDAGE			2,746		1,565
Comp-Att-Int		233-416-19		133-242-14	
Average Per Pass		6.6		6.5	
Average Per Catch		11.8		11.8	
Average Per Game		249.6		142.3	
TDs Passing		16		12	
TOTAL OFFENSE		4,108		4,141	
Total Plays		783		801	
Average Per Play		5.2		5.2	
Average Per Game		373.5		376.5	
KICK RETURNS: #-Yards		49-1,166		38-821	
PUNT RETURNS: #-Yards		21-211		30-274	
INT RETURNS: #-Yards		14-103		19-135	
KICK RETURN AVERAGE		23.8		21.6	
PUNT RETURN AVERAGE		10.0		9.1	
INT RETURN AVERAGE		7.4		7.1	
FUMBLES-LOST		23-10		14-4	
PENALTIES-Yards		74-583		58-458	
Average Per Game		53.0		41.6	
PUNTS-Yards		57-1,991		52-2,019	
Average Per Punt		34.9		38.8	
Net punt average		—		—	
KICKOFFS-Yards		—		—	
Average Per Kick		—		—	
Net kick average		—		—	
TIME OF POSSESSION/Game		27:04		32:56	
3RD-DOWN Conversions		64/162		78/181	
3rd-Down Pct		40%		43%	
4TH-DOWN Conversions		5/13		9/17	
4th-Down Pct		38%		53%	
SACKS BY-Yards		28-185		34-216	
TOUCHDOWNS SCORED		30		36	
FIELD GOALS-ATTEMPTS		10-13		16-21	
ON-SIDE KICKS		—		—	
RED-ZONE SCORES		—		—	
RED-ZONE TOUCHDOWNS		—		—	
PAT-ATTEMPTS		(28-30) 93%		(31-36) 86%	

RUSHING										
Player	G	Att	Gain	Loss	Net	Avg	TD	Lg	Avg/G	
R. Cuthbert	11	136	615	20	595	4.4	4	23	54.1	
C. Brown	11	48	210	3	207	4.3	1	16	18.8	
B. Ray	8	57	296	127	169	3.0	0	52	21.1	
R. Jones	11	24	123	17	106	4.4	1	16	9.6	
L. Gallman	9	23	110	7	103	4.5	1	24	11.4	
M. Verona	9	7	63	0	63	9.0	1	25	7.0	
M. Dyer	11	9	37	0	37	4.1	1	12	3.4	
T. Rhoads	11	3	22	0	22	7.3	0	9	2.0	
D. Brown	11	40	123	102	21	0.5	1	16	1.9	
J.J. Pina	4	3	17	0	17	5.7	0	7	4.3	
W. Jones	8	4	18	5	13	3.3	1	13	1.6	
K. Gill	6	2	10	0	10	5.0	0	8	1.7	
T. Decker	1	4	9	1	8	2.0	0	7	8.0	
S. Dorsey	11	2	12	11	1	0.5	0	12	0.1	
S. Prince	11	3	7	7	0	0.0	0	4	0.6	
M. Mays	11	1	0	3	-3	-3.0	0	—	-0.3	
TEAM	11	1	0	7	-7	-7.0	0	—	-0.6	
PASSING										
Player	G	Effic	C-A-I	Pct	Yds	TD	Lg	Avg/G		
B. Ray	8	134.8	100-164-5	.610	1,247	8	57	155.9		
D. Brown	10	103.1	129-245-12	.527	1,444	8	42	144.4		
S. Prince	11	66.0	4-7-2	.571	55	0	20	5.0		
RECEIVING										
Player	G	No.	Yds	Avg	TD	Lg	Avg/G			
R. Cuthbert	11	46	374	8.1	1	21	34.0			
M. Mays	11	35	457	13.1	2	35	13.1			
A. Shaw	10	35	383	10.9	2	29	38.3			
D. Clements	11	24	332	13.8	1	26	30.2			
W. Jones	8	19	352	18.5	5	57	44.0			
C. Brown	11	14	118	8.4	1	18	10.7			
S. Dorsey	11	11	231	21.0	4	41	21.0			
J. Farquhar	9	11	93	8.5	0	14	10.3			
L. Gallman	9	10	97	9.7	0	25	10.8			
B. Breedlove	11	8	98	12.3	0	26	8.9			
R. Jones	11	8	77	9.6	0	20	7.0			
D. Clark	11	5	45	9.0	0	16	4.1			
K. Ewell	2	3	39	13.0	0	17	19.5			
M. Dyer	11	2	11	5.5	0	11	1.0			
D. Swayne	1	1	20	20.0	0	20	20.0			
N. Blatchford	3	1	19	19.0	0	19	6.3			
SCORING										
Player	TD	FG	Kick	Rush	Rcv	Pass	Dxp	Saf	Pts	
R. Gardner	0	10-13	26-27	0-0	0	0-0	0	0	56	
W. Jones	6	0-0	0-0	0-0	0	0-0	0	0	38	
R. Cuthbert	5	0-0	0-0	0-0	1	0-0	0	0	30	
S. Dorsey	4	0-0	0-0	0-0	0	0-0	0	0	24	
R. Jones	3	0-0	0-0	0-0	0	0-0	0	0	18	
C. Brown	2	0-0	0-0	0-0	0	0-0	0	0	12	
L. Gallman	2	0-0	0-0	0-0	0	0-0	0	0	12	
M. Mays	2	0-0	0-0	0-0	1	0-0	0	0	14	
A. Shaw	2	0-0	0-0	0-0	0	0-0	0	0	12	
D. Brown	1	0-0	0-0	0-0	0	0-0	0	0	6	
D. Clements	1	0-0	0-0	0-0	0	0-0	0	0	6	
M. Dyer	1	0-0	0-0	0-0	0	0-0	0	0	6	
M. Verona	1	0-0	0-0	0-0	0	0-0	0	0	6	
PUNTING										
Player	No.	Yds	Avg	Lg	TB	FC	i20	50+	Blk	
R. Gardner	36	1,309	36.4	51	—	—	4	—	0	
T. Davis	14	535	38.2	60	—	—	2	—	0	
D. Brown	4	105	26.3	36	—	—	2	—	0	
B. Ray	2	31	15.5	20	—	—	1	—	0	

KICKOFF RETURNS							
Player	No.	Yds	Avg	TD	Lg		
R. Jones	24	678	28.3	2	97		
Q. McCracken	9	183	20.3	0	38		
L. Gallman	5	135	27.0	1	78		
B. Breedlove	5	113	22.6	0	31		
J.J. Pina	2	19	9.5	0	10		
W. Jones	1	17	17.0	0	17		
G. Gray	1	12	12.0	0	12		
K. Gill	1	5	5.0	0	5		
D. Clark	1	4	4.0	0	4		
PUNT RETURNS							
Player	No.	Yds	Avg	TD	Lg		
B. Breedlove	12	140	11.7	0	46		
W. Smith	6	52	8.7	0	14		
W. Jones	2	17	8.5	0	10		
K. DuBose	1	2	2.0	0	2		
INTERCEPTIONS							
Player	No.	Yds	Avg	TD	Lg		
E. Sampson	3	14	4.7	0	10		
D. Spells	2	17	8.5	0	17		
D. Jackson	2	6	3.0	0	4		
K. DuBose	2	3	1.5	0	3		
T. Pearson	1	40	40.0	0	40		
Q. McCracken	1	15	15.0	0	15		
M. Allen	1	6	6.0	0	6		
G. McConnell	1	2	2.0	0	2		
W. Smith	1	0	0.0	0	—		
FIELD GOALS							
Player	FGM-A	Pct	10-29	30-39	40-49	50+	Lg
R. Gardner	10-13	.769	5-5	3-3	2-4	0-1	47
TOTAL OFFENSE LEADERS							
Player	G	Plays	Rush	Pass	Total	Avg/G	
B. Ray	8	—	169	1,247	1,416	177.0	
D. Brown	10	—	21	1,444	1,465	146.5	
ALL PURPOSE YARDAGE LEADERS							
Player	G	Rush	Rec	PR	KOR	IR	Total Avg/G
R. Cuthbert	11	595	374	0	0	0	969 88.1
R. Jones	11	106	77	0	678	0	861 78.3
TACKLE LEADERS							
Player	G	UA	A	Tot	TFL/Yds	Sacks/Yds	PBU
M. Allen	11	54	67	121	4.0	1.0	0
D. Spells	11	52	56	108	2.0	1.0	0
E. Sampson	11	55	46	101	1.0	1.0	4
S. Youmans	9	23	35	58	9.0	4.0	0
D. Marks	10	32	24	56	4.0	1.0	0
D. Jackson	11	30	25	55	4.0	3.0	2
T. Pearson	11	28	22	50	8.0	4.0	1
P. Anderson	11	26	23	49	6.0	3.0	3
Q. McCracken	11	28	20	48	1.0	0.0	0
W. Smith	9	23	22	45	0.0	0.0	6
K. Ligos	10	17	24	41	2.0	1.0	1
B. Sherrod	11	25	15	40	5.0	4.0	0
CAUSED FUMBLES							
S. Berdan 1, T. Pearson 1, E. Sampson 1, B. Sherrod 1							
FUMBLE RECOVERIES							
M. Allen 1, K. DuBose 1, D. Marks 1, E. Sampson 1							

1991

Overall Record: 4-6-1 ACC: 1-6-0 (T-7th)

Head Coach: Barry Wilson  
Assistant Coaches: Eddie Wilson (OC/QB), Dale Strahm (DC/ILB), Fred Chatham (RC/TE), Scott Anderson (RB), Rod Broadway (DL), Marvin Brown (WR), Dan Hammerschmidt (DB), Ted Million (OL), Ted Roof (OLB)  
Starting Lineup: OFFENSE: QB Dave Brown, RB Leroy Gallman, WR Walter Jones, WR Stanley Dorsey, TE Aaron Shaw, FB Chris Brown, LT Brandon Moore, LG Pete Petroff, C Stuart Albright, RG Steve Alderfer, RT Matt Williams; DEFENSE: DE Duane Marks, DT Preston Anderson, DT Gregg McConnell, RT Warren Scoville, LB Darrell Spells, LB Brad Sherrod, LB Mark Allen, CB Wyatt Smith, SS Derrick Jackson, FS Erwin Sampson, CB Quinton McCracken; SPECIAL TEAMS: K Randy Gardner, P Tim Davis  
Captains: Erwin Sampson & Pete Petroff | Team MVP: Dave Brown  
All-ACC: —  
All-America: — | Academic All-America: —  
Miscellaneous Awards: —

S 7	South Carolina	A	T	24-24	71,200	Shaw PAT pass from Brown after Jones 4-yard TD pass from Brown (:00: 4th) after successful inside kick: Brown 3-yard TD rush & missed PATA (1:05: 4th)
S 14	Rutgers	H	W	42-22	15,400	Brown 298 passing yards & 4 TDs: Halftime: 7-7; W. Jones 3 TDs: Jackson (57 yards) & Smith (55) INT returns for TDs: RUT 5 TOs & 37:18 TOP
S 21	Colgate	H	W	42-14	20,200	Brown 18-40, 238 yards & 4 total TDs (3 pass): Gallman 7-81 rushing: Total offense: Duke 459, COL 243: Jackson 7 tackles & 2.0 QB sacks
S 28	Virginia	A	L	3-34	43,400	UVA QB Blundin 17-21, 238 yards & 3 TDs: Duke 262 yards & 5 TOs: UVA 31 straight points after 3-3 1st quarter: Gallman 7-76 rushing
O 5	Vanderbilt	H	W	17-13	20,600	Wright 22-87 rushing & 1 TD: VANDY 5 TOs: Total offense: Duke 364, VANDY 357: Halftime: VANDY, 7-3: Pearson 3.0 QB sacks
O 26	Maryland	A	W	17-13	35,423	Breedlove GW 27-yard TD pass from Brown (11:57: 4th): Duke defense 4 INTs (2 in 4th quarter): Brown 334 passing yards: Allen 11 tackles
N 2	Georgia Tech	H	L	6-17	38,732	GT RB Smith 17-120 rushing & 1 TD: Rushing yards: Duke 10, GT 184: Duke 225 total yards, 5 sacks allowed & 3 TOs: W. Jones 5-62 receiving
N 9	Wake Forest	A	L	14-31	15,759	WF RB Leach 19-80 rushing & 1 TD + 1 TD pass: Halftime: Duke, 7-6: Duke 279 yards & 4 TOs: Spells 14 tackles: WF DL McCrary 3.0 QB sacks
N 16	N.C. State	H	L	31-32	28,975	NCS WR Hinton GW PAT pass from QB Harvey after Harvey 1-yard TD rush (:14: 4th): NCS successful inside kick after 38-yard FG (1:56: 4th)
N 23	North Carolina	A	L	14-47	50,500	UNC RB Means 30-181 rushing & 2 TDs: Total offense: Duke 221, UNC 529: Halftime: UNC, 20-0: Allen & Spells 15 tackles each: Duke 3 TOs
N 30	+Clemson	N <sup>1</sup>	L	21-33	50,000	CLEM 4 TDs in 4th quarter: Brown 23-48, 385 yards & 3 TDs: Breedlove 5-160 receiving: Rushing yards: Duke 18, CLEM 355: Duke 4 TOs

N<sup>1</sup> Tokyo, Japan  
+ Coca Cola Bowl

	1st	2nd	3rd	4th	Total
Duke	33	45	80	73	231
Opponents	44	78	61	97	280

TEAM STATISTICS	Duke	Opponents
SCORING	231	280
Points Per Game	21.0	25.5
FIRST DOWNS	211	211
Rushing	72	106
Passing	128	98
Other	11	7
RUSHING YARDAGE	919	2,077
Yards gained rushing	1,354	2,313
Yards lost rushing	435	236
Rushing Attempts	334	498
Average Per Rush	4.1	4.2
Average Per Game	83.5	188.8
TDs Rushing	8	20
PASSING YARDAGE	2,887	2,137
Comp-Att-Int	236-450-16	170-298-17
Average Per Pass	6.4	7.2
Average Per Catch	12.2	12.6
Average Per Game	262.5	194.3
TDs Passing	20	13
TOTAL OFFENSE	3,806	4,214
Total Plays	777	795
Average Per Play	4.9	5.3
Average Per Game	346.0	383.1
KICK RETURNS: #-Yards	45-916	31-642
PUNT RETURNS: #-Yards	20-147	22-134
INT RETURNS: #-Yards	17-201	13-155
KICK RETURN AVERAGE	20.4	20.7
PUNT RETURN AVERAGE	7.4	6.1
INT RETURN AVERAGE	11.8	11.9
FUMBLES-LOST	21-15	21-15
PENALTIES-Yards	49-423	57-514
Average Per Game	38.5	46.7
PUNTS-Yards	60-2,193	48-1,886
Average Per Punt	36.6	39.3
Net punt average	—	—
KICKOFFS-Yards	—	—
Average Per Kick	—	—
Net kick average	—	—
TIME OF POSSESSION/Game	27:00	33:00
3RD-DOWN Conversions	62/167	82/184
3rd-Down Pct	37%	45%
4TH-DOWN Conversions	—	—
4th-Down Pct	—	—
SACKS BY	25	—
TOUCHDOWNS SCORED	30	35
FIELD GOALS-ATTEMPTS	7-12	13-18
ON-SIDE KICKS	—	—
RED-ZONE SCORES	—	—
RED-ZONE TOUCHDOWNS	—	—
PAT-ATTEMPTS	(29-30) 97%	(29-35) 83%

RUSHING											
Player	G	Att	Gain	Loss	Net	Avg	TD	Lg	Avg/G		
C. Brown	11	83	349	29	320	3.9	0	21	29.1		
L. Gallman	10	53	287	11	276	5.2	1	76	27.6		
R. Wright	11	61	197	20	177	2.9	2	15	16.1		
R. Cuthbert	2	19	71	12	59	3.1	0	14	29.5		
D. Brown	11	90	334	277	57	0.6	5	23	5.2		
T. Redmon	11	11	58	3	55	5.0	0	15	5.0		
R. Baldwin	10	2	17	0	17	8.5	0	9	1.7		
T. Rhoads	10	2	8	0	8	4.0	0	6	0.8		
K. Ewell	6	1	6	0	6	6.0	0	6	1.0		
S. Prince	11	7	24	20	4	0.6	0	10	0.4		
W. Jones	10	1	0	5	-5	-5.0	0	—	-0.5		
S. Dorsey	11	2	0	7	-7	-3.5	0	3	-0.6		
TEAM	11	2	0	48	-48	-24.0	0	—	-4.4		

PASSING											
Player	G	Effic	C-A-I	Pct	Yds	TD	Lg	Avg/G			
D. Brown	11	114.6	230-437-15	52.6	2,794	20	72	254.0			
S. Prince	11	78.2	5-12-1	41.7	76	0	42	6.9			
R. Gardner	11	242.8	1-1-0	100.0	17	0	17	1.5			

RECEIVING											
Player	G	No.	Yds	Avg	TD	Lg	Avg/G				
C. Brown	11	38	302	7.9	3	18	27.5				
W. Jones	10	31	518	16.7	6	68	51.8				
A. Shaw	7	28	322	11.5	2	22	46.0				
J. Farquhar	9	20	275	13.8	1	31	30.6				
M. Mays	11	20	249	12.5	2	32	22.6				
B. Breedlove	10	19	399	21.0	4	72	39.9				
S. Dorsey	11	18	307	17.1	2	37	27.9				
R. Wright	11	18	127	7.1	0	25	11.5				
K. Ewell	6	16	197	12.3	0	29	10.0				
L. Gallman	10	16	100	6.3	0	12	10.0				
R. Cuthbert	2	5	25	5.0	0	15	12.5				
J. Ellis	10	2	30	15.0	0	17	3.0				
T. Redmon	11	2	19	9.5	0	10	1.7				
M. Dyer	10	1	12	12.0	0	12	1.2				
R. Baldwin	10	1	4	4.0	0	4	0.4				
D. Clark	9	1	1	1.0	0	1	0.1				

SCORING											
Player	TD	FG	Kick	Rush	Rcv	Pass	Dxp	Saf	Pts		
R. Gardner	11	7-12	28-29	0-0	0	—	0	0	49		
W. Jones	6	0-0	0-0	0-0	0	—	0	0	36		
D. Brown	5	0-0	0-0	0-0	0	—	0	0	30		
B. Breedlove	4	0-0	0-0	0-0	0	—	0	0	24		
C. Brown	3	0-0	0-0	0-0	0	—	0	0	18		
S. Dorsey	2	0-0	0-0	0-0	0	—	0	0	12		
M. Mays	2	0-0	0-0	0-0	0	—	0	0	12		
A. Shaw	2	0-0	0-0	0-0	1	—	0	0	14		
R. Wright	2	0-0	0-0	0-0	0	—	0	0	12		
J. Farquhar	1	0-0	0-0	0-0	0	—	0	0	6		
D. Jackson	1	0-0	0-0	0-0	0	—	0	0	6		
L. Gallman	1	0-0	0-0	0-0	0	—	0	0	6		
W. Smith	1	0-0	0-0	0-0	0	—	0	0	6		

PUNTING											
Player	No.	Yds	Avg	Lg	TB	FC	i20	50+	Blk		
T. Davis	29	1,098	37.9	53	—	—	—	—	—		
R. Gardner	20	721	36.1	50	—	—	—	—	—		
D. Brown	10	374	37.4	47	—	—	—	—	—		
TEAM	1	0	0.0	—	—	—	—	—	—		

KICKOFF RETURNS					
Player	No.	Yds	Avg	TD	Lg
B. Breedlove	17	420	24.7	0	65
Q. McCracken	13	299	23.0	0	42
G. Gray	4	73	18.3	0	40
K. Gill	5	52	10.4	0	17
L. Gallman	4	42	10.5	0	24
K. DuBose	1	19	19.0	0	19
J. Ellis	1	11	11.0	0	11

PUNT RETURNS					
Player	No.	Yds	Avg	TD	Lg
B. Breedlove	15	105	7.0	0	17
W. Jones	5	42	8.4	0	19

INTERCEPTIONS					
Player	No.	Yds	Avg	TD	Lg
W. Smith	3	80	26.7	1	55
D. Jackson	3	70	23.3	1	57
K. DuBose	3	21	7.0	0	14
Q. McCracken	2	14	7.0	0	15
M. Allen	2	10	5.0	0	10
B. Sherrod	2	3	1.5	0	3
S. Berdan	1	3	3.0	0	3
E. Sampson	1	0	0.0	0	—

FIELD GOALS											
Player	FGM-A	Pct	1-19	20-29	30-39	40-49	50+	Lg	Blk		
R. Gardner	7-12	58.3	—	—	—	—	—	—	—		

TOTAL OFFENSE LEADERS						
Player	G	Plays	Rush	Pass	Total	Avg/G
D. Brown	11	—	57	2,794	2,851	259.2
C. Brown	11	—	320	0	320	29.1
L. Gallman	10	—	276	0	276	27.6

ALL PURPOSE YARDAGE LEADERS											
Player	G	Rush	Rec	PR	KOR	IR	Total	Avg/G			
B. Breedlove	10	0	399	105	420	0	924	92.4			
W. Jones	10	-5	518	42	0	0	555	55.5			
L. Gallman	10	276	100	0	0	0	376	37.6			

TACKLE LEADERS											
Player	G	UA	A	Tot	TFL/Yds	Sacks/Yds	PBU				
D. Spells	11	73	51	124	1-0-4	0-0	3				
M. Allen	11	61	55	116	2-0-5	0-0	2				
D. Jackson	11	34	42	76	1-0-6	3-0-23	3				
E. Sampson	10	36	24	60	0-0	0-0	5				
B. Sherrod	10	35	18	53	7-0-14	0-0	2				
S. Berdan	11	24	25	49	1-0-1	0-0	0				
W. Smith	11	28	18	46	0-0	0-0	4				
P. Anderson	11	22	17	39	2-0-8	1-0-2	0				
K. DuBose	11	24	15	39	2-0-8	0-0	4				
D. Waffle	11	27	12	39	2-0-22	5-0-20	2				
G. Smith	11	22	16	38	1-0-2	1-0-6	0				
D. Marks	8	22	15	37	2-0-14	6-0-30	3				
K. Ligos	11	20	15	35	1-0-1	0-0	0				
Q. McCracken	11	21	10	31	0-0	0-0	4				
G. McConnell	11	21	7	28	0-0	0-0	0				

CAUSED FUMBLES  
—

FUMBLE RECOVERIES  
W. Scoville 6, M. Allen 2, K. DuBose 2, D. Jackson 2, P. Anderson 1, D.

1992

Overall Record: 2-9 ACC: 0-8 (9th)

Head Coach: Barry Wilson  
Assistant Coaches: Eddie Wilson (OC/QB), Dale Strahm (DC/LB), Fred Chatham (Asst HC/RC/TE), Scott Anderson (RB), Rod Broadway (DT), Marvin Brown (WR), Dan Hammerschmidt (DB), Ted Million (OL), Ted Roof (DE)  
Starting Lineup: OFFENSE: QB Spence Fischer, RB Randy Cuthbert, WR Brad Breedlove, WR Stanley Dorsey, TE Dan Clark, FB Tijan Redmon LT Brandon Moore, LG Steve Alderfer, C Jeroenn Egge, RG P.J. Schunke, RT Matt Williams; DEFENSE: DE Duane Marks, DT Scott Youmans, DT David Waffle, DE Travis Pearson, OLB Darrell Spells, ILB Scott Berdan, OLB Brad Sherrod, CB Keith DuBose, S Derrick Jackson, S Sean Thomas, CB Jamal Evans; SPECIAL TEAMS: K Randy Gardner, P Tim Davis  
Captains: Darrell Spells & Randy Cuthbert | Team MVPs: Randy Cuthbert & Scott Berdan  
All-ACC: —  
All-America: — | Academic All-America: —  
Miscellaneous Awards: ACC Brian Piccolo Award (Randy Cuthbert)

S 5	Florida State	A	L	21-48	60,751	FSU 1st ACC game: FSU QB Ward 17-33, 269 yards & 4 TDs; Total yards: Duke 324, FSU 494: Duke 16 rushing yards & 4 TOs
S 12	Vanderbilt	A	L	37-42	40,031	VANDY RB Lewis GW 6-yard TD rush (3:51; 4th); VANDY DB Smith INT of Prince at VANDY 27 (2:43; 4th); Cuthbert 19-110 rushing & 2 TDs
S 19	Rice	H	W	17-12	11,400	Cuthbert 29-149 rushing; 56-minute weather delay (12:44; 1st); Halftime: 0-0; Total offense: Duke 444, RICE 284; RICE 1-12 3rd down
S 26	Virginia	H	L	28-55	24,400	UVA RB Kirby 28-207 rushing; Halftime: UVA, 41-7; Total offense: Duke 230, UVA 511; UVA 37:53 TOP: Jackson 18 tackles; Sherrod 16 tackles
O 10	East Carolina	H	W	45-14	34,100	Cuthbert 23-126 rushing; Halftime: Duke, 28-0; Total offense: Duke 461, ECU 305; Duke defense 3.0 QB sacks & 4 INTs; Dorsey 5-83 receiving
O 17	Clemson	A	L	6-21	78,000	CLEM QB Solomon 16-104 rushing & 1 TD; Total offense: Duke 288, CLEM 278; CLEM defense 10.0 QB sacks; TOs: Duke 4, CLEM 0
O 24	Maryland	H	L	25-27	17,850	MD WR Badgett GW 51-yard TD pass from QB Kaleo (:00; 4th); Badgett 9-218 receiving; Cuthbert 27-101 rushing & 3 TDs; Berdan 10 tackles
O 31	Georgia Tech	A	L	17-20	44,129	GT defense 6.0 QB sacks; Khayat tackled at GT 10 after 46-yard pass from Fischer (:00; 4th); Total offense: Duke 349, GT 216; Cuthbert 18-91 rush
N 7	Wake Forest	H	L	14-28	33,600	WF QB West 23-37, 263 yards & 3 TDs; WF WR Dixon 7-150 receiving & 3 TDs; Total offense: Duke 299, WF 436; TOs: Duke 3, WF 0
N 14	N.C. State	A	L	27-45	46,350	NCS 24 points off 6 Duke TOs; Gallman 231 KOR yards (ACC single-game record); Cuthbert 22-83 rushing; Rushing yards: Duke 74, NCS 197
N 21	North Carolina	H	L	28-31	28,680	UNC WR Brooks GW 20-yard TD pass from QB Thomas (2:06; 4th); UNC sack ends Duke final drive (:43; 4th); Prince 268 passing yards

	1st	2nd	3rd	4th	Total
Duke	63	66	59	77	265
Opponents	108	75	108	52	343
TEAM STATISTICS		Duke		Opponents	
SCORING		265		343	
Points Per Game		24.1		31.2	
FIRST DOWNS		217		217	
Rushing		79		114	
Passing		122		95	
Penalty		16		8	
RUSHING YARDAGE		1,315		2,136	
Yards gained rushing		1,692		2,448	
Yards lost rushing		377		312	
Rushing Attempts		412		503	
Average Per Rush		3.2		4.2	
Average Per Game		119.5		194.2	
TDs Rushing		16		22	
PASSING YARDAGE		2,670		2,360	
Comp-Att-Int		209-395-19		175-296-10	
Average Per Pass		6.8		8.0	
Average Per Catch		12.8		13.5	
Average Per Game		242.7		214.5	
TDs Passing		15		17	
TOTAL OFFENSE		3,985		4,496	
Total Plays		807		799	
Average Per Play		4.9		5.6	
Average Per Game		362.3		408.7	
KICK RETURNS: #-Yards		55-1,271		33-763	
PUNT RETURNS: #-Yards		31-352		35-398	
INT RETURNS: #-Yards		9-157		18-258	
KICK RETURN AVERAGE		23.1		23.1	
PUNT RETURN AVERAGE		11.4		11.4	
INT RETURN AVERAGE		17.4		14.3	
FUMBLES-LOST		26-14		21-11	
PENALTIES-Yards		59-516		80-621	
Average Per Game		46.9		56.5	
PUNTS-Yards		58-2,269		59-2,150	
Average Per Punt		39.1		36.4	
Net punt average		32.3		30.5	
KICKOFFS-Yards		—		—	
Average Per Kick		—		—	
Net kick average		—		—	
TIME OF POSSESSION/Game		28:43		31:17	
3RD-DOWN Conversions		61/167		61/161	
3rd-Down Pct		37%		38%	
4TH-DOWN Conversions		—		—	
4th-Down Pct		—		—	
SACKS BY-Yards		19-109		39-258	
TOUCHDOWNS SCORED		35		46	
FIELD GOALS-ATTEMPTS		7-16		8-15	
ON-SIDE KICKS		—		—	
RED-ZONE SCORES		—		—	
RED-ZONE TOUCHDOWNS		—		—	
PAT-ATTEMPTS		(32-35) 91%		—	

RUSHING												
Player	G	Att	Gain	Loss	Net	Avg	TD	Lg	Avg/G			
R. Cuthbert	11	227	1,066	35	1,031	4.5	6	53	93.7			
R. Baldwin	11	73	322	10	312	4.3	7	26	29.3			
S. Dorsey	11	3	35	0	35	11.7	0	26	3.2			
L. Gallman	11	8	42	10	32	4.0	0	19	2.9			
J.D. Lewis	11	2	3	0	3	1.5	1	2	0.3			
T. Cochran	11	1	0	1	-1	-1.0	0	—	-0.1			
T. Decker	3	1	0	4	-4	-4.0	0	—	-1.3			
R. Wright	11	1	0	4	-4	-4.0	0	—	-0.4			
TEAM	11	1	0	14	-14	-14.0	0	—	-1.3			
S. Prince	11	26	64	81	-17	-0.7	1	11	-1.5			
S. Fischer	9	69	160	218	-58	-0.8	1	20	-6.4			
PASSING												
Player	G	Effic	C-A-I	Pct	Yds	TD	Lg	Avg/G				
S. Fischer	9	124.8	113-197-10	.574	1,505	8	60	167.2				
S. Price	11	102.0	90-183-9	.492	1,090	7	35	99.1				
T. Decker	3	87.9	6-14-0	.429	75	0	20	25.0				
B. Breedlove	11	0.0	0-1-0	0.0	0	0	0	0.0				
RECEIVING												
Player	G	No.	Yds	Avg	TD	Lg	Avg/G					
R. Cuthbert	11	37	345	9.3	1	35	31.4					
D. Clark	11	30	285	9.5	4	29	25.9					
B. Breedlove	11	29	479	16.5	2	36	43.5					
R. Wright	11	26	400	15.4	1	34	36.4					
S. Dorsey	11	23	291	12.7	3	38	26.5					
R. Baldwin	11	23	197	8.6	0	18	17.9					
R. Farmer	11	16	197	12.3	0	20	17.9					
B. Khayat	9	12	207	17.3	1	47	23.0					
J. Jensen	9	11	244	22.2	3	60	27.1					
S. Spurrier	7	1	18	18.0	0	18	2.6					
J.D. Lewis	11	1	7	7.0	0	7	0.6					
SCORING												
Player	TD	FG	Kick	Rush	Rcv	Pass	Dxp	Saf	Pts			
R. Gardner	0	7-16	32-32	0-0	0	0-0	0	0	53			
R. Cuthbert	7	0-0	0-0	0-0	0	0-0	0	0	42			
R. Baldwin	7	0-0	0-0	0-0	0	0-0	0	0	42			
D. Clark	4	0-0	0-0	0-0	0	0-0	0	0	24			
J. Jensen	3	0-0	0-0	0-0	0	0-0	0	0	18			
S. Dorsey	3	0-0	0-0	0-0	0	0-0	0	0	18			
B. Breedlove	2	0-0	0-0	0-0	0	0-0	0	0	12			
R. Farmer	1	0-0	0-0	0-0	0	0-0	0	0	6			
S. Fischer	1	0-0	0-0	0-0	0	0-0	0	0	6			
D. Jackson	1	0-0	0-0	0-0	0	0-0	0	0	6			
B. Khayat	1	0-0	0-0	0-0	0	0-0	0	0	6			
J.D. Lewis	1	0-0	0-0	0-0	0	0-0	0	0	6			
D. Marks	1	0-0	0-0	0-0	0	0-0	0	0	6			
S. Prince	1	0-0	0-0	0-0	0	0-0	0	0	6			
S. Thomas	1	0-0	0-0	0-0	0	0-0	0	0	6			
R. Wright	1	0-0	0-0	0-0	0	0-0	0	0	6			
S. Youmans	0	0-0	0-0	0-0	0	0-0	0	1	2			
PUNTING												
Player	No.	Yds	Avg	Lg	TB	FC	i20	50+	Blk			
T. Davis	51	2,101	41.2	68	—	—	—	—	—			
S. Prince	2	86	43.0	44	—	—	—	—	—			
R. Gardner	1	42	42.0	42	—	—	—	—	—			
S. Fischer	2	40	20.0	27	—	—	—	—	—			

KICKOFF RETURNS									
Player	No.	Yds	Avg	TD	Lg				
B. Breedlove	15	438	29.2	0	83				
L. Gallman	14	433	30.9	0	82				
K. DuBose	9	168	18.7	0	51				
J. Ellis	8	135	16.9	0	33				
G. Gray	4	31	7.8	0	10				
S. Thomas	2	29	14.5	0	23				
K. Gill	2	18	9.0	0	9				
D. Lowman	1	19	19.0	0	19				
PUNT RETURNS									
Player	No.	Yds	Avg	TD	Lg				
K. DuBose	27	301	11.1	0	37				
D. Jackson	0	38	—	1	38				
B. Breedlove	2	6	3.0	0	5				
J. Ellis	1	5	5.0	0	5				
D. Lowman	1	2	2.0	0	2				
INTERCEPTIONS									
Player	No.	Yds	Avg	TD	Lg				
S. Thomas	2	113	56.5	1	84				
T. Edwards	2	24	12.0	0	24				
S. Berdan	1	19	19.0	0	19				
D. Jackson	1	1	1.0	0	1				
D. Spells	1	0	0.0	0	—				
K. DuBose	1	0	0.0	0	—				
J. Ellis	1	0	0.0	0	—				
FIELD GOALS									
Player	FGM-A	Pct	1-19	20-29	30-39	40-49	50+	Lg	Blk
R. Gardner	7-16	.438	—	—	—	—	—	—	—
TOTAL OFFENSE LEADERS									
Player	G	Rush	Pass	Total	Avg/G				
S. Fischer	9	-58	1,505	1,447	160.8				
S. Prince	11	-17	1,090	1,073	97.5				
R. Cuthbert	11	1,031	0	1,031	93.7				
ALL PURPOSE YARDAGE LEADERS									
Player	G	Rush	Rec	PR	KOR	IR	Total	Avg/G	
R. Cuthbert	11	1,031	345	0	0	0	1,376	125.1	
B. Breedlove	11	0	479	0	438	0	917	83.4	
R. Baldwin	11	312	197	0	0	0	505	45.9	
TACKLE LEADERS									
Player	G	UA	A	Tot	TFL/Yds	Sacks/Yds	PBU		
D. Spells	11	71	48	119	6.0-40	3.0-33	0		
S. Berdan	10	57	51	108	2.5-7	1.0-4	1		
D. Jackson	11	25	54	79	3.0-13	1.0-2	2		
D. Waffle	11	40	31	71	17.0-57	4.0-25	1		
B. Sherrod	11	32	38	70	5.0-15	2.0-12	0		
S. Thomas	11	27	25	52	2.0-3	0-0	5		
D. Marks	9	24	25	49	5.5-34	2.5-14	5		
T. Pearson	11	24	24	48	6.0-28	2.5-18	2		
S. Youmans	7	25	21	46	3.0-6	1.0-2	1		
W. Scoville	11	20	19	39	1.0-6	1.0-6	0		
J. Ellis	11	23	14	37	2.0-4	0-0	6		
CAUSED FUMBLES									
S. Berdan 2, K. DuBose 1, T. Edwards 1, D. Marks 1, T. Pearson 1, B. Sherrod 1, S. Thomas 1, D. Waffle 1, S. Wells 1									
FUMBLE RECOVERIES									
D. Marks 2, S. Thomas 2, S. Youmans 2, S. Berdan 1, D. Jackson 1, J. Kirkland 1, D. Spells 1									

1993

Overall Record: 3-8 ACC: 2-6 (T-7th)

Final National Ranking: N/A

Head Coach: Barry Wilson (resigned Nov. 1)  
Assistant Coaches: Buddy Geis (OC/WR), Dale Strahm (DC/LB), Fred Chatham (Asst. HC/RC/TE), Scott Anderson (RB), Rod Broadway (DT), Dan Hammerschmidt (DB), Ted Million (OL), Ted Roof (DE), Eddie Wilson (QB)  
Starting Lineup: OFFENSE: QB Spence Fischer, RB Robert Baldwin, RB David Lowman, WR Brad Breedlove, WR Stanley Dorsey, TE Dan Clark, LT Clarence Collins, LG Steve Alderfer, C Jeroen Egge, RG P.J. Schunke, RT Matt Williams; DEFENSE: DE Duane Marks, DT David Waffle, DT Scott Youmans, DE Travis Pearson, LB John Zuanich, LB Scott Berdan, LB Brad Sherrod, CB Zaid Abdul-Aleem, S Tee Edwards, S Ray Farmer, CB Sean Thomas; SPECIAL TEAMS: K Tom Cochran, P John Krueger  
Captains: Steve Alderfer, Robert Baldwin, Brad Sherrod, Scott Youmans | Team MVP: Matt Williams  
All-ACC: Brad Sherrod<sup>2</sup>, Ray Farmer<sup>3</sup>, John Krueger<sup>3</sup>  
All-America: — | Academic All-America: Travis Pearson<sup>1</sup>  
Miscellaneous Awards: ACC Brian Piccolo Award (Scott Youmans)

S 4	Florida State (-/1)	H	L	7-45	26,800	FSU QB & eventual Heisman Trophy recipient Ward 22-31, 272 yards & 2 TDs; Total offense: Duke 147, FSU 628; Halftime: FSU, 29-0
S 11	Rutgers	A	L	38-39	26,854	RUT K Benestad GW 38-yard FG (1:01; 4th); Cochran 43-yard FGA wide left (:04; 4th); Total offense: Duke 495, RUT 453; Fischer 333 pass yards
S 18	Army West Point	H	W	42-21	21,300	Fischer 29-36, 357 yards & 3 TDs; Total offense: Duke 499, ARMY 301; Halftime: ARMY, 14-13; Breedlove 43-yard PR for TD; Sherrod 11 tackles
S 25	Virginia (-/21)	A	L	0-35	37,700	UVA QB Willis 24-34, 246 yards & 3 TDs; Total offense: Duke 221, UVA 471; Duke 27 net rushing yards & 5 TOs; Sherrod 16 tackles
O 2	Tennessee (-/11)	A	L	19-52	96,173	TENN RB Garner 10-129 rushing; TENN QB Shuler 4 TD passes; Gallman 100-yard KOR for TD; Total offense: Duke 338, TENN 464
O 9	Clemson	H	L	10-13	18,600	CLEM DB McCleon INT of Fischer at CLEM 8 (:03; 4th); Total offense: Duke 378, CLEM 197; Youmans 2-yard FR for TD; Granville 12 tackles
O 16	Maryland	A	L	18-26	31,487	MD QB Milanovich 29-36, 414 yards & 2 TDs; Total offense: Duke 366, MD 525; Cochran 4 FGs (43, 25, 38 & 39); Zuanich 11 tackles & 2.0 TFL
O 23	Wake Forest	A	W	21-13	20,123	Fischer 24-39, 275 yards & 2 TDs; Halftime: WF, 13-7; TOs: Duke 0, WF 3; WF 2 missed FGAs; Duke defense 4.0 QB sacks; Lowman 13-59 rushing
O 30	Georgia Tech	H	L	14-47	30,470	GT QB Davis 14-19, 280 yards & 2 TDs; GT RB Levens 13-90 rushing; Halftime: GT, 21-0; Duke 5 TOs; Total offense: Duke 501, GT 593
N 6	N.C. State	H	W	21-20	15,200	Fischer 2 TD passes; NCS failed PAT pass after WR Hinton 14-yard TD pass from QB Bender trailing 21-20 (2:19; 4th); Halftime: Duke, 21-0
N 30	North Carolina	A	L	24-38	50,000	UNC RB Johnson 24-142 rushing & 3 total TDs (2 rush); Total offense: Duke 430, UNC 524; Fischer 384 passing yards; Dorsey 7-104 receiving

	1st	2nd	3rd	4th	Total
Duke	33	64	36	81	214
Opponents	84	132	68	65	349
TEAM STATISTICS			Duke		Opponents
SCORING			214		349
Points Per Game			19.5		31.7
FIRST DOWNS			237		251
Rushing			74		122
Passing			151		122
Penalty			12		7
RUSHING YARDAGE			1,167		2,235
Yards gained rushing			1,407		2,490
Yards lost rushing			240		255
Rushing Attempts			343		487
Average Per Rush			3.4		4.6
Average Per Game			106.1		203.2
TDs Rushing			9		23
PASSING YARDAGE			3,011		2,624
Comp-Att-Int			250-478-19		194-291-13
Average Per Pass			6.3		9.0
Average Per Catch			12.0		13.5
Average Per Game			273.7		238.5
TDs Passing			14		22
TOTAL OFFENSE			4,178		4,859
Total Plays			821		778
Average Per Play			5.1		6.2
Average Per Game			379.8		441.7
KICK RETURNS: #-Yards			49-947		29-616
PUNT RETURNS: #-Yards			17-150		30-442
INT RETURNS: #-Yards			13-86		18-73
KICK RETURN AVERAGE			19.3		21.2
PUNT RETURN AVERAGE			8.8		14.7
INT RETURN AVERAGE			6.6		4.1
FUMBLES-LOST			17-9		17-11
PENALTIES-Yards			75-671		84-681
Average Per Game			61.0		61.9
PUNTS-Yards			51-2,018		45-1,658
Average Per Punt			38.8		36.8
Net punt average			30.3		33.5
KICKOFFS-Yards			—		—
Average Per Kick			—		—
Net kick average			—		—
TIME OF POSSESSION/Game			30:05		29:55
3RD-DOWN Conversions			69-171		71-145
3rd-Down Pct			40%		49%
4TH-DOWN Conversions			—		—
4th-Down Pct			—		—
SACKS BY-Yards			24-167		21-161
TOUCHDOWNS SCORED			27		48
FIELD GOALS-ATTEMPTS			9-17		7-12
ON-SIDE KICKS			—		—
RED-ZONE SCORES			—		—
RED-ZONE TOUCHDOWNS			—		—
PAT-ATTEMPTS			—		—

RUSHING											
Player	G	Att	Gain	Loss	Net	Avg	TD	Lg	Avg/G		
D. Lowman	11	110	465	26	439	4.0	5	43	39.9		
R. Baldwin	10	70	337	5	332	4.7	1	19	33.2		
T. Redmon	11	58	245	5	240	4.1	1	17	21.8		
T.C. White	10	26	106	10	96	3.7	0	25	9.6		
J.D. Lewis	11	17	48	0	48	2.8	2	7	4.4		
S. Fischer	11	48	167	150	17	0.4	0	25	1.5		
J. Jensen	9	2	14	0	14	7.0	0	13	1.5		
K. Gill	11	1	7	0	7	7.0	0	7	0.6		
L. Gallman	11	1	4	0	4	4.0	0	4	0.4		
S. Spurrier	11	1	0	0	0	0.0	0	0	0.0		
D. Flemming	6	1	0	7	-7	-7.0	0	—	-1.2		
J. Pickens	5	8	14	37	-23	-2.9	0	7	-4.6		
PASSING											
Player	G	Effic	C-A-I	Pct	Yds	TD	Lg	Avg/G			
S. Fischer	11	113.3	213-388-14	.549	2,563	12	80	235.7			
J. Pickens	5	76.2	35-87-5	.402	413	2	36	82.6			
J. Krueger	11	164.7	2-3-0	.667	35	0	22	3.2			
RECEIVING											
Player	G	No.	Yds	Avg	TD	Lg	Avg/G				
S. Dorsey	11	44	678	15.4	4	54	61.6				
B. Breedlove	11	35	524	15.0	2	34	47.6				
R. Baldwin	10	29	268	9.2	0	26	26.8				
S. Spurrier	11	24	299	12.5	1	35	27.2				
D. Lowman	11	21	121	5.8	0	15	11.0				
J. Jensen	9	20	310	15.5	3	80	34.4				
D. Clark	10	19	217	11.4	1	20	21.7				
T. Redmon	11	15	95	6.3	0	18	8.6				
J. Farquhar	11	9	131	14.6	0	24	11.9				
B. Khayat	11	9	76	8.4	3	15	6.9				
J.D. Lewis	11	8	71	8.9	0	32	6.5				
R. Wright	11	7	110	15.7	0	22	10.0				
T.C. White	10	2	23	11.5	0	14	2.3				
D. Flemming	6	2	22	11.0	0	13	3.7				
L. Gallman	11	2	21	10.5	0	12	1.9				
R. Farmer	10	1	22	22.0	0	22	2.2				
J. Galaska	11	1	12	12.0	0	12	1.1				
J. Nicholson	2	1	7	7.0	0	7	3.5				
M. Williams	11	1	4	4.0	0	4	0.4				
SCORING											
Player	TD	FG	Kick	Rush	Rcv	Pass	Dxp	Saf	Pts		
T. Cochran	0	9-17	21-23	—	0	—	0	0	48		
D. Lowman	5	0-0	0-0	—	0	—	0	0	30		
S. Dorsey	4	0-0	0-0	—	1	—	0	0	26		
B. Breedlove	3	0-0	0-0	—	1	—	0	0	20		
J. Jensen	3	0-0	0-0	—	0	—	0	0	18		
B. Khayat	3	0-0	0-0	—	0	—	0	0	18		
J.D. Lewis	2	0-0	0-0	—	0	—	0	0	12		
R. Baldwin	1	0-0	0-0	—	0	—	0	0	6		
D. Clark	1	0-0	0-0	—	0	—	0	0	6		
L. Gallman	1	0-0	0-0	—	0	—	0	0	6		
T. Redmon	1	0-0	0-0	—	0	—	0	0	6		
S. Spurrier	1	0-0	0-0	—	0	—	0	0	6		
S. Thomas	1	0-0	0-0	—	0	—	0	0	6		
S. Youmans	1	0-0	0-0	—	0	—	0	0	6		
PUNTING											
Player	No.	Yds	Avg	Lg	TB	FC	i20	50+	Blk		
J. Krueger	50	1,966	39.3	60	—	—	—	—	—		
S. Fischer	1	52	52.0	52	—	—	—	—	—		

KICKOFF RETURNS											
Player	No.	Yds	Avg	TD	Lg						
L. Gallman	29	674	23.2	1	100						
B. Pollock	6	103	17.2	0	20						
G. Gray	5	58	11.6	0	19						
K. Gill	4	37	9.3	0	17						
R. Wright	3	44	14.7	0	20						
D. Lowman	1	24	24.0	0	24						
B. Breedlove	1	7	7.0	0	7						
PUNT RETURNS											
Player	No.	Yds	Avg	TD	Lg						
B. Breedlove	16	120	7.5	1	44						
S. Wells	1	30	30.0	0	30						
INTERCEPTIONS											
Player	No.	Yds	Avg	TD	Lg						
S. Thomas	4	44	11.0	0	18						
R. Farmer	3	33	11.0	0	21						
T. Edwards	3	0	0.0	0	0						
Z. Abdul-Aleem	2	0	0.0	0	0						
J. Zuanich	1	9	9.0	0	9						
FIELD GOALS											
Player	FGM-A	Pct	1-19	20-29	30-39	40-49	50+	Lg	Blk		
T. Cochran	9-17	.529	—	—	—	—	—	—	—		
TOTAL OFFENSE LEADERS											
Player	G	Plays	Rush	Pass	Total	Avg/G					
S. Fischer	11	—	17	2563	2580	234.5					
D. Lowman	11	—	439	0	439	39.9					
J. Pickens	11	—	-23	413	390	35.5					
ALL PURPOSE YARDAGE LEADERS											
Player	G	Rush	Rec	PR	KOR	IR	Total	Avg/G			
L. Gallman	11	4	21	0	674	0	699	63.5			
S. Dorsey	11	0	678	0	0	0	678	61.6			
B. Breedlove	11	0	524	120	7	0	651	59.2			
TACKLE LEADERS											
Player	G	UA	A	Tot	TFL/Yds	Sacks/Yds	PBU				
B. Sherrod	11	71	42	113	9.0-22	3.0-9	1				
J. Zuanich	11	42	40	82	4.0-11	1.0-8	0				
R. Farmer	10	37	31	68	0-0	0-0	4				
T. Edwards	11	34	32	66	0-0	0-0	1				
D. Waffle	11	34	27	61	7.0-31	3.0-23	0				
S. Thomas	11	39	18	57	1.0-4	0-0	6				
B. Granville	7	27	27	54	1.0-2	0-0	1				
J. Kirkland	11	37	12	49	13.0-55	7.0-45	0				
T. Pearson	11	27	18	45	2.0-4	1.0-7	1				
S. Youmans	9	25	17	42	8.0-39	4.0-28	1				
C. Bagley	11	15	21	36	1.0-6	1.0-6	0				
M. Stallmeyer	11	19	15	34	3.0-15	1.0-12	0				
S. Berdan	4	11	23	34	1.0-1	0	0				
D. Marks	10	17	16	33	1.5-12	2.5-20	1				
B. Holsey	10	18	10	28	3.0-5	0-0	0				
Z. Abdul-Aleem	11	15	13	28	1.0-2	0-0	0				
J. Ritz	9	14	10	24	0-0	0-0	0				
S. Wells	5	14	5	19	0-0	0-0	2				
CAUSED FUMBLES											
T. Edwards 3, D. Marks 2, R. Farmer 1, J. Ritz 1, B. Sherrod 1											
FUMBLE RECOVERIES											
B. Sherrod 2, S											



1994

Overall Record: 8-4 ACC: 5-3 (T-4th)

Head Coach: Fred Goldsmith  
Assistant Coaches: Craig Bohl (DC), Mike Heimerdinger (OC), Rod Broadway (IDL), Fred Chatham (TE/K/Recruit), Joe DeForest (OLB/ST), Jimmy Gonzales (DB), Ken Matous (WR), Jeff McInerney (DE), John Zernhelt (OL)  
Starting Lineup: OFFENSE: QB Spence Fischer, AB Joe Opalenick, BB Robert Baldwin, TE John Farquhar, WR Corey Thomas, WR Jon Jensen, LT Jon Merrill, LG Damon Wallace, C Jereon Egge, RG Chad Melita, RT Matt Williams; DEFENSE: DT Mike Stallmeyer, NG Bernard Holsey, DE James Kirkland, OLB David Hawkins, ILB Carlos Bagley, ILB Billy Granville, OLB John Zuanich, CB Jamal Ellis, SS Zaid Abdul-Aleem, FS Ray Farmer, CB Brandon Pollock; SPECIAL TEAMS: K Tom Cochran, P John Krueger  
Captains: Zaid Abdul-Aleem, Robert Baldwin & Matt Williams | Team MVP: Robert Baldwin  
All-ACC: Robert Baldwin<sup>1</sup>, Matt Williams<sup>1</sup>, John Zuanich<sup>1</sup>, Jeroen Egge<sup>2</sup>, Billy Granville<sup>2</sup>, Bill Khayat<sup>2</sup>  
All-America: Matt Williams<sup>2</sup>, Ray Farmer<sup>3</sup>, Robert Baldwin<sup>TM</sup>, Bill Khayat<sup>TM</sup>  
Miscellaneous Awards: ACC Offensive Player of the Year (Robert Baldwin), ACC Player of the Year (Robert Baldwin), National Coach of the Year (Fred Goldsmith), ACC Coach of the Year (Fred Goldsmith)

S 3	Maryland	H	W	49-16	20,831	Baldwin 33-238 rushing & 4 TDs (Duke single-game yards record); Halftime: Duke, 28-3; Total offense: Duke 531, MD 278; Zuanich 13 tackles
S 10	East Carolina	H	W	13-10	36,420	Cochran GW 28-yard FG (6:14; 4th); Granville PBU ends ECU final drive on 4th-&-1 at Duke 29 (:34; 4th); Granville 13 tackles & 1 INT
S 15	Army West Point	H	W	43-7	24,342	Baldwin 19-83 rushing & 3 TDs; Geis 2 TD receptions; Total offense: Duke 366, ARMY 311; Halftime: Duke, 15-0; Granville 17 tackles
S 24	Georgia Tech	A	W	27-12	40,107	Baldwin 41-162 rushing & 3 TDs; TOS: Duke 0, GT 6; Zuanich 5 tackles, 1.0 TFL, 2 INTs & 1 FR: Granville 4 tackles, 1 INT, 1 FR & 2 PBUs
O 1	Navy	A	W	47-14	25,579	Fischer 23-27, 286 yards & 2 TDs (Duke single-game pass completion percentage record [.852]); Duke 517 total yards; Abdul-Aleem 13 tackles
O 15	Clemson (25/-)	H	W	19-13	29,432	Farmer GW blocked punt recovery in EZ (3:37; 4th); Hawkins sack ends CLEM final drive on 4th-&-9 at Duke 31 (1:13; 4th); Zuanich 14 tackles
O 22	Wake Forest (20/-)	A	W	51-26	21,445	Baldwin 26-157 rushing; Duke led 27-0 after 1st quarter; Duke defense 4.0 QB sacks; WF 6 TOS; Zuanich 7 tackles & 62-yard FR for TD
O 29	Florida State (16/9)	A	L	20-59	73,899	FSU QB Kannel 23-41, 394 yards & 3 TDs; Halftime: FSU, 38-6; Total offense: Duke 225, FSU 620; Baldwin 22-96 rushing; Fisher 2 TD passes
N 5	Virginia (23/13)	H	W	28-25	33,941	Farmer INT ends UVA final drive (:00; 4th); Fischer 3 total TDs (2 rush); Total offense: Duke 315, UVA 402; Duke defense 3.0 QB sacks & 3 INTs
N 12	N.C. State (19/-)	A	L	23-24	53,900	NCS K Videtich GW PAT after WR Guffie 2-yard TD pass from QB Harvey (5:50; 4th); Cochran 51-yard FGA wide left (1:50; 4th)
N 19	North Carolina (24/21)	H	L	40-41	40,103	UNC WR Barnes GW 71-yard TD pass from QB Thomas (2:01; 4th); Cochran 60-yard FGA short (:00; 4th); Fischer 33-57, 395 yards & 4 TDs
J 2	+Wisconsin (25/-)	N <sup>1</sup>	L	20-34	61,384	WIS RB Fletcher 39-241 rushing; Fischer 28-46, 314 yards; Baldwin 2 rushing TDs; Khayat 11-109 receiving; Farmer 10 tackles; Duke 4 TOS
N <sup>1</sup> Tampa, Fla.						
+ Hall of Fame Bowl						

	1st	2nd	3rd	4th	Total
Duke	99	84	76	101	360
Opponents	34	71	80	62	247
TEAM STATISTICS	Duke		Opponents		
SCORING	360		247		
Points Per Game	32.7		22.5		
FIRST DOWNS	228		222		
Rushing	92		94		
Passing	123		108		
Other	13		20		
RUSHING YARDAGE	1,636		1,410		
Yards gained rushing	1,859		1,807		
Yards lost rushing	223		397		
Rushing Attempts	435		412		
Average Per Rush	3.8		3.4		
Average Per Game	148.7		128.2		
TDs Rushing	21		13		
PASSING YARDAGE	2,468		2,798		
Comp-Att-Int	216-367-9		199-376-17		
Average Per Pass	6.7		7.4		
Average Per Catch	11.4		14.1		
Average Per Game	224.4		254.4		
TDs Passing	19		17		
TOTAL OFFENSE	4,104		4,208		
Total Plays	802		788		
Average Per Play	5.1		5.3		
Average Per Game	373.1		382.5		
KICK RETURNS: #-Yards	36-685		56-1,304		
PUNT RETURNS: #-Yards	26-300		27-184		
INT RETURNS: #-Yards	17-200		9-18		
KICK RETURN AVERAGE	19.0		23.3		
PUNT RETURN AVERAGE	11.2		6.8		
INT RETURN AVERAGE	11.8		2.0		
FUMBLES-LOST	13-4		31-12		
PENALTIES-Yards	87-694		80-630		
Average Per Game	63.1		57.3		
PUNTS-Yards	62-2,587		65-2,345		
Average Per Punt	41.7		36.1		
Net punt average	38.8		31.5		
KICKOFFS-Yards	—		—		
Average Per Kick	—		—		
Net kick average	—		—		
TIME OF POSSESSION/Game	31:18		28:42		
3RD-DOWN Conversions	61/161		52/160		
3rd-Down Pct	38%		33%		
4TH-DOWN Conversions	—		—		
4th-Down Pct	—		—		
SACKS BY-Yards	30-203		17-95		
TOUCHDOWNS SCORED	46		32		
FIELD GOALS-ATTEMPTS	13-22		9-13		
ON-SIDE KICKS	—		—		
RED-ZONE SCORES	—		—		
RED-ZONE TOUCHDOWNS	—		—		
PAT-ATTEMPTS	(41-46) 89%		(25-32) 78%		

RUSHING										
Player	G	Att	Gain	Loss	Net	Avg	TD	Lg	Avg/G	
R. Baldwin	11	276	1,236	49	1,187	4.3	12	44	107.9	
D. Lowman	11	30	156	2	154	5.1	4	29	14.0	
M. DeOrlo	8	16	106	0	106	6.6	0	55	13.3	
T.C. White	6	21	114	8	106	5.0	1	36	17.7	
S. Fischer	11	62	153	127	26	0.4	3	16	2.4	
C. London	11	10	27	1	26	2.6	0	5	2.4	
T. Redmon	11	2	21	0	21	10.5	0	17	1.9	
L. Marshall	11	6	18	2	16	2.7	0	7	1.5	
D. Green	3	3	16	1	15	5.0	0	9	5.0	
C. Thomas	11	1	7	0	7	7.0	1	7	0.6	
R. Wright	11	2	5	0	5	2.5	0	3	0.5	
J. Pickens	6	7	0	33	-33	-4.7	0	—	-5.5	
PASSING										
Player	G	Effic	C-A-I	Pct	Yds	TD	Lg	Avg/G		
S. Fischer	11	125.1	204-346-8	.590	2,285	16	75	207.7		
J. Pickens	6	168.8	11-18-1	.611	176	2	50	29.3		
D. Green	3	488.8	1-1-0	1.000	7	1	7	2.3		
J. Krueger	11	—	0-1-0	.000	0	0	—	0.0		
J. Jensen	11	—	0-1-0	.000	0	0	—	0.0		
RECEIVING										
Player	G	No.	Yds	Avg	TD	Lg	Avg/G			
B. Khayat	11	49	562	11.5	2	35	51.1			
J. Jensen	11	45	526	11.7	2	75	47.8			
C. Thomas	11	37	558	15.1	8	44	50.7			
R. Baldwin	11	36	258	7.2	1	27	23.5			
J. Farquhar	11	22	296	13.5	2	27	29.6			
J. Nicholson	5	6	64	10.7	0	14	12.8			
J. Opalenick	9	6	53	8.8	0	13	5.9			
T. Redmon	11	4	42	10.5	1	13	3.8			
D. Lowman	11	4	22	5.5	0	6	2.0			
R. Wright	11	3	19	6.3	0	11	1.7			
A. Geis	11	2	57	28.5	2	50	5.2			
M. DeOrlo	8	2	11	5.5	1	9	1.4			
SCORING										
Player	TD	FG	Kick	Rush	Rcv	Pass	Dxp	Saf	Pts	
R. Baldwin	13	0-0	0-0	0-0	0	0-0	0	0	78	
T. Cochran	0	13-22	37-40	0-0	0	0-0	0	0	76	
C. Thomas	9	0-0	0-0	0-0	0	0-0	0	0	54	
D. Lowman	4	0-0	0-0	0-0	0	0-0	0	0	24	
S. Fischer	3	0-0	0-0	0-0	0	0-1	0	0	18	
J. Farquhar	2	0-0	0-0	0-0	0	0-0	0	0	12	
A. Geis	2	0-0	0-0	0-0	0	0-0	0	0	12	
J. Jensen	2	0-0	0-0	0-0	0	0-0	0	0	12	
B. Khayat	2	0-0	0-0	0-0	0	0-0	0	0	12	
T. Redmon	2	0-0	0-0	0-0	0	0-0	0	0	12	
J. Zuanich	2	0-0	0-0	0-0	0	0-0	0	0	12	
C. Bunch	1	0-0	0-0	0-0	0	0-0	0	0	6	
M. DeOrlo	1	0-0	0-0	0-0	0	0-0	0	0	6	
R. Farmer	1	0-0	0-0	0-0	0	0-0	0	0	6	
S. Wells	1	0-0	0-0	0-0	0	0-0	0	0	6	
T.C. White	1	0-0	0-0	0-0	0	0-0	0	0	6	
B. Boston	0	0-0	4-4	0-0	0	0-0	0	0	4	
TEAM	0	0-0	0-1	0-0	0	0-0	0	2	4	
PUNTING										
Player	No.	Yds	Avg	Lg	TB	FC	i20	50+	Blk	
J. Krueger	58	2,430	41.9	60	—	—	—	—	1	
S. Fischer	3	157	52.3	74	—	—	—	—	0	
TEAM	11	1	0.0	—	—	—	—	—	0	

KICKOFF RETURNS								
Player	No.	Yds	Avg	TD	Lg			
A. Geis	13	232	17.8	0	29			
T. Redmon	11	265	24.1	0	36			
B. Pollock	8	155	19.4	0	29			
C. London	2	18	9.0	0	14			
D. Lowman	2	15	7.5	0	10			
PUNT RETURNS								
Player	No.	Yds	Avg	TD	Lg			
A. Geis	20	188	9.4	0	29			
S. Wells	1	48	48.0	0	48			
C. Thomas	1	21	21.0	0	21			
R. Farmer	1	20	20.0	1	20			
B. Luetgert	1	19	19.0	0	19			
T. Redmon	1	3	3.0	0	3			
R. Wright	1	1	1.0	0	1			
INTERCEPTIONS								
Player	No.	Yds	Avg	TD	Lg			
B. Pollock	3	55	18.3	0	44			
Z. Abdul-Aleem	3	0	0.0	0	—			
S. Wells	2	52	26	1	27			
J. Zuanich	2	35	17.5	0	35			
B. Granville	2	19	9.5	0	12			
R. Farmer	2	0	0.0	0	—			
T. Settles	1	28	28.0	0	28			
L. McQueen	1	11	11.0	0	11			
T. Edwards	1	0	0.0	0	—			
FIELD GOALS								
Player	FGM-A	Pct	10-29	30-39	40-49	50+	Lg	Blk
T. Cochran	13-22	.591	6-7	4-4	3-8	0-3	44	—
TOTAL OFFENSE LEADERS								
Player	G	Plays	Rush	Pass	Total	Avg/G		
S. Fischer	11	—	26	2,285	2,311	210.1		
R. Baldwin	11	—	1187	0	1,187	107.9		
D. Lowman	11	—	154	0	154	14.0		
ALL PURPOSE YARDAGE LEADERS								
Player	G	Rush	Rec	PR	KOR	IR	Total	Avg/G
R. Baldwin	11	1,187	258	0	0	0	1,445	131.4
C. Thomas	11	7	558	21	0	0	586	53.3
A. Geis	11	0	57	188	232	0	477	43.4
TACKLE LEADERS								
Player	G	UA	A	Tot	TFL/Yds	Sacks/Yds	PBU	
B. Granville	11	69	46	115	8.5-41	2.5-20	7	
J. Zuanich	11	64	36	100	16.0-72	5.0-49	0	
C. Bagley	11	58	36	94	2.0-10	1.0-9	3	
R. Farmer	11	53	29	82	6.0-12	0-0	3	
D. Hawkins	11	34	35	69	14.0-74	6.0-44	2	
Z. Abdul-Aleem	11	36	31	67	4.0-5	0-0	2	
J. Kirkland	11	27	40	67	8.0-49	2.0-12	2	
B. Pollock	11	33	19	52	0-0	0-0	1	
J. Ellis	11	36	14	50	1.0-1	0-0	10	
B. Holsey	11	19	24	43	7.0-34	0-0	2	
CAUSED FUMBLES								
D. Hawkins 6, Z. Abdul-Aleem 2, C. Bagley 2, R. Farmer 2, B. Granville 2, J. Kirkland 2, O. Adwaters 1, A. Bullock 1, T. Edwards 1								
FUMBLE RECOVERIES								
J. Zuanich 4, Z. Abdul-Aleem 1, C. Bunch 1, T. Edwards 1, R. Farmer 1, B. Granville 1, J. Kirkland 1, T. Redmon 1, E. Scheidt 1								

1995

Overall Record: 3-8 ACC: 1-7 (8th)

Final National Ranking: N/A

Head Coach: Fred Goldsmith

Assistant Coaches: Jeff McInerney (DC/ILB), John Zernhelt (OC/OL), Larry Beckish (OB), Fred Chatham (TE/K/RC), Joe DeForest (OLB/ST), Jimmy Gonzales (DE), Cliff Lewis (IDL), Ken Matous (WR), Greg Williams (DB)

Starting Lineup: OFFENSE: QB Spence Fischer, AB Joe Opalenick, BB Lymarr Marshall, TE Bill Khayat, WR Corey Thomas, WR Marc Wilson, LT Jon Merrill, LG Patrick Mannelly, C Jereon Egge, RG Chad Melita, RT Phillip Chappell DEFENSE: DT Mike Stallmeyer, NG Bernard Holsey, DE Orlando Adwaters, OLB James Kirkland, ILB Carlos Bagley, ILB Billy Granville, OLB John Zuanich, SS Tawambi Settles, FS Ray Farmer, CB Desi Thomas, CB Sidney Wells SPECIAL TEAMS: K Tom Cochran, P John Krueger, LS Patrick Mannelly

Captains: Spence Fischer & Jon Merrill | Team MVP: Ray Farmer

All-ACC: Ray Farmer<sup>1</sup>, Jeff Hodrick<sup>2</sup>, Bill Khayat<sup>2</sup>, Tom Cochran<sup>HM</sup>, Jeroen Egge<sup>HM</sup>, Spencer Fisher<sup>HM</sup>, James Kirkland<sup>HM</sup>, John Krueger<sup>HM</sup>, John Merrill<sup>HM</sup>, Corey Thomas<sup>HM</sup>

All-America: — | Academic All-America: —

Miscellaneous Awards: —

S 2	+Florida State	N <sup>1</sup>	L	26-70	51,200	FSU RB Dunn 9-124 rushing & 1 TD; Total offense: Duke 404, FSU 797; Fischer 20-39, 227 yards & 2 TDs; Farmer 2 blocked PATs
S 9	Rutgers	H	W	24-14	25,400	Opalenick GW 13-yard TD pass from Fischer (4:08; 4th); Halftime: 14-14; Total offense: Duke 284, RUT 426; RUT 7 TOs; Pollock 2 INTs
S 16	Army West Point	A	W	23-21	33,031	Cochran GW 28-yard FG (:04; 4th); Fischer 32-50, 362 yards & 2 TDs; Marshall 20-90 rushing; Farmer 21 tackles; ARMY 2 passing yards
S 23	Maryland	A	L	28-41	41,013	MD RB Rodgers 13-103 rushing & 2 TDs; MD QB Cummings 299 passing yards; Total offense: Duke 341, MD 544; Marshall 31-115 rushing & 2 TDs
S 30	Navy	H	L	9-30	29,400	NAVY QB McCoy 22-144 rushing & 1 TD; Rushing yards: Duke 17, NAVY 377; Fischer 241 passing yards; Granville 14 tackles; Farmer 10 tackles
O 7	Georgia Tech	H	L	21-37	20,110	GT QB Davis 12-18, 206 passing + 12-130 rushing; GT RB Williams 35-185 & 2 TDs; Total offense: Duke 247, GT 518; Duke 1-8 3rd down
O 14	Virginia	A	L	30-44	40,200	UVA QB Groh 20-41, 346 yards & 4 TDs; UVA 18 straight points to erase 24-13 halftime deficit; Fischer 360 passing yards & 3 TDs
O 21	N.C. State	H	L	38-41	24,117	NCS RB Stephens 15-121 rushing & 1 TD; NCS DB Davis INT ends Duke final drive at NCS 5 (:26; 4th); NCS 11-14 3rd down
O 28	Wake Forest	H	W	42-26	31,752	Marshall 22-70 rushing & 3 TDs; Halftime: Duke, 28-0; WF QB LaRue 55-78, 478 yards & 4 TDs (NCAA single-game record for completions)
N 11	Clemson	A	L	17-34	63,000	CLEM RB Priestner 32-263 rushing & 1 TD; CLEM 433 rush yards; Duke 3 TOs; Halftime: CLEM, 17-0; Hodrick 7-88 receiving; McQueen 11 tackles
N 18	North Carolina	A	L	24-28	47,000	UNC WR Jones GW 4-yard TD pass from Thomas (9:32; 4th); UNC ends Duke final drive with INT (:22; 4th); Total offense: Duke 235, UNC 409

N<sup>1</sup> Orlando, Fla.

+ Texaco Star Classic

	1st	2nd	3rd	4th	Total
Duke	79	85	58	60	282
Opponents	71	132	103	80	386

TEAM STATISTICS	Duke	Opponents
SCORING	282	386
Points Per Game	25.6	35.1
FIRST DOWNS	209	263
Rushing	77	147
Passing	120	105
Penalty	12	11
RUSHING YARDAGE	1,181	2,956
Yards gained rushing	1,372	3,132
Yards lost rushing	191	176
Rushing Attempts	341	543
Average Per Rush	3.5	5.4
Average Per Game	107.4	268.7
TDs Rushing	21	28
PASSING YARDAGE	2,718	2,392
Comp-Att-Int	261-448-14	200-326-12
Average Per Pass	6.1	7.3
Average Per Catch	10.4	12.0
Average Per Game	247.1	217.5
TDs Passing	12	21
TOTAL OFFENSE	3,899	5,348
Total Plays	789	869
Average Per Play	4.9	6.2
Average Per Game	354.5	486.2
KICK RETURNS: #-Yards	55-1,201	38-901
PUNT RETURNS: #-Yards	32-183	32-262
INT RETURNS: #-Yards	12-95	11-80
KICK RETURN AVERAGE	21.8	23.7
PUNT RETURN AVERAGE	8.7	8.2
INT RETURN AVERAGE	7.9	7.3
FUMBLES-LOST	15-11	23-15
PENALTIES-Yards	65-549	66-530
Average Per Game	49.9	48.2
PUNTS-Yards	65-2,685	50-1,720
Average Per Punt	41.3	34.4
Net punt average	37.3	30.7
KICKOFFS-Yards	—	—
Average Per Kick	—	—
Net kick average	—	—
TIME OF POSSESSION/Game	28:20	31:40
3RD-DOWN Conversions	52/155	38/901
3rd-Down Pct	34%	36%
4TH-DOWN Conversions	—	—
4th-Down Pct	—	—
SACKS BY-Yards	10-59	16-89
TOUCHDOWNS SCORED	34	51
FIELD GOALS-ATTEMPTS	14-18	13-18
ON-SIDE KICKS	—	—
RED-ZONE SCORES	—	—
RED-ZONE TOUCHDOWNS	—	—
PAT-ATTEMPTS	(32-33) 97%	(35-43) 81%

RUSHING

Player	G	Att	Gain	Loss	Net	Avg	TD	Lg	Avg/G
L. Marshall	11	188	741	33	708	3.8	13	32	64.4
C. London	11	62	310	19	291	4.7	5	51	26.5
S. Fischer	11	64	215	111	104	1.6	3	27	9.5
D. Rasheed	11	14	78	4	74	5.3	0	14	6.7
D. Green	3	4	13	9	4	1.0	0	13	1.3
M. DeOrio	11	3	8	5	3	1.0	0	7	0.3
T. Redmon	11	1	3	0	3	3.0	0	3	0.3
J. Hendrick	11	1	1	0	1	1.0	0	1	0.1
TEAM	11	1	0	1	-1	-1.0	0	—	-0.1
R. Owens	11	3	3	9	-6	-2.0	0	3	-0.5

PASSING

Player	G	Effic	C-A-I	Pct	Yds	TD	Lg	Avg/G
S. Fischer	11	112.3	256-438-14	.584	2,668	12	63	242.5
D. Green	3	78.4	4-8-0	.500	27	0	10	9.0
J. Hodrick	11	146.6	1-2-0	.500	23	0	23	2.1

RECEIVING

Player	G	No.	Yds	Avg	TD	Lg	Avg/G
M. Wilson	11	47	531	11.3	2	61	48.3
C. Thomas	11	45	505	11.2	6	44	45.9
J. Hodrick	11	34	396	11.6	0	44	36.0
R. Owens	11	24	239	10.0	0	63	21.7
L. Marshall	11	24	161	6.7	0	18	14.6
B. Khayat	5	23	192	6.7	1	18	38.4
J. Opalenick	8	22	240	10.9	2	28	30.0
G. Ford	11	11	135	12.3	0	28	12.3
C. London	11	11	70	6.4	0	12	6.4
D. Flemming	11	8	111	13.9	1	23	10.1
T. Redmon	11	7	65	9.3	0	17	5.9
M. DeOrio	11	2	38	19.0	0	29	3.5
S. Fischer	11	1	23	23.0	0	23	2.1
C. Tate	10	1	7	7.0	0	7	0.7
A. Geis	7	1	5	5.0	0	5	0.7

SCORING

Player	TD	FG	Kick	Rush	Rcv	Pass	Dxp	Saf	Pts
L. Marshall	13	0-0	0-0	0-0	0	0-0	0	0	78
T. Cochran	0	14-18	32-33	0-0	0	0-0	0	0	74
C. Thomas	6	0-0	0-0	0-0	0	0-0	0	0	36
C. London	5	0-0	0-0	0-0	0	0-0	0	0	30
S. Fischer	3	0-0	0-0	0-0	0	1-1	0	0	18
M. Wilson	2	0-0	0-0	0-0	1	0-0	0	0	14
J. Opalenick	2	0-0	0-0	0-0	0	0-0	0	0	12
B. Khayat	1	0-0	0-0	0-0	0	0-0	0	0	6
A. Moyer	1	0-0	0-0	0-0	0	0-0	0	0	6
D. Flemming	1	0-0	0-0	0-0	0	0-0	0	0	6
T. Settles	0	0-0	0-0	0-0	0	0-0	1	0	2

PUNTING

Player	No.	Yds	Avg	Lg	TB	FC	i20	50+	Blk
J. Krueger	62	2517	40.6	66	—	—	—	—	0
S. Fischer	3	168	56.0	58	—	—	—	—	0

KICKOFF RETURNS

Player	No.	Yds	Avg	TD	Lg
T. Redmon	45	1,065	23.7	0	85
C. Tate	5	99	19.8	0	27
C. London	3	19	6.3	0	10
J. Hodrick	1	11	11.0	0	11
M. DeOrio	1	7	7.0	0	7

PUNT RETURNS

Player	No.	Yds	Avg	TD	Lg
R. Owens	12	115	9.6	0	29
A. Geis	8	49	6.1	0	35
D. Flemming	1	19	19.0	0	19

INTERCEPTIONS

Player	No.	Yds	Avg	TD	Lg
B. Pollock	2	17	8.5	0	17
T. Settles	2	7	3.5	0	7
S. Wells	2	0	0	0	—
R. Farmer	2	-2	-1.0	0	—
A. Moyer	1	40	40.0	1	40
C. Egbuniwe	1	20	20.0	0	20
B. Granville	1	13	13.0	0	13
D. Thomas	1	0	0.0	0	—

FIELD GOALS

Player	FGM-A	Pct	10-29	30-39	40-49	50+	Lg	Blk
T. Cochran	14-18	.778	8-8	4-5	2-5	0-0	45	—

TOTAL OFFENSE LEADERS

Player	G	Plays	Rush	Pass	Total	Avg/G
S. Fischer	11	—	104	2,668	2,772	252.0
L. Marshall	11	—	708	0	708	64.4
C. London	11	—	291	0	291	26.5

ALL PURPOSE YARDAGE LEADERS

Player	G	Rush	Rec	PR	KOR	IR	Total	Avg/G
T. Redmon	11	3	65	0	1,065	0	1,133	103.0
L. Marshall	11	708	161	0	0	0	869	79.0
M. Wilson	11	0	531	0	0	0	531	48.3

TACKLE LEADERS

Player	G	UA	A	Tot	TFL/Yds	Sacks/Yds	PBU
R. Farmer	11	72	39	111	4-8	0-0	6
C. Bagley	11	56	40	96	3.5-15	1-5	2
C. Egbuniwe	11	55	29	84	0-0	0-0	3
T. Settles	11	48	28	76	5-10	0-0	2
B. Granville	6	49	21	70	3-6	0-0	0
J. Kirkland	11	38	17	56	14-31	2-7	0
S. Wells	11	37	16	53	3-7	0-0	8
J. Zuanich	10	28	25	53	1-5	0-0	1
M. Stallmeyer	11	32	19	51	3-7	1-5	1
L. McQueen	8	31	12	43	2-5	0-0	1
O. Adwaters	11	22	17	39	8-20	0-0	0
D. Thomas	11	30	8	38	0.5-1	0-0	6
B. Holsey	10	25	13	38	3-9	1-3	1
E. Scanlan	11	15	19	34	3-10	0-0	0
B. McCormack	11	17	10	27	4-23	2-18	1
K. Holley	11	16	6	22	1-3	0-0	1
T. Edwards	7	7	13	20	0-0	0-0	0
A. Moyer	11	11	8	19	0-0	0-0	0
C. Norkus	11	8	8	16	0-0	0-0	0
J. Ritz	11	11	5	16	0-0	0-0	0
J. Kovach	11	9	5	14	0-0	0-0	0
B. Pollock	10	10	3	13	0-0	0-0	1
E. Scheidt	11	7	5	12	1-3	1-3	0

CAUSED FUMBLES

C. Bagley 4, B. Granville 2, J. Kirkland 2, C. Thomas 2, C. Bunch 1, L. McQueen 1, E. Scheidt 1, T. Settles 1, S. Wells 1

FUMBLE RECOVERIES

O. Adwaters 2, B. Granville 2, E. Scheidt 2, J. Zuanich 2, R. Farmer 1, J. Kirkland 1, J. Kovach 1, B. McCormack 1, M. Stallmeyer 1, J. Ritz 1, S. Wells 1

1996

Overall Record: 0-11 ACC: 0-8 (9th)

Head Coach: Fred Goldsmith  
Assistant Coaches: Larry Beckish (OC/OB), Bob Trott (DC/DB), Scott Brown (DL), Fred Chatham (TE/K/Recruit), Joe DeForest (OLB/ST), Joe DeLamielleure (OL), George Edwards (ILB), Clay Helton (RB), Ken Matous (WR)  
Starting Lineup: OFFENSE: QB Dave Green, AB Reco Owens, BB Lymarr Marshall, WR Corey Thomas, WR Dominique Flemming, TE Gerald Ford, LT Phillip Chappell, LG Lennie Friedman, C John Gordon, RG Chad Melita, RT Austin Smithwick DEFENSE: DT Chris Combs, NG Eric Scanlan, DE Chris Ruzic, OLB Brian McCormack, ILB Chike Egbuniwe, ILB Billy Granville, OLB LeVance McQueen, SS Darius Clark, FS Tawambi Settles, CB Alonzo Moyer, CB Kenan Holley SPECIAL TEAMS: K Sims Lenhardt, P John Krueger, LS Patrick Mannelly  
Captains: Gerald Ford, Billy Granville & John Krueger | Team MVP: Billy Granville  
All-ACC: John Krueger<sup>2</sup>  
All-America: — | Academic All-America: —  
Miscellaneous Awards: —

S 7	Florida State (-/3)	A	L	7-44	70,161	FSU RB Dunn 14-70 & 1 TD; Halftime: FSU, 27-0; FSU DE Wilson 13 tackles, 3.0 TFL & 3 PBUs; Duke 91 total yards, 6 TOs & 4-18 3rd down
S 14	Northwestern	H	L	13-38	29,321	NW RB D. Autry 23-157 rushing & 2 TDs; Halftime: NW, 18-10; NW 20 straight points to open 2nd half; Thomas 8-95 receiving; Duke 4 TOs
S 21	Army West Point	A	L	17-35	36,049	ARMY QB McCAda 7-8, 225 passing & 1 TD + 20-88 rushing & 2 TDs; Total offense: Duke 324, ARMY 529; Thomas 7-73 receiving
S 26	Georgia Tech	A	L	22-48	44,145	GT QB Hamilton 15-19, 207 passing & 2 TDs; Halftime: GT, 38-0; GT 2 defensive TDs; Rader 13-26, 144 yards & 1 TD; Wilks 8-70 rushing
O 5	Navy	A	L	27-64	31,365	NAVY RB Nelson 15-118 rushing; Halftime: 21-21; NAVY 43 straight points to open 2nd half; Total offense: Duke 379, NAVY 478; Duke 7 TOs
O 12	Clemson	H	L	6-13	22,586	CLEM QB Greene 13-24, 231 yards & 1 TD; Total offense: Duke 300, CLEM 369; Rader 15-25, 165 yards; Settles 12 tackles & 1 INT; Lenhardt 2 FGs
O 26	Maryland	H	L	19-22	18,751	MD RB Rodgers 31-176 rushing; Wilks 19-137 rushing & 2 TDs; Duke lost fumble ends final drive at MD 40 (3:17; 4th); Granville 12 tackles
N 2	Virginia (-/16)	H	L	3-27	28,276	UVA RB Barber 24-125 rushing & 2 TDs; Halftime: UVA, 27-0; Duke 145 total yards & 3 TOs; Wilks 16-49 rushing; Clark 9 tackles & 2.0 TFL
N 9	N.C. State	A	L	22-44	47,200	NCS RB Stephens 23-108 rushing & 1 TD; Total offense: Duke 375, NCS 415; TOs: Duke 3, NCS 1; NCS led 38-7 after 3 quarters; Settles 10 tackles
N 16	Wake Forest	A	L	16-17	17,842	WF K Burkick GW PAT after WR Clark 13-yard TD pass from OB Kuklick (1:27; 4th); Lenhardt 49-yard FGA short (:35; 4th); Duke 449 yards
N 23	North Carolina	H	L	10-27	30,264	UNC RB L. Johnson 30-167 rushing & 2 TDs; Green 18-33, 233 yards & 1 TD; Total offense: Duke 258, UNC 471; Duke 25 net rushing yards

	1st	2nd	3rd	4th	Total
Duke	17	67	27	51	162
Opponents	74	147	81	77	379

TEAM STATISTICS	Duke	Opponents
SCORING	162	379
Points Per Game	14.7	34.5
FIRST DOWNS	192	214
Rushing	79	116
Passing	94	88
Penalty	19	10
RUSHING YARDAGE	1,144	2,280
Yards gained rushing	1,559	2,567
Yards lost rushing	415	287
Rushing Attempts	400	511
Average Per Rush	2.9	4.5
Average Per Game	104.0	207.3
TDs Rushing	8	22
PASSING YARDAGE	2,061	2,188
Comp-Att-Int	186-349-12	148-262-5
Average Per Pass	5.9	8.4
Average Per Catch	11.1	14.8
Average Per Game	187.4	198.9
TDs Passing	17	16
TOTAL OFFENSE	3,205	4,468
Total Plays	749	686
Average Per Play	4.3	6.5
Average Per Game	291.4	406.2
KICK RETURNS: #-Yards	54-944	38-738
PUNT RETURNS: #-Yards	19-110	33-526
INT RETURNS: #-Yards	5-22	12-92
KICK RETURN AVERAGE	17.5	19.4
PUNT RETURN AVERAGE	5.8	15.9
INT RETURN AVERAGE	4.4	7.7
FUMBLES-LOST	29-20	18-10
PENALTIES-Yards	50-423	89-731
Average Per Game	38.5	66.5
PUNTS-Yards	63-2,767	51-1,959
Average Per Punt	43.9	38.4
Net punt average	—	—
KICKOFFS-Yards	—	—
Average Per Kick	—	—
Net kick average	—	—
TIME OF POSSESSION/Game	29:08	30:52
3RD-DOWN Conversions	48/154	68/164
3rd-Down Pct	31%	42%
4TH-DOWN Conversions	3/17	8/13
4th-Down Pct	18%	62%
SACKS BY-Yards	24-119	37-165
TOUCHDOWNS SCORED	19	47
FIELD GOALS-ATTEMPTS	9-15	19-25
ON-SIDE KICKS	—	—
RED-ZONE SCORES	—	—
RED-ZONE TOUCHDOWNS	—	—
PAT-ATTEMPTS	(15-18) 83%	(38-43) 88%

RUSHING										
Player	G	Att	Gain	Loss	Net	Avg	TD	Lg	Avg/G	
L. Wilks	11	116	588	34	554	4.8	2	56	50.4	
L. Marshall	11	115	428	38	390	3.4	3	18	35.5	
D. Rasheed	10	31	166	4	162	5.2	1	26	16.2	
C. London	11	12	39	2	37	3.1	0	15	3.4	
C. Thomas	11	2	38	6	32	16.0	0	38	2.9	
R. Owens	11	9	17	5	12	1.3	0	6	1.1	
D. Green	8	48	120	112	8	0.2	1	17	1.0	
M. DeOrio	10	1	4	0	4	4.0	0	4	0.4	
J. Hodrick	11	1	4	0	4	4.0	0	4	0.4	
M. Rader	7	51	136	142	-6	-0.1	1	15	-0.9	
J. Krueger	11	1	0	11	-11	-11.0	0	—	-1.0	
TEAM	11	1	0	13	-13	-13.0	0	—	-1.2	
K. Thompson	5	12	19	48	-29	-2.4	0	7	-5.8	

PASSING										
Player	G	Rtng	C-A-I	Pct	Yds	TD	Lg	Avg/G		
D. Green	8	106.5	88-165-3	.533	958	4	43	119.8		
M. Rader	7	110.3	85-150-6	.567	905	5	67	129.3		
K. Thompson	5	82.4	12-32-3	.375	164	2	37	32.8		
J. Krueger	11	385.6	1-1-0	1.000	34	0	34	3.1		
J. Hodrick	11	0.0	0-1-0	.000	0	0	0	0.0		

RECEIVING										
Player	G	No.	Yds	Avg	TD	Lg	Avg/G			
C. Thomas	11	38	527	13.9	4	67	47.9			
J. Hodrick	11	34	350	10.3	1	38	31.8			
R. Owens	11	23	194	8.4	2	22	17.6			
M. Wilson	11	17	217	12.8	1	38	19.7			
G. Ford	11	14	116	8.3	0	16	10.5			
L. Marshall	11	13	118	9.1	0	26	10.7			
L. Wilks	11	12	67	5.6	0	16	6.1			
J. Opalenick	11	10	105	10.5	0	23	9.5			
D. Flemming	11	9	143	15.9	1	45	13.0			
S. Montgomery	11	9	134	14.9	1	37	12.2			
R. Flowers	11	5	51	10.2	1	15	4.6			
K. Holley	11	1	34	34.0	0	34	3.1			
M. DeOrio	10	1	5	5.0	0	5	0.5			

SCORING										
Player	TD	FG	Kick	Rush	Rcv	Pass	Dxp	Saf	Pts	
S. Lenhardt	0	9-15	15-18	0-0	0	0-0	0	0	42	
C. Thomas	4	0	0	0-0	0	0-0	0	0	24	
L. Marshall	3	0	0	1-1	0	0-0	0	0	20	
L. Wilks	2	0	0	0-0	0	0-0	0	0	12	
R. Owens	2	0	0	0-0	0	0-0	0	0	12	
D. Rasheed	1	0	0	0-0	0	0-0	0	0	6	
S. Montgomery	1	0	0	0-0	0	0-0	0	0	6	
R. Flowers	1	0	0	0-0	0	0-0	0	0	6	
M. Rader	1	0	0	0-0	0	0-0	0	0	6	
D. Flemming	1	0	0	0-0	0	0-0	0	0	6	
M. Wilson	1	0	0	0-0	0	0-0	0	0	6	
D. Green	1	0	0	0-0	0	0-0	0	0	6	
J. Hodrick	1	0	0	0-0	0	0-0	0	0	6	
L. Grant	0	0	0	0-0	0	0-0	1	0	2	
TEAM	0	0	0	0-0	0	0-0	0	1	2	

PUNTING										
Player	No.	Yds	Avg	Lg	TB	FC	i20	50+	Blk	
J. Krueger	58	2619	45.2	67	—	—	—	—	1	
M. Rader	3	119	39.7	51	—	—	—	—	0	

KICKOFF RETURNS					
Player	No.	Yds	Avg	TD	Lg
R. Flowers	27	512	19.0	0	40
C. Tate	13	271	20.9	0	37
D. Flemming	6	68	11.3	0	24
S. Montgomery	3	46	15.3	0	24
A. Geis	3	34	11.3	0	25
C. Egbuniwe	1	7	7.0	0	7
D. Rasheed	1	6	6.0	0	6

PUNT RETURNS					
Player	No.	Yds	Avg	TD	Lg
A. Geis	15	95	6.3	0	15
R. Owens	1	10	10.0	0	10
C. Thomas	1	2	2.0	0	2
TEAM	2	3	1.5	0	17

INTERCEPTIONS					
Player	No.	Yds	Avg	TD	Lg
T. Settles	1	14	14.0	0	14
D. Clark	1	8	8.0	0	8
C. Egbuniwe	1	0	0.0	0	—
L. Grant	1	0	0.0	0	—
K. Lewis	1	0	0.0	0	—

FIELD GOALS									
Player	FGM-A	Pct	10-29	30-39	40-49	50+	Lg	Blk	
S. Lenhardt	9-15	.600	4-4	4-7	1-4	0-0	47	—	

TOTAL OFFENSE LEADERS						
Player	G	Plays	Rush	Pass	Total	Avg/G
D. Green	8	213	8	958	966	120.8
M. Rader	7	201	-6	905	899	128.4
L. Wilks	11	—	554	0	554	50.4

ALL PURPOSE YARDAGE LEADERS									
Player	G	Rush	Rec	PR	KOR	IR	Total	Avg/G	
L. Wilks	11	554	67	0	0	0	621	56.5	
R. Flowers	11	0	51	0	512	0	563	51.2	
L. Marshall	11	390	118	0	0	0	508	46.2	

TACKLE LEADERS										
Player	G	UA	A	Tot	TFL/Yds	Sacks/Yds	PBU			
B. Granville	11	61	73	134	3.5-23	0.5-11	1			
T. Settles	11	84	22	106	3-13	0-0	5			
C. Egbuniwe	11	52	51	103	2-2	0-0	2			
D. Clark	11	46	27	73	10-32	2-15	5			
B. McCormack	11	42	23	65	8.5-34	3.5-22	1			
K. Lewis	11	29	29	58	5-32	2-25	0			
C. Ruzic	11	28	21	49	3-16	1-8	0			
C. Combs	11	26	27	53	11-60	8-50	1			
E. Scanlan	11	28	23	51	8-19	2-13	2			
A. Moyer	11	23	9	41	1-1	0-0	0			
L. Grant	10	18	10	28	1-2	0-0	5			
L. McQueen	6	15	13	28	0-0	0-0	0			
K. Holley	10	15	12	27	0-0	0-0	2			
R. Stallmeyer	11	14	11	25	0-0	0-0	1			
E. Jones	11	10	11	21	0-0	0-0	0			

CAUSED FUMBLES									
B. Granville	3	T. Settles	3	D. Clark	1	R. Jenkins	1	B. McCormack	1
A. Moyer	1	R. Stallmeyer	1						

FUMBLE RECOVERIES									
D. Clark	2	J. Bachstein	1	L. Burdine	1	C. Egbuniwe	1	B. McCormack	1
C. Ruzic	1	T. Settles	1	M. Steinbaugh	1				

1997

Overall Record: 2-9 ACC: 0-8 (9th)

Head Coach: Fred Goldsmith  
Assistant Coaches: Larry Beckish (OC/OB), Bob Trott (DC/DB), Scott Brown (DL), Fred Chatham (RB/RC), Joe D'Alessandris (OL), Joe DeForest (OLB/ST), Joe DeLamielleure (TE), Ken Matous (WR), Brad Sherrod (ILB)  
Starting Lineup: OFFENSE: QB Bobby Campbell, WR Scottie Montgomery, WR Corey Thomas, RB Letavious Wilks, FB Dawud Rasheed, TE Jeff Hodrick, LT Patrick Mannelly, LG Lennie Friedman, C John Gordon, RG Chad Melita, RT Austin Smithwick DEFENSE: DT Chris Combs, NG Eric Scanlan, DT Chris Ruzic, OLB Kendral Knight, ILB Chike Egbuniwe, ILB Ryan Stallmeyer, OLB Kevin Lewis, SS Darius Clark, FS Eric Jones, CB Lamar Grant, CB Tawambi Settles SPECIAL TEAMS: K Sims Lenhardt, P Brian Morton, LS Patrick Mannelly  
Captains: Jeff Hodrick & Chike Egbuniwe | Team MVP: Chike Egbuniwe  
All-ACC: Sims Lenhardt¹, Chris Melia², Chris Combs², Scottie Montgomery²  
All-America: — | Academic All-America: —  
Miscellaneous Awards: —

S 6	N.C. State	H	L	14-45	33,214	NCS QB Barnette 15-19, 224 yards & 1 TD; NCS 28 1st downs & 531 total yards; Campbell 13-26, 189 yards in 1st career start at QB
S13	Northwestern	A	L	20-24	36,225	NW RB A. Autry GW 1-yard TD rush (4:00; 4th); Duke TO on downs ends final drive (:00; 4th); Autry 23-117 rushing & 2 TDs; Halftime: Duke, 13-3
S 20	Army West Point	H	W	20-17	21,748	Lenhardt GW 27-yard FG (:51; 4th); Duke snaps 15-game losing streak; Romine 12-20, 159 yards & 1 TD in 1st career start at QB
S 27	Navy	H	W	26-17	17,370	Wilks 15-68 rushing; Lenhardt 4 FGs; Romine 11-19, 151 yards & 2 TDs; Total offense: Duke 365, NAVY 316; NAVY 1-9 3rd down
O 4	Maryland	A	L	10-16	23,206	MD OB Cummings 17-23, 242 yards & 1 TD; MD K Kopka 3 FGs; Total offense: Duke 248, MD 309; Stallmeyer 17 tackles & 1.0 QB sack
O 11	Florida State (-/4)	H	L	27-51	21,557	FSU QB Busby 15-32, 250 yards & 1 TD + 2 rushing TDs; FSU WR Warrick 5-134 receiving; Montgomery 6-94 receiving; Duke 3 TOs
O 18	Virginia	A	L	10-13	36,600	UVA K Roberts GW 29-yard FG (2:31; 4th); Duke TO on downs ends final drive at UVA 42 (1:15; 4th); TOS: Duke 2, UVA 5; Duke 190 total yards
O 25	Wake Forest	H	L	24-38	28,276	WF RB Gary GW 6-yard TD rush (6:33; 4th); Total offense: Duke 145, WF 423; Campbell 15-35, 196 yards & 2 TDs; Montgomery 6-94 receiving
N 8	Clemson	A	L	20-29	61,500	OT: CLEM K Richardson 36-yard FG & CLEM LB Abdullah 63-yard INT for TD; Lenhardt 46-yard FGA wide right with score 20-20 (2:23; 4th)
N 15	Georgia Tech	H	L	38-41	22,638	GT QB Hamilton 22-30, 294 yards & 2 TDs; Thomas 16-276 receiving & 4 TDs (ties Duke game record for TD rec.; all 4 TDs from Green in 4th qtr.)
N 22	North Carolina (-/8)	A	L	14-50	53,500	UNC QB Keldorf 19-32, 256 yards & 4 TDs; UNC RB Linton 36-199 rushing; Halftime: 14-14; Total offense: Duke 188, UNC 527

	1st	2nd	3rd	4th	OT	Total
Duke	54	68	31	70	0	223
Opponents	62	119	78	9	9	341

TEAM STATISTICS	Duke	Opponents
SCORING	223	341
Points Per Game	20.3	31.0
FIRST DOWNS	173	213
Rushing	76	110
Passing	85	96
Penalty	12	7
RUSHING YARDAGE	1,387	2,088
Yards gained rushing	1,660	2,334
Yards lost rushing	273	246
Rushing Attempts	404	492
Average Per Rush	3.4	4.2
Average Per Game	126.1	189.8
TDs Rushing	10	23
PASSING YARDAGE	1,992	2,414
Comp-Att-Int	164-332-19	164-275-10
Average Per Pass	6.0	8.8
Average Per Catch	12.1	14.7
Average Per Game	181.1	219.5
TDs Passing	13	15
TOTAL OFFENSE	3,379	4,502
Total Plays	733	772
Average Per Play	4.6	5.8
Average Per Game	307.2	409.3
KICK RETURNS: #-Yards	48-969	40-859
PUNT RETURNS: #-Yards	22-191	31-256
INT RETURNS: #-Yards	10-124	19-213
KICK RETURN AVERAGE	20.2	21.5
PUNT RETURN AVERAGE	8.7	8.3
INT RETURN AVERAGE	12.4	11.2
FUMBLES-LOST	17-9	20-11
PENALTIES-Yards	59-487	88-686
Average Per Game	44.3	62.4
PUNTS-Yards	63-2,528	49-1,871
Average Per Punt	40.1	38.2
Net punt average	—	—
KICKOFFS-Yards	—	—
Average Per Kick	—	—
Net kick average	—	—
TIME OF POSSESSION/Game	29:38	30:19
3RD-DOWN Conversions	60/166	66/160
3rd-Down Pct	36%	41%
4TH-DOWN Conversions	8/18	7/9
4th-Down Pct	44%	78%
SACKS BY-Yards	21-148	23-73
TOUCHDOWNS SCORED	25	42
FIELD GOALS-ATTEMPTS	16-20	17-26
ON-SIDE KICKS	—	—
RED-ZONE SCORES	—	—
RED-ZONE TOUCHDOWNS	—	—
PAT-ATTEMPTS	(23-23) 100%	(36-40) 90%

RUSHING	Player	G	Att	Gain	Loss	Net	Avg	TD	Lg	Avg/G
	L. Marshall	11	70	364	5	359	5.1	3	58	32.6
	D. Rasheed	11	78	332	1	321	4.1	2	25	29.2
	L. Wilks	11	79	329	24	305	3.9	1	16	27.7
	D. Epperson	10	51	228	11	217	4.3	0	23	21.7
	B. Campbell	9	53	205	123	82	1.5	4	29	9.1
	S. Romine	6	39	129	58	71	1.8	0	35	11.8
	D. Green	4	12	31	13	18	1.5	0	8	4.5
	S. Montgomery	11	3	16	9	7	2.3	0	8	0.6
	C. Thomas	11	1	5	0	5	5.0	0	5	0.5
	M. DeOrlo	11	2	4	0	4	2.0	0	3	0.4
	B. Morton	11	1	4	0	4	4.0	0	4	0.4
	J. Hodrick	11	1	1	0	1	0.1	0	1	0.1
	K. Thompson	2	11	22	22	0	0.0	0	9	0.0
	TEAM	11	3	0	7	-7	-2.3	0	0	-0.2

PASSING	Player	G	Rtng	C-A-I	Pct	Yds	TD	Lg	Avg/G
	B. Campbell	9	84.8	85-176-10	.483	925	2	48	102.8
	D. Green	4	127.3	39-73-5	.534	525	6	50	131.3
	S. Romine	6	114.1	34-65-3	.523	432	3	52	72.0
	K. Thompson	2	95.5	5-17-1	.294	79	2	61	39.5
	B. Morton	11	360.4	1-1-0	1.000	31	0	31	2.8

RECEIVING	Player	G	No.	Yds	Avg	TD	Lg	Avg/G
	S. Montgomery	11	51	633	12.4	4	61	57.5
	C. Thomas	11	45	707	15.7	7	50	64.3
	D. Epperson	10	22	211	9.6	0	48	21.1
	L. Wilks	11	16	101	6.3	0	21	9.2
	J. Hodrick	11	10	142	14.2	0	31	12.9
	T. Dupree	11	5	68	13.6	1	32	6.2
	B. Erdelljac	11	4	23	5.8	0	14	2.1
	L. Marshall	11	4	9	2.3	0	5	0.8
	R. Flowers	2	3	62	20.7	1	22	31.0
	R. Owens	1	2	17	8.5	0	9	17.0
	M. DeOrlo	11	1	15	15.0	0	15	1.4
	D. Rasheed	11	1	4	4.0	0	4	4.0

SCORING	Player	TD	FG	Kick	Rush	Rcv	Pass	Dxp	Saf	Pts
	S. Lenhardt	0	16-20	22-22	0-0	0	0-0	0	0	70
	C. Thomas	7	0	0	0-0	0	0-0	0	0	42
	S. Montgomery	4	0	0	0-0	1	0-0	0	0	26
	B. Campbell	4	0	0	0-0	0	1-1	0	0	24
	L. Marshall	3	0	0	0-0	0	0-0	0	0	18
	D. Rasheed	2	0	0	0-0	0	0-0	0	0	12
	D. Clark	1	0	0	0-0	0	0-0	0	0	6
	T. Dupree	1	0	0	0-0	0	0-0	0	0	6
	R. Flowers	1	0	0	0-0	0	0-0	0	0	6
	B. Krenzle	1	0	0	0-0	0	0-0	0	0	6
	L. Wilks	1	0	0	0-0	0	0-0	0	0	6
	M. Mapes	0	0-0	1-1	0-0	0	0-0	0	0	1

PUNTING	Player	No.	Yds	Avg	Lg	TB	FC	i20	50+	Blk
	B. Morton	59	2,445	41.4	58	—	—	—	—	1
	B. Campbell	2	66	33.0	51	—	—	—	—	0
	S. Lenhardt	1	17	17.0	17	—	—	—	—	0

KICKOFF RETURNS	Player	No.	Yds	Avg	TD	Lg
	S. Montgomery	26	596	22.9	0	53
	D. Epperson	14	253	18.1	0	26
	B. Erdelljac	4	56	14.0	0	19
	A. Geis	2	35	17.5	0	21
	M. DeOrlo	2	29	14.5	0	15

PUNT RETURNS	Player	No.	Yds	Avg	TD	Lg
	B. Erdelljac	10	95	9.5	0	57
	A. Geis	8	57	7.1	0	14
	D. Epperson	3	25	8.3	0	9
	D. Pierce	1	12	12.0	0	12
	B. Krenzle	0	2	-	1	2

INTERCEPTIONS	Player	No.	Yds	Avg	TD	Lg
	E. Jones	4	64	16.0	0	38
	E. Scanlan	2	27	13.5	0	18
	L. Grant	1	15	15.0	0	15
	R. Stallmeyer	1	11	11.0	0	11
	C. Egbuniwe	1	7	7.0	0	7
	T. Settles	1	0	0.0	0	0

FIELD GOALS	Player	FGM-A	Pct	10-29	30-39	40-49	50+	Lg
	S. Lenhardt	16-20	80.0	5-6	3-3	7-8	1-3	50

TOTAL OFFENSE LEADERS	Player	G	Plays	Rush	Pass	Total	Avg/G
	B. Campbell	9	229	82	925	1,007	111.9
	D. Green	4	85	18	525	543	135.8
	S. Romine	6	—	71	432	503	83.8

ALL PURPOSE YARDAGE LEADERS	Player	G	Rush	Rec	PR	KOR	IR	Total	Avg/G
	S. Montgomery	11	7	633	0	596	0	1,236	112.4
	C. Thomas	11	5	707	0	0	0	712	64.7
	D. Epperson	10	217	211	25	253	0	706	70.6

TACKLE LEADERS	Player	G	UA	A	Tot	TFL/Yds	Sacks/Yds	PBU
	C. Egbuniwe	11	82	50	132	9.5-46	4.5-40	0
	R. Stallmeyer	11	75	53	128	8-25	3-12	0
	K. Lewis	11	46	37	83	5-26	3-23	0
	C. Combs	11	56	18	74	17-50	6-28	3
	T. Settles	11	56	14	70	2-3	0-0	11
	E. Jones	11	43	21	64	1-1	0-0	3
	D. Clark	10	39	23	62	3-11	2-10	1
	L. Grant	11	35	9	44	1-5	0-0	5
	B. Krenzle	11	26	16	42	1-4	0-0	0
	M. Steinbaugh	11	13	14	27	1-8	1-8	0
	C. Ruzic	10	16	11	27	3.5-17	1.5-15	0
	G. Shepherd	11	9	15	24	0-0	0-0	0
	E. Scanlan	11	11	10	21	3-9	1-5	0
	A. Moyer	9	9	8	17	2-3	0-0	1
	N. Krill	5	10	6	16	2-7	1-3	0

CAUSED FUMBLES	K. Lewis 3.5, D. Clark 1.5, C. Combs 1, C. Egbuniwe 1, L. Grant 1, B. Krenzle 1, L. Roush 1, C. Ruzic 1, E. Scanlan 1, R. Stallmeyer 1
----------------	--

FUMBLE RECOVERIES	D. Clark 1, C. Combs 1, C. Egbuniwe 1, L. Grant 1, E. Jones 1, B. Krenzle 1, S. Lenhardt 1, K. Lewis 1, A. Moyer 1, T. Settles 1, R. Stallmeyer 1
-------------------	---



1998

Overall Record: 4-7 ACC: 2-6 (16th)

Head Coach: Fred Goldsmith  
Assistant Coaches: Les Koenning (OC/QB), Bob Trott (DC/DB), Scott Brown (DL), Fred Chatham (RB/RC), Joe D'Alessandris (OL), Joe DeForest (OLB/ST), Joe DeLamielleure (TE), Ken Matous (WR), Brad Sherrod (ILB)  
Starting Lineup: OFFENSE: QB Spencer Romine, TB B.J. Hill, TE Terrence Dupree, WR Richmond Flowers, WR Scottie Montgomery, FB Dawud Rasheed, LT Wes White, LG Lennie Friedman, C Troy Andrew, RG Shawn Lynch, RT Austin Smithwick; DEFENSE: DT Chris Combs, NG Eric Scanlan, DT Gannon Shepherd, OLB Brian McCormack, ILB Ryan Stallmeyer, ILB Todd DeLamielleure, OLB Kevin Lewis, SS Darius Clark, FS Eric Jones, CB Lamar Grant, CB Alonzo Moyer; SPECIAL TEAMS: K Sims Lenhardt, P Brian Morton, LS Dan Umbel  
Captains: Lennie Friedman, Dawud Rasheed & Eric Scanlan | Team MVP: Scottie Montgomery  
All-ACC: Chris Combs<sup>1</sup>, Sims Lenhardt<sup>2</sup>  
All-America: —  
Miscellaneous Awards: —

S 5	Western Carolina	H	W	24-10	22,460	Hill 23-121 rushing; Romine 3 total TDs (2 pass); Total offense: Duke 304, WCU 258; Combs 6 tackles, 2.0 TFL & 1 FR; WCU 3-17 3rd down
S 12	Northwestern	A	W	44-10	40,178	Romine 20-37, 303 yards & 1 TD; Flowers 7-124 receiving; Total offense: Duke 575, NW 205; Duke 30 1st downs & 11-22 3rd down
S 19	Florida State	A	L	13-62	80,032	FSU QB Weinke 11-19, 241 yards & 3 TDs; Total offense: Duke 165, FSU 427; Epperson 10-56 rushing; TOs: Duke 3, FSU 0
S 26	Virginia	H	L	0-24	24,380	UVA RB Womack 10-119 rushing & 1 TD; Halftime: UVA, 3-0; Total offense: Duke 361, UVA 402; TOs: Duke 8, UVA 2; Jones 1 INT & 1 FR
O 3	Georgia Tech	A	L	13-41	35,724	GT QB Hamilton 20-32, 259 yards & 3 TDs; Flowers 8-125 receiving; Total offense: Duke 362, GT 465; DeLamielleure 14 tackles & 1.0 QB sack
O 10	Wake Forest	A	W	19-16	22,037	Lenhardt GW 32-yard FG (1:48; 4th); Krill sack of QB Kuklick on 4th down ends WF final drive (-48; 4th); Hill 26-72 rushing; DeLamielleure 10 tackles
O 17	N.C. State	A	L	27-24	50,200	NCS QB Barnette 18-34, 379 yards & 2 TDs; Total offense: Duke 344, NCS 397; NCS 18 net rushing yards; Campbell 188 passing yards
O 24	Clemson	H	W	28-23	30,360	Hill 18-86 rushing & 1 TD; Wilks 2 rushing TDs; Total offense: Duke 268, CLEM 362; Holley INT of QB Streeter ends CLEM final drive (:35; 4th)
O 31	Vanderbilt	A	L	20T 33-36	27,214	2OT: VANDY K Markham GW 19-yard FG after Duke lost fumble; Montgomery 12-243 receiving & 2 TDs; Lenhardt 4 FGs (25, 54, 53 & 45)
N 14	Maryland	H	L	25-42	15,272	MD RB Jones 11-115 rushing; Campbell 4 total TDs (2 pass) & 7 INTs; MD 260 rushing yards; Halftime: MD, 21-17; Clark 9 tackles & 2 FRs
N 21	North Carolina	H	L	6-28	25,740	UNC WR N. Brown 2 TD receptions; UNC RB R. Brown 17-83 rushing; Hill 23-97 rushing; Mapes 2 FGs; Total offense: Duke 248, UNC 290

	1st	2nd	3rd	4th	OT	Total
Duke	58	75	48	45	3	229
Opponents	47	93	106	67	6	313

TEAM STATISTICS	Duke	Opponents
SCORING	229	313
Points Per Game	20.8	28.5
FIRST DOWNS	199	184
Rushing	91	81
Passing	96	89
Penalty	12	14
RUSHING YARDAGE	1,615	1,716
Yards gained rushing	1,942	2,078
Yards lost rushing	327	362
Rushing Attempts	482	404
Average Per Rush	3.3	4.2
Average Per Game	146.8	156.0
TDs Rushing	15	20
PASSING YARDAGE	2,119	2,116
Comp-Att-Int	177-365-14	163-329-8
Average Per Pass	5.8	6.4
Average Per Catch	12.0	6.4
Average Per Game	192.6	192.4
TDs Passing	9	17
TOTAL OFFENSE	3,728	3,382
Total Plays	847	661
Average Per Play	4.4	5.1
Average Per Game	338.9	307.5
KICK RETURNS: #-Yards	42-899	42-830
PUNT RETURNS: #-Yards	21-168	33-420
INT RETURNS: #-Yards	8-66	14-161
KICK RETURN AVERAGE	21.4	19.8
PUNT RETURN AVERAGE	8.0	12.7
INT RETURN AVERAGE	8.3	11.5
FUMBLES-LOST	28-12	26-8
PENALTIES-Yards	80-738	72-673
Average Per Game	67.1	61.2
PUNTS-Yards	74-2952	72-2802
Average Per Punt	39.9	38.9
Net punt average	—	—
KICKOFFS-Yards	—	—
Average Per Kick	—	—
Net kick average	—	—
TIME OF POSSESSION/Game	31:37	28:23
3RD-DOWN Conversions	61/190	48/163
3rd-Down Pct	32%	29%
4TH-DOWN Conversions	11/21	6/13
4th-Down Pct	52%	46%
SACKS BY-Yards	24-155	27-203
TOUCHDOWNS SCORED	25	40
FIELD GOALS-ATTEMPTS	20-27	14-20
ON-SIDE KICKS	—	—
RED-ZONE SCORES	—	—
RED-ZONE TOUCHDOWNS	—	—
PAT-ATTEMPTS	(23-23) 100%	(37-38) 97%

RUSHING										
Player	G	Att	Gain	Loss	Net	Avg	TD	Lg	Avg/G	
B.J. Hill	11	192	828	30	798	4.2	2	30	72.5	
L. Wilks	10	109	384	22	362	3.3	6	22	36.2	
D. Epperson	10	44	197	2	185	4.2	2	21	18.5	
S. Montgomery	11	22	155	2	128	5.8	1	37	11.6	
B. Campbell	11	38	146	85	61	1.6	2	17	5.5	
S. Romine	9	53	158	125	33	0.6	2	21	3.7	
M. Verille	11	6	18	0	18	3.0	0	5	1.6	
D. Rasheed	11	8	17	1	16	2.0	0	4	1.5	
E. Jones	9	1	16	0	16	16.0	0	16	1.8	
R. Flowers	9	1	9	0	9	9.0	0	9	1.0	
F. Harris	6	4	5	1	4	1.0	0	2	0.7	
K. Thompson	11	3	9	24	-15	-5.0	0	6	-1.4	

PASSING										
Player	G	Rtg	C-A-I	Pct	Yds	TD	Lg	Avg/G		
B. Campbell	11	99.8	101-206-8	.490	1199	6	88	109.0		
S. Romine	9	96.1	71-147-6	.483	862	3	42	95.8		
K. Thompson	11	77.8	4-10-0	.400	45	0	18	4.1		
B. Morton	11	209.2	1-1-0	1.00	13	0	13	1.2		
N. Hartofilis	8	0.0	0-1-0	.000	0	0	0	0		

RECEIVING										
Player	G	No.	Yds	Avg	TD	Lg	Avg/G			
S. Montgomery	11	60	793	13.2	3	88	72.1			
R. Flowers	9	48	704	14.7	4	42	78.2			
M. Hart	11	21	289	13.8	2	31	26.3			
B.J. Hill	11	14	70	5.0	0	23	6.4			
T. Dupree	11	12	110	9.2	0	24	10.0			
D. Epperson	10	6	43	7.2	0	14	4.3			
L. Wilks	10	6	15	2.5	0	7	1.5			
K. Moore	4	4	39	9.8	0	16	9.8			
T. Liferidge	11	1	21	21.0	0	21	1.9			
M. Verille	11	1	13	13.0	0	13	1.2			
T. Brady	5	1	9	9.0	0	9	1.8			
B. Ament	8	1	7	7.0	0	7	8.8			
D. Rasheed	11	1	5	5.0	0	5	0.5			
K. Shanahan	8	1	1	1.0	0	1	0.1			

SCORING										
Player	TD	FG	Kick	Rush	Rcv	Pass	Dxp	Saf	Pts	
S. Lenhardt	0	16-22	21-21	0-0	0	0-0	0	0	69	
L. Wilks	6	0-0	0-0	0-0	0	0-0	0	0	36	
R. Flowers	4	0-0	0-0	0-0	0	0-0	0	0	24	
S. Montgomery	4	0-0	0-0	0-0	0	0-0	0	0	24	
M. Mapes	0	4-5	2-2	0-0	0	0-0	0	0	14	
B. Campbell	2	0-0	0-0	0-0	0	1-1	0	0	12	
D. Epperson	2	0-0	0-0	0-0	0	0-0	0	0	12	
M. Hart	2	0-0	0-0	0-0	0	0-0	0	0	12	
B.J. Hill	2	0-0	0-0	0-0	0	0-0	0	0	12	
S. Romine	2	0-0	0-0	0-0	0	0-0	0	0	12	
T. Dupree	0	0-0	0-0	0-0	1	0-0	0	0	2	

PUNTING										
Player	No.	Yds	Avg	Lg	TB	FC	I20	50+	Bk	
B. Morton	73	2,952	40.4	65	—	—	—	—	1	
TEAM	1	0	0.0	0	—	—	—	—	0	

KICKOFF RETURNS										
Player	No.	Yds	Avg	TD	Lg					
R. Flowers	20	457	14.7	0	41					
S. Montgomery	13	286	22.0	0	46					
D. Epperson	7	111	15.9	0	27					
B.J. Hill	1	30	30.0	0	30					
R. Hamilton	1	15	15.0	0	15					

PUNT RETURNS										
Player	No.	Yds	Avg	TD	Lg					
R. Hamilton	14	94	6.7	0	14					
R. Owens	5	47	9.4	0	14					
L. Roush	1	13	13.0	0	13					
D. Epperson	1	7	7.0	0	7					
A. Moyer	0	7	—	0	7					

INTERCEPTIONS										
Player	No.	Yds	Avg	TD	Lg					
K. Holley	3	44	14.7	0	40					
D. Clark	2	0	0.0	0	0					
E. Jones	1	22	22.0	0	0					
L. Grant	1	0	0.0	0	0					
R. Hamilton	1	0	0.0	0	0					

FIELD GOALS										
Player	FGM-A	Pct	10-29	30-39	40-49	50+	Lg			
S. Lenhardt	16-22	72.7	4-5	2-2	6-9	4-6	54			
M. Mapes	4-5	80.0	2-2	2-3	0-0	0-0	38			

TOTAL OFFENSE LEADERS										
Player	G	Plays	Rush	Pass	Total	Avg/G				
B. Campbell	11	244	61	1199	1260	114.6				
S. Romine	9	—	33	862	895	99.4				
B.J. Hill	11	—	798	0	798	72.5				

ALL PURPOSE YARDAGE LEADERS										
Player	G	Rush	Rec	PR	KOR	IR	Total	Avg/G		
S. Montgomery	11	128	793	0	286	0	1,207	109.7		
R. Flowers	9	9	704	0	457	0	1,170	130.0		
B.J. Hill	11	798	70	0	30	0	898	81.6		

TACKLE LEADERS							
Player	G	UA	A	Tot	TFL/Yds	Sacks/Yds	PBU
R. Stallmeyer	11	45	40	85	9.5-43	3-33	1
D. Clark	11	56	25	81	2.5-8	1-6	3
K. Lewis	11	57	21	78	10.5-51	2-22	4
T. DeLamielleure	9	53	22	75	8-23	3-12	1
K. Holley	11	43	20	63	0-0	0-0	5
C. Combs	11	30	17	47	14.5-48	4-27	0
L. Burdine	11	32	14	46	7-28	0.5-9	0
L. Grant	11	32	14	46	2-42	0-0	10
K. Knight	11	24	6	30	6-13	4-10	0
R. Hamilton	11	23	5	28	1-3	0-0	4
B. McCormack	10	15	12	27	2-12	2-12	0
M. Steinbaugh	11	15	8	23	4-18	1-9	1
A. Moyer	11	17	5	22	0-0	0-0	1
G. Shepherd	11	13	9	22	6-20	2-14	3
E. Jones	9	15	3	18	0-0	0-0	3
N. Krill	11	9	8	17	3-24	1.5-17	0
E. Scanlan	11	6	8	14	0-0	0-0	0
L. Roush	11	10	0	10	0-0	0-0	0
C. Norkus	11	8	2	10	0-0	0-0	0
R. Jenkins	11	4	0	4	0-0	0-0	0
L. Johnson	11	2	2	4	0-0	0-0	0

1999

Overall Record: 3-8 ACC: 3-4 (16th)

Head Coach: Carl Franks  
Assistant Coaches: Bob Trott (DC/DB), Ben Bennett (QB), Scott Brown (DL), Fred Chatham (DC), Joe D'Alessandris (OL), Joe DeLamielleure (TE), Aubrey Hill (WR), Brad Sherrod (LB)  
Starting Lineup: OFFENSE: QB Spencer Romine, RB Duane Epperson, TE Terrence Dupree, WR Scottie Montgomery, WR Richmond Flowers, FB Kyle Moore, LT Wes White, LG Shawn Lynch, C Troy Andrew, RG John Miller, RT Austin Smithwick; DEFENSE: DT Chris Combs, NG Mike Steinbaugh, DT Gannon Shepherd, OLB Kendral Knight, ILB Ryan Stallmeyer, ILB Todd DeLamielleure, OLB Kevin Lewis, SS Darius Clark, FS Eric Jones, CB Ronnie Hamilton, CB Lamar Grant; SPECIAL TEAMS: K Sims Lenhardt, P Brian Morton, LS Dan Umbrel  
Captains: Chris Combs, Eric Jones, Scottie Montgomery & Austin Smithwick | Team MVP: Scottie Montgomery  
All-ACC: Chris Combs<sup>1</sup>, Sims Lenhardt<sup>2</sup>, Scottie Montgomery<sup>2</sup>, Brian Morton<sup>2</sup>  
All-America: Chris Combs<sup>HM</sup>, Sims Lenhardt<sup>TM</sup>  
Miscellaneous Awards: —

S 11	East Carolina	A	L	9-27	42,052	ECU QB Garrard 22-34, 268 yards & 2 TDs; Lenhardt 3 FGs; Halftime: ECU, 10-9; Total offense: Duke 309, ECU 461; Flowers 5-101 receiving
S 18	Northwestern	H	L OT	12-15	18,720	OT: NW WR Simmons 27-yard TD pass from QB Kreinbrink after Lenhardt 20-yard FG; Total offense: Duke 210, NW 212; Lenhardt 5 FGs
S 25	Vanderbilt	H	L	14-31	20,483	VANDY RB McGrath 24-111 rushing; VANDY QB Zolman 2 rushing TDs; Campbell 251 passing yards; Clark 16 tackles, 2.0 TFL & 2 INTs
O 2	Florida State	N	L	23-51	37,310	FSU QB Weinke 19-27, 290 yards & 5 TDs; FSU WR Warrick 6-67 receiving & 3 TDs; Halftime: FSU, 44-0; Total offense: Duke 251, FSU 509
O 9	Virginia	A	W 2OT	24-17	43,600	2OT: Grant INT ends UVA drive after Watson GW 7-yard TD pass from Romine; Both teams missed FGAs in 1st OT; Montgomery 8-172 receiving
O 16	Georgia Tech	H	L	31-38	16,648	GT RB Gregory GW 19-yard TD rush (2:56; 4th); Duke TO on downs ends final drive at Duke 32 (1:04; 4th); Romine 4 total TDs; GT 520 yards
O 23	N.C. State	H	L OT	24-31	26,179	OT: NCS DB Wilson INT in EZ ends Duke drive after NCS QB Barnett GW 7-yard TD rush; Hill 23-107 rushing; Total offense: Duke 384, NCS 443
O 30	Maryland	A	W	25-22	30,222	Montgomery GW 14-yard TD pass from Romine (1:42; 4th); Stallmeyer INT ends MD final drive (:56; 4th); Romine 27-42, 404 yards & 3 TDs
N 6	Clemson	A	L	7-58	75,000	CLEM RB Zachary 17-141 rushing & 4 TDs; Halftime: CLEM, 31-7; Total offense: Duke 202, CLEM 558; Duke 5 TOs; Montgomery 5-94 receiving
N 13	Wake Forest	H	W	48-35	29,457	Montgomery 3 TDs via rush, reception & KOR; Duke 34 points in 1st quarter; Wilks 20-128 rushing; Duke defense 5.0 QB sacks & 4 INTs
N 20	North Carolina	A	L	0-38	35,000	UNC K McGee 6 FGs; Total offense: Duke 222, UNC 366; Wilks 12-60 rushing; TOs: Duke 6, UNC 0; Stallmeyer 11 tackles & 1.0 TFL

	1st	2nd	3rd	4th	OT	Total
Duke	44	75	47	41	10	217
Opponents	79	128	73	70	13	363

TEAM STATISTICS	Duke	Opponents
SCORING	217	363
Points Per Game	19.7	33.0
FIRST DOWNS	184	235
Rushing	53	110
Passing	119	109
Penalty	12	16
RUSHING YARDAGE	811	1,992
Yards gained rushing	1,221	2,318
Yards lost rushing	410	326
Rushing Attempts	166	467
Average Per Rush	2.21	4.27
Average Per Game	73.64	181.09
TDs Rushing	13	19
PASSING YARDAGE	2,584	2,653
Comp-Att-Int	196-421-22	212-374-16
Average Per Pass	6.1	7.1
Average Per Catch	13.2	12.5
Average Per Game	234.91	241.18
TDs Passing	11	21
TOTAL OFFENSE	3,394	4,645
Total Plays	787	841
Average Per Play	4.3	5.5
Average Per Game	308.55	422.27
KICK RETURNS: #-Yards	39-916	38-853
PUNT RETURNS: #-Yards	26-264	35-252
INT RETURNS: #-Yards	16-167	22-237
KICK RETURN AVERAGE	23.5	22.4
PUNT RETURN AVERAGE	10.2	7.2
INT RETURN AVERAGE	10.4	10.8
FUMBLES-LOST	20-8	15-8
PENALTIES-Yards	76-637	73-667
Average Per Game	57.9	60.6
PUNTS-Yards	75-3,125	59-2,503
Average Per Punt	41.7	42.4
Net punt average	—	—
KICKOFFS-Yards	—	—
Average Per Kick	—	—
Net kick average	—	—
TIME OF POSSESSION/Game	29:07	30:57
3RD-DOWN Conversions	58/179	58/169
3rd-Down Pct	32%	34%
4TH-DOWN Conversions	8/15	11/19
4th-Down Pct	53%	58%
SACKS BY-Yards	19-149	33-265
TOUCHDOWNS SCORED	25	43
FIELD GOALS-ATTEMPTS	14-21	21-28
ON-SIDE KICKS	—	—
RED-ZONE SCORES	—	—
RED-ZONE TOUCHDOWNS	—	—
PAT-ATTEMPTS	(23-24) 96%	(40-41) 98%

RUSHING											
Player	G	Att	Gain	Loss	Net	Avg	TD	Lg	Avg/G		
L. Wilks	10	95	373	39	334	3.52	3	48	33.4		
D. Epperson	9	117	358	34	324	3.0	2	15	36		
B.J. Hill	8	66	245	8	237	3.6	2	32	29.6		
D. Pierce	11	6	38	0	38	6.3	0	23	3.5		
R. Flowers	11	5	35	6	20	4.0	0	10	1.8		
B. Erdeljac	9	2	16	0	16	8.0	0	8	1.8		
S. Montgomery	11	6	24	9	15	2.5	1	6	1.4		
K. Moore	11	4	13	6	7	1.8	0	11	1.8		
K. Thompson	11	15	30	47	-17	-1.1	0	15	-1.6		
TEAM	11	3	0	22	-22	-7.3	0	—	-2.0		
B. Campbell	6	9	3	47	-44	-2.1	0	—	-7.3		
S. Romine	7	46	95	192	-97	-2.1	3	26	-13.9		

PASSING											
Player	G	Rtg	C-A-I	Pct	Yds	TD	Lg	Avg/G			
S. Romine	7	104.7	123-243-13	506	1,638	6	69	234.0			
B. Campbell	6	75.5	37-96-6	385	526	1	45	87.7			
K. Thompson	11	94.3	35-80-2	438	411	3	36	37.4			
S. Montgomery	11	505.6	1-1-0	1,000	9	1	9	1.8			
B. Morton	10	-200.0	0-1-1	.000	0	0	—	0.0			

RECEIVING											
Player	G	No.	Yds	Avg	TD	Lg	Avg/G				
S. Montgomery	11	51	819	16.1	5	50	74.5				
R. Flowers	11	42	649	15.5	5	69	59.0				
B. Erdeljac	9	19	268	14.1	0	36	29.8				
T. Dupree	11	18	236	13.1	0	35	21.5				
B.J. Hill	8	11	80	7.3	0	18	10.0				
D. Epperson	9	9	43	4.8	0	18	4.8				
B. Watson	11	8	93	11.6	1	28	8.5				
N. Hartofilis	11	7	71	10.1	0	14	6.5				
L. Wilks	10	6	54	9.0	0	14	5.4				
D. Pierce	11	5	72	14.4	0	20	6.5				
M. Hart	8	4	65	16.3	0	19	8.1				
B. Ament	3	2	15	7.5	0	8	5.0				
C. Kennedy	5	1	8	8.0	0	8	1.6				

SCORING											
Player	TD	FG	Kick	Rush	Rcv	Pass	Dxp	Saf	Pts		
S. Lenhardt	0	14-18	17-17	0-0	0	0-0	0	0	59		
S. Montgomery	7	0-0	0-0	0-0	0	0-0	0	0	42		
R. Flowers	5	0-0	0-0	0-0	1	0-0	0	0	32		
S. Romine	3	0-0	0-0	0-0	0	1-1	0	0	18		
L. Wilks	3	0-0	0-0	0-0	0	0-0	0	0	18		
D. Epperson	2	0-0	0-0	0-0	0	0-0	0	0	12		
B.J. Hill	2	0-0	0-0	0-0	0	0-0	0	0	12		
K. Thompson	2	0-0	0-0	0-0	0	0-0	0	0	12		
B. Morton	0	0-3	6-7	0-0	0	0-0	0	0	6		
B. Watson	1	0-0	0-0	0-0	0	0-0	0	0	6		

PUNTING											
Player	No.	Yds	Avg	Lg	TB	FC	i20	50+	Blk		
B. Morton	73	3,125	42.81	80	—	—	—	—	2		
TEAM	2	0	0.0	0	—	—	—	—	0		

KICKOFF RETURNS											
Player	No.	Yds	Avg	TD	Lg						
S. Montgomery	21	587	28.0	1	99						
R. Flowers	7	154	22.0	0	32						
B. Erdeljac	8	105	13.1	0	21						
K. Moore	3	70	23.3	0	26						

PUNT RETURNS											
Player	No.	Yds	Avg	TD	Lg						
B. Erdeljac	15	113	7.5	0	14						
S. Montgomery	8	144	18.00	0	64						
TEAM	1	6	6.0	0	6						
R. Hamilton	2	1	0.5	0	3						

INTERCEPTIONS											
Player	No.	Yds	Avg	TD	Lg						
D. Clark	5	102	20.4	0	38						
L. Grant	4	17	4.3	0	17						
E. Jones	3	23	7.7	0	23						
R. Stallmeyer	2	5	2.5	0	3						
R. Hamilton	1	20	20.0	0	20						
T. DeLamielleure	1	0	0.0	0	—						

FIELD GOALS											
Player	FGM-A	Pct	1-29	30-39	40-49	50+	Lg	Blk			
S. Lenhardt	14-18	.778	2-3	5-7	6-7	1-1	50	—			
B. Morton	0-3	.000	0-0	0-3	0-0	0-0	—	—			

TOTAL OFFENSE LEADERS											
Player	G	Plays	Rush	Pass	Total	Avg/G					
S. Romine	7	289	-97	1,638	1,541	220.1					

ALL PURPOSE YARDAGE LEADERS											
Player	G	Rush	Rec	PR	KOR	IR	Total	Avg/G			
S. Montgomery	11	15	819	144	587	0	1,565	142.3			

TACKLE LEADERS							
Player	G	UA	A	Tot	TFL/Yds	Sacks/Yds	PBU
R. Stallmeyer	11	70	40	110	9.0-58	2.0-25	1
T. DeLamielleure	11	71	32	103	10.0-27	1.0-7	4
D. Clark	11	72	16	88	5.0-14	0-0	2
K. Lewis	11	47	29	76	10.0-30	1.0-5	3
C. Combs	11	42	15	57	15.0-48	2.0-18	0
E. Jones	11	43	13	56	1.0-12	0-0	2
M. Steinbaugh	11	30	18	48	4.0-16	2.0-14	1
L. Grant	8	34	6	40	2.0-2	0-0	8
R. Hamilton	11	34	6	40	0-0	0-0	11
B. McCormack	11	27	10	37	8.0-35	3.0-23	1
J. Kreider	9	21	12	33	0-0	0-0	0
K. Knight	11	21	10	31	8.0-56	4.0-44	1
N. Krill	8	18	9	27	7.0-13	1.0-2	0
F. Harris	11	14	4	18	0-0	0-0	0
Q. Holley	9	15	2	17	5.0-3	0-0	5
C. Porter	10	11	5	16	0-0	0-0	1
L. Roush	11	14	2	16	0-0	0-0	1
G. Shepherd	7	10	6	16	4.0-14	2.0-12	0
R. Ament	11	10	1	11	0-0	0-0	0
L. Johnson	10	0	5	5	0-0	0-0	0
J. Small	9	2	3	5	0-0	0-0	0
N. Wilson	7	3	2	5	0-0	0-0	0
A. Ross	11	3	1	4	0-0	0-0	0
T. Austin	7	1	0	1	1.0-4	0-0	0
J. Davis	5	1	0	1	0-0	0-0	0
T. Grissom	2	1	0	1	0-0	0-0	0
B. Santanna	11	1	0	1	0-0	0-0	0

2000

Overall Record: 0-11 ACC: 0-8 (9th)

Head Coach: Carl Franks  
Assistant Coaches: Bob Trott (DC/DB), Ben Bennett (QB), Scott Brown (DL), Fred Chatham (RB), Joe D'Alessandris (OL), Joe DeForest (ST/OLB), Joe DeLamielleure (TE), Aubrey Hill (WR), Brad Sherrod (ILB)  
Starting Lineup: OFFENSE: QB D. Bryant, TB Duane Epperson, FB Devin Pierce, WR Reggie Love, WR Ben Erdeljac, TE Mike Hart, LT Drew Strojny, LG Daryl Lewis, C Troy Andrew, RG John Miller, RT Wes White; DEFENSE: DE Troy Austin, NG Tyran Grissom, DE Shawn Johnson, LB Kendal Knight, ILB Todd DeLamielleure, ILB Jamyon Small, OLB Ryan Fowler, CB Ronnie Hamilton, SS Fred Harris, FS Josh Kreider, CB Jeff Phillips; SPECIAL TEAMS: K Brent Garber, P Brian Morton, LS Seth Carter  
Captains: Troy Andrew, Troy Austin, Todd DeLamielleure & Spencer Romine | Team MVP: Mike Hart  
All-ACC: Mike Hart<sup>1</sup>, Brian Morton<sup>1</sup>  
All-America: Brian Morton<sup>1</sup>  
Freshman All-America: Ryan Fowler<sup>2</sup>

S 2	East Carolina	H	L	0-38	30,224	ECU QB Garrard 22-29, 264 yards & 1 TD; 1st downs: Duke 9, ECU 24; Total offense: Duke 140, ECU 428; DeLamielleure 8 tackles
S 9	Northwestern	A	L	5-38	23,209	NW RB Anderson 21-187 rushing & 2 TDs; NW defense 6.0 QB sacks & 4 INTs; Total offense: Duke 174, NW 472; DeLamielleure 10 tackles
S 16	Virginia	H	L	10-26	18,776	UVA QB Ellis 20-30, 333 yards & 3 TDs; UVA WR McMullen 8-189 receiving & 2 TDs; Epperson 12-61 rushing; Davis 14 tackles
S 23	Vanderbilt	A	L	7-26	35,391	VANDY K Markham 4 FGs; VANDY QB Zolman 23-37, 266 yards & 2 TDs; Hartofilis 4-45 receiving & 1 TD; DeLamielleure 13 tackles
S 30	Clemson (/7)	H	L	22-52	16,872	CLEM QB Dantzler 308 total yards & 4 TDs (3 rush); Halftime: CLEM, 35-0; Douglas 4-51 rushing & 2 TDs; Total offense: Duke 235, CLEM 527
O 14	Florida State (/7)	A	L	14-63	80,280	FSU QB Weinke 37-47, 536 yards & 5 TDs; Halftime: FSU, 42-0; Hamilton 84-yard PR for TD; Total offense: Duke 260; FSU 607
O 21	Georgia Tech	A	L	10-45	36,908	GT WR Campbell 6-127 receiving & 2 TDs; Halftime: GT, 31-3; Bryant 20-38, 184 yards & 1 TD; DeLamielleure & Fowler 9 tackles each
O 28	Maryland	H	L	9-20	20,033	MD RB Jordan 21-158 rushing & 2 TDs; Halftime: Duke, 3-0; Total offense: Duke 266, MD 354; Fowler 10 tackles & 3.0 TFL
N 4	Wake Forest	A	L	26-28	19,224	WF RB Williams 17-154 rushing & 3 TDs; Duke failed onside kick after Bryant 1-yard TD rush & Garber PAT (0:53; 4th)
N 11	N.C. State	A	L	31-35	51,680	NCS QB Rivers GW 7-yard TD run (0:32; 4th); Rivers 32-50, 413 yards & 3 TDs; Bryant 23-36, 310 yards & 3 TDs; Moore 2 TDs; Fowler 9 tackles
N 18	North Carolina	H	L	21-59	24,673	UNC QB Curry 323 total yards & 4 TDs (2 rush); Douglas 12-78 rushing & 2 TDs; Halftime: UNC, 52-7; Kreider 9 tackles

	1st	2nd	3rd	4th	OT	Total
Duke	—	—	—	—	—	155
Opponents	—	—	—	—	—	430
TEAM STATISTICS				Duke		Opponents
SCORING				155		430
Points Per Game				14.1		39.1
FIRST DOWNS				181		245
Rushing				61		99
Passing				96		131
Penalty				24		15
RUSHING YARDAGE				906		2,039
Yards gained rushing				1,416		2,392
Yards lost rushing				510		353
Rushing Attempts				375		439
Average Per Rush				2.4		4.6
Average Per Game				82.4		185.4
TDs Rushing				10		30
PASSING YARDAGE				2,183		2,996
Comp-Att-Int				195-204-22		219-344-8
Average Per Pass				10.7		8.7
Average Per Catch				11.2		13.7
Average Per Game				198.5		272.4
TDs Passing				8		21
TOTAL OFFENSE				3,089		5,035
Total Plays				776		783
Average Per Play				4.0		6.4
Average Per Game				280.8		457.7
KICK RETURNS: #-Yards				53-1,183		25-522
PUNT RETURNS: #-Yards				21-166		35-429
INT RETURNS: #-Yards				8-61		22-246
KICK RETURN AVERAGE				22.3		20.9
PUNT RETURN AVERAGE				7.9		12.3
INT RETURN AVERAGE				7.6		11.2
FUMBLES-LOST				22-6		18-7
PENALTIES-Yards				104-817		104-916
Average Per Game				74.3		83.3
PUNTS-Yards				78-3,514		54-2,163
Average Per Punt				45.1		40.1
Net punt average				—		—
KICKOFFS-Yards				—		—
Average Per Kick				—		—
Net kick average				—		—
TIME OF POSSESSION/Game				30:52		29:08
3RD-DOWN Conversions				40/172		61/149
3rd-Down Pct				23%		41%
4TH-DOWN Conversions				18/33		5/8
4th-Down Pct				55%		63%
SACKS BY-Yards				22-150		—
TOUCHDOWNS SCORED				19		55
FIELD GOALS-ATTEMPTS				7-12		15-18
ON-SIDE KICKS				—		—
RED-ZONE SCORES				—		—
RED-ZONE TOUCHDOWNS				—		—
PAT-ATTEMPTS				(16-19) 84%		(54-55) 98%

RUSHING									
Player	G	Att	Gain	Loss	Net	Avg	TD	Lg	Avg/G
C. Douglas	11	110	533	30	503	4.6	6	69	45.7
D. Epperson	11	111	420	20	400	3.6	0	18	36.4
A. Wade	9	20	66	0	66	3.3	1	9	7.3
D. Pierce	11	4	34	0	34	8.5	0	26	3.1
K. Moore	10	7	36	11	25	3.6	0	15	2.5
J. Battier	10	3	14	0	14	4.7	0	7	1.4
B. Erdeljac	11	1	5	0	5	5.0	1	5	0.5
R. Love	10	2	4	5	-1	-0.5	0	4	-0.1
B. Campbell	8	4	18	20	-2	-0.5	0	10	-0.3
S. Romine	6	33	81	127	-46	-1.4	1	16	-6.6
D. Bryant	11	79	201	297	-96	-1.2	1	23	-8.7
PASSING									
Player	G	Effic	C-A-I	Pct	Yds	TD	Lg	Avg/G	
D. Bryant	11	95.79	129-258-10	.500	1,448	5	67	131.6	
S. Romine	6	76.09	53-118-9	.449	613	1	53	102.2	
B. Campbell	8	46.50	9-20-3	.450	75	0	23	9.4	
D. Epperson	11	361.60	2-2-0	1.000	23	1	14	2.1	
B. Erdeljac	11	598.00	1-1-0	1.000	20	1	20	1.8	
B. Morton	11	133.60	1-1-0	1.000	4	0	4	0.4	
TEAM	11	0.00	0-1-0	.000	0	0	0	0.0	
RECEIVING									
Player	G	No.	Yds	Avg	TD	Lg	Avg/G		
M. Hart	11	31	540	17.4	0	67	49.1		
B. Erdeljac	11	31	329	10.6	1	23	29.9		
D. Epperson	11	23	146	6.3	0	14	13.3		
C. Douglas	11	22	168	7.6	1	26	15.3		
N. Hartofilis	11	21	229	10.9	1	33	20.8		
K. Moore	10	17	280	16.5	3	53	28.0		
N. Brzezinski	11	12	177	14.8	0	28	16.1		
J. Battier	10	12	78	6.5	0	13	7.8		
R. Love	10	8	101	12.6	1	20	10.1		
A. Wade	9	8	78	9.8	0	23	8.7		
D. Pierce	11	4	25	6.2	0	10	2.3		
D. Bryant	11	2	29	14.5	1	20	2.6		
J. Phillips	10	2	9	4.5	0	5	0.9		
R. Fowler	11	1	4	4.0	0	4	0.4		
W. White	10	1	-10	-10.0	0	—	-1.0		
SCORING									
Player	TD	FG	Kick	Rush	Rcv	Pass	Dxp	Saf	Pts
C. Douglas	7	0-0	0-0	0-0	0	0-0	0	0	42
B. Garber	0	7-13	6-18	0-0	0	0-0	0	0	37
K. Moore	3	0-0	0-0	0-0	0	0-0	0	0	18
D. Bryant	2	0-0	0-0	0-0	0	0-1	0	0	12
B. Erdeljac	2	0-0	0-0	0-0	0	0-0	0	0	12
R. Hamilton	1	0-0	0-0	0-0	0	0-0	0	0	6
N. Hartofilis	1	0-0	0-0	0-0	0	0-0	0	0	6
R. Love	1	0-0	0-0	0-0	0	0-0	0	0	6
S. Romine	1	0-0	0-0	0-0	0	0-0	0	0	6
A. Wade	1	0-0	0-0	0-0	0	0-0	0	0	6
C. Porter	0	0-0	0-0	0-0	0	0-0	0	1	2
TEAM	0	0-0	0-0	0-0	0	0-0	0	1	2
PUNTING									
Player	No.	Yds	Avg	Lg	TB	FC	i20	50+	Blk
B. Morton	77	3,478	45.2	63	10	10	13	—	1
TEAM	1	36	36.0	36	0	0	0	—	0

KICKOFF RETURNS									
Player	No.	Yds	Avg	TD	Lg				
C. Douglas	35	766	21.9	0	42				
K. Moore	13	335	25.8	0	49				
D. Epperson	3	62	20.7	0	24				
B. Erdeljac	2	20	10.0	0	15				
PUNT RETURNS									
Player	No.	Yds	Avg	TD	Lg				
R. Hamilton	18	151	8.4	1	84				
B. Erdeljac	2	0	0.0	0	—				
F. Harris	1	10	10.0	0	10				
C. Douglas	0	5	0.0	0	5				
INTERCEPTIONS									
Player	No.	Yds	Avg	TD	Lg				
F. Harris	2	21	10.5	0	19				
R. Hamilton	2	0	0.0	0	—				
J. Phillips	2	0	0.0	0	—				
R. Fowler	1	37	37.0	0	37				
J. Kreider	1	3	3.0	0	3				
FIELD GOALS									
Player	FGM-A	Pct	1-19	20-29	30-39	40-49	50+	Lg	Blk
B. Garber	7-12	.583	0-0	3-3	1-1	3-4	0-4	47	2
TOTAL OFFENSE LEADERS									
Player	G	Plays	Rush	Pass	Total	Avg/G			
D. Bryant	11	337	-96	1,448	1,352	122.9			
S. Romine	6	151	-46	613	567	94.5			
C. Douglas	11	110	503	0	503	45.7			
ALL PURPOSE YARDAGE LEADERS									
Player	G	Rush	Rec	PR	KOR	IR	Total	Avg/G	
C. Douglas	11	503	168	5	766	0	1,442	131.1	
K. Moore	10	25	280	0	335	0	640	64.0	
TACKLE LEADERS									
Player	G	UA	A	Tot	TFL/Yds	Sacks/Yds	PBU		
R. Fowler	11	59	28	87	13.0-85	7.0-59	2		
T. DeLamielleure	10	60	25	85	6.0-23	0.0-0	1		
J. Kreider	11	565	12	68	8.0-31	2.0-10	2		
R. Hamilton	11	53	10	63	0.0-0	0.0-0	6		
J. Small	11	32	18	50	4.0-12	1.0-7	3		
F. Harris	11	26	14	40	1.0-6	0.0-0	2		
J. Davis	8	20	15	35	0.0-0	0.0-0	0		
K. Knight	11	21	13	34	5.0-10	0.0-0	1		
T. Austin	11	15	17	32	8.0-32	2.0-10	0		
C. Porter	10	18	8	26	6.0-17	1.0-3	3		
S. Johnson	11	10	13	23	4.0-22	1.0-12	1		
R. Ament	11	17	6	23	1.0-1	0.0-0	1		
D. Lee	11	17	5	22	0.0-0	0.0-0	2		
T. Smith	4	20	2	22	1.0-1	0.0-0	2		
J.T. Cape	9	12	9	21	3.0-13	2.0-12	0		
T. Grissom	11	16	5	21	8.0-33	2.0-7	1		
M. Zielinski	6	11	8	19	0.0-0	0.0-0	0		
A. Roberts	11	12	4	16	1.0-14	1.0-14	0		
J. Phillips	10	12	1	13	0.0-0	0.0-0	0		
D. O'Donald	11	12	1	13	0.0-0	0.0-0	1		
CAUSED FUMBLES									
J.T. Cape 2, R. Fowler 2, T. Grissom 1, R. Hamilton 1, J. Kreider 1, A. Roberts 1									

2001 Overall Record: 0-11 ACC: 0-8 (9th)

Head Coach: Carl Franks  
Assistant Coaches: Bob Trott (DC/DB), Scott Brown (DL), Fred Chatham (RB/RC), Louis Clyburn (TE), Denny Creehan (LB/ST), Joe D'Alessandris (OL), Aubrey Hill (WR), Jim Pry (QB), Brad Sherrod (ILB)  
Starting Lineup: OFFENSE: QB D. Bryant, TB Chris Douglas, TE Mike Hart, WR Ben Erdeljac, WR Kyle Moore, WR Khary Sharpe, LT Drew Strojny, LG Daryl Lewis, C Shawn Lynch, RG Rusty Wilson, RT Christian Mitchell; DEFENSE: DE Tyran Grissom, NG Matt Zielinski, DE Charles Porter, OLB Nate Krill, ILB Jamyon Small, ILB Jim Scharrer, OLB Ryan Fowler, CB Ronnie Hamilton, FS Josh Kreider, SS Anthony Roberts, CB Terrell Smith; SPECIAL TEAMS: K Brent Garber, P Trey McDonald, LS Seth Carter  
Captains: Ben Erdeljac, Ronnie Hamilton, Mike Hart & Nate Krill | Team MVP: Mike Hart  
All-ACC: Chris Douglas<sup>1M</sup>, Ronnie Hamilton<sup>1M</sup>, Mike Hart<sup>1</sup>  
All-America: Mike Hart<sup>1M</sup>  
Freshman All-America: Jim Scharrer<sup>4</sup>

S 1	Florida State (-/6)	H	L	13-55	23,312	FSU RB Maddox 174 all-purpose yards & 2 TDs; Hamilton 68-yard PR for TD; Douglas 304 all-purpose yards including 78-yard TD reception
S 8	Rice	A	L	13-15	17,745	Rice SS Gatlin INT ends Duke final drive (:24; 4th); Duke failed PAT rush trailing 15-13 (1:36; 4th); Douglas 30-112 rushing & 1 TD; Fowler 18 tackles
S 22	Northwestern (-/16)	H	L	7-44	18,427	NW RB Anderson 23-189 rushing & 4 TDs; Douglas 209 all-purpose yards; Halftime: NW, 20-6; Total offense: Duke 308, NW 638
S 29	Virginia	A	L	10-31	54,653	UVA QB Spinner 15-23, 194 yards & 2 TDs; UVA WR McMullen 5-53 receiving & 2 TDs; Douglas 24-101 rushing & 1 TD; Fowler 10 tackles
O 6	Georgia Tech (-/17)	H	L	10-37	10,431	GT QB Godsey 24-40, 295 yards & 2 TDs; Halftime: GT, 17-10; Douglas 23-94 rushing & 1 TD; Fowler 17 tackles & 1 INT
O 13	Wake Forest	H	L	35-42	10,835	WF RB Staton GW 5-yard TD run (7:05; 4th); Bryant 1-yard TD rush & Garber PAT tied game, 35-35 (11:30; 4th); Halftime: WF, 28-0
O 20	Maryland (-/12)	A	L	17-59	43,528	MD QB Hill 26-32, 323 yards & 1 TD + 105 rushing yards; MD TDs on 1st 6 possessions & 697 total yards; Wade 13-88 rushing
O 27	Vanderbilt	H	L	28-42	18,332	VANDY RB Williams 18-155 rushing & 2 TDs; Halftime: 14-14; VANDY 21 points in 3rd quarter; Douglas 29-169 rushing; Duke 537 total yards
N 3	N.C. State	H	L	31-55	35,206	NCS scored first 49 points; NCS 2 defensive TDs; Hart 10-165 receiving & 2 TDs; Bryant 31-54, 400 yards & 2 TDs; Fowler 12 tackles
N 17	North Carolina	A	L	17-52	52,000	UNC QB Curry 4 total TDs (3 pass); Halftime: UNC, 24-10; Total offense: Duke 231, UNC 560; UNC scored final 28 points
D 1	+Clemson	A	L	31-59	72,000	CLEM QB Dantzler 378 total yards & 5 TDs (4 pass); Bryant 23-56, 283 yards & 2 TDs; Total offense: Duke 394, CU 608; Fowler 8 tackles

+Duke-Clemson game was originally scheduled for September 15, but shifted to December 1 following series of terrorist attacks on the United States on September 11

	1st	2nd	3rd	4th	OT	Total
Duke	—	—	—	—	—	212
Opponents	—	—	—	—	—	491
TEAM STATISTICS	Duke			Opponents		
SCORING	212			491		
Points Per Game	19.3			44.6		
FIRST DOWNS	207			235		
Rushing	80			85		
Passing	109			125		
Penalty	18			25		
RUSHING YARDAGE	1,243			2,702		
Yards gained rushing	1,575			2,907		
Yards lost rushing	332			205		
Rushing Attempts	418			494		
Average Per Rush	3.0			5.5		
Average Per Game	113.0			245.6		
TDs Rushing	14			36		
PASSING YARDAGE	2,543			2,710		
Comp-Att-Int	195-406-19			201-329-7		
Average Per Pass	6.3			8.2		
Average Per Catch	13.0			13.5		
Average Per Game	231.2			246.4		
TDs Passing	12			25		
TOTAL OFFENSE	3,786			5,412		
Total Plays	824			823		
Average Per Play	4.6			6.6		
Average Per Game	344.2			492.0		
KICK RETURNS: #-Yards	56-1,162			22-558		
PUNT RETURNS: #-Yards	24-346			47-462		
INT RETURNS: #-Yards	7-36			19-266		
KICK RETURN AVERAGE	20.8			25.4		
PUNT RETURN AVERAGE	14.4			9.8		
INT RETURN AVERAGE	5.1			14.0		
FUMBLES-LOST	21-11			16-9		
PENALTIES-Yards	73-584			83-756		
Average Per Game	53.1			68.7		
PUNTS-Yards	71-2,628			—		
Average Per Punt	37.0			—		
Net punt average	—			—		
KICKOFFS-Yards	—			—		
Average Per Kick	—			—		
Net kick average	—			—		
TIME OF POSSESSION/Game	29:26			30:34		
3RD-DOWN Conversions	67/179			79/163		
3rd-Down Pct	37%			48%		
4TH-DOWN Conversions	9/26			10/15		
4th-Down Pct	35%			67%		
SACKS BY-Yards	16-80			—		
TOUCHDOWNS SCORED	28			65		
FIELD GOALS-ATTEMPTS	6-9			13-15		
ON-SIDE KICKS	—			—		
RED-ZONE SCORES	—			—		
RED-ZONE TOUCHDOWNS	—			—		
PAT-ATTEMPTS	(24-26) 92%			(62-64) 97%		

RUSHING									
Player	G	Att	Gain	Loss	Net	Avg	TD	Lg	Avg/G
C. Douglas	11	218	901	60	841	3.9	7	33	76.5
A. Wade	11	64	249	0	249	3.9	4	22	22.6
C. Dargan	9	22	96	4	92	4.6	0	12	10.2
K. Moore	11	12	67	1	66	5.5	0	14	6.0
K. Sharpe	11	3	17	1	16	5.3	0	7	1.5
D. Bryant	11	83	215	200	15	0.2	3	19	1.4
J. Pastore	1	4	13	0	13	3.2	0	4	13.0
B. Erdeljac	11	2	9	6	3	1.5	0	8	0.3
S. Landrum	10	2	5	3	2	1.0	0	5	0.2
TEAM	11	1	0	6	-6	-6.0	0	—	-0.5
A. Smith	5	5	0	21	-21	-4.2	0	—	-4.2
T. McDonald	11	2	3	30	-27	-13.5	0	3	-2.5
PASSING									
Player	G	Effic	C-A-I	Pct	Yds	TD	Lg	Avg/G	
D. Bryant	11	102.99	187-284-17	.487	2,454	11	78	223.1	
A. Smith	5	42.46	5-13-1	.385	30	0	10	6.0	
C. Wispelwey	3	248.00	2-4-0	.500	55	1	29	18.3	
T. McDonald	11	66.80	1-2-0	.500	4	0	4	0.4	
C. Douglas	11	-100.00	0-2-1	.000	0	0	0	0.0	
B. Erdeljac	11	0.00	0-1-0	.000	0	0	0	0.0	
RECEIVING									
Player	G	No.	Yds	Avg	TD	Lg	Avg/G		
B. Erdeljac	11	42	684	16.3	1	70	62.2		
M. Hart	10	30	476	15.9	4	46	47.6		
C. Douglas	11	26	233	9.0	1	78	21.2		
K. Sharpe	11	23	274	11.9	2	35	24.9		
R. Love	10	18	266	14.8	0	38	26.6		
A. Wade	11	16	158	9.9	0	22	14.4		
N. Brzezinski	11	13	133	10.2	3	22	12.1		
K. Moore	11	10	119	11.9	1	37	10.8		
S. Landrum	10	5	44	8.8	0	21	4.4		
C. Dargan	9	4	47	11.8	0	18	5.2		
C. Powell	10	3	65	21.7	0	33	6.5		
D. Scott	9	2	11	5.5	0	6	1.2		
L. Johnson	9	1	19	19.0	0	19	2.1		
Z. Novak	11	1	8	8.0	0	8	0.9		
J. Pastore	1	1	6	6.0	0	6	6.0		
SCORING									
Player	TD	FG	Kick	Rush	Rcv	Pass	Dxp	Saf	Pts
C. Douglas	8	0-0	0-0	0-0	0	0-0	0	0	48
B. Garber	0	6-9	18-20	0-0	0	0-0	0	0	36
M. Hart	4	0-0	0-0	1-1	0	0-0	0	0	26
A. Wade	4	0-0	0-0	0-0	0	0-0	0	0	24
D. Bryant	3	0-0	0-0	0-0	0	0-1	0	0	18
N. Brzezinski	3	0-0	0-0	0-0	0	0-0	0	0	18
K. Sharpe	2	0-0	0-0	0-0	0	0-0	0	0	12
B. Erdeljac	1	0-0	0-0	0-0	0	0-0	0	0	6
H. Freeman	0	0-0	6-6	0-0	0	0-0	0	0	6
R. Hamilton	1	0-0	0-0	0-0	0	0-0	0	0	6
K. Moore	1	0-0	0-0	0-0	0	0-0	0	0	6
A. Roberts	1	0-0	0-0	0-0	0	0-0	0	0	6
PUNTING									
Player	No.	Yds	Avg	Lg	TB	FC	i20	50+	Blk
T. McDonald	60	2,304	38.4	53	2	6	10	—	2
M. Brooks	8	312	39.0	49	0	1	1	—	0
TEAM	3	12	4.0	12	0	0	0	—	1

KICKOFF RETURNS									
Player	No.	Yds	Avg	TD	Lg				
C. Douglas	37	775	20.9	0	36				
K. Stanford	9	195	21.7	0	29				
K. Moore	9	181	20.1	0	37				
K. Sharpe	1	11	11.0	0	11				
PUNT RETURNS									
Player	No.	Yds	Avg	TD	Lg				
R. Hamilton	20	311	15.6	1	68				
B. Erdeljac	3	20	6.7	0	11				
K. Stanford	1	12	12.0	0	12				
S. Landrum	0	3	0.0	0	3				
INTERCEPTIONS									
Player	No.	Yds	Avg	TD	Lg				
A. Roberts	1	20	20.0	1	20				
J. Small	1	13	13.0	0	13				
M. Harris	1	3	3.0	0	3				
R. Fowler	1	0	0.0	0	—				
A. Green	1	0	0.0	0	—				
R. Hamilton	1	0	0.0	0	—				
K. Stanford	1	0	0.0	0	—				
FIELD GOALS									
Player	FGM-A	Pct	1-19	20-29	30-39	40-49	50+	Lg	Blk
B. Garber	6-9	.667	0-0	2-2	2-4	2-2	0-1	48	0
TOTAL OFFENSE LEADERS									
Player	G	Plays	Rush	Pass	Total	Avg/G			
D. Bryant	11	467	15	2,454	2,469	224.5			
C. Douglas	11	220	841	0	841	76.5			
A. Wade	11	64	249	0	249	22.6			
ALL PURPOSE YARDAGE LEADERS									
Player	G	Rush	Rec	PR	KOR	IR	Total	Avg/G	
C. Douglas	11	841	233	0	775	0	1,849	168.1	
B. Erdeljac	11	3	684	20	0	0	707	64.3	
M. Hart	10	0	476	0	0	0	476	47.6	
TACKLE LEADERS									
Player	G	UA	A	Tot	TFL/Yds	Sacks/Yds	PBU		
R. Fowler	11	70	57	127	7.0-24	3.0-16	1		
J. Small	11	52	31	83	4.0-10	0-0	3		
J. Scharrer	10	45	24	69	7.0-14	1.0-8	1		
J. Kreider	11	38	16	54	2.0-3	0-0	3		
T. Smith	11	41	12	53	1.0-3	0-0	2		
K. Stanford	11	42	6	48	5.0-13	0-0	7		
C. Porter	11	29	18	47	6.0-27	0-0	1		
R. Hamilton	11	45	2	47	2.0-7	0-0	9		
M. Zielsinski	11	34	12	46	5.0-15	2.0-9	2		
B.J. Hill	11	35	11	46	3.0-6	0-0	1		
N. Krill	11	33	12	45	7.0-31	2.0-14	1		
A. Green	11	24	12	36	1.0-2	0-0	3		
A. Roberts	11	20	12	32	3.0-3	1.0-1	3		
M. Harris	11	22	9	31	2.0-4	0-0	0		
S. Johnson	11	21	10	31	5.0-11	2.0-7	0		
G. Aguanno	10	17	9	26	4.0-8	1.0-3	0		
P. Alexander	10	12	13	25	0-0	0-0	2		
CAUSED FUMBLES									
R. Fowler 3, T. Smith 2, M. Zielsinski 2, R. Hamilton 1, S. Johnson 1, R. Roberts 1, J. Small 1									
FUMBLE RECOVERIES									
N. Krill 2, C. Porter 2, J. Small 2, A. Green 1, S. Johnson 1, M. Zielsinski 1									



2002

Overall Record: 2-10 ACC: 0-8 (9th)

Head Coach: Carl Franks  
Assistant Coaches: Ted Roof (DC), Scott Brown (DL), Fred Chatham (RB/RC), Louis Clyburn (TE), Denny Creehan (DB), Aubrey Hill (WR), Rich McGeorge (OL), Jim Pry (QB), Brad Sherrod (ILB)  
Starting Lineup: OFFENSE: QB Adam Smith, TB Chris Douglas, TE Andy Roland, WR Senterrio Landrum, WR Khary Sharpe, WR Lance Johnson, LT Drew Strojny, LG Daryl Lewis, C Luke Bayer, RG Rusty Wilson, RT Christian Mitchell; DEFENSE: DE Micah Harris, DT Matt Zielinski, DT Orrin Thompson, DE Shawn Johnson, LB Jamyon Small, LB Ryan Fowler, LB Brendan Dewan, CB Brian Greene, S Terrell Smith, S Alex Green, CB Kenneth Stanford; SPECIAL TEAMS: K Brent Garber, P Trey McDonald, LS Seth Carter  
Captains: Ryan Fowler, Jamyon Small & Drew Strojny | Team MVP: Alex Wade  
All-ACC: Ryan Fowler<sup>1RM</sup>, Shawn Johnson<sup>1</sup>, Alex Wade<sup>2</sup>, Matt Zielinski<sup>1RM</sup>  
Academic All-America: Shawn Johnson<sup>2</sup>

A 31	East Carolina	H	W	23-16	23,276	Dewan 12 tackles, 3.0 TFL, FR & 28-yard INT return for TD; Duke snaps 23-game losing streak; Duke led 20-0 in 2nd quarter; Garber 3 FGs
S 7	Louisville	H	L	3-40	25,486	LOU QB Ragone 23-34, 258 yards & 2 TDs; Halftime: LOU, 26-3; Total offense: Duke 175, LOU 452; LOU 6.0 QB sacks; Duke 0-15 3rd down
S 14	Northwestern	A	L	21-26	22,910	NW QB Basanez GW 1-yard TD rush (10:39; 4th); Wade 25-134 rushing; Smith 2 TD passes; Johnson 4.0 TFL; Total offense: Duke 428, NW 430
S 21	Florida State (-/5)	A	L	17-48	82,397	FSU QB Rix 16-22, 244 yards & 2 TDs; FSU WR Boldin 7-110 receiving & 1 TD; FSU 517 total yards & 30 1st downs; Dapolitto 2 TD passes
S 28	Navy	A	W	43-17	31,647	Wade 21-123 rushing & 2 TDs; Duke 40 straight points to erase 10-3 deficit; Rushing yards: Duke 288, NAVY 240 (N: 304.7 avg. entering game)
O 5	Virginia	H	L	22-27	17,638	UVA QB Schaub 27-45, 315 yards & 1 TD; Rushing yards: Duke 2, UVA 150; Smith 26-42, 256 yards & 2 TDs; UVA CB Curry INT (0:00; 4th)
O 12	Wake Forest	A	L	10-36	25,856	WF 2 non-offensive TDs in 1st quarter; Wade 23-165 rushing & 1 TD; Duke 59 total yards in 2nd half; Total offense: Duke 338, WF 224
O 19	N.C. State (-/13)	A	L	22-24	51,500	NCS QB Rivers 26-37, 364 yards & 2 TDs; Garber 65-yard FGA short (:00; 4th) after successful onside kick; Smith 28-41, 353 yards & 1 TD
O 26	Maryland	H	L	12-45	23,451	MD QB McBrien 16-21, 264 yards & 2 TDs + 1 TD rush; Halftime: MD, 31-0; Johnson 7-69 receiving & 1 TD; Fowler 13 tackles; Stanford 1 INT
N 2	Clemson	H	L	31-34	16,479	CLEM K Hunt GW 21-yard FG (:08; 4th); CLEM 24 points in 4th; CLEM QB Whitehurst 34-52, 420 yards & 4 TDs; Smith 23-44, 290 yards & 3 TDs
N 16	Georgia Tech	A	L	2-17	41,335	GT RB Clinkscale 22-71 rushing & 2 TDs; Zero combined 2nd half points; Douglas 12-77 rushing; Fowler 17 tackles; GT 4.0 QB sacks
N 23	North Carolina	H	L	21-23	33,002	UNC K Orner GW 47-yard FG (:00; 4th); Landrum 33-yard TD pass from Smith & Garber PAT gave Duke 21-20 lead (:53; 4th); Wade 25-138 rush

	1st	2nd	3rd	4th	OT	Total
Duke	—	—	—	—	—	227
Opponents	—	—	—	—	—	353

TEAM STATISTICS	Duke	Opponents
SCORING	227	353
Points Per Game	18.9	29.4
FIRST DOWNS	220	235
Rushing	106	85
Passing	99	125
Penalty	14	25
RUSHING YARDAGE	1,901	1,446
Yards gained rushing	2,299	1,848
Yards lost rushing	398	402
Rushing Attempts	487	425
Average Per Rush	3.9	3.4
Average Per Game	158.4	120.5
TDs Rushing	8	20
PASSING YARDAGE	2,399	3,056
Comp-Att-Int	206-385-13	245-407-12
Average Per Pass	6.2	7.5
Average Per Catch	9.2	12.5
Average Per Game	199.9	254.7
TDs Passing	18	18
TOTAL OFFENSE	4,300	4,502
Total Plays	872	832
Average Per Play	4.9	5.4
Average Per Game	358.3	375.2
KICK RETURNS: #-Yards	40-685	31-711
PUNT RETURNS: #-Yards	32-187	42-378
INT RETURNS: #-Yards	12-82	13-132
KICK RETURN AVERAGE	17.1	24.9
PUNT RETURN AVERAGE	5.8	9.0
INT RETURN AVERAGE	6.8	10.2
FUMBLES-LOST	21-10	23-13
PENALTIES-Yards	65-532	87-726
Average Per Game	44.3	60.5
PUNTS-Yards	70-2,651	—
Average Per Punt	37.9	—
Net punt average	—	—
KICKOFFS-Yards	—	—
Average Per Kick	—	—
Net kick average	—	—
TIME OF POSSESSION/Game	32:04	27:56
3RD-DOWN Conversions	73/199	72/174
3rd-Down Pct	37%	41%
4TH-DOWN Conversions	9/21	7/14
4th-Down Pct	43%	50%
SACKS BY-Yards	30.5-226	—
TOUCHDOWNS SCORED	27	44
FIELD GOALS-ATTEMPTS	14-27	16-22
ON-SIDE KICKS	—	—
RED-ZONE SCORES	—	—
RED-ZONE TOUCHDOWNS	—	—
PAT-ATTEMPTS	(21-24) 88%	(39-42) 93%

RUSHING											
Player	G	Att	Gain	Loss	Net	Avg	TD	Lg	Avg/G		
A. Wade	12	201	1,103	34	979	4.9	4	43	81.6		
C. Douglas	11	131	662	22	640	4.9	2	46	58.2		
S. Landrum	12	16	151	1	150	9.4	1	69	12.5		
C. Dapolitto	9	38	149	61	88	2.3	1	29	9.8		
M. Ruff	9	17	71	1	70	4.1	0	10	7.8		
R. Elliott	12	4	67	0	67	16.8	0	51	5.6		
K. Sharpe	11	7	28	1	27	3.9	0	13	2.5		
C. Dargan	3	4	26	3	23	5.8	0	18	7.7		
C. Wispelwey	6	3	16	21	-5	-1.7	0	9	-0.3		
TEAM	12	3	0	5	-5	-1.7	0	—	-0.2		
B. Garber	12	1	0	14	-14	-14.0	0	—	-1.2		
A. Smith	12	62	116	235	-119	-1.9	0	22	-9.9		

PASSING											
Player	G	Effic	C-A-I	Pct	Yds	TD	Lg	Avg/G			
A. Smith	12	118.90	174-308-9	.565	2,031	12	54	169.2			
C. Dapolitto	9	83.55	26-67-4	.388	295	4	34	32.8			
C. Wispelwey	6	212.53	5-6-0	.833	53	1	24	8.8			
D. Scott	11	299.00	1-2-0	.500	20	1	20	1.8			
TEAM	12	0.00	0-2-0	.000	0	0	0	0.0			

RECEIVING											
Player	G	No.	Yds	Avg	TD	Lg	Avg/G				
K. Sharpe	11	30	458	15.3	6	54	41.6				
S. Landrum	12	29	294	10.1	3	36	24.5				
L. Johnson	11	25	262	10.5	2	26	23.8				
A. Roland	12	22	344	15.6	2	41	28.7				
R. Love	8	22	238	10.8	1	22	29.8				
C. Douglas	11	21	254	12.1	3	45	23.1				
C. Powell	12	20	259	12.9	1	34	23.5				
A. Wade	12	20	159	7.9	0	17	13.2				
R. Elliott	12	9	76	8.4	0	30	11.7				
Z. Novak	12	1	8	8.0	0	8	0.7				
M. Wilgal	9	1	6	6.0	0	6	0.7				
A. Smith	12	1	-12	-12.0	0	—	-1.0				

SCORING											
Player	TD	FG	Kick	Rush	Rcv	Pass	Dxp	Saf	Pts		
B. Garber	0	14-26	21-23	0-0	0	0-0	0	0	63		
K. Sharpe	6	0-0	0-0	0-0	0	0-0	0	0	36		
C. Douglas	5	0-0	0-0	0-0	0	0-0	0	0	30		
S. Landrum	4	0-0	0-0	0-0	0	0-0	0	0	24		
A. Wade	4	0-0	0-0	0-0	0	0-0	0	0	24		
L. Johnson	2	0-0	0-0	0-0	0	0-0	0	0	12		
A. Roland	2	0-0	0-0	0-0	0	0-0	0	0	12		
C. Dapolitto	1	0-0	0-0	0-0	0	0-0	0	0	6		
B. Dewan	1	0-0	0-0	0-0	0	0-0	0	0	6		
C. Powell	1	0-0	0-0	0-0	0	0-0	0	0	6		
R. Love	1	0-0	0-0	0-0	0	0-0	0	0	6		
TEAM	0	0-1	0-0	0-0	0	0-0	0	1	2		
M. Brooks	0	0-0	0-1	0-0	0	0-0	0	0	0		
A. Smith	0	0-0	0-0	0-0	0	0-1	0	0	0		

PUNTING											
Player	No.	Yds	Avg	Lg	TB	FC	i20	50+	Blk		
T. McDonald	49	1,923	39.2	64	5	4	11	—	1		
M. Brooks	14	470	33.6	48	1	3	3	—	0		

KICKOFF RETURNS											
Player	No.	Yds	Avg	TD	Lg						
R. Elliott	17	294	17.3	0	27						
S. Landrum	12	12	234	0	31						
C. Douglas	7	125	17.9	0	29						

PUNT RETURNS											
Player	No.	Yds	Avg	TD	Lg						
K. Sharpe	26	162	6.2	0	21						

INTERCEPTIONS											
Player	No.	Yds	Avg	TD	Lg						
A. Green	3	31	10.0	0	31						
T. Smith	3	17	5.7	0	11						
K. Stanford	3	-7	-2.3	0	—						
B. Greene	1	0	0.0	0	—						
B. Dewan	1	28	28.0	1	28						
T. George	1	13	13.0	0	13						

FIELD GOALS											
Player	FGM-A	Pct	1-19	20-29	30-39	40-49	50+	Lg	Blk		
B. Garber	14-27	.519	0-0	7-8	0-3	4-8	3-7	56	2		

TOTAL OFFENSE LEADERS											
Player	G	Plays	Rush	Pass	Total	Avg/G					
A. Smith	12	370	-119	2,031	1,912	159.3					
A. Wade	12	201	979	0	979	81.6					
C. Douglas	11	131	640	0	640	58.2					

ALL PURPOSE YARDAGE LEADERS											
Player	G	Rush	Rec	PR	KOR	IR	Total	Avg/G			
A. Wade	12	979	159	0	0	0	1,138	94.8			
C. Douglas	11	640	254	0	125	0	1,019	92.6			
S. Landrum	12	150	294	0	234	0	678	56.5			

TACKLE LEADERS							
Player	G	UA	A	Tot	TFL/Yds	Sacks/Yds	PBU
R. Fowler	12	78	67	145	15.0-43	2.0-16	4
T. Smith	12	59	47	105	1.5-2	0	3
S. Johnson	12	49	24	73	19.5-115	12.0-97	0
A. Green	12	36	28	64	1-4	0	7
M. Harris	12	39	22	61	11.5-48	4.0-31	2
B. Dewan	8	31	28	59	6.5-22	1.0-7	2
J. Small	11	30	26	56	8.0-15	2.0-4	2
K. Stanford	12	37	15	52	2.0-3	0	11
G. Aguanno	12	32	20	52	8.5-36	3.0-23	2
M. Zielinski	12	35	14	49	18.5-73	3.0-34	2
B. Greene	12	32	12	44	3.0-7	0	1
O. Thompson	12	22	12	34	4.5-7	1.0-2	2
D. White	12	16	17	33	0	0	0
T. George	12	18	10	28	0	0	2
J. Scharrer	8	8	16	24	1.0-3	0	0
J. Kimbrough	11	12	4	16	0	0	0
B. Benion	11	9	6	15	3.0-5	1.5-4	0
J.T. Cape	12	7	7	14	0	0	1
J. Kitchen	12	8	6	14	1.0-2	0	0
D. Warrick	6	8	5	13	1.5-9	1.0-8	0
A. Roberts	11	3	7	10	0	0	0
P. Alexander	12	6	4	10	0	0	0
D. McCormick	9	7	3	10	1.0-5	0	0

2003

Overall Record: 4-8 ACC: 2-6 (8th)

Head Coach: Carl Franks  
Assistant Coaches: Jim Pry (OC/QB), Ted Roof (DC/DB), Scott Brown (DL), Fred Chatham (RB/RC), Louis Clyburn (TE), Aubrey Hill (WR), Rich McGeorge (OL), Brad Sherrod (ILB), Don Yanowsky (OLB/ST)  
Starting Lineup: OFFENSE: QB Mike Schneider, TB Chris Douglas, WR Senterrio Landrum, WR Reggie Love, WR Lance Johnson, TE Andy Roland, LT Drew Strojny, LG Daryl Lewis, C Luke Bayer, RG Rusty Wilson, RT Christian Mitchell; DEFENSE: DE Micah Harris, DT Matt Zielinski, DT Orrin Thompson, DE Phillip Alexander, LB Ryan Fowler, LB Guiseppe Aguanno, LB Brendan Dewan, CB Brian Greene, S Terrell Smith, S Alex Green, CB Kenneth Stanford; SPECIAL TEAMS: K Brent Garber, P Trey McDonald, LS Seth Carter  
Captains: Ryan Fowler, Terrell Smith, Drew Strojny & Alex Wade | Team MVPs: Chris Douglas, Ryan Fowler & Terrell Smith  
All-ACC: Chris Douglas<sup>1</sup>, Ryan Fowler<sup>2</sup>, Terrell Smith<sup>2</sup>, Matt Zielinski<sup>1</sup>  
Miscellaneous Awards: ACC Jim Tatum Award (Chris Douglas)  
NOTE: Carl Franks was dismissed on October 19; Ted Roof served as interim head coach for the final 5 games; Roof was named head coach on December 6

A 30	Virginia (-/18)	A	L	0-27	61,737	UVA RB Lundy 21-88 rushing & 1 TD; UVA TE Miller 5-52 receiving; Douglas 19-89 rushing & becomes Duke career all-purpose yards leader
S 6	Western Carolina	H	W	29-3	18,022	Smith 13-20, 120 yards & 2 TDs; Douglas 22-106 rushing & 1 TD; Rushing yards: Duke 215, WCU 4; TOS: Duke 0, WCU 4; Duke 39:15 TOP
S 13	Rice	H	W OT	27-24	18,742	OT: Garber 30-yard GW FG & Rice K Skeen 34-yard FGA wide left; Douglas 18-110 & 1 TD; Total offense: Duke 410, Rice 407; Rice 346 rush yards
S 20	Northwestern	H	L	10-28	21,143	NW RB Wright 27-149 & 2 TDs; Total offense: Duke 298, NW 463; Halftime: NW, 14-7; Schneider 12-24, 130 yards & 1 TD; Alexander 5.0 TFL
S 27	Florida State (-/6)	H	L	7-56	24,370	FSU QB Rix 16-25, 274 yards & 2 TDs; FSU 14 points in each quarter; Total offense: Duke 275, FSU 424; Douglas 19-48 rushing & 1 TD
O 11	Maryland	A	L	20-33	50,084	MD QB McBrien 18-32, 238 yards & 1 TD; MD K Novack 4 FGs; MD led 27-0 after 3 quarters; Duke 20 points in 4th; Schneider 270 pass yards
O 18	Wake Forest	H	L	13-42	17,314	WF RB Barclay 22-163 rushing & 3 TDs; Halftime: WF, 42-0; WF 256 rush yards; Wade 11-62 rushing; HC Carl Franks dismissed Sunday, O 19
O 25	N.C. State	H	L	21-28	27,614	NCS QB Rivers 23-31, 369 yards & 3 TDs; NCS WR Hall 8-142 receiving & 3 TDs; Douglas 25-125 rushing; Zielinski 12 tackles; NCS 9.0 TFL
N 1	Tennessee (-/19)	A	L	6-23	104,772	TENN K Wilhoit 3 FGs (45, 38 & 29); Halftime: 6-6; Total offense: Duke 299, TENN 355; Douglas 29-128 rushing; Zielinski 3.0 TFL & 2.0 QB sacks
N 8	Georgia Tech	H	W	41-17	12,976	Douglas 30-218 rushing & 2 TDs; Duke snaps 30-game ACC losing streak; Ruff 42-yard INT return for TD; Stanford 11 tackles & 1 INT
N 15	Clemson	A	L	7-40	70,000	CLEM QB Whitehurst 27-40, 331 yards & 3 TDs; Halftime: CLEM, 24-0; Douglas 16-62 rushing & becomes Duke career rushing yards leader
N 22	North Carolina	A	W	30-22	48,000	Douglas 27-119 rushing & 1 TD; Dargan 17-52 rushing & 2 TDs; Halftime: Duke, 22-0; Zielinski sack of QB Durant ends UNC final drive (2:00; 4th)

	1st	2nd	3rd	4th	OT	Total
Duke	—	—	—	—	—	211
Opponents	—	—	—	—	—	343
TEAM STATISTICS				Duke		Opponents
SCORING				211		343
Points Per Game				17.6		28.6
FIRST DOWNS				239		223
Rushing				123		97
Passing				99		117
Penalty				17		9
RUSHING YARDAGE				2,065		1,896
Yards gained rushing				2,458		2,167
Yards lost rushing				393		271
Rushing Attempts				546		430
Average Per Rush				3.8		4.4
Average Per Game				172.1		158.0
TDs Rushing				16		24
PASSING YARDAGE				2,051		2,603
Comp-Att-Int				176-359-8		207-351-11
Average Per Pass				5.7		7.4
Average Per Catch				11.7		12.6
Average Per Game				170.9		216.9
TDs Passing				8		15
TOTAL OFFENSE				4,116		4,499
Total Plays				905		781
Average Per Play				4.5		5.8
Average Per Game				343.0		374.9
KICK RETURNS: #-Yards				41-943		28-576
PUNT RETURNS: #-Yards				33-178		38-307
INT RETURNS: #-Yards				11-67		8-197
KICK RETURN AVERAGE				23.0		20.6
PUNT RETURN AVERAGE				5.4		8.1
INT RETURN AVERAGE				6.1		24.6
FUMBLES-LOST				17-9		18-10
PENALTIES-Yards				72-535		80-718
Average Per Game				44.6		59.8
PUNTS-Yards				70-2,754		59-2,464
Average Per Punt				39.3		41.8
Net punt average				—		—
KICKOFFS-Yards				—		—
Average Per Kick				—		—
Net kick average				—		—
TIME OF POSSESSION/Game				33:03		26:57
3RD-DOWN Conversions				66/192		57/157
3rd-Down Pct				34%		36%
4TH-DOWN Conversions				11/23		9/15
4th-Down Pct				48%		60%
SACKS BY-Yards				19-100		35-239
TOUCHDOWNS SCORED				25		43
FIELD GOALS-ATTEMPTS				13-21		14-17
ON-SIDE KICKS				—		—
RED-ZONE SCORES				—		—
RED-ZONE TOUCHDOWNS				—		—
PAT-ATTEMPTS				(20-22) 91%		(41-42) 98%

RUSHING												
Player	G	Att	Gain	Loss	Net	Avg	TD	Lg	Avg/G			
C. Douglas	12	236	1,181	43	1,138	4.8	6	50	94.8			
C. Dargan	11	69	278	14	264	3.8	5	25	24.0			
A. Wade	9	58	265	13	252	4.3	2	25	28.0			
M. Schneider	10	84	340	159	181	2.2	1	20	18.1			
S. Landrum	12	24	172	11	161	6.7	0	24	13.4			
C. Dapollito	6	29	117	32	85	2.9	0	18	14.2			
A. Fryer	4	8	25	0	25	3.1	0	7	6.2			
R. Elliott	11	3	10	0	10	3.3	0	4	0.9			
D. Adams	9	1	0	2	-2	-2.0	0	—	-0.2			
K. Sharpe	10	7	20	30	-10	-1.4	0	12	-1.0			
A. Smith	7	21	50	68	-18	-0.9	2	14	-2.6			
TEAM	7	6	0	21	-21	-3.5	0	—	-3.0			
PASSING												
Player	G	Effic	C-A-I	Pct	Yds	TD	Lg	Avg/G				
M. Schneider	10	96.48	97-208-6	.466	1,220	4	40	122.0				
A. Smith	7	102.76	49-94-0	.521	488	2	34	69.7				
C. Dapollito	6	113.73	30-54-2	.556	343	2	31	57.2				
D. Scott	9	0.00	0-2-0	.000	0	0	—	0.0				
TEAM	7	0.00	0-1-0	.000	0	0	—	0.0				
RECEIVING												
Player	G	No.	Yds	Avg	TD	Lg	Avg/G					
R. Love	12	27	290	10.7	4	40	24.2					
L. Johnson	12	23	247	10.7	1	32	20.6					
K. Sharpe	10	23	233	10.1	0	30	23.3					
C. Douglas	12	20	212	10.6	0	36	17.7					
B. Patrick	10	17	218	12.8	1	26	21.8					
A. Roland	12	14	254	18.1	1	34	21.2					
A. Wade	9	11	131	11.9	0	16	14.6					
S. Landrum	12	11	101	9.2	0	33	8.4					
C. Powell	11	9	134	14.9	0	26	12.2					
C. Dargan	11	8	64	8.0	0	12	5.8					
R. Elliott	11	7	92	13.1	1	28	8.4					
A. Fryer	4	3	33	11.0	0	13	8.2					
D. Adams	9	1	21	21.0	0	21	2.3					
J. Pastore	6	1	13	13.0	0	13	2.2					
D. Scott	9	1	8	8.0	0	8	0.9					
SCORING												
Player	TD	FG	Kick	Rush	Rcv	Pass	Dxp	Saf	Pts			
C. Douglas	6	0-0	0-0	0-0	0	0-0	0	0	36			
M. Brooks	0	6-9	15-17	0-0	0	0-0	0	0	33			
C. Dargan	5	0-0	0-0	0-0	0	0-0	0	0	30			
B. Garber	0	7-12	5-5	0-1	0	0-0	0	0	26			
R. Love	4	0-0	0-0	0-0	0	0-0	0	0	24			
A. Smith	2	0-0	0-0	0-0	0	0-0	0	0	12			
A. Wade	2	0-0	0-0	0-0	0	0-0	0	0	12			
L. Johnson	1	0-0	0-0	0-0	1	0-0	0	0	8			
R. Elliott	1	0-0	0-0	0-0	0	0-0	0	0	6			
B. Patrick	1	0-0	0-0	0-0	0	0-0	0	0	6			
A. Roland	1	0-0	0-0	0-0	0	0-0	0	0	6			
M. Ruff	1	0-0	0-0	0-0	0	0-0	0	0	6			
M. Schneider	1	0-0	0-0	0-1	0	0-0	0	0	6			
PUNTING												
Player	No.	Yds	Avg	Lg	TB	FC	i20	50+	Blk			
T. McDonald	55	2236	40.7	56	0	4	15	—	0			
M. Brooks	15	518	34.5	43	4	1	8	—	0			

KICKOFF RETURNS										
Player	No.	Yds	Avg	TD	Lg					
S. Landrum	25	709	28.4	0	63					
R. Elliott	7	121	17.3	0	32					
C. Douglas	5	93	18.6	0	22					
M. Ruff	1	14	14.0	0	14					
B. Dewan	1	6	6.0	0	6					
K. Felder	1	0	0.0	0	—					
J. Edwards	1	0	0.0	0	—					
PUNT RETURNS										
Player	No.	Yds	Avg	TD	Lg					
L. Johnson	21	105	5.0	0	24					
J. Pastore	11	65	5.9	0	16					
D. Bryant	1	8	8.0	0	8					
INTERCEPTIONS										
Player	No.	Yds	Avg	TD	Lg					
T. George	2	2	1.0	0	2					
A. Green	2	4	2.0	0	4					
J. Talley	2	0	0.0	0	—					
M. Ruff	1	42	42.0	1	42					
K. Stanford	1	19	19.0	0	19					
G. Aguanno	1	0	0.0	0	—					
B. Dewan	1	0	0.0	0	—					
B. Greene	1	0	0.0	0	—					
FIELD GOALS										
Player	FGM-A	Pct	1-19	20-29	30-39	40-49	50+	Lg	Blk	
B. Garber	7-12	.583	0-0	2-2	1-1	3-7	1-2	54	3	
M. Brooks	6-9	.667	1-1	1-1	3-6	1-1	0-0	44	0	
TOTAL OFFENSE LEADERS										
Player	G	Plays	Rush	Pass	Total	Avg/G				
M. Schneider	10	292	181	1,220	1,401	140.1				
C. Douglas	12	236	1,138	0	1,138	94.8				
A. Smith	7	115	-18	488	470	67.1				
ALL PURPOSE YARDAGE LEADERS										
Player	G	Rush	Rec	PR	KOR	IR	Total	Avg/G		
C. Douglas	12	1,138	212	0	93	0	1,443	120.2		
S. Landrum	12	161	101	0	709	0	971	80.9		
A. Wade	10	252	131	0	0	0	383	42.6		
TACKLE LEADERS										
Player	G	UA	A	Tot	TFL/Yds	Sacks/Yds	PBU			
T. Smith	12	75	65	140	8.0-18	1.0-3	1			
R. Fowler	12	79	57	136	12.5-30	0.5-1	4			
B. Dewan	12	47	44	91	2.5-6	0.5-3	3			
M. Zielinski	12	58	17	75	18.0-49	7.0-34	4			
K. Stanford	12	46	17	63	3.0-6	0	12			
G. Aguanno	12	29	31	60	8.0-25	1.0-7	1			
P. Alexander	12	42	17	59	18.5-79	6.5-45	5			
A. Green	12	34	22	56	3.5-5	0	8			
M. Ruff	12	25	15	40	5.0-19	1.0-8	0			
D. White	12	23	16	39	1.0-11	0	0			
B. Greene	12	32	5	37	3.0-6	0	5			
M. Harris	10	14	18	32	5.5-18	2.5-14	4			
J. Talley	12	17	15	32	0	0	3			

2004

Overall Record: 2-9 ACC: 1-7 (110th)

Head Coach: Ted Roof  
Assistant Coaches: David Kelly (Assoc. HC/WR), Glenn Spencer (Asst. HC/DB/RC), Marty Galbraith (OC/TE), Jerry Azzinaro (Co-DC), Scott Brown (Co-DC/DL), Fred Chatham (RB/ST), Tom Knotts (QB), Brad Sherrod (LB), Don Yanowsky (OL)  
Starting Lineup: OFFENSE: QB Mike Schneider, TB Cedric Dargan, TE Andy Roland, TE Ben Patrick, WR Ronnie Elliott, WR Corey Thompson, LT Jim Moravchik, LG Chris Best, C Dan Mooney, RG Tyler Krieg, RT Christian Mitchell; DEFENSE: DE Eli Nichols, DT Orrin Thompson, DT Casey Camero, DE Justin Kitchen, LB Brendan Dewan, LB Giuseppe Aguanno, LB Malcolm Ruff, CB John Talley, S Alex Green, S Brian Greene, CB Kenneth Stanford; SPECIAL TEAMS: K Matt Brooks, P Trey McDonald, LS Seth Carter  
Captains: Giuseppe Aguanno, Phillip Alexander, Chris Dapolito & Kenneth Stanford | Team MVP: Giuseppe Aguanno  
All-ACC: John Talley<sup>2</sup>  
Freshman All-America: Chris Davis<sup>2</sup>

S 4	Navy	A	L	12-27	29,027	NAVY QB Polanco 23-130 rushing & 1 TD; NAVY FB Eckel 23-100 rushing & 2 TDs; Halftime: 6-6; Dargan 20-114 rushing; TOS: Duke 0, Navy 3
S 11	Connecticut	A	L	20-22	40,000	UCONN K Nuzie GW 21-yard FG (3:40; 4th); Brooks 36-yard FGA wide left (:06; 4th); UCONN 16 straight points to erase 20-6 4th quarter deficit
S 18	Virginia Tech	A	L	17-41	65,115	VT 1st ACC game; VT QB Randall 12-24, 138 yards & 1 TD; Halftime: VT, 24-7; Total offense: Duke 197, VT 422; Wright 2-68 receiving
S 25	Maryland (-/23)	H	L	21-55	16,298	MD QB Statham 22-37, 362 yards & 4 TDs; Total offense: Duke 185, MD 685; Davis 94-yard KOR for TD; Talley 85-yard INT return for TD
O 2	The Citadel	H	W	28-10	16,814	Schneider 17-24, 190 yards & 2 TDs; Roland 3-39 receiving & 2 TDs; Total offense: Duke 397, CIT 281; Greene 11 tackles & 1 INT
O 16	Georgia Tech	A	L	7-24	46,856	GT RB Daniels 24-114 rushing & 1 TD; GT WR Johnson 6-92 receiving & 1 TD; Total offense: Duke 184, GT 330; Schneider 9-20, 81 yards
O 23	Virginia (-/14)	H	L	16-37	24,157	UVA RB Pearman 38-223 rushing & 1 TD; UVA scores final 14 points; Rushing yards: Duke 81, UVA 348; Patrick 5-97 receiving
O 30	Wake Forest	A	L	22-24	25,762	WF RB Barclay 26-134 rushing & 1 TD; Elliott 3-yard TD pass from Schneider & Brooks PAT (1:04; 4th); Duke failed onside kick (1:02; 4th)
N 6	Florida State (-/13)	A	L	7-29	80,598	FSU K Cismesia 5 FGs; Halftime: FSU, 9-7; Total offense: Duke 230, FSU 494; TOS: Duke 5, FSU 1; Lowe 7 tackles, 2.0 TFL & 1 INT
N 13	Clemson	H	W	16-13	24,714	Brooks GW 53-yard FG (:00; 4th); McCormick INT of CLEM QB Whitehurst (1:07; 4th) set up GW drive (4-6; 1:07); Total offense: Duke 234, CLEM 250
N 20	North Carolina	H	L	17-40	30,541	UNC RB Scott 26-144 rushing & 2 TDs; Halftime: UNC, 20-17; Schneider 19-34, 181 yards; Stanford 70-yard blocked FG return for TD

	1st	2nd	3rd	4th	OT	Total
Duke	57	40	32	37	—	166
Opponents	42	83	82	75	—	282
TEAM STATISTICS						
SCORING			Duke	Opponents		
Points Per Game			16.6	28.2		
FIRST DOWNS			147	207		
Rushing			52	114		
Passing			80	85		
Penalty			15	8		
RUSHING YARDAGE			982	2,198		
Yards gained rushing			1,336	2,393		
Yards lost rushing			354	195		
Rushing Attempts			361	448		
Average Per Rush			2.7	4.9		
Average Per Game			98.2	219.8		
TDs Rushing			6	18		
PASSING YARDAGE			1,704	2,007		
Comp-Att-Int		161-279-10		145-253-15		
Average Per Pass		6.1		7.9		
Average Per Catch		10.6		13.8		
Average Per Game		170.4		200.7		
TDs Passing		10		12		
TOTAL OFFENSE		2,686		4,205		
Total Plays		640		701		
Average Per Play		4.2		6.0		
Average Per Game		268.6		420.5		
KICK RETURNS: #-Yards		45-965		35-539		
PUNT RETURNS: #-Yards		12-76		34-237		
INT RETURNS: #-Yards		15-246		10-85		
KICK RETURN AVERAGE		21.4		15.4		
PUNT RETURN AVERAGE		6.3		7.0		
INT RETURN AVERAGE		16.4		8.5		
FUMBLES-LOST		18-12		19-10		
PENALTIES-Yards		54-386		64-601		
Average Per Game		38.6		60.1		
PUNTS-Yards		60-2,300		37-1,441		
Average Per Punt		38.3		38.9		
Net punt average		34.4		36.9		
KICKOFFS-Yards		—		—		
Average Per Kick		—		—		
Net kick average		—		—		
TIME OF POSSESSION/Game		30:47		29:12		
3RD-DOWN Conversions		46/144		49/130		
3rd-Down Pct		32%		38%		
4TH-DOWN Conversions		11/15		5/12		
4th-Down Pct		73%		42%		
SACKS BY-Yards		11-53		33-237		
TOUCHDOWNS SCORED		19		32		
FIELD GOALS-ATTEMPTS		12-18		20-23		
ON-SIDE KICKS		—		—		
RED-ZONE SCORES		—		—		
RED-ZONE TOUCHDOWNS		—		—		
PAT-ATTEMPTS		(16-17) 94%		(30-32) 94%		

RUSHING												
Player	G	Att	Gain	Loss	Net	Avg	TD	Lg	Avg/G			
C. Dargan	6	116	438	24	414	3.6	1	47	69.0			
J. Boyle	8	47	220	8	212	4.5	1	83	26.5			
A. Fryer	5	39	115	7	108	2.8	0	9	21.6			
R. Drummer	7	23	95	5	90	3.9	0	24	12.9			
D. Adams	7	10	78	1	77	7.7	1	28	11.0			
T. Ball	10	15	55	1	54	3.6	0	12	5.4			
C. Dukes	6	16	69	21	48	3.0	0	16	8.0			
C. Dapolito	8	23	70	47	23	1.0	1	21	2.9			
J. Wright	10	1	9	0	9	9.0	0	9	0.9			
R. Elliott	10	1	4	0	4	4.0	0	4	0.4			
C. Young	10	1	3	0	3	3.0	0	3	0.3			
A. Roland	10	0	-5	0	-5	0.0	0	—	-0.5			
S. Landrum	7	1	0	9	-9	-9.0	0	—	-1.3			
M. Schneider	10	63	185	227	-42	-0.7	2	23	-4.2			
PASSING												
Player	G	Effic	C-A-I	Pct	Yds	TD	Lg	Avg/G				
M. Schneider	10	118.02	131-219-6	.598	1,346	8	45	134.6				
C. Dapolito	8	93.25	20-37-2	.541	181	1	47	22.6				
C. Dukes	6	96.31	6-17-1	.353	108	1	35	18.0				
T. McDonald	10	175.60	2-2-0	1.000	18	0	9	1.8				
D. Adams	7	314.20	2-2-0	1.000	51	0	31	7.3				
C. Dargan	6	-200.001	0-0-1	.000	0	0	—	0.0				
RECEIVING												
Player	G	No.	Yds	Avg	TD	Lg	Avg/G					
B. Patrick	10	30	297	9.9	1	45	29.7					
R. Elliott	10	25	284	11.4	1	33	28.4					
A. Roland	10	19	226	11.9	3	47	22.6					
J. Wright	10	17	319	18.8	1	35	31.9					
C. Thompson	9	15	163	10.9	1	43	18.1					
D. McCormick	9	14	113	8.1	0	26	12.6					
R. Drummer	7	8	64	8.0	1	20	9.1					
C. Dargan	6	7	42	6.0	0	11	7.0					
S. Landrum	7	4	53	13.2	0	33	7.6					
T. Ball	10	4	34	8.5	0	12	3.4					
M. Wigal	10	3	28	9.3	0	15	2.8					
C. Dukes	6	3	22	7.3	0	11	3.7					
J. Boyle	8	3	7	2.3	0	4	0.9					
C. Young	10	2	12	6.0	0	8	1.2					
A. Fryer	5	2	11	5.5	0	8	2.2					
C. Powell	10	2	5	2.5	2	3	0.5					
M. Schneider	10	1	15	15.0	0	15	1.5					
M. Rumsey	7	1	5	5.0	0	5	0.7					
D. Adams	7	1	4	4.0	0	4	0.6					
SCORING												
Player	TD	FG	Kick	Rush	Rcv	Pass	Dxp	Saf	Pts			
M. Brooks	0	12-18	16-17	0-0	0	0-0	0	0	52			
A. Roland	3	0-0	0-0	0-0	0	0-0	0	0	18			
M. Schneider	2	0-0	0-0	0-0	0	0-2	0	0	12			
C. Powell	2	0-0	0-0	0-0	0	0-0	0	0	12			
J. Talley	2	0-0	0-0	0-0	0	0-0	0	0	12			
D. Adams	1	0-0	0-0	0-0	0	0-0	0	0	6			
J. Boyle	1	0-0	0-0	0-0	0	0-0	0	0	6			
C. Dapolito	1	0-0	0-0	0-0	0	0-0	0	0	6			
C. Dargan	1	0-0	0-0	0-0	0	0-0	0	0	6			
C. Davis	1	0-0	0-0	0-0	0	0-0	0	0	6			
R. Drummer	1	0-0	0-0	0-0	0	0-0	0	0	6			
R. Elliott	1	0-0	0-0	0-0	0	0-0	0	0	6			
B. Patrick	1	0-0	0-0	0-0	0	0-0	0	0	6			
C. Thompson	1	0-0	0-0	0-0	0	0-0	0	0	6			
J. Wright	1	0-0	0-0	0-0	0	0-0	0	0	6			

PUNTING												
Player	No.	Yds	Avg	Lg	TB	FC	I20	50+	Blk			
T. McDonald	57	2,261	39.7	66	2	4	11	—	1			
M. Brooks	1	39	39.0	39	0	0	0	—	0			
TEAM	2	0	0.0	0	0	0	0	—	1			
KICKOFF RETURNS												
Player	No.	Yds	Avg	TD	Lg							
C. Davis	19	497	26.2	1	94							
R. Drummer	14	269	19.2	0	29							
S. Landrum	6	100	16.7	0	21							
C. Young	3	67	22.3	0	27							
R. Elliott	2	31	15.5	0	17							
A. Roland	1	1	1.0	0	1							
PUNT RETURNS												
Player	No.	Yds	Avg	TD	Lg							
C. Davis	7	25	3.6	0	12							
M. Wigal	2	17	8.5	0	12							
D. Charbonnet	1	25	25.0	0	25							
J. Pastore	1	5	5.0	0	5							
C. Dapolito	1	4	4.0	0	4							
INTERCEPTIONS												
Player	No.	Yds	Avg	TD	Lg							
J. Talley	4	172	43.0	2	85							
C.J. Woodard	2	20	10.0	0	20							
K. Stanford	2	0	0.0	0	—							
C. Lowe	1	26	26.0	0	26							
C. Davis	1	9	9.0	0	9							
J. Kitchen	1	9	9.0	0	9							
D. McCormick	1	8	8.0	0	8							
E. Nichols	1	2	2.0	0	2							
B. Dewan	1	0	0.0	0	—							
A. Green	1	0	0.0	0	—							
FIELD GOALS												
Player	FGM-A	Pct	1-19	20-29	30-39	40-49	50+	Lg	Blk			
M. Brooks	12-18	.667	1-1	5-5	3-7	2-3	1-2	53	0			
TOTAL OFFENSE LEADERS												
Player	G	Plays	Rush	Pass	Total	Avg/G						
M. Schneider	10	282	-42	1,346	1,304	130.4						
C. Dargan	6	117	414	0	414	69.0						
J. Boyle	8	47	212	0	212	26.5						
ALL PURPOSE YARDAGE LEADERS												
Player	G	Rush	Rec	PR	KOR	IR	Total	Avg/G				
C. Davis	9	0	0	25	497	9	531	59.0				
C. Dargan	6	414	42	0	0	0	456	76.0				
R. Drummer	7	90	64	0	269	0	423	60.4				
TACKLE LEADERS												

2005

Overall Record: 1-10 ACC: 0-8 (6th/Coastal)

Head Coach: Ted Roof  
Assistant Coaches: David Kelly (Assoc. HC/WR), Glenn Spencer (Asst. HC/DB/RC), Bill O'Brien (OC/OB), Jerry Azzinaro (Co-DC), Scott Brown (Co-DC/DL), Fred Chatham (RB/ST), Brad Sherrod (LB), John Strollo (TE), Don Yanowsky (OL)  
Starting Lineup: OFFENSE: QB Zack Asack, TB Cedric Dargan (4) or Justin Boyle (3), FB Malcolm Ruff, WR Eron Riley, H-Back Ben Patrick, TE Andy Roland, LT Lavdrim Bauta, LG Jim Moravchik, C Matt Rumsey, RG Tyler Krieg, RT Demetrius Warrick; DEFENSE: DE Eli Nichols, DT Brian Sallee, DT Casey Camero, DE Phillip Alexander, LB Brendan Dewan, LB Michael Tauiliili, LB Patrick Bailey, CB John Talley, S Chris Davis, S Brian Greene, CB Deonto McCormick; SPECIAL TEAMS: K Joe Surgan, P Chris Sprague, LS Casey Hales  
Captains: Phillip Alexander, Brendan Dewan & Ronnie Elliott | Team MVP: John Talley  
All-ACC: John Talley<sup>1</sup>  
Academic All-America: Eli Nichols<sup>2</sup>  
Freshman All-America: Zack Asack<sup>TM</sup>, Michael Tauiliili<sup>1</sup>  
Miscellaneous Awards: ACC Jim Tatum Award (Brendan Dewan)

S 3	East Carolina	A	L	21-24	35,107	ECU QB Pinkney 17-21, 235 yards & 1 TD; Drummer 100-yard KOR for TD; TOs: Duke 4, ECU 2; Duke TOs on last 2 drives; Bailey 2 CF
S 10	Virginia Tech (-/7)	H	L	0-45	25,014	VT QB Vick 12-19, 172 yards & 3 TDs; Halftime: VT, 21-0; Total offense: Duke 35, VT 362; Dewan 8 tackles & 2.0 TFL; Talley 1 INT
S 17	VMI	H	W	40-14	10,126	Boyle 15-113 rushing & 2 TDs; Halftime: Duke, 21-0; Total offense: Duke 351, VMI 179; Nichols 10 tackles, 3.0 TFL & 2.0 QB sacks; Talley 1 INT
S 24	Virginia (-/23)	A	L	7-38	61,021	UVA QB Hagans 13-21, 174 yards & 4 TDs; Halftime: UVA, 10-0; UVA 21 points in 3rd quarter; Boyle 14-44 rushing; Talley 10 tackles
O 1	Navy	H	L	21-28	15,246	NAVY QB Owens GW 2-yard TD rush (1:18; 4th); Asack 6-yard TD rush & Riley PAT reception tied game, 21-21 (3:20; 4th); Boyle 16-64 rush
O 8	Miami (-/9)	A	L	7-52	40,315	MIA QB Wright 18-31, 255 yards & 3 TDs; Drummer 9-101 rushing & 1 TD (81: longest vs. MIA since 1976); MIA 557 total yards
O 15	Georgia Tech	H	L	10-35	17,451	GT RB Choice 15-107 rushing & 2 TDs; Halftime: Duke, 10-7; GT TDs on 4 straight possessions in 3rd quarter; Boyle 27-88 rushing
O 22	Florida State (-/11)	H	L	24-55	21,731	FSU QB Weatherford 24-32, 276 yards & 2 TDs; Boyette 10-123 rushing & 1 TD; Boyle 2 rushing TDs; Total offense: Duke 243, FSU 539
O 29	Wake Forest	H	L	6-44	15,347	WF RB Barclay 18-204 rushing & 2 TDs; Halftime: WF, 20-6; Total offense: Duke 203, WF 557; WF 419 rushing yards; Tauiliili 15 tackles
N 3	Clemson	A	L	20-49	77,000	CLEM QB Proctor 13-21, 201 yards & 2 TDs; Asack 26-43, 328 yards & 1 TD; Riley 4-130 receiving & 1 TD; Total offense: Duke 407, CLEM 450
N 19	North Carolina	A	L	21-24	50,000	UNC RB McGill GW 3-yard TD rush (1:38; 4th); Drummer 24-yard TD & Surgan PAT for 21-17 Duke lead (5:02; 4th); Tauiliili 14 tackles & 3.0 TFL

	1st	2nd	3rd	4th	OT	Total
Duke	35	47	43	52	—	177
Opponents	94	85	146	83	—	408
TEAM STATISTICS			Duke			Opponents
SCORING			177			408
Points Per Game			16.1			37.1
FIRST DOWNS			154			232
Rushing			79			108
Passing			60			103
Penalty			15			21
RUSHING YARDAGE			1,398			2,280
Yards gained rushing			1,770			2,567
Yards lost rushing			372			287
Rushing Attempts			435			444
Average Per Rush			3.2			5.1
Average Per Game			127.1			207.3
TDs Rushing			16			30
PASSING YARDAGE			1,331			2,244
Comp-Att-Int		284-134-17				296-176-9
Average Per Pass		4.7				7.6
Average Per Catch		9.9				12.8
Average Per Game		121.0				204.0
TDs Passing		5				22
TOTAL OFFENSE		2,729				4,524
Total Plays		719				740
Average Per Play		3.8				6.1
Average Per Game		248.1				411.3
KICK RETURNS: #-Yards		50-1,089				32-600
PUNT RETURNS: #-Yards		25-159				42-430
INT RETURNS: #-Yards		9-74				17-152
KICK RETURN AVERAGE		21.8				18.8
PUNT RETURN AVERAGE		6.4				10.2
INT RETURN AVERAGE		8.2				8.9
FUMBLES-LOST		22-9				25-9
PENALTIES-Yards		81-701				75-630
Average Per Game		63.7				57.3
PUNTS-Yards		76-3,144				45-1,755
Average Per Punt		41.4				39.0
Net punt average		35.4				35.5
KICKOFFS-Yards		40-2,170				75-4,611
Average Per Kick		54.2				61.5
Net kick average		36.8				40.6
TIME OF POSSESSION/Game		30:46				29:14
3RD-DOWN Conversions		58/172				58/143
3rd-Down Pct		34%				41%
4TH-DOWN Conversions		12/18				8/16
4th-Down Pct		67%				50%
SACKS BY-Yards		19-121				31-206
TOUCHDOWNS SCORED		22				54
FIELD GOALS-ATTEMPTS		7-10				10-15
ON-SIDE KICKS		0-0				0-0
RED-ZONE SCORES		(19-24) 79%				(46-53) 87%
RED-ZONE TOUCHDOWNS		(16-24) 67%				(38-53) 72%
PAT-ATTEMPTS		(20-21) 95%				(54-54) 100%

RUSHING											
Player	G	Att	Gain	Loss	Net	Avg	TD	Lg	Avg/G		
J. Boyle	10	134	490	32	458	3.4	9	34	45.8		
R. Drummer	11	33	352	15	337	10.2	2	81	30.6		
R. Boyette	9	60	271	19	252	4.2	1	78	28.0		
C. Dargan	5	52	160	10	150	2.9	2	19	30.0		
Z. Asack	9	78	242	147	95	1.2	2	18	10.6		
C. Harris	9	21	77	2	75	3.6	0	22	8.3		
C. Dukes	6	11	55	14	41	3.7	0	15	6.8		
D. Adams	8	2	25	0	25	12.5	0	22	3.1		
M. Jones	11	9	28	17	11	1.2	0	13	1.0		
M. Ruff	10	3	5	0	5	1.7	0	4	0.5		
R. Elliott	7	1	0	2	-2	-2.0	0	—	-0.3		
C. Sprague	11	1	0	2	-2	-2.0	0	—	-0.2		
M. Schneider	8	23	65	76	-11	-0.5	0	11	-1.4		
TEAM	7	7	0	36	-36	-5.1	0	—	-5.1		
PASSING											
Player	G	Effic	C-A-I	Pct	Yds	TD	Lg	Avg/G			
Z. Asack	9	95.36	90-180-8	.500	966	5	66	107.3			
M. Schneider	8	68.00	41-86-6	.477	351	0	26	43.9			
M. Jones	11	7.20	2-7-1	.286	6	0	9	0.5			
C. Dukes	6	-38.80	1-6-2	.167	8	0	8	1.3			
TEAM	7	0.00	0-3-0	.000	0	0	0	0.0			
C. Harris	9	0.00	0-1-0	.000	0	0	0	0.0			
C. Sprague	11	0.00	0-1-0	.000	0	0	0	0.0			
RECEIVING											
Player	G	No.	Yds	Avg	TD	Lg	Avg/G				
B. Patrick	10	30	252	8.4	0	20	25.2				
R. Elliott	7	19	176	9.3	0	20	25.1				
A. Roland	11	13	176	13.5	1	54	16.0				
E. Riley	9	11	247	22.5	2	66	27.4				
M. Jones	11	11	90	8.2	1	17	8.2				
D. Adams	8	10	100	10.0	0	26	12.5				
J. Wright	5	8	155	19.4	1	30	31.0				
R. Drummer	11	7	19	2.7	0	12	1.7				
R. Boyette	9	7	14	2.0	0	13	1.6				
R. Wood	10	4	26	6.5	0	9	2.6				
N. Stefanow	10	3	20	6.7	0	9	2.0				
J. Boyle	10	3	6	2.0	0	3	0.6				
M. Ruff	10	2	15	7.5	0	8	1.5				
C. Dargan	5	2	14	7.0	0	8	2.8				
R. Chestnut	9	2	12	6.0	0	7	1.3				
K. Stubbs	7	2	9	4.5	0	6	1.3				
SCORING											
Player	TD	FG	Kick	Rush	Rcv	Pass	Dxp	Saf	Pts		
J. Boyle	9	0-0	0-0	0-0	0	0-0	0	0	54		
J. Surgan	0	6-8	15-16	0-0	0	0-0	0	0	33		
R. Drummer	3	0-0	0-0	0-0	0	0-0	0	0	18		
E. Riley	2	0-0	0-0	0-0	1	0-0	0	0	14		
Z. Asack	2	0-0	0-0	0-0	0	1-1	0	0	12		
C. Dargan	2	0-0	0-0	0-0	0	0-0	0	0	12		
R. DeSmyter	0	1-2	4-4	0-0	0	0-0	0	0	7		
R. Boyette	1	0-0	0-0	0-0	0	0-0	0	0	6		
M. Jones	1	0-0	0-0	0-0	0	0-0	0	0	6		
A. Roland	1	0-0	0-0	0-0	0	0-0	0	0	6		
J. Wright	1	0-0	0-0	0-0	0	0-0	0	0	6		
TEAM	0	0-0	0-0	0-0	0	0-0	0	1	2		
G. Meyers	0	0-0	1-1	0-0	0	0-0	0	0	1		
PUNTING											
Player	No.	Yds	Avg	Lg	TB	FC	i20	50+	Blk		
C. Sprague	76	3,144	41.4	64	1	8	20	0	0		

KICKOFF RETURNS									
Player	No.	Yds	Avg	TD	Lg				
C. Davis	20	425	21.2	0	35				
R. Drummer	16	382	23.9	1	100				
E. Riley	9	213	23.7	0	32				
C. Harris	2	47	23.5	0	36				
M. Dowling	2	6	3.0	0	6				
A. Williams	1	16	16.0	0	16				
PUNT RETURNS									
Player	No.	Yds	Avg	TD	Lg				
C. Davis	22	167	7.6	0	23				
R. Wood	1	-4	-4.0	0	—				
TEAM	1	-4	-4.0	0	—				
R. Radloff	1	0	0.0	0	—				
INTERCEPTIONS									
Player	No.	Yds	Avg	TD	Lg				
J. Talley	5	73	14.6	0	35				
C. Davis	2	1	0.5	0	1				
B. Greene	2	0	0.0	0	—				
FIELD GOALS									
Player	FGM-A	Pct	1-19	20-29	30-39	40-49	50+	Lg	Blk
R. DeSmyter	1-2	.500	0-0	0-1	0-0	1-1	0-0	40	0
J. Surgan	6-8	.750	0-0	1-1	1-2	4-5	0-0	49	1
TOTAL OFFENSE LEADERS									
Player	G	Plays	Rush	Pass	Total	Avg/G			
Z. Asack	9	258	95	966	1,061	117.9			
J. Boyle	10	134	458	0	458	45.8			
M. Schneider	8	109	-11	351	340	42.5			
ALL PURPOSE YARDAGE LEADERS									
Player	G	Rush	Rec	PR	KOR	IR	Total	Avg/G	
R. Drummer	11	337	19	0	382	0	738	67.1	
C. Davis	11	0	0	167	425	1	593	53.9	
J. Boyle	10	458	6	0	0	0	464	46.4	
TACKLE LEADERS									
Player	G	UA	A	Tot	TFL/Yds	Sacks/Yds	PBU		
M. Brown	11	56	36	92	10.0-26	1.0-10	0		
B. Dewan	11	42	27	69	9.5-24	2.0-7	0		
B. Greene	11	44	18	62	3.0-17	2.0-13	1		
P. Bailey	8	30	22	52	2.0-7	0.5-1	0		
J. Talley	11	38	12	50	1.5-2	0	8		
E. Nichols	11	30	18	48	8.0-29	3.0-16	2		
J. Edwards	11	25	22	47	3.5-21	1.5-16	2		
C. Davis	11	31	15	46	4.0-24	1.5-14	3		
D. White	11	25	21	46	3.0-11	1.0-7	0		
P. Alexander	11	28	13	41	6.5-25	2.5-19	2		
D. McCormick	11	36	5	41	0.5-1	0.5-1	4		
C. Camero	11	25	14	39	4.5-13	1.0-8	0		
J. Kilchen	11	14	10	24	2.5-3	0	2		
B. Sallee	11	17	7	24	3.5-14	1.0-7	1		
G. Williams	10	14	7	21	2.5-6	0	1		
A. Williams	10	14	6	20	1.0-2	0	0		
C. Lowe	5	11	8	19	1.0-7	0	0		
CAUSED FUMBLES									
P. Bailey 3, M. Brown 3, G. Williams 2, P. Alexander 1, L. Bauta 1, C. Camero 1									
C. Davis 1, J. Edwards 1, B. Greene 1, J. Talley 1									
FUMBLE RECOVERIES									
D. McCormick 2, P. Alexander 1, C. Camero 1, B. Dewan 1, J. Edwards 1,									
B. Greene 1, C. Lowe 1, E. Nichols 1									



2006

Overall Record: 0-12 ACC: 0-8 (6th/Coastal)

Head Coach: Ted Roof  
Assistant Coaches: Glenn Spencer (Asst. HC/DB/RC), Bill O'Brien (OC/QB), Jerry Azzinaro (Co-DC/OLB), Scott Brown (Co-DC/DL), Larry Kerr (ILB/ST), Charles London (RB), Scottie Montgomery (WR), Brad Sherrod (TE), John Strollo (OL)  
Starting Lineup: OFFENSE: QB Thaddeus Lewis, RB Justin Boyle, FB Tielor Robinson, WR Jomar Wright, WR Eron Riley, TE Nick Stefanow, LT Cameron Goldberg, LG Zach Maurides, C Matt Rumsey, RG Rob Schirmann, RT Fred Roland; DEFENSE: DE Eli Nichols, DT Casey Camero, DT Vince Oghobaase, RUE Patrick Bailey, LB Codey Lowe, LB Jeramy Edwards, LB Michael Tauliilli, CB Deonto McCormick, S Chris Davis, S Adrian Aye-Darko, CB John Talley; SPECIAL TEAMS: K Joe Surgan, P Alex Feinberg, LS Casey Hales  
Captains: Casey Camero, Eli Nichols & John Talley | Team MVP: John Talley  
All-ACC: John Talley<sup>1</sup>  
Academic All-America: Eli Nichols<sup>2</sup>  
Freshman All-America: Thaddeus Lewis<sup>TM</sup>

S 2	Richmond	H	L	0-13	27,546	RICH RB Hightower 20-86 rushing; Total offense: Duke 210, RICH 225; Duke 2 drives inside RICH 5 in 4th qtr.; TO downs (5:15) & fumble (1:58)
S 9	Wake Forest	A	L	13-14	26,071	WF K Swank GW PAT after RB Andrews 2-yard TD rush (1:28; 4th); Surgan 28-yard FGA blocked (:00; 4th); Lewis 21-32, 305 yards & 1 TD
S 16	Virginia Tech (-/14)	A	L	0-36	66,233	VT QB Glennon 15-25, 305 yards & 2 TDs; VT WR Clowney 4-120 receiving; VT WR Royal 58-yard PR for TD; Total offense: Duke 139, VT 418
S 30	Virginia	H	L	0-37	19,241	UVA RB Snelling 18-92 rushing & 1 TD; Rushing yards: Duke -21, UVA 106; TOs: Duke 5, UVA 1; Lewis 11-25, 121 yards; Bailey 8 tackles
O 7	Alabama	A	L	14-30	92,138	ALA QB Wilson 18-30, 220 yards & 1 TD; Halftime: Duke, 14-10; Total offense: Duke 275, ALA 354; Boyette 9-97 rushing; Lowe 3.0 TFL
O 14	Florida State	H	L	24-51	17,525	FSU QB Weatherford 16-24, 321 yards & 4 TDs; Lewis 19-41, 255 yards & 1 TD; Talley 50-yard INT return for TD; FSU 478 total yards
O 21	Miami	H	L	15-20	16,291	MIA QB Wright 24-41, 299 yards & 2 TDs; MIA LB Cooper INT of Lewis pass in EZ ends Duke final drive (:00; 4th); Lewis 284 passing yards
O 28	Vanderbilt	H	L	28-45	14,198	VANDY QB Nickson 400 total yards & 5 TDs (3 rush); VANDY WR Bennett 9-184 receiving & 1 TD; Boyle 14-113 rushing & 4 TDs
N 4	Navy	H	L	13-38	17,782	NAVY QB Kaheaku-Enhada 14-119 rushing & 1 TD; NAVY 38 straight points to erase 7-0 deficit; Boyle 15-76 rushing; Edwards 15 tackles
N 11	Boston College (-/22)	A	L	7-28	42,326	BC QB Ryan 23-37, 219 yards & 2 TDs; Halftime: BC, 14-7; Total offense: Duke 301, BC 501; Harris 6-59 rushing & 1 TD; Bailey 10 tackles
N 18	Georgia Tech (-/18)	A	L	21-49	46,768	GT QB Ball 7-13, 122 yards & 3 TDs; GT first 28 points; Lewis 19-32, 237 yards & 2 TDs; Total offense: Duke 278, GT 462; Lowe 8 tackles
N 25	North Carolina	H	L	44-45	24,478	Duke PATA blocked after Bailey 21-yard INT return for TD made score 45-44 (2:49; 4th); Robinson 3 TD receptions; Lewis 285 pass yards

	1st	2nd	3rd	4th	OT	Total
Duke	19	61	31	68	—	179
Opponents	120	105	82	99	—	406

TEAM STATISTICS	Duke	Opponents
SCORING	179	406
Points Per Game	14.9	33.8
FIRST DOWNS	195	235
Rushing	72	99
Passing	97	118
Penalty	26	18
RUSHING YARDAGE	1,179	2,016
Yards gained rushing	1,617	2,356
Yards lost rushing	438	340
Rushing Attempts	412	441
Average Per Rush	2.9	4.6
Average Per Game	98.2	168.0
TDs Rushing	10	21
PASSING YARDAGE	2,222	2,728
Att-Comp-Int	358-189-17	343-206-10
Average Per Pass	6.2	8.0
Average Per Catch	11.8	13.2
Average Per Game	185.2	227.3
TDs Passing	12	27
TOTAL OFFENSE	3,401	4,744
Total Plays	770	784
Average Per Play	4.4	6.1
Average Per Game	283.4	395.3
KICK RETURNS: #-YARDS	55-1281	24-452
PUNT RETURNS: #-YARDS	21-107	37-396
INT RETURNS: #-YARDS	10-184	17-219
KICK RETURN AVERAGE	23.3	18.8
PUNT RETURN AVERAGE	5.1	10.7
INT RETURN AVERAGE	18.4	12.9
FUMBLES-LOST	33-14	25-13
PENALTIES-YARDS	72-564	92-798
Average Per Game	47.0	66.5
PUNTS-YARDS	68-2,485	46-1,864
Average Per Punt	36.5	40.5
Net punt average	30.4	36.5
KICKOFFS-Yards	39-2,241	78-4,722
Average Per Kick	54.9	60.5
Net kick average	38.2	38.5
TIME OF POSSESSION/GAME	30:03	29:57
3RD-DOWN CONVERSIONS	49/165	69/157
3rd-Down Pct	30%	44%
4TH-DOWN CONVERSIONS	8/24	7/15
4th-Down Pct	33%	47%
SACKS BY-YARDS	14-108	40-238
TOUCHDOWNS SCORED	24	54
FIELD GOALS-ATTEMPTS	4-11	10-15
ON-SIDE KICKS	1-1	0-0
RED-ZONE SCORES	19-39 49%	38-48 79%
RED-ZONE TOUCHDOWNS	17-39 44%	31-48 65%
PAT-ATTEMPTS	15-20 75%	50-53 94%

RUSHING									
Player	G	Att	Gain	Loss	Net	Avg	TD	Lg	Avg/G
R. Boyette	12	87	421	33	388	4.5	2	33	32.3
J. Boyle	10	91	398	40	358	3.9	5	32	35.8
C. Harris	12	56	234	28	206	3.7	1	52	17.2
R. Drummer	10	29	188	40	148	5.1	1	48	14.8
T. Robinson	12	21	79	1	78	3.7	0	16	6.5
J. Marshall	12	8	64	2	62	7.8	0	22	5.2
A. Fryer	7	5	23	0	23	4.6	0	9	3.3
J. Wright	12	1	0	4	-4	-4.0	0	—	-0.3
M. Jones	11	15	20	26	-6	-0.4	0	7	-0.5
T. Lewis	12	99	190	264	-74	-0.7	1	13	-6.2

PASSING									
Player	G	Effic	C-A-I	Pct	Yds	TD	Lg	Avg/G	
T. Lewis	12	106.93	180-340-16	.529	2,134	11	54	177.8	
M. Jones	11	106.34	8-14-0	.571	82	0	38	7.5	
C. Harris	12	140.20	1-2-1	.500	6	1	6	0.5	
TEAM	4	0.00	0-2-0	.000	0	0	—	0.0	

RECEIVING									
Player	G	No.	Yds	Avg	TD	Lg	Avg/G		
J. Wright	12	40	561	14.0	2	54	46.8		
R. Chestnut	12	39	375	9.6	2	20	31.2		
E. Riley	11	32	643	20.1	3	52	58.5		
R. Drummer	10	16	114	7.1	0	25	11.4		
T. Robinson	12	15	139	9.3	4	33	11.6		
N. Stefanow	12	10	113	11.3	1	21	9.4		
M. Jones	11	10	84	8.4	0	12	7.6		
R. Boyette	12	9	49	5.4	0	14	4.1		
J. Boyle	10	8	66	8.2	0	14	6.6		
B. King	11	7	54	7.7	0	12	4.9		
N. Gee	9	2	18	9.0	0	12	2.0		
C. Harris	12	1	6	6.0	0	6	0.5		

SCORING									
Player	TD	FG	Kick	Rush	Rcv	Pass	Dxp	Saf	Pts
J. Boyle	5	0-0	0-0	0-0	0	0-0	0	0	30
T. Robinson	4	0-0	0-0	0-0	1	0-0	0	0	26
E. Riley	3	0-0	0-0	0-0	0	0-0	0	0	18
J. Surgan	0	3-10	9-12	0-0	0	0-0	0	0	18
R. Boyette	2	0-0	0-0	1-2	0	0-0	0	0	14
R. Chestnut	2	0-0	0-0	0-0	0	0-0	0	0	12
J. Wright	2	0-0	0-0	0-0	0	0-0	0	0	12
R. DeSmyler	0	1-1	6-8	0-0	0	0-0	0	0	9
P. Bailey	1	0-0	0-0	0-0	0	0-0	0	0	6
R. Drummer	1	0-0	0-0	0-0	0	0-0	0	0	6
C. Harris	1	0-0	0-0	0-0	0	0-0	0	0	6
T. Lewis	1	0-0	0-0	0-0	0	0-0	0	0	6
N. Stefanow	1	0-0	0-0	0-0	0	0-0	0	0	6
J. Talley	1	0-0	0-0	0-0	0	0-0	0	0	6
V. Oghobaase	0	0-0	0-0	0-0	0	0-0	0	1	2
TEAM	0	0-0	0-0	0-0	0	0-0	0	1	2

PUNTING									
Player	No.	Yds	Avg	Lg	TB	FC	I20	50+	Blk
A. Feinberg	63	2,366	37.6	49	1	4	13	—	1
R. DeSmyler	4	119	29.8	42	0	0	0	—	0
TEAM	1	0	0.0	0	0	0	0	—	0

KICKOFF RETURNS					
Player	No.	Yds	Avg	TD	Lg
J. Marshall	38	953	25.1	0	67
L. Wright	6	116	19.3	0	27
R. Drummer	5	129	25.8	0	29
E. Riley	2	43	21.5	0	24
Ale. Williams	1	16	16.0	0	16
T. Robinson	1	11	11.0	0	11
Alf. Williams	1	7	7.0	0	7
A. Fryer	1	6	6.0	0	6

PUNT RETURNS					
Player	No.	Yds	Avg	TD	Lg
L. Wright	15	91	6.1	0	22
C. Davis	5	13	2.6	0	5
R. Wood	1	3	3.0	0	3

INTERCEPTIONS					
Player	No.	Yds	Avg	TD	Lg
J. Talley	7	150	21.4	1	50
P. Bailey	1	21	21.0	1	21
A. Aye-Darko	1	13	13.0	0	13
L. Wright	1	0	0.0	0	—

FIELD GOALS									
Player	FGM-A	Pct	1-19	20-29	30-39	40-49	50+	Lg	Blk
J. Surgan	3-10	.300	0-0	1-5	1-2	1-3	0-0	40	3
R. DeSmyler	1-1	1.000	0-0	1-1	0-0	0-0	0-0	25	0

TOTAL OFFENSE LEADERS						
Player	G	Plays	Rush	Pass	Total	Avg/G
T. Lewis	12	439	-74	2,134	2,060	171.7
R. Boyette	12	87	388	0	388	32.3
J. Boyle	10	91	358	0	358	35.8

ALL PURPOSE YARDAGE LEADERS									
Player	G	Rush	Rec	PR	KOR	IR	Total	Avg/G	
J. Marshall	12	62	0	0	953	0	1,015	84.6	
E. Riley	11	0	643	0	43	0	686	62.4	
J. Wright	12	-4	561	0	0	0	557	46.4	

TACKLE LEADERS									
Player	G	UA	A	Tot	TFL/Yds	Sacks/Yds	PBU		
M. Tauliilli	12	32	61	93	11.0-33	0.5-3	1		
J. Edwards	12	49	40	89	12.0-36	1.0-8	0		
P. Bailey	12	45	32	77	12.5-48	3.5-26	1		
C. Lowe	12	37	33	70	14.0-66	3.0-25	1		
C. Davis	12	37	27	64	1.0-1	0	4		
A. Aye-Darko	12	29	26	55	2.5-17	1.5-12	3		
G. Williams	12	26	25	51	2.5-11	2.0-10	2		
J. Talley	12	27	15	42	5.5-12	0	8		
D. McCormick	12	23	16	39	1.0-4	0	9		
V. Oghobaase	11	9	17	26	6.5-18	1.0-6	0		
G. Akinbiyi	12	11	15	26	2.5-5	0	0		
C. Camero	12	9	16	25	2.5-11	1.0-9	2		
T. Ball	12	11	7	18	1.5-5	0	0		
E. Nichols	8	7	11	18	1.5-4	0	1		
L. Wright	11	12	5	17	0	0	0		

CAUSED FUMBLES  
A. Aye-Darko 2, J. Edwards 2, J. Talley 2, T. Ball 1, C. Lowe 1, C. Respress 1, M. Tauliilli 1, G. Williams 1

FUMBLE RECOVERIES  
C. Lowe 3, J. Marshall 2, P. Bailey 1, D. McCormick 1, A. Okpokowuruk 1, V. Rey 1, M. Tauliilli 1, J. Talley 1, G. Williams 1

2007

Overall Record: 1-11 ACC: 0-8 (6th/Coastal)

Head Coach: Ted Roof  
Assistant Coaches: Glenn Spencer (Asst. HC/ILB/RC), Peter Vaas (OC/QB), Scott Brown (DL), John Gutekunst (DB), Larry Kerr (OLB), Scottie Montgomery (WR), Danny Pearman (TE/ST), Brad Sherrod (RB), John Strollo (OL)  
Starting Lineup: OFFENSE: QB Thaddeus Lewis, RB Re'quan Boyette, RB Clifford Harris, TE Nick Stefanow, WR Eron Riley, WR Jomar Wright, LT Cameron Goldberg, LG Zach Maurides, C Matt Rumsey, RG Rob Schirmann, RT Fred Roland; DEFENSE: RUE Greg Akinbiyi, NG Ayanga Okpokowuruk, DT Vince Oghobaase, DE Wesley Oglesby, WLB Vincent Rey, MLB Michael Tauiilili, SLB Marcus Jones, CB Leon Wright, FS Chris Davis, SS Adrian Aye-Darko, CB Glenn Williams; SPECIAL TEAMS: K Nick Maggio, P Kevin Jones, LS Casey Hales  
Captains: Patrick Bailey, Chris Davis, Matt Rumsey & Jomar Wright | Team MVP: Eron Riley  
All-ACC: Eron Riley<sup>2</sup>  
Freshman All-America: Kevin Jones<sup>HM</sup>

S 1	Connecticut	H	L	14-45	17,251	UCONN QB Lorenzen 22-30, 298 yards & 2 TDs; Halftime: Duke, 14-11; Marshall 94-yard KOR for TD; Total offense: Duke 169, UCONN 487
S 8	Virginia	A	L	13-24	58,554	UVA RB Peerman 19-137 rushing & 1 TD; Halftime: UVA, 17-2; UVA led 17-13 after 3 quarters; Total offense: Duke 229, UVA 324
S 15	Northwestern	A	W	20-14	23,716	Lewis 19-23, 246 yards & 3 TDs; NW final drive ends with 4 incomplete passes from Duke 7 (:00; 4th); Total offense: Duke 309, NW 506
S 22	Navy	A	L	43-46	31,278	NAVY K Bullen GW 44-yard FG (:00; 4th); Lewis 23-36, 428 yards & 4 TDs; Riley 6-235 receiving & 4 TDs; Navy scored final 14 points
S 29	Miami	A	L	14-24	30,614	MIA QB Wright 19-23, 230 yards & 2 TDs; Lewis 18-27, 241 yards & 2 TDs; Halftime: MIA, 10-0; Boyette 14-71 rushing; MIA 430 total yards
O 6	Wake Forest	H	L	36-41	20,134	WF WR Moore 11-100 receiving + 2 TD rushes; Duke failed onside kick after Kelly 19-yard TD pass from Lewis (1:05; 4th); Riley 8-143 receiving & 2 TDs
O 13	Virginia Tech (-/12)	H	L	14-43	23,691	VT QB Glennon 16-21, 258 yards & 2 TDs; Halftime: VT, 34-7; Total offense: Duke 194, VT 445; Tauiilili 13 tackles, 1.0 QB sack, 1 FR & 1 INT
O 27	Florida State	A	L	6-25	79,159	FSU WR Parker 8-89 receiving & 2 TDs; FSU K Cismesia 4 FGs; Halftime: FSU, 9-0; Lewis 16-30, 198 yards & 1 TD; FSU 534 total yards
N 3	Clemson (-/25)	H	L	10-47	20,457	CLEM QB Harper 17-26, 184 yards & 2 TDs; CLEM RB Spiller 84-yard KOR for TD; Rushing yards: Duke 28, CLEM 152; Tauiilili 11 tackles
N 10	Georgia Tech	H	L	24-41	18,788	GT RB Choice 24-170 rushing & 2 TDs; Wright 24-yard FR for TD; GT 17 straight points to erase 10-7 deficit; Total offense: Duke 146, GT 477
N 17	Notre Dame	A	L	7-28	80,975	ND QB Clausen 16-32, 194 yards & 3 TDs; Total offense: Duke 232, ND 414; Tauiilili 12 tackles; Oghobaase 2.0 TFL; ND 35:35 TOP
N 24	North Carolina	A	L	OT 14-20	52,000	OT: UNC RB Little GW 25-yard TD rush after Surgan 42-yard FGA wide left; Maggio 40-yard FGA wide left (:00; 4th); Lewis 219 passing yards

	1st	2nd	3rd	4th	OT	Total
Duke	84	141	107	127	—	459
Opponents	85	116	107	65	—	373
TEAM STATISTICS	Duke					Opponents
SCORING	215					398
Points Per Game	17.9					33.2
FIRST DOWNS	172					261
Rushing	61					118
Passing	88					128
Penalty	23					15
RUSHING YARDAGE	768					2,163
Yards gained rushing	1,205					2,574
Yards lost rushing	437					411
Rushing Attempts	376					504
Average Per Rush	2.0					4.3
Average Per Game	64.0					180.2
TDs Rushing	6					24
PASSING YARDAGE	2,485					2,929
Comp-Att-Int	210-383-10					242-376-11
Average Per Pass	6.5					7.8
Average Per Catch	11.8					12.1
Average Per Game	207.1					244.1
TDs Passing	21					21
TOTAL OFFENSE	3,253					5,092
Total Plays	759					880
Average Per Play	4.3					5.8
Average Per Game	271.1					424.3
KICK RETURNS: #-Yards	70-1,462					39-767
PUNT RETURNS: #-Yards	17-118					27-254
INT RETURNS: #-Yards	11-68					10-140
KICK RETURN AVERAGE	20.9					19.7
PUNT RETURN AVERAGE	6.9					9.4
INT RETURN AVERAGE	6.2					14.0
FUMBLES-LOST	24-11					13-7
PENALTIES-Yards	73-635					87-824
Average Per Game	52.9					68.7
PUNTS-Yards	80-2,979					50-1,906
Average Per Punt	37.2					38.1
Net punt average	33.6					34.2
KICKOFFS-Yards	45-2,449					79-5,019
Average Per Kick	54.4					63.5
Net kick average	36.9					42.7
TIME OF POSSESSION/Game	27:34					32:26
3RD-DOWN Conversions	57/180					80/183
3rd-Down Pct	32%					44%
4TH-DOWN Conversions	11/24					8/22
4th-Down Pct	46%					36%
SACKS BY-Yards	25-160					45-278
TOUCHDOWNS SCORED	29					48
FIELD GOALS-ATTEMPTS	3-11					20-27
ON-SIDE KICKS	0-0					0-0
RED-ZONE SCORES	(20-25) 80%					(44-55) 80%
RED-ZONE TOUCHDOWNS	(17-25) 68%					(31-55) 56%
PAT-ATTEMPTS	(20-22) 91%					(42-45) 93%

RUSHING											
Player	G	Att	Gain	Loss	Net	Avg	TD	Lg	Avg/G		
R. Boyette	12	104	472	40	432	4.2	2	62	36.0		
J. Boyle	11	75	249	23	226	3.0	1	17	20.5		
R. Drummer	12	47	139	20	119	2.5	0	12	9.9		
C. Harris	12	16	73	3	70	4.4	0	19	5.8		
T. Robinson	3	14	54	2	52	3.7	0	12	17.3		
Z. Asack	6	14	43	20	23	1.6	1	8	3.8		
J. Wright	12	1	6	0	6	6.0	0	6	0.5		
E. Riley	12	4	12	10	2	0.5	0	6	0.2		
J. Ringfield	7	1	0	5	-5	-5.0	0	—	-0.7		
TEAM	6	4	0	9	-9	-2.2	0	—	-1.5		
T. Lewis	12	96	157	305	-148	-1.5	2	12	-12.3		
PASSING											
Player	G	Effic	C-A-I	Pct	Yds	TD	Lg	Avg/G			
T. Lewis	12	125.67	199-360-10	.553	2,430	21	76	202.5			
Z. Asack	6	60.73	10-22-0	.455	40	0	12	6.7			
K. Jones	12	226.00	1-1-0	1.000	15	0	15	1.2			
RECEIVING											
Player	G	No.	Yds	Avg	TD	Lg	Avg/G				
J. Wright	12	56	599	10.7	5	65	49.9				
E. Riley	12	40	830	20.8	9	76	69.2				
R. Drummer	12	24	196	8.2	2	56	16.3				
A. Kelly	12	15	186	12.4	1	28	15.5				
C. Harris	12	15	155	10.3	0	31	12.9				
R. Boyette	12	14	77	5.5	0	13	6.4				
R. Chestnut	5	12	188	15.7	0	30	37.6				
B. King	12	10	76	7.6	4	19	6.3				
J. Boyle	11	10	42	4.2	0	10	3.8				
N. Stefanow	11	8	90	11.2	0	18	8.2				
S. Bell	10	4	34	8.5	0	14	3.4				
T. Robinson	3	1	9	9.0	0	9	3.0				
B. Huffman	8	1	3	3.0	0	3	0.4				
SCORING											
Player	TD	FG	Kick	Rush	Rcv	Pass	Dxp	Saf	Pts		
E. Riley	9	0-0	0-0	0-0	0	0-0	0	0	54		
J. Wright	5	0-0	0-0	0-0	0	0-0	0	0	30		
B. King	4	0-0	0-0	0-0	0	0-0	0	0	24		
N. Maggio	0	2-5	13-13	0-0	0	0-0	0	0	19		
R. Boyette	2	0-0	0-0	0-0	0	0-0	0	0	12		
R. Drummer	2	0-0	0-0	0-0	0	0-0	0	0	12		
T. Lewis	2	0-0	0-0	0-1	0	4-5	0	0	12		
J. Surgan	0	1-5	4-6	0-0	0	0-0	0	0	7		
Z. Asack	1	0-0	0-0	0-0	0	0-0	0	0	6		
J. Boyle	1	0-0	0-0	0-0	0	0-0	0	0	6		
A. Kelly	1	0-0	0-0	0-0	0	0-0	0	0	6		
J. Marshall	1	0-0	0-0	0-0	0	0-0	0	0	6		
L. Wright	1	0-0	0-0	0-0	0	0-0	0	0	6		
N. Stefanow	0	0-0	0-0	0-0	2	0-0	0	0	4		
TEAM	0	0-0	0-0	0-0	0	0-0	0	2	4		
G. Meyers	0	0-1	3-3	0-0	0	0-0	0	0	3		
C. Harris	0	0-0	0-0	0-1	1	0-0	0	0	2		
T. Robinson	0	0-0	0-0	0-0	1	0-0	0	0	2		
PUNTING											
Player	No.	Yds	Avg	Lg	TB	FC	i20	50+	Blk		
K. Jones	75	2,871	38.3	64	2	18	15	4	1		
N. Maggio	3	79	26.3	31	0	0	0	0	0		
Z. Asack	1	29	29.0	29	0	0	1	0	0		
TEAM	1	0	0.0	0	0	0	0	0	0		

KICKOFF RETURNS										
Player	No.	Yds	Avg	TD	Lg					
J. Marshall	38	933	24.6	1	94					
C. Davis	11	211	19.2	0	28					
C. Harris	9	148	16.4	0	25					
R. Drummer	5	105	21.0	0	25					
D. Parker	3	16	5.3	0	16					
K. Rucker	2	26	13.0	0	20					
T. Robinson	1	17	17.0	0	17					
A. Williams	1	6	6.0	0	6					
PUNT RETURNS										
Player	No.	Yds	Avg	TD	Lg					
L. Wright	15	85	5.7	0	26					
T. Jackson	1	28	28.0	0	28					
C. Davis	1	5	5.0	0	5					
INTERCEPTIONS										
Player	No.	Yds	Avg	TD	Lg					
M. Tauiilili	3	38	12.7	0	24					
L. Wright	3	9	3.0	0	9					
C. Davis	1	10	10.0	0	10					
C. Robinson	1	9	9.0	0	9					
M. Jones	1	2	2.0	0	2					
J. Marshall	1	0	0.0	0	—					
C. Gainey	1	0	0.0	0	—					
FIELD GOALS										
Player	FGM-A	Pct	1-19	20-29	30-39	40-49	50+	Lg	Blk	
J. Surgan	1-5	.200	0-0	1-2	0-0	0-3	0-0	21	0	
G. Meyers	1-1	.000	0-0	0-0	0-1	0-0	0-0	0	0	
N. Maggio	2-5	.400	0-0	0-0	1-2	1-3	0-0	40	0	
TOTAL OFFENSE LEADERS										
Player	G	Plays	Rush	Pass	Total	Avg/G				
T. Lewis	12	456	-148	2,430	2,282	190.2				
R. Boyette	12	104	432	0	432	36.0				
J. Boyle	11	75	226	0	226	20.5				
ALL PURPOSE YARDAGE LEADERS										
Player	G	Rush	Rec	PR	KOR	IR	Total	Avg/G		
J. Marshall	12	0	0	0	933	0	933	77.8		
E. Riley	12	2	830	0	0	0	832	69.3		
J. Wright	12	6	599	0	0	0	605	50.4		
TACKLE LEADERS										
Player	G	UA	A	Tot	TFL/Yds	Sacks/Yds	PBU			
V. Rey	12	49	62	111	8.5-40	2.5-23	4			
M. Tauiilili	11	53	55	108	13.0-37	4.0-22	2			
C. Davis	12	36	34	70	5.5-11	0.5-4	5			
L. Wright	12	54	13	67	2.0-3	0	8			
G. Williams	12	37	29	66	2.0-7	0.5-3	3			
A. Aye-Darko	12	32	26	58	1.0-1	0.5-0	5			
V. Oghobaase	12	20	29	49	12.0-42	4.5-29	0			
C. Gainey	12	28	20	48	1.5-4	0	0			
P. Bailey	6	21	16	37	7.0-35	4.5-28	0			
W. Oglesby	12	24	13	37	6.5-19	1.0-6	0			
G. Akinbiyi	12	16	17	33	3.5-8	0	0			
M. Jones	12	18	14	32	2.5-6	0	0			
CAUSED FUMBLES										
C. Davis 3, V. Rey 3, G. Akinbiyi 1, P. Bailey 1, A. Banks 1, W. Oglesby 1, M. Tauiilili 1										
FUMBLE RECOVERIES										
A. Banks 1, C. Davis 1, M. Jones 1, W. Oglesby 1, V. Rey 1, M. Tauiilili 1, L. Wright 1										

2008

Overall Record: 4-8 ACC: 1-7 (6th/Coastal)

Head Coach: David Cutcliffe  
Assistant Coaches: Ron Middleton (Assoc. HC/TE), Mike MacIntyre (DC), Marion Hobby (DC/DE), Kurt Roper (OC/QB), Matt Luke (OC/OL), Scottie Montgomery (WR), Zac Roper (ST/RB), Jim Collins (LB), Derek Jones (DB)  
Starting Lineup: OFFENSE: QB Thaddeus Lewis, RB Clifford Harris, FB Tielor Robinson, TE Brett Huffman, WR Johnny Williams, WR Eron Riley, LT Cameron Goldberg, LG Kyle Hill, C Bryan Morgan, RG Rob Schirmann, RT Fred Roland; DEFENSE: DE Greg Akinbiyi, NG Clifford Respress, DT Vince Oghobaase, DE Ayanga Okpokowuruk, WLB Vincent Rey, MLB Michael Tauiliili, SLB Marcus Jones, CB Leon Wright, S Caltron Gainey, S Adrian Aye-Darko, CB Glenn Williams; SPECIAL TEAMS: K Nick Maggio, P Kevin Jones, LS Chris Shannon  
Captains: Greg Akinbiyi, Re'quan Boyette, Cameron Goldberg, Eron Riley, Vincent Rey, Tielor Robinson, Michael Tauiliili & Glenn Williams | Team MVP: Michael Tauiliili  
All-ACC: Thaddeus Lewis<sup>2</sup>, Vince Oghobaase<sup>WM</sup>, Eron Riley<sup>2</sup>, Michael Tauiliili<sup>1</sup>  
All-America: Michael Tauiliili<sup>2</sup>  
Freshman All-America: Kyle Hill<sup>2</sup>

A 30	James Madison	H	W	31-7	32,571	1st game for HC David Cutcliffe; Harris 17-95 rushing & 2 TDs; Riley 2 TD receptions; Total offense: Duke 364, JMU 239; Akinbiyi 2 FRs
S 6	Northwestern	H	L	20-24	23,614	NW RB Conteh GW 2-yard TD rush (9:04; 4th); Duke 2 drives inside NW 25 trailing 24-20 (both TO on downs); Total offense: Duke 472, NW 328
S 13	Navy	H	W	41-31	25,082	Lewis 25-35, 317 yards & 3 TDs; Riley 8-137 receiving & 3 TDs; Rey 37-yard FR for TD; Halftime: NAVY, 24-20; Tauiliili & Rey 13 tackles each
S 27	Virginia	H	W	31-3	25,527	Tauiliili 16 tackles, 1 INT & 1 FR; Halftime: 3-3; Lewis 18-32, 160 yards & 2 TDs; Marshall 42-yard INT return for TD; TOs: Duke 2, UVA 6
O 4	Georgia Tech	A	L	0-27	46,104	GT FB Dwyer 23-159 rushing; Halftime: GT, 3-0; Total offense: Duke 132, GT 454; Duke 2-11 3rd down: Tauiliili 11 tackles; Akinbiyi 3.0 TFL
O 18	Miami	H	L	31-49	32,011	MIA QB Harris 5 total TDs (4 pass); MIA 35 straight points to erase 17-14 halftime deficit; Lewis 2 TD passes; Jackson 11-69 rushing
O 25	Vanderbilt	A	W	10-7	38,270	Rwabukamba INT ends VANDY final drive at Duke 1 (:38; 4th); Lewis 21-36, 222 yards & 1 TD; Total offense: Duke 250, VU 291; Rey 8 tackles
N 1	Wake Forest	A	L	OT 30-33	32,226	OT: WF K Popham GW 28-yard FG & WF CB Smith INT of Lewis in EZ; Maggio 42-yard FGA wide right (:00; 4th); Lewis 2 TD passes
N 8	N.C. State	H	L	17-27	31,964	NCS QB Wilson 13-25, 218 yards & 2 TDs; NCS CB Neal 94-yard KOR for TD; Halftime: NCS, 24-10; Lewis 37-52, 317 yards & 2 TDs
N 15	Clemson	A	L	7-31	74,272	CLEM RB Spiller 201 all-purpose yards & 2 TDs; Lewis injured in 1st quarter; Asack 10-22, 61 yards & 1 TD; Oghobaase 2.0 QB sacks
N 22	Virginia Tech	A	L	3-14	66,233	VT CB Harris 23-yard INT return for TD only 2nd half points (1:23; 4th); Halftime: VT, 7-3; Total offense: Duke 136, VT 334; TOs: Duke 4, VT 5
N 29	North Carolina	H	L	20-28	30,322	UNC QB Yates 3 TD passes; UNC S Goddard INT of Lewis pass ends Duke final drive at UNC 4 (:15; 4th); Rey 36-yard FR for TD; Tauiliili 20 tackles

	1st	2nd	3rd	4th	OT	Total
Duke	48	60	74	59	0	241
Opponents	78	71	69	60	3	281

TEAM STATISTICS	Duke	Opponents
SCORING	241	281
Points Per Game	20.1	23.4
FIRST DOWNS	213	212
Rushing	81	85
Passing	118	113
Penalty	14	14
RUSHING YARDAGE	1,274	1,818
Yards gained rushing	1,549	2,105
Yards lost rushing	275	287
Rushing Attempts	419	475
Average Per Rush	3.0	3.8
Average Per Game	106.2	151.5
TDs Rushing	9	16
PASSING YARDAGE	2,372	2,465
Comp-Att-Int	248-410-12	179-315-15
Average Per Pass	5.8	7.8
Average Per Catch	9.6	13.8
Average Per Game	197.7	205.4
TDs Passing	17	17
TOTAL OFFENSE	3,646	4,283
Total Plays	829	790
Average Per Play	4.4	5.4
Average Per Game	303.8	356.9
KICK RETURNS: #-Yards	41-887	47-1,033
PUNT RETURNS: #-Yards	23-127	35-201
INT RETURNS: #-Yards	15-151	12-104
KICK RETURN AVERAGE	21.6	22.0
PUNT RETURN AVERAGE	5.5	5.7
INT RETURN AVERAGE	10.1	8.7
FUMBLES-LOST	23-9	20-11
PENALTIES-Yards	56-526	56-490
Average Per Game	43.8	40.8
PUNTS-Yards	74-2,904	62-2,352
Average Per Punt	39.2	37.9
Net punt average	34.9	34.9
KICKOFFS-Yards	50-3,115	56-3,418
Average Per Kick	62.3	61.0
Net kick average	40.8	41.6
TIME OF POSSESSION/Game	30:21	29:39
3RD-DOWN Conversions	67/183	66/168
3rd-Down Pct	37%	39%
4TH-DOWN Conversions	7/19	5/19
4th-Down Pct	37%	26%
SACKS BY-Yards	27-138	22-142
TOUCHDOWNS SCORED	29	35
FIELD GOALS-ATTEMPTS	13-18	11-15
ON-SIDE KICKS	1-3	0-0
RED-ZONE SCORES	(28-40) 70%	(31-37) 84%
RED-ZONE TOUCHDOWNS	(19-40) 47%	(22-37) 59%
PAT-ATTEMPTS	(28-28) 100%	(34-34) 100%

RUSHING										
Player	G	Att	Gain	Loss	Net	Avg	TD	Lg	Avg/G	
J. Hollingsworth	12	108	415	16	399	3.7	1	24	33.2	
C. Harris	10	98	356	11	345	3.5	3	54	34.5	
T. Jackson	11	76	304	45	259	3.4	0	23	23.5	
Z. Asack	11	52	216	44	172	3.3	1	19	15.6	
T. Lewis	11	69	226	130	96	1.4	2	22	8.7	
T. Robinson	12	6	21	1	20	3.3	2	15	1.7	
R. Chestnut	10	0	6	0	6	0.0	0	—	0.6	
A. Kelly	11	1	5	0	5	5.0	0	5	0.5	
J. Williams	11	1	0	3	-3	-3.0	0	—	-0.3	
K. Jones	12	1	0	3	-3	-3.0	0	—	-0.2	
D. Varner	10	1	0	8	-8	-8.0	0	—	-0.8	
TEAM	7	6	0	14	-14	-2.3	0	—	-2.0	

PASSING										
Player	G	Effic	C-A-I	Pct	Yds	TD	Lg	Avg/G		
T. Lewis	11	122-95	224-361-6	.620	2,171	15	52	197.4		
Z. Asack	11	65-02	23-48-6	.479	162	2	28	14.7		
C. Harris	10	427-60	1-1-0	1.000	39	0	39	3.9		
J. Williams	11	0-00	0-0-0	0.0	0	0	0	0.0		

RECEIVING										
Player	G	No.	Yds	Avg	TD	Lg	Avg/G			
E. Riley	12	61	693	11.4	8	52	57.8			
J. Williams	11	30	327	10.9	0	31	29.7			
J. Hollingsworth	12	25	188	7.5	2	39	15.7			
D. Varner	10	21	164	7.8	1	36	16.4			
R. Chestnut	10	19	185	9.7	1	23	18.5			
T. Robinson	12	16	97	6.1	0	16	8.1			
B. Huffman	12	14	171	12.2	1	26	14.2			
C. Harris	10	14	127	9.1	3	33	12.7			
S. Bell	12	14	93	6.6	0	15	7.8			
A. Kelly	11	13	142	10.9	0	20	12.9			
T. Jackson	11	12	106	8.8	1	38	9.6			
J. Ringfield	12	5	48	9.6	0	16	4.0			
D. Parker	11	3	25	8.3	0	14	2.3			
R. Wood	11	1	6	6.0	0	6	0.5			

SCORING										
Player	TD	FG	Kick	Rush	Rcv	Pass	Dxp	Saf	Pts	
N. Maggio	0	11-14	28-28	0-0	0	0-0	0	0	61	
E. Riley	8	0-0	0-0	0-0	0	0-0	0	0	48	
C. Harris	6	0-0	0-0	0-0	0	0-0	0	0	36	
J. Hollingsworth	3	0-0	0-0	0-0	0	0-0	0	0	18	
T. Lewis	2	0-0	0-0	0-0	0	0-0	0	0	12	
V. Rey	2	0-0	0-0	0-0	0	0-0	0	0	12	
T. Robinson	2	0-0	0-0	0-0	0	0-0	0	0	12	
Z. Asack	1	0-0	0-0	0-0	0	0-1	0	0	6	
R. Chestnut	1	0-0	0-0	0-0	0	0-0	0	0	6	
B. Huffman	1	0-0	0-0	0-0	0	0-0	0	0	6	
T. Jackson	1	0-0	0-0	0-0	0	0-0	0	0	6	
J. Marshall	1	0-0	0-0	0-0	0	0-0	0	0	6	
J. Surgan	0	2-4	0-0	0-0	0	0-0	0	0	6	
D. Varner	1	0-0	0-0	0-0	0	0-0	0	0	6	

PUNTING										
Player	No.	Yds	Avg	Lg	TB	FC	i20	50+	Bk	
K. Jones	71	2,899	40.8	68	6	10	27	10	0	
TEAM	2	-22	-11.0	0	0	0	0	0	1	
N. Maggio	1	27	27.0	27	0	0	1	0	0	

KICKOFF RETURNS					
Player	No.	Yds	Avg	TD	Lg
J. Marshall	31	744	24.0	0	38
J. Hollingsworth	6	94	15.7	0	19
R. McFadyen	1	20	20.0	0	20
T. Jackson	1	15	15.0	0	15
D. Thornton	1	9	9.0	0	9
T. Robinson	1	5	5.0	0	5

PUNT RETURNS					
Player	No.	Yds	Avg	TD	Lg
L. Wright	8	30	3.8	0	23
L. Butler	7	53	7.6	0	18
D. Varner	4	25	6.2	0	15
R. Wood	3	8	2.7	0	8
C. Robinson	1	11	11.0	0	11

INTERCEPTIONS					
Player	No.	Yds	Avg	TD	Lg
M. Tauiliili	4	15	3.8	0	14
A. Aye-Darko	3	14	4.7	0	14
J. Marshall	2	109	54.5	1	67
M. Daniels	1	9	9.0	0	9
V. Rey	1	2	2.0	0	2
G. Williams	1	2	2.0	0	2
C. Gainey	1	0	0.0	0	—
C. Rwabukamba	1	0	0.0	0	—
L. Wright	1	0	0.0	0	—

FIELD GOALS										
Player	FGM-A	Pct	1-19	20-29	30-39	40-49	50+	Lg	Bk	
N. Maggio	11-14	.786	0-0	6-6	2-3	3-5	0-0	46	0	
J. Surgan	2-4	.500	0-0	0-0	0-0	0-0	2-4	55	0	

TOTAL OFFENSE LEADERS						
Player	G	Plays	Rush	Pass	Total	Avg/G
T. Lewis	11	430	96	2171	2,267	206.1
J. Hollingsworth	12	108	399	0	399	33.2
C. Harris	10	99	345	39	384	38.4

ALL PURPOSE YARDAGE LEADERS										
Player	G	Rush	Rec	PR	KOR	IR	Total	Avg/G		
J. Marshall	12	0	0	0	744	109	853	71.1		
E. Riley	12	0	693	0	0	0	693	57.8		
J. Hollingsworth	12	399	188	0	94	0	681	56.8		

TACKLE LEADERS										
Player	G	UA	A	Tot	TFL/Yds	Sacks/Yds	PBU			
M. Tauiliili	12	63	77	140	13.0-28	0.5-3	5			
V. Rey	12	61	48	109	10.5-24	2.0-12	4			
C. Gainey	12	36	30	66	1.0-1	1.0-1	1			
G. Williams	12	38	22	60	3.0-21	2.0-16	5			
A. Aye-Darko	12	42	16	58	1.5-3	0	1			
G. Akinbiyi	12	23	32	55	14.5-58	6.0-34	0			
V. Oghobaase	12	22	29	51	9.0-38	6.0-33	0			
M. Jones	12	22	25	47	2.0-13	1.0-8	3			
C. Respress	12	14	26	40	5.5-16	2.0-8	0			
J. Marshall	12	21	9	30	1.0-4	0	2			

CAUSED FUMBLES  
M. Tauiliili 3, G. Williams 3, G. Akinbiyi 1, R. Chestnut 1, W. Oglesby 1, V. Rey 1, L. Wright 1

FUMBLE RECOVERIES  
G. Akinbiyi 2, C. Gainey 2, V. Rey 2, M. Daniels 1, W. Oglesby 1, M. Tauiliili 1, K. Rucker 1, C. Shannon 1

2009 Overall Record: 5-7 ACC: 3-5 (5th/Coastal)

Head Coach: David Cutcliffe  
Assistant Coaches: Ron Middleton (Assoc. HC/ST/TE), Mike MacIntyre (DC), Marion Hobby (DC/DL), Kurt Roper (OC/OB), Matt Luke (OC/OL), Scottie Montgomery (WR), Zac Roper (ST/RB), Jim Collins (LB), Derek Jones (DB)  
Starting Lineup: OFFENSE: QB Thaddeus Lewis, RB Desmond Scott, TE Brett Huffman, WR Austin Kelly, WR Conner Vernon, WR Donovan Varner, LT Kyle Hill, LG Mitchell Lederman, C Bryan Morgan, RG Brian Moore, RT Jarrod Holt; DEFENSE: DE Patrick Egboh, NG Charlie Hatcher, DT Vince Oghobaase, DE Ayanga Okpokowuruk, SLB Abraham Kromah, MLB Vincent Rey, WLB Damian Thornton, CB Chris Rwabukamba, CB Leon Wright, RS Matt Daniels, LS Catron Gainey; SPECIAL TEAMS: K Will Snyderwine, P Kevin Jones, LS Jackson Anderson  
Captains: Thaddeus Lewis & Vincent Rey | Team MVP: Thaddeus Lewis  
All-ACC: Thaddeus Lewis<sup>2</sup>, Vince Oghobaase<sup>1M</sup>, Vincent Rey<sup>2</sup>, Will Snyderwine<sup>2</sup>, Donovan Varner<sup>1</sup>, Leon Wright<sup>1M</sup>  
All-America: Vince Oghobaase<sup>3</sup>  
Freshman All-America: Conner Vernon<sup>1</sup>  
Miscellaneous Awards: AFCA National Assistant Coach of the Year (Mike MacIntyre)

S 5	Richmond	H	L	16-24	33,311	Rushing yards: Duke 19, RICH 125; Lewis 34-55, 350 yards & 1 TD; Halftime: RICH, 14-9; Rey 14 tackles; Zero combined TOS
S 12	Army	A	W	35-19	25,698	Renfree 7-8, 106 yards & 2 TDs off bench in collegiate debut; Wright INT returns for TDs (51 & 33) on consecutive snaps (4th); Halftime: ARMY, 10-7
S 19	Kansas (-/22)	A	L	16-44	50,101	KAN QB Reesing 28-41, 338 yards & 3 TDs; KAN 27 straight points to erase 7-0 deficit; Total offense: Duke 394, KAN 490; Lewis 1 TD rush
S 26	N.C. Central	H	W	49-14	26,390	Scott 16-100 rushing & 1 TD; Lewis 3 total TDs (2 pass); Rey 16-yard FR for TD; Total offense: Duke 487, NCCU 181; Duke 35:13 TOP
O 3	Virginia Tech (-/6)	H	L	26-34	26,211	VT QB Taylor 17-22, 327 yards & 2 TDs; Duke failed onside kick after Kelly 4-yard TD pass from Lewis (:25; 4th); Lewis 22-40, 359 yards & 2 TDs
O 10	N.C. State	A	W	49-28	56,452	Lewis 40-50, 459 yards & 6 total TDs (5 pass); Varner 7-154 receiving; Halftime: 21-21; Total offense: Duke 502, NCS 338; Duke 40:24 TOP
O 24	Maryland	H	W	17-13	24,650	Duke defense 2 TOS in final 5 minutes; Lewis 30-43, 371 yards & 2 TDs; Halftime: Duke, 10-6; Varner 8-120 receiving; Daniels 9 tackles
O 31	Virginia	A	W	28-17	41,713	Vernon GW 42-yard TD pass from Lewis (3:45; 4th); Hatcher 7-yard FR for TD (3:22; 4th); Total offense: Duke 424, UVA 196; Rey 10 tackles
N 7	North Carolina	A	L	6-19	59,750	UNC RB Houston 37-164 rushing; UNC K Barth 4 FGs; Total offense: Duke 125, UNC 311; Rushing yards: Duke 12, UNC 192; Gainey 12 tackles
N 14	Georgia Tech (-/7)	H	L	10-49	25,899	GT 49 straight points to erase 10-0 1st quarter deficit; GT RB Dwyer 14-110 rushing & 2 TDs; Rushing yards: Duke 25, GT 306
N 21	Miami (-/20)	A	L	16-34	38,200	MIA 24 straight points to erase 16-10 deficit; Lewis 20-37, 303 yards & 1 TD; Varner 8-165 receiving & 1 TD; Total offense: Duke 358, MIA 496
N 28	Wake Forest	H	L	34-45	21,420	WF QB Skinner 372 passing yards; WF 519 total yards; Lewis 28-48, 387 yards & 3 TDs; Varner 11-174 receiving & 2 TDs; Rey 11 tackles

	1st	2nd	3rd	4th	OT	Total
Duke	80	50	51	87	—	268
Opponents	65	84	64	82	—	295

TEAM STATISTICS	Duke	Opponents
SCORING	268	295
Points Per Game	24.4	26.8
FIRST DOWNS	210	199
Rushing	52	99
Passing	142	91
Penalty	16	9
RUSHING YARDAGE	694	1,707
Yards gained rushing	1,016	1,946
Yards lost rushing	322	239
Rushing Attempts	320	424
Average Per Rush	2.2	4.0
Average Per Game	63.1	155.2
TDs Rushing	5	18
PASSING YARDAGE	3,273	2,217
Comp-Att-Int	280-453-9	169-303-8
Average Per Pass	7.2	7.3
Average Per Catch	11.7	13.1
Average Per Game	297.5	201.5
TDs Passing	21	13
TOTAL OFFENSE	3,967	3,924
Total Plays	773	727
Average Per Play	5.1	5.4
Average Per Game	360.6	356.7
KICK RETURNS: #-Yards	54-1,141	52-1,116
PUNT RETURNS: #-Yards	18-120	30-240
INT RETURNS: #-Yards	8-162	9-275
KICK RETURN AVERAGE	21.1	21.5
PUNT RETURN AVERAGE	6.7	8.0
INT RETURN AVERAGE	20.2	30.6
FUMBLES-LOST	13-6	19-10
PENALTIES-Yards	55-473	58-558
Average Per Game	43.0	50.7
PUNTS-Yards	56-2,160	51-1,983
Average Per Punt	38.6	38.9
Net punt average	32.9	34.6
KICKOFFS-Yards	58-3,421	62-3,845
Average Per Kick	59.0	62.0
Net kick average	38.7	41.7
TIME OF POSSESSION/Game	29:56	30:04
3RD-DOWN Conversions	62/169	71/158
3rd-Down Pct	37%	45%
4TH-DOWN Conversions	11/19	5/15
4th-Down Pct	58%	33%
SACKS BY-Yards	17-96	28-200
TOUCHDOWNS SCORED	31	36
FIELD GOALS-ATTEMPTS	17-22	15-16
ON-SIDE KICKS	0-0	0-0
RED-ZONE SCORES	(30-37) 81%	(33-40) 82%
RED-ZONE TOUCHDOWNS	(17-37) 46%	(24-40) 60%
PAT-ATTEMPTS	(29-29) 100%	(34-35) 97%

RUSHING										
Player	G	Att	Gain	Loss	Net	Avg	TD	Lg	Avg/G	
D. Scott	8	60	243	22	221	3.7	1	23	27.6	
J. Hollingsworth	10	48	160	0	160	3.3	0	10	16.0	
P. Kurunwune	10	34	154	5	149	4.4	1	26	14.9	
R. Boyette	8	62	158	30	128	2.1	0	17	16.0	
T. Lewis	11	85	244	197	47	0.6	3	21	4.3	
C. Jones	5	7	32	0	32	4.6	0	11	6.4	
B. King	11	3	8	0	8	2.7	0	5	0.7	
J. Williams	10	1	1	0	1	1.0	0	1	0.1	
S. Renfree	5	6	16	28	-12	-2.0	0	9	-2.4	
TEAM	9	14	0	40	-40	-2.9	0	—	-4.4	

PASSING										
Player	G	Effic	C-A-I	Pct	Yds	TD	Lg	Avg/G		
T. Lewis	11	133-49	246-401-7	.613	2,943	17	74	267.5		
S. Renfree	5	141-84	34-50-2	.680	330	4	31	66.0		
A. Kelly	11	0.00	0-1-0	0.0	0	0	—	0.0		
TEAM	9	0.00	0-1-0	0.0	0	0	—	0.0		

RECEIVING										
Player	G	No.	Yds	Avg	TD	Lg	Avg/G			
D. Varner	11	54	873	16.2	6	64	79.4			
A. Kelly	11	51	532	10.4	3	66	48.4			
C. Vernon	10	47	653	13.9	3	74	65.3			
J. Williams	10	30	380	12.7	1	54	38.0			
R. Boyette	8	17	154	9.1	2	22	19.2			
J. Hollingsworth	10	17	87	5.1	0	20	8.7			
B. Huffman	11	16	159	9.9	3	25	14.5			
D. Scott	8	16	140	8.8	0	26	17.5			
B. King	11	8	155	19.4	1	48	14.1			
T. Walkins	4	7	48	6.9	0	20	12.0			
D. Parker	11	6	42	7.0	2	16	3.8			
S. Bell	11	5	27	5.4	0	13	2.5			
J. Trezvant	11	3	15	5.0	0	8	1.4			
P. Kurunwune	10	3	8	2.7	0	7	0.8			

SCORING												
Player	TD	FG	Kick	Rush	Rcv	Pass	Dxp	Saf	Pts			
W. Snyderwine	0	15-18	20-20	0-0	0	0-0	0	0	65			
D. Varner	6	0-0	0-0	0-0	0	0-0	0	0	36			
B. Huffman	3	0-0	0-0	0-0	0	0-0	0	0	18			
A. Kelly	3	0-0	0-0	0-0	0	0-0	0	0	18			
T. Lewis	3	0-0	0-0	0-0	0	0-2	0	0	18			
C. Vernon	3	0-0	0-0	0-0	0	0-0	0	0	18			
N. Magglio	0	2-4	9-9	0-0	0	0-0	0	0	15			
R. Boyette	2	0-0	0-0	0-0	0	0-0	0	0	12			
D. Parker	2	0-0	0-0	0-0	0	0-0	0	0	12			
L. Wright	2	0-0	0-0	0-0	0	0-0	0	0	12			
A. Banks	1	0-0	0-0	0-0	0	0-0	0	0	6			
C. Hatcher	1	0-0	0-0	0-0	0	0-0	0	0	6			
B. King	1	0-0	0-0	0-0	0	0-0	0	0	6			
P. Kurunwune	1	0-0	0-0	0-0	0	0-0	0	0	6			
V. Rey	1	0-0	0-0	0-0	0	0-0	0	0	6			
D. Scott	1	0-0	0-0	0-0	0	0-0	0	0	6			
J. Williams	1	0-0	0-0	0-0	0	0-0	0	0	6			
TEAM	0	0-0	0-0	0-0	0	0-0	0	1	2			
C. Rwabukamba	0	0-0	0-0	0-0	0	0-0	0	0	0			

PUNTING										
Player	No.	Yds	Avg	Lg	TB	FC	i20	50+	Bk	
K. Jones	49	1,933	39.4	59	4	9	12	3	1	
A. King	6	227	37.8	49	0	1	2	0	0	
TEAM	1	0	0.0	0	0	0	0	0	0	

KICKOFF RETURNS					
Player	No.	Yds	Avg	TD	Lg
J. Williams	20	413	20.6	0	38
C. Vernon	12	295	24.6	0	55
D. Scott	11	241	21.9	0	47
R. Boyette	5	102	20.4	0	25
J. Hollingsworth	2	37	18.5	0	20
P. Kurunwune	2	23	11.5	0	20
L. Wright	1	20	20.0	0	20
E. Reks	1	10	10.0	0	10

PUNT RETURNS					
Player	No.	Yds	Avg	TD	Lg
J. Williams	13	108	8.3	0	48
L. Wright	3	14	4.7	0	9
J. Byas	1	6	6.0	0	1
W. Cauty	1	-8	-8.0	0	—

INTERCEPTIONS					
Player	No.	Yds	Avg	TD	Lg
L. Wright	5	146	29.2	2	51
V. Rey	2	16	8.0	0	9
L. Butler	1	0	0.0	0	—

FIELD GOALS										
Player	FGM-A	Pct	1-19	20-29	30-39	40-49	50+	Lg	Bk	
N. Magglio	2-4	.500	0-0	2-2	0-2	0-0	0-0	26	0	
W. Snyderwine	15-18	.833	0-0	5-6	5-6	5-5	0-1	49	1	

TOTAL OFFENSE LEADERS						
Player	G	Plays	Rush	Pass	Total	Avg/G
T. Lewis	11	486	47	2,943	2,990	271.8
S. Renfree	5	56	-12	330	318	63.6
D. Scott	8	60	221	0	221	27.6

ALL PURPOSE YARDAGE LEADERS									
Player	G	Rush	Rec	PR	KOR	IR	Total	Avg/G	
C. Vernon	10	0	653	0	295	0	948	94.8	
J. Williams	10	1	380	108	413	0	902	90.2	
D. Varner	11	0	873	0	0	0	873	79.4	

TACKLE LEADERS							
Player	G	UA	A	Tot	TFL/Yds	Sacks/Yds	PBU
V. Rey	11	41	46	87	6.5-14	1.0-5	3
C. Gainey	11	43	36	79	0	0	5
M. Daniels	11	52	23	75	3.0-6	0.5-3	6
D. Thornton	11	29	27	56	6.0-18	0.5-0	0
L. Wright	11	32	18	50	1.0-4	0	7
C. Rwabukamba	11	31	10	41	2.0-5	1.0-4	6
L. Butler	11	23	13	36	2.5-3	1.0-1	4
A. Kromah	6	21	15	36	2.5-8	0	1
C. Hatcher	11	14	21	35	5.5-13	0	2
A. Okpokowuruk	11	17	18	35	7.0-42	5.0-35	2
V. Oghobaase	7	18	15	33	6.5-29	2.5-15	1
A. Banks	11	20	12	32	0	0	0
J. Drew	11	9	22	31	3.0-4	0.5-0	2
P. Egboh	11	14	15	29	3.0-5	1.0-1	2
J. Byas	11	14	5	19	1.5-9	0	0
W. Oglesby	11	7	8	15	4.0-13	1.5-9	0



2010

Overall Record: 3-9 ACC: 1-7 (15th/Coastal)

Head Coach: David Cutcliffe  
Assistant Coaches: Scottie Montgomery (Assoc. HC/WR), Kurt Roper (Asst. HC/OB), John Latina (Asst. HC/OL), Jim Knowles (DC), Jim Collins (Asst. DC/LB), Zac Roper (ST/TE), Re'quan Boyette (RB), Rick Petri (DL)  
Starting Lineup: OFFENSE: QB Sean Renfree, RB Desmond Scott, TE Brandon King, WR Conner Vernon, WR Donovan Varner, WR Austin Kelly, LT Kyle Hill, LG Dave Harding, C Bryan Morgan, RG Brian Moore, RT Perry Simmons; DEFENSE: DE Patrick Egboh, NG Charlie Hatcher, DT Sydney Sarmiento, DE Wesley Oglesby, MLB Abraham Kromah, WLB Kelby Brown, CB Chris Rwabukamba, S Ross Cockrell, S Matt Daniels, CB Lee Butler, S Jordon Byas; SPECIAL TEAMS: K Will Snyderwine, P Alex King, LS Jackson Anderson  
Captains: Abraham Kromah, Bryan Morgan & Chris Rwabukamba | Team MVP: Sean Renfree  
All-ACC: Cooper Helfet<sup>TM</sup>, Abraham Kromah<sup>TM</sup>, Will Snyderwine<sup>1</sup>, Conner Vernon<sup>1</sup>  
All-America: Will Snyderwine<sup>1</sup>  
Miscellaneous Awards: —

S 4	Elon	H	W	41-27	33,941	Renfree 31-39, 350 yards & 2 TDs; Vernon 10-129 receiving; Total offense: Duke 542, Elon 406; Duke 32 1st downs & 36:05 TOP
S 11	Wake Forest	A	L	48-54	31,673	WF QB Price 3 TD passes; Renfree 28-44, 358 yards & 4 TDs; Vernon 8-181 receiving & 2 TDs; Total offense: Duke 487, WF 500; Duke 4 TOs
S 18	Alabama (-/1)	H	L	13-62	39,042	ALA RB Ingram 9-151 rushing & 2 TDs; ALA 28 points in 1st quarter; Largest home crowd at Duke since 1994; Snead 14-83 rushing
S 25	Army West Point	H	L	21-35	28,289	ARMY QB Steelman 4-6, 85 yards & 2 TDs; ARMY led 35-7 after 3 quarters; Army 28 points off 4 Duke TOs; Vernon 8-129 receiving & 1 TD
O 2	Maryland	A	L	16-21	39,106	MD WR Logan 84-yard PR for TD; Duke 3 FGs on 4 1st half possessions; Renfree 28-56, 351 yards & 1 TD; Kromah 15 tackles
O 16	Miami	H	L	13-28	25,911	MIA RB Berry 25-111 rushing & 1 TD; Total offense: Duke 292, Miami 448; MIA defense 5 INTs & 2 FRs; Kromah & Daniels 12 tackles each
O 23	Virginia Tech (-/23)	A	L	7-44	66,233	VT QB Taylor 13-17, 280 yards & 3 TDs; Halftime: VT, 27-0; Total offense: Duke 208, VT 491; Kromah 12 tackles & 1.0 QB sack
O 30	Navy	A	W	34-31	34,117	Renfree 28-30, 314 yards & 1 TD + 2 rushing TDs (Duke single-game pass completion pct. record [933]); Halftime: Duke, 24-0; Duke 36:57 TOP
N 6	Virginia	H	W	55-48	22,741	Scott GW 35-yard TD run (0:40; 4th); Total offense: Duke 489, UVA 643; Renfree 3 total TDs (2 rush); Canty 12 tackles & 1 INT
N 13	Boston College	H	L	16-21	21,420	BC DE Holloway PBU of Renfree pass ends Duke final drive at BC 4 (0:46; 4th); Campbell 95-yard FR for TD; BC LB Kuechley 21 tackles
N 20	Georgia Tech	A	L	20-30	42,110	GT CB Butler 85-yard INT return for TD; Halftime: Duke, 13-6; GT 17 points in 3rd quarter; Renfree 30-41, 334 yards & 1 TD; GT 62-320 rushing
N 27	North Carolina	H	L	19-24	30,904	UNC QB Yates 28-35, 264 yards & 1 TD; Renfree 24-39, 242 yards & 1 TD; Total offense: Duke 275, UNC 519; Kromah 20 tackles

	1st	2nd	3rd	4th	OT	Total
Duke	81	87	40	95	—	303
Opponents	83	123	120	99	—	425

TEAM STATISTICS	Duke	Opponents
SCORING	303	425
Points Per Game	25.2	35.4
FIRST DOWNS	239	261
Rushing	73	130
Passing	153	116
Penalty	13	15
RUSHING YARDAGE	1,320	2,499
Yards gained rushing	1,611	2,699
Yards lost rushing	291	200
Rushing Attempts	383	519
Average Per Rush	3.4	4.8
Average Per Game	110.0	208.2
TDs Rushing	19	26
PASSING YARDAGE	3,256	2,902
Comp-Att-Int	295-489-19	180-329-8
Average Per Pass	6.7	8.8
Average Per Catch	11.0	16.1
Average Per Game	271.3	241.8
TDs Passing	14	25
TOTAL OFFENSE	4,576	5,401
Total Plays	872	848
Average Per Play	5.2	6.4
Average Per Game	381.3	450.1
KICK RETURNS: #-Yards	68-1,419	48-946
PUNT RETURNS: #-Yards	23-188	20-288
INT RETURNS: #-Yards	8-63	19-278
KICK RETURN AVERAGE	20.9	19.7
PUNT RETURN AVERAGE	8.2	14.4
INT RETURN AVERAGE	7.9	14.6
FUMBLES-LOST	22-9	23-9
PENALTIES-Yards	55-487	80-662
Average Per Game	40.6	55.2
PUNTS-Yards	57-2,326	48-1,904
Average Per Punt	40.8	39.7
Net punt average	33.6	34.5
KICKOFFS-Yards	60-3,883	77-4,872
Average Per Kick	64.7	63.3
Net kick average	45.3	42.5
TIME OF POSSESSION/Game	29:06	30:54
3RD-DOWN Conversions	73/183	68/163
3rd-Down Pct	40%	42%
4TH-DOWN Conversions	9/19	13/20
4th-Down Pct	47%	65%
SACKS BY-Yards	12-78	25-166
TOUCHDOWNS SCORED	34	56
FIELD GOALS-ATTEMPTS	21-24	11-14
ON-SIDE KICKS	4-6	0-2
RED-ZONE SCORES	(38-43) 88%	(44-52) 85%
RED-ZONE TOUCHDOWNS	(22-43) 51%	(38-52) 73%
PAT-ATTEMPTS	(32-32) 100%	(50-50) 100%

RUSHING									
Player	G	Att	Gain	Loss	Net	Avg	TD	Lg	Avg/G
D. Scott	12	120	549	19	530	4.4	3	63	44.2
B. Connette	12	78	370	49	321	4.1	8	48	26.8
J. Snead	10	45	222	1	221	4.9	1	27	22.1
J. Hollingsworth	12	45	184	9	175	3.9	2	22	14.6
J. Thompson	11	25	88	1	87	3.5	0	15	7.9
C. Vernon	12	5	40	0	40	8.0	0	14	3.3
A. King	11	1	16	0	16	16.0	0	16	1.5
P. Kurunwune	10	3	9	0	9	3.0	0	4	0.9
D. Varner	12	6	14	12	2	0.3	1	9	0.2
TEAM	6	4	0	34	-34	-8.5	0	0	-5.7
S. Renfree	12	51	119	166	-47	-0.9	4	37	-3.9

PASSING									
Player	G	Effic	C-A-I	Pct	Yds	TD	Lg	Avg/G	
S. Renfree	12	120.73	285-464-17	.614	3,131	14	70	260.9	
B. Connette	12	75.00	10-22-2	.455	125	0	40	10.4	
A. King	11	0.00	0-1-0	0.0	0	0	0	0.0	
TEAM	6	0.00	0-1-0	0.0	0	0	0	0.0	
C. Vernon	12	0.00	0-1-0	0.0	0	0	0	0.0	

RECEIVING									
Player	G	No.	Yds	Avg	TD	Lg	Avg/G		
C. Vernon	12	73	973	13.3	4	70	81.1		
D. Varner	12	60	736	12.3	1	39	61.3		
A. Kelly	11	47	486	10.3	4	37	44.2		
C. Helfet	11	34	380	11.2	2	40	34.5		
D. Scott	12	34	266	7.8	0	31	22.2		
B. Braxton	12	14	180	12.9	1	36	15.0		
J. Trezvant	12	7	65	9.3	0	25	5.4		
T. Walkins	12	7	34	4.9	0	11	2.8		
B. King	11	7	34	4.9	2	11	3.1		
J. Hollingsworth	12	5	29	5.8	0	13	2.4		
J. Thompson	11	3	41	13.7	0	21	3.7		
B. Huffman	4	3	22	7.3	0	9	5.5		
T. Foster	12	1	10	10.0	0	10	0.8		

SCORING									
Player	TD	FG	Kick	Rush	Rcv	Pass	Dxp	Saf	Pts
W. Snyderwine	0	21-24	32-32	0-0	0	0-0	0	0	95
B. Connette	8	0-0	0-0	1-2	0	0-0	0	0	50
C. Vernon	4	0-0	0-0	0-0	0	0-0	0	0	24
A. Kelly	4	0-0	0-0	0-0	0	0-0	0	0	24
S. Renfree	4	0-0	0-0	0-0	0	0-0	0	0	24
D. Scott	3	0-0	0-0	0-0	0	0-0	0	0	18
D. Varner	2	0-0	0-0	0-0	0	0-0	0	0	12
C. Helfet	2	0-0	0-0	0-0	0	0-0	0	0	12
J. Hollingsworth	2	0-0	0-0	0-0	0	0-0	0	0	12
B. King	2	0-0	0-0	0-0	0	0-0	0	0	12
J. Snead	1	0-0	0-0	0-0	0	0-0	0	0	6
B. Braxton	1	0-0	0-0	0-0	0	0-0	0	0	6
A. Campbell	1	0-0	0-0	0-0	0	0-0	0	0	6
C. Hatcher	0	0-0	0-0	0-0	0	0-0	0	1	2

PUNTING									
Player	No.	Yds	Avg	Lg	TB	FC	i20	50+	Blk
A. King	55	2262	41.1	64	6	7	21	10	0
K. Jones	2	64	32.0	35	0	0	0	0	0

KICKOFF RETURNS					
Player	No.	Yds	Avg	TD	Lg
J. Snead	22	483	22.0	0	36
D. Scott	15	287	19.1	0	36
J. Thompson	15	326	21.7	0	33
P. Kurunwune	7	140	20.0	0	36
C. Vernon	6	143	23.8	0	32
K. Anunike	1	10	10.0	0	10
L. Butler	1	20	20.0	0	20
C. Helfet	1	10	10.0	0	10

PUNT RETURNS					
Player	No.	Yds	Avg	TD	Lg
L. Butler	21	181	8.6	0	33
J. Williams	2	7	3.5	0	7

INTERCEPTIONS					
Player	No.	Yds	Avg	TD	Lg
R. Cockrell	3	15	5.0	0	15
L. Butler	1	0	0.0	0	0
M. Daniels	1	0	0.0	0	0
C. Rwabukamba	1	28	28.0	0	28
W. Canty	1	20	20.0	0	20
A. Kromah	1	0	0.0	0	0

FIELD GOALS									
Player	FGM-A	Pct	1-19	20-29	30-39	40-49	50+	Lg	Blk
W. Snyderwine	21-24	.875	0-0	8-8	5-6	7-8	1-2	52	0

TOTAL OFFENSE LEADERS						
Player	G	Plays	Rush	Pass	Total	Avg/G
S. Renfree	12	515	-47	3,131	3,084	257.0
D. Scott	12	120	530	0	530	44.2
B. Connette	12	100	321	125	446	37.2

ALL PURPOSE YARDAGE LEADERS									
Player	G	Rush	Rec	PR	KOR	IR	Total	Avg/G	
C. Vernon	12	40	973	0	143	0	1,156	96.3	
D. Scott	12	530	266	0	287	0	1,083	90.2	
D. Varner	12	2	736	0	0	0	738	61.5	

TACKLE LEADERS									
Player	G	UA	A	Tot	TFL/Yds	Sacks/Yds	PBU		
A. Kromah	12	47	82	129	9.5-29	1.0-7	1		
M. Daniels	12	46	47	93	6.0-12	0	7		
W. Canty	12	24	39	63	1.0-3	0	1		
Kel. Brown	9	20	43	63	5.5-17	1.5-12	0		
P. Egboh	12	22	40	62	6.5-36	4.5-33	2		
R. Cockrell	12	37	23	60	0	0	7		
L. Butler	12	32	26	58	0	0	8		
C. Rwabukamba	12	26	25	51	2.0-4	0	4		
C. Hatcher	12	15	31	46	7.5-26	1.0-4	1		
W. Oglesby	12	11	31	42	4.5-15	0	1		
J. Byas	12	13	15	28	1.5-6	0	0		
D. Thornton	10	6	22	28	1.0-9	1.0-9	0		
A. Gamble	12	5	22	27	1.0-1	1.0-1	0		
S. Sarmiento	12	14	12	26	1.0-3	0	1		
K. Anunike	12	6	17	23	1.5-2	0	0		
J. Foxx	11	11	11	22	2.0-9	1.0-8	0		

CAUSED FUMBLES  
M. Daniels 3, J. Byas 2, K. Anunike 1, W. Canty 1, A. Kromah 1, M. Pridemore 1, C. Rwabukamba 1, S. Sarmiento 1, A. Young-Wiseman 1

FUMBLE RECOVERIES  
Kel. Brown 4, M. Daniels 2, J. Byas 1, A. Campbell 1, W. Oglesby 1

2011 Overall Record: 3-9 ACC: 1-7 (6th/Coastal)

Head Coach: David Cutcliffe  
Assistant Coaches: Ron Middleton (Assoc. HC/TE), Jim Knowles (DC), Kurt Roper (OC/OB), Matt Luke (Run Game/OL), Jim Collins (Asst. DC/LB), Matt Lubick (WR), Zac Roper (RB), Derek Jones (DB), Rick Petri (DL)  
Starting Lineup: OFFENSE: QB Sean Renfree, RB Juwan Thompson, TE Cooper Helfet, WR Conner Vernon, WR Donovan Varner, WR Brandon Braxton, LT Kyle Hill, LG John Coleman, C Dave Harding, RG Laken Tomlinson, RT Perry Simmons; DEFENSE: DE Jordan DeWalt-Ondijo, NG Charlie Hatcher, DT Sydney Sarmiento, DE Justin Foxx, MLB Kelby Brown, WLB Austin Gamble, CB Ross Cockrell, CB Johnny Williams, S Matt Daniels, S Walt Canty, S Jordan Byas; SPECIAL TEAMS: K Will Snyderwine, P Alex King, LS Jackson Anderson  
Captains: Matt Daniels, Charlie Hatcher, Kyle Hill, Sean Renfree | Team MVP: Matt Daniels  
All-ACC: Matt Daniels<sup>1</sup>, Cooper Helfet<sup>TM</sup>, Alex King<sup>2</sup>, Conner Vernon<sup>2</sup>  
All-America: Matt Daniels<sup>2</sup>  
Miscellaneous Awards: ACC Postgraduate Scholarship (Matt Daniels)

S 3	Richmond	H	L	21-23	32,741	RICH RB Turner GW 1-yard TD rush (10:12; 4th); Duke 2 missed FGAs in 4th qtr.; Total yards: RICH 288, Duke 379; Scott 11-80 rushing & 1 TD
S 10	Stanford (-/6)	H	L	14-44	24,785	STAN QB Luck 20-28, 290 yards & 4 TDs; Butler 76-yard INT return for TD; Total offense: Duke 335, STAN 504; Daniels 13 tackles
S 17	Boston College	A	W	20-19	35,812	Renfree GW 1-yard TD rush (9:57; 4th); BC K Freese 23-yard FGA off left upright (0:43; 4th); Renfree 41-53, 368 yards & 2 TDs + 1 TD rush
S 24	Tulane	H	W	48-27	20,138	Renfree 3 TDs (2 rush); Vernon 6-96 receiving; Duke led 45-13 after 3 quarters; Total yards: Duke 484, TUL 318; Duke 36:12 TOP
O 1	FIU	A	W	31-27	22,682	Thompson GW 9-yard TD rush (6:52; 4th) after DeWalt-Ondijo sack & CF; FIU TO on downs at Duke 12 (2:29; 4th); Renfree 28-43, 335 yards & 2 TDs
O 15	Florida State	H	L	16-41	24,687	FSU QB Manuel 301 total yards & 4 TDs (2 pass); FSU Freeman 19-109 rush & 1 TD; Total offense: Duke 289, FSU 481; Daniels 14 tackles
O 22	Wake Forest	H	L	23-24	22,258	WF WR Givens GW 65-yard TD pass from QB Price (6:52; 4th); Halftime: WF, 17-3; Total offense: WF 305, Duke 372; Boone 2 TD rushes
O 29	Virginia Tech (-/15)	H	L	10-14	27,392	VT RB Wilson 23-148 rushing; Daniels 13 tackles & 2 INTs; Scott 10-72 rushing & 1 TD; Total offense: VT 433, Duke 326; Duke 1-4 FGA
N 5	Miami	A	L	14-49	62,053	MIA QB Harris 14-20, 202 yards & 3 TDs; MIA RB Miller 20-147 rushing & 2 TDs; MIA 5 TDs on first 5 drives; Daniels 11 tackles
N 12	Virginia	A	L	21-31	45,733	UVA QB Rocco 3 TD passes; Renfree 21-38, 303 yards & 1 TD; Total offense: Duke 337, UVA 356; Varner 7-132 receiving; Canty 15 tackles
N 19	Georgia Tech	H	L	31-38	18,747	GT QB Washington 17-136 rushing & 1 TD; Renfree 26-42, 250 yards & 4 TDs; Total offense: Duke 351, GT 549; Vernon 9-92 receiving
N 26	North Carolina	A	L	21-37	58,500	UNC WR Jones 10-101 receiving & 3 TDs; UNC RB Bernard 30-165 rushing & 1 TD; Total offense: Duke 331, UNC 508; Daniels 18 tackles

	1st	2nd	3rd	4th	OT	Total
Duke	55	83	65	67	—	270
Opponents	111	110	70	83	—	374

TEAM STATISTICS	Duke	Opponents
SCORING	270	374
Points Per Game	22.5	31.2
FIRST DOWNS	235	242
Rushing	67	112
Passing	144	118
Penalty	24	12
RUSHING YARDAGE	1,129	2,168
Yards gained rushing	1,386	2,376
Yards lost rushing	257	208
Rushing Attempts	365	441
Average Per Rush	3.1	4.9
Average Per Game	94.1	180.7
TDs Rushing	19	22
PASSING YARDAGE	3,266	2,937
Comp-Att-Int	315-493-12	194-338-6
Average Per Pass	6.6	8.7
Average Per Catch	10.4	15.1
Average Per Game	272.2	244.8
TDs Passing	15	23
TOTAL OFFENSE	4,395	5,105
Total Plays	858	779
Average Per Play	5.1	6.6
Average Per Game	366.2	425.4
KICK RETURNS: #-Yards	63-1,286	44-789
PUNT RETURNS: #-Yards	25-226	19-138
INT RETURNS: #-Yards	6-158	12-139
KICK RETURN AVERAGE	20.4	17.9
PUNT RETURN AVERAGE	9.0	7.3
INT RETURN AVERAGE	26.3	11.6
FUMBLES-LOST	15-9	16-5
PENALTIES-Yards	56-467	68-644
Average Per Game	38.9	53.7
PUNTS-Yards	51-2,104	56-2,324
Average Per Punt	41.3	41.5
Net punt average	37.0	35.7
KICKOFFS-Yards	51-3,281	73-4,611
Average Per Kick	64.3	63.2
Net kick average	46.5	44.2
TIME OF POSSESSION/Game	30:57	29:03
3RD-DOWN Conversions	74/189	64/149
3rd-Down Pct	39%	43%
4TH-DOWN Conversions	22/36	6/9
4th-Down Pct	61%	67%
SACKS BY-Yards	17-101	19-142
TOUCHDOWNS SCORED	35	47
FIELD GOALS-ATTEMPTS	9-20	16-18
ON-SIDE KICKS	3-5	0-0
RED-ZONE SCORES	(34-47) 72%	(44-50) 88%
RED-ZONE TOUCHDOWNS	(26-47) 55%	(34-50) 68%
PAT-ATTEMPTS	(33-33) 100%	(44-47) 94%

RUSHING										
Player	G	Att	Gain	Loss	Net	Avg	TD	Lg	Avg/G	
J. Thompson	12	110	472	15	457	4.2	7	27	38.1	
D. Scott	9	72	383	16	367	5.1	2	47	40.8	
A. Boone	10	44	136	7	129	2.9	4	12	12.9	
J. Hollingsworth	12	27	114	7	107	4.0	1	17	8.9	
D. Varner	12	5	57	0	57	11.4	0	39	4.8	
P. Kurunwune	12	22	62	6	56	2.5	0	8	4.7	
J. Crowder	12	8	45	3	42	5.2	0	16	3.5	
G. DeLuca	2	1	1	0	1	1.0	0	1	0.5	
C. Vernon	12	3	1	1	0	0.0	0	1	0.0	
B. Connette	2	8	6	20	-14	-1.8	1	6	-7.0	
TEAM	7	7	0	15	-15	-2.1	0	0	-2.1	
S. Renfree	12	58	109	167	-58	-1.0	4	8	-4.8	
PASSING										
Player	G	Effic	C-A-I	Pct	Yds	TD	Lg	Avg/G		
S. Renfree	12	126.51	282-434-11	.650	2,891	14	70	240.9		
A. Boone	10	106.29	30-53-1	.566	298	1	38	29.8		
B. Connette	2	197.00	1-2-0	.500	35	0	35	17.5		
J. Crowder	12	138.20	1-2-0	.500	21	0	21	1.8		
TEAM	7	0.00	0-1-0	.000	0	0	0	0.0		
A. King	12	276.40	1-1-0	1.000	21	0	21	1.8		
RECEIVING										
Player	G	No.	Yds	Avg	TD	Lg	Avg/G			
C. Vernon	12	70	956	13.7	6	53	79.7			
D. Varner	12	61	713	11.7	3	64	59.4			
C. Helfet	12	43	395	9.2	4	28	32.9			
B. Braxton	12	40	352	8.8	0	41	29.3			
D. Scott	9	25	135	5.4	0	17	15.0			
J. Thompson	12	22	182	8.3	1	70	15.2			
J. Crowder	12	14	163	11.6	1	45	13.6			
J. Hollingsworth	12	13	125	9.6	0	38	10.4			
T. Watkins	11	10	70	7.0	0	13	6.4			
B. Deaver	12	8	107	13.4	0	41	8.9			
B. Holliday	10	3	30	10.0	0	11	3.0			
D. Parker	12	3	19	6.3	0	10	1.6			
A. Boone	10	1	21	21.0	0	21	2.1			
P. Kurunwune	12	1	1	1.0	0	1	0.1			
C. Gattis	11	1	-3	-3.0	0	0	-0.3			
SCORING										
Player	TD	FG	Kick	Rush	Rcv	Pass	Dxp	Saf	Pts	
W. Snyderwine	0	8-17	28-28	0-0	0	0-0	0	0	52	
J. Thompson	8	0-0	0-0	0-0	0	0-0	0	0	48	
C. Vernon	6	0-0	0-0	0-0	0	0-0	0	0	36	
A. Boone	4	0-0	0-0	0-0	0	0-0	0	0	24	
S. Renfree	4	0-0	0-0	0-0	0	0-2	0	0	24	
C. Helfet	4	0-0	0-0	0-0	0	0-0	0	0	24	
D. Varner	3	0-0	0-0	0-0	0	0-0	0	0	18	
D. Scott	2	0-0	0-0	0-0	0	0-0	0	0	12	
J. Iijas	0	1-3	5-5	0-0	0	0-0	0	0	8	
J. Hollingsworth	1	0-0	0-0	0-0	0	0-0	0	0	6	
J. Crowder	1	0-0	0-0	0-0	0	0-0	0	0	6	
B. Connette	1	0-0	0-0	0-0	0	0-0	0	0	6	
L. Butler	1	0-0	0-0	0-0	0	0-0	0	0	6	
PUNTING										
Player	No.	Yds	Avg	Lg	TB	FC	i20	50+	Blk	
A. King	50	2,104	42.1	60	4	8	17	7	1	
TEAM	1	0	0.0	0	0	0	0	0	0	

KICKOFF RETURNS					
Player	No.	Yds	Avg	TD	Lg
J. Crowder	38	814	21.4	0	35
D. Scott	19	375	19.7	0	31
P. Kurunwune	3	50	16.7	0	19
D. Parker	2	24	12.0	0	16
C. Gattis	1	23	23.0	0	23

PUNT RETURNS					
Player	No.	Yds	Avg	TD	Lg
J. Crowder	13	122	9.4	0	29
L. Butler	7	66	9.4	0	20
C. Vernon	3	38	12.7	0	31
B. Braxton	2	0	0.0	0	0

INTERCEPTIONS					
Player	No.	Yds	Avg	TD	Lg
M. Daniels	2	43	21.5	0	43
A. Campbell	1	39	39.0	0	39
R. Cockrell	1	0	0.0	0	0
L. Butler	1	76	76.0	1	76
W. Canty	1	0	0.0	0	0

FIELD GOALS										
Player	FGM-A	Pct	1-19	20-29	30-39	40-49	50+	Lg	Blk	
W. Snyderwine	8-17	.471	1-1	3-7	3-5	1-2	0-2	40	1	
J. Iijas	1-3	.333	0-0	1-1	0-1	0-1	0-0	26	0	

TOTAL OFFENSE LEADERS					
Player	G	Plays	Rush	Pass	Total
S. Renfree	12	492	-58	2,891	2,833
J. Thompson	12	110	457	0	457
A. Boone	10	97	129	298	427

ALL PURPOSE YARDAGE LEADERS										
Player	G	Rush	Rec	PR	KOR	IR	Total	Avg/G		
J. Crowder	12	42	163	122	814	0	1,141	95.1		
C. Vernon	12	0	956	38	0	0	994	82.8		
D. Scott	9	367	135	0	375	0	877	97.4		

TACKLE LEADERS										
Player	G	UA	A	Tot	TFL/Yds	Sacks/Yds	PBU			
M. Daniels	12	65	61	126	4.0-4	0	14			
W. Canty	12	50	37	87	4.0-18	0	5			
Kel. Brown	10	31	34	65	7.0-32	1.5-12	3			
R. Cockrell	11	35	21	56	1.0-2	0	9			
A. Gamble	12	16	27	43	5.5-18	2.0-11	1			
J. Byas	11	18	22	40	2.0-5	0	0			
S. Sarmiento	12	12	20	32	1.5-10	1.0-9	0			
A. Campbell	11	16	15	31	3.5-6	0	0			
T. Foster	11	24	7	31	0	0	3			
C. Hatcher	12	12	18	30	3.5-19	2.0-16	1			
J. Foxx	11	12	18	30	4.5-18	2.0-12	0			
D. Helton	9	11	14	25	2.5-6	1.5-6	0			
C.J. France	11	9	14	23	0	0	0			
J. Williams	9	16	7	23	0	0	4			
C. Hazelton	12	9	13	22	0	0	0			
D. Johnson	12	6	14	20	3.0-11	1.0-5	0			
Z. Greene	10	11	8	19	0.5-2	0	1			

CAUSED FUMBLES  
W. Canty 3, Kel. Brown 1, M. Daniels 1, J. DeWalt-Ondijo 1, J. Foxx 1, Z. Greene 1, J. Wallace 1, K. Anunike 1

FUMBLE RECOVERIES  
Z. Greene 1, C. Hatcher 1, S. Sarmiento 1, C. Vernon 1, A. Young-Wiseman 1

2012

Overall Record: 6-7 ACC: 3-5 (5th/Coastal)

Belk Bowl

Head Coach: David Cutcliffe  
Assistant Coaches: Ron Middleton (Assoc. HC/TE), Jim Knowles (DC), Kurt Roper (OC/OB), Jim Collins (Asst. DC/LB), Matt Lubick (WR), Derek Jones (DB), John Latina (OL), Rick Petri (DL), Zac Roper (RB)  
Starting Lineup: OFFENSE: QB Sean Renfree, RB Juwan Thompson, TE David Reeves, WR Conner Vernon, WR Jamison Crowder, WR Desmond Scott, LT Takoby Cofield, LG Dave Harding, C Brian Moore, RG Laken Tomlinson, RT Perry Simmons; DEFENSE: DE Kenny Anunike, NG Sydney Sarmiento, DT Nick Sink, DE Justin Foxx, MLB Austin Gamble, WLB C.J. France, CB Lee Butler, CB Ross Cockrell, S Brandon Braxton, S Walt Canty, S Jordan Byas; SPECIAL TEAMS: K Ross Martin, P Will Monday, LS Jackson Anderson  
Captains: Walt Canty, Ross Cockrell, Sean Renfree & Conner Vernon | Team MVP: Sean Renfree  
All-ACC: Kenny Anunike<sup>III</sup>, Walt Canty<sup>2</sup>, Ross Cockrell<sup>1</sup>, Jamison Crowder<sup>III</sup>, Dave Harding<sup>III</sup>, Ross Martin<sup>III</sup>, Will Monday<sup>1</sup>, Perry Simmons<sup>III</sup>, Conner Vernon<sup>1</sup>  
All-America: Ross Cockrell<sup>III</sup>, Ross Martin<sup>III</sup> | Academic All-America: Perry Simmons<sup>2</sup>  
Miscellaneous Awards: ACC Coach of the Year (David Cutcliffe), ACC Jim Tatum Award (Sean Renfree), NFF Scholar-Athlete (Sean Renfree), Pop Warner National College Football Award (Sean Renfree)

S 1	FIU	H	W	46-26	31,117	Renfree 21-30, 290 yards & 2 TDs; Vernon 10-180 receiving & 1 TD; Duke 30 points in 2nd quarter; Total offense: Duke 420, FIU 513
S 8	Stanford (-/25)	A	L	13-50	44,016	STAN QB Nunes 3 TD passes; STAN scored first 23 points; Duke 5-20 3rd down; Crowder 10-112 & Scott 11-83 receiving; Canty 11 tackles
S 15	N.C. Central	H	W	54-17	22,829	Renfree 24-33 passing, 274 yards & 3 TDs; Butler 76-yard PR for TD; Cockrell 32-yard INT return for TD; Duke led 41-10 after 3 quarters
S 22	Memphis	H	W	38-14	23,658	Renfree 26-27 passing, 314 yards & 4 TDs; Total offense: Duke 500, MEM 152; MEM zero points in 2nd half & 1-11 3rd down
S 29	Wake Forest	A	W	34-27	28,743	Boone GW 4-yard TD rush (11:35: 4th) after DeWalt-Ondijo sack & CF (12:11: 4th); Scott 11-134 receiving; Renfree DNP 4th quarter (injury)
O 6	Virginia	H	W	42-17	26,856	Boone 18-31, 212 yards & 4 TDs in 1st career start; Vernon ACC career leader in receptions; Halftime: UVA, 17-14; Canty 14 tackles; Renfree DNP (inj.)
O 13	Virginia Tech	A	L	20-41	65,632	VT 41 straight points to erase 20-0 deficit; Rushing yards: Duke 22, VT 269; Crowder 8-127 receiving & 1 TD; Byas 20-yard INT return for TD
O 20	North Carolina	H	W	33-30	33,941	Crowder GW 5-yard TD pass from Renfree caps 14-play, 87-yard drive (0:13: 4th); Vernon 6-124 receiving; Martin 4 FGs; Duke 234 rush yards
O 27	Florida State (-/11)	A	L	7-48	71,467	FSU RB Freeman 12-104 rushing & 2 TDs; Total offense: Duke 232, FSU 560; Duke 12 punts; Duncan 1 TD rush; Norman 13 tackles & 2 FRs
N 3	Clemson (-/10)	H	L	20-56	31,894	CLEM QB Boyd 6 total TDs (5 pass); Halftime: CLEM, 42-17; Total offense: Duke 342, CLEM 719; Crowder 7-167 receiving; Byas 15 tackles
N 17	Georgia Tech	A	L	24-42	41,904	GT QB Washington 4 total TDs (3 pass); Rushing yards: Duke 77, GT 330; Vernon becomes ACC career leader in receiving yards; France 15 tackles
N 24	Miami	H	L	45-52	26,895	MIA RB Johnson 16-176 rushing & 3 TDs; Renfree 36-59, 432 yards & 4 TDs; Crowder 8-203 receiving & 1 TD (NCAA record 99 yards from Renfree)
D 27	+Cincinnati	N <sup>1</sup>	L	34-48	48,128	CIN TE Kelce GW 83-yard TD pass from QB Kay (:44: 4th); Snead fumble at CIN 6 with score 34-34 (1:20: 4th); Total offense: Duke 560, CIN 554

N<sup>1</sup> Charlotte, N.C.

+ Belk Bowl

	1st	2nd	3rd	4th	OT	Total
Duke	114	104	94	98	—	410
Opponents	127	123	105	113	—	468

TEAM STATISTICS	Duke	Opponents
SCORING	410	468
Points Per Game	31.5	36.0
FIRST DOWNS	288	276
Rushing	92	139
Passing	167	123
Penalty	29	14
RUSHING YARDAGE	1,628	2,625
Yards gained rushing	1,865	2,902
Yards lost rushing	237	277
Rushing Attempts	439	524
Average Per Rush	3.7	5.0
Average Per Game	125.2	201.9
TDs Rushing	18	26
PASSING YARDAGE	3,691	3,474
Comp-Att-Int	352-551-12	224-389-11
Average Per Pass	6.7	8.9
Average Per Catch	10.5	15.5
Average Per Game	283.9	267.2
TDs Passing	27	29
TOTAL OFFENSE	5,319	6,099
Total Plays	990	913
Average Per Play	5.4	6.7
Average Per Game	409.2	469.2
KICK RETURNS: #-Yards	58-1,043	46-993
PUNT RETURNS: #-Yards	24-358	26-323
INT RETURNS: #-Yards	11-86	12-282
KICK RETURN AVERAGE	18.0	21.6
PUNT RETURN AVERAGE	14.9	12.4
INT RETURN AVERAGE	7.8	23.5
FUMBLES-LOST	17-9	20-12
PENALTIES-Yards	76-637	80-710
Average Per Game	49.0	54.6
PUNTS-Yards	67-2,991	53-2,097
Average Per Punt	44.6	39.6
Net punt average	37.6	32.3
KICKOFFS-Yards	77-4,823	86-5,298
Average Per Kick	62.6	61.6
Net kick average	40.3	41.6
TIME OF POSSESSION/Game	31:08	28:52
3RD-DOWN Conversions	69/199	76/182
3rd-Down Pct	35%	42%
4TH-DOWN Conversions	15/27	14/27
4th-Down Pct	56%	52%
SACKS BY-Yards	25-146	19-147
TOUCHDOWNS SCORED	50	60
FIELD GOALS-ATTEMPTS	20-23	17-24
ON-SIDE KICKS	1-5	1-3
RED-ZONE SCORES	(45-54) 83%	(42-46) 91%
RED-ZONE TOUCHDOWNS	(31-54) 57%	(29-46) 63%
PAT-ATTEMPTS	(46-47) 98%	(57-58) 98%

RUSHING

Player	G	Att	Gain	Loss	Net	Avg	TD	Lg	Avg/G
J. Duncan	13	109	569	16	553	5.1	4	58	42.5
J. Snead	13	99	505	9	496	5.0	2	22	38.2
J. Thompson	12	75	356	4	352	4.7	1	34	29.3
S. Powell	13	28	96	3	93	3.3	0	8	7.2
B. Connette	12	41	95	4	91	2.2	8	8	7.6
A. Boone	12	26	99	17	82	3.2	2	14	6.8
P. Kurunwune	11	3	22	0	22	7.3	0	13	2.0
J. Crowder	13	3	19	6	13	4.3	0	12	1.0
W. Monday	13	1	4	0	4	4.0	0	4	0.3
W. Canty	13	1	0	0	0	0.0	0	0	0.0
C. Vernon	13	3	2	4	-2	-0.7	0	2	-0.2
TEAM	7	12	0	26	-26	-2.2	0	0	-3.7
S. Renfree	12	38	98	148	-50	-1.3	1	25	-4.2

PASSING

Player	G	Effic	C-A-I	Pct	Yds	TD	Lg	Avg/G
S. Renfree	12	136.32	297-441-10	.673	3,113	19	99	259.4
A. Boone	12	111.69	49-95-2	.516	531	5	54	44.2
B. Connette	12	139.17	5-13-0	.385	38	3	17	3.2
TEAM	7	0.00	0-1-0	.000	0	0	0	0.0
W. Monday	13	175.60	1-1-0	1.000	9	0	9	0.7

RECEIVING

Player	G	No.	Yds	Avg	TD	Lg	Avg/G
C. Vernon	13	85	1,074	12.6	8	49	82.6
J. Crowder	13	76	1,074	14.1	8	99	82.6
D. Scott	13	66	666	10.1	2	39	51.2
I. Blakeney	13	32	290	9.1	1	54	22.3
J. Thompson	12	24	128	5.3	2	21	10.7
J. Duncan	13	19	89	4.7	0	14	6.8
D. Reeves	13	18	122	6.8	3	20	9.4
B. Connette	12	11	85	7.7	1	22	7.1
J. Snead	13	10	46	4.6	1	18	3.5
C. Gattis	11	6	63	10.5	0	27	5.7
M. McCaffrey	13	2	31	15.5	0	18	2.4
E. Schneider	13	1	13	13.0	0	13	1.0
J. Wise	12	1	6	6.0	1	6	0.5
S. Powell	13	1	4	4.0	0	4	0.3

SCORING

Player	TD	FG	Kick	Rush	Rcv	Pass	Dxp	Saf	Pts
R. Martin	0	20-23	46-47	0-0	0	0-0	0	0	106
B. Connette	9	0-0	0-0	0-0	0	0-0	0	0	54
J. Crowder	8	0-0	0-0	0-0	0	0-0	0	0	48
C. Vernon	8	0-0	0-0	0-0	0	0-0	0	0	48
J. Duncan	4	0-0	0-0	0-0	0	0-0	0	0	24
J. Thompson	3	0-0	0-0	0-0	0	0-0	0	0	18
J. Snead	3	0-0	0-0	0-0	0	0-0	0	0	18
D. Reeves	3	0-0	0-0	0-0	0	0-0	0	0	18
D. Scott	2	0-0	0-0	0-0	0	0-0	0	0	12
A. Boone	2	0-0	0-0	0-0	0	0-0	0	0	12
R. Cockrell	2	0-0	0-0	0-0	0	0-0	0	0	12
I. Blakeney	1	0-0	0-0	0-0	1	0-0	0	0	8
S. Renfree	1	0-0	0-0	0-0	0	1-1	0	0	6
J. Wise	1	0-0	0-0	0-0	0	0-0	0	0	6
T. Foster	1	0-0	0-0	0-0	0	0-0	0	0	6
J. Byas	1	0-0	0-0	0-0	0	0-0	0	0	6
L. Butler	1	0-0	0-0	0-0	0	0-0	0	0	6
K. Brown	0	0-0	0-0	0-0	0	0-0	1	0	2
W. Monday	0	0-0	0-0	0-1	0	0-1	0	0	0

PUNTING

Player	No.	Yds	Avg	Lg	TB	FC	i20	50+	Blk
W. Monday	67	2,991	44.6	79	6	11	19	20	0

KICKOFF RETURNS

Player	No.	Yds	Avg	TD	Lg
L. Butler	17	342	20.1	0	45
T. Burton	13	260	20.0	0	27
J. Duncan	9	147	16.3	0	20
D. Scott	7	128	18.3	0	26
J. Crowder	5	90	18.0	0	21
P. Kurunwune	3	46	15.3	0	19

PUNT RETURNS

Player	No.	Yds	Avg	TD	Lg
L. Butler	11	187	17.0	1	65
C. Vernon	6	80	13.3	0	25
J. Crowder	5	66	13.2	0	19
T. Foster	1	26	26.0	1	0
C. Gattis	1	-1	-1.0	0	0

INTERCEPTIONS

Player	No.	Yds	Avg	TD	Lg
R. Cockrell	5	46	9.2	1	32
J. Byas	2	40	20.0	1	20
L. Butler	1	0	0.0	0	0
W. Canty	1	0	0.0	0	0
C.J. France	1	0	0.0	0	0
T. Foster	1	0	0.0	0	0

FIELD GOALS

Player	FGM-A	Pct	1-19	20-29	30-39	40-49	50+	Lg	Blk
R. Martin	20-23	.870	0-0	8-9	5-6	5-6	2-2	52	0

TOTAL OFFENSE LEADERS

Player	G	Plays	Rush	Pass	Total	Avg/G
S. Renfree	12	479	-50	3,113	3,063	255.2
A. Boone	12	121	82	531	613	51.1
J. Duncan	13	109	553	0	553	42.5

ALL PURPOSE YARDAGE LEADERS

Player	G	Rush	Rec	PR	KOR	IR	Total	Avg/G
J. Crowder	13	13	1,074	66	90	0	1,243	95.6
C. Vernon	13	-2	1,074	80	14	0	1,166	89.7
D. Scott	13	0	666	0	128	0	794	61.1

TACKLE LEADERS

Player	G	UA	A	Tot	TFL/Yds	Sacks/Yds	PBU
W. Canty	13	53	56	109	6.5-21	0.5-5	4
J. Byas	10	44	39	83	7.0-17	0.5-3	2
R. Cockrell	13	47	24	71	4.0-16	1.0-5	13
D. Norman	13	32	28	60	0.5-1	0	1
C.J. France	13	27	33	60	1.5-1	0	3
D. Helton	13	19	36	55	2.5-5	0	0
Kel. Brown	12	22	29	51	1.5-1	0	3
J. Foxx	9	22	24	46	4.5-29	4.5-29	0
K. Anunike	12	16	28	44	6.0-40	5.0-38	0
B. Braxton	8	20	18	38	1.5-4	0	1
A. Gamble	13	14	23	37	1.5-7	0.5-1	1
T. Foster	13	25	12	37	1.5-2	0.5-1	6
L. Butler	11	23	8	31	0	0	4

CAUSED FUMBLES

L. Butler 2, K. Anunike 1, Ky. Brown 1, J. Byas 1, W. Canty 1, R. Cockrell 1, J. DeWalt-Ondijo 1, J. Duncan 1, C.J. France 1, A. Gamble 1, S. Ingram 1, D. Norman 1, J. Wallace 1

FUMBLE RECOVERIES

D. Norman 2, J. Woodruff 2, J. Anderson 1, J. Bruce 1, A. Campbell 1, W. Canty 1, J. Foxx 1, A. Gamble 1, S. Sarmiento 1, A. Young-Wiseman 1

2013

Overall Record: 10-4 ACC: 6-2 (1st/Coastal) Final National Ranking: 22nd (USA Today/Coaches): 23rd (AP): 24th (BCS) ACC Coastal Division champions • Chick-fil-A Bowl

Head Coach: David Cutcliffe  
Assistant Coaches: Scottie Montgomery (Assoc. HC/WR), Kurt Roper (Asst. HC/OC/QB), John Latina (Asst. HC/OL), Jim Knowles (DC), Jim Collins (Asst. DC/LB), Zac Roper (ST/TE), Re'quan Boyette (RB), Derek Jones (DB), Rick Petri (DL)  
Starting Lineup: OFFENSE: QB Anthony Boone, RB Josh Snead, TE Braxton Deaver, WR Jamison Crowder, WR Brandon Braxton, WR Max McCaffrey, LT Takoby Cofield, LG Dave Harding, C Matt Skura, RG Laken Tomlinson, RT Perry Simmons; DEFENSE: DE Kenny Anunike, NG Jamal Bruce, DT Sydney Sarmiento, DE Justin Foxx, MLB Kelly Brown, WLB David Helton, CB Ross Cockrell, CB Garrett Patterson, S Jeremy Cash, S Deondre Singleton, S DeVon Edwards; SPECIAL TEAMS: K Ross Martin, P Will Monday, LS Thomas Hennessy  
Captains: Anthony Boone, Ross Cockrell, Justin Foxx, Dave Harding & Juwan Thompson | Team MVP: Jamison Crowder  
All-ACC: Kenny Anunike<sup>2</sup>, Kelly Brown<sup>1</sup>, Jeremy Cash<sup>1</sup>, Ross Cockrell<sup>1</sup>, Jamison Crowder<sup>1</sup>, Braxton Deaver<sup>2</sup>, DeVon Edwards<sup>3</sup>, Ross Martin<sup>HM</sup>, Will Monday<sup>2</sup>, Perry Simmons<sup>3</sup>, Laken Tomlinson<sup>1</sup>  
All-America: Jeremy Cash<sup>2</sup>, Jamison Crowder<sup>2</sup>, DeVon Edwards<sup>2</sup> | Academic All-America: Perry Simmons<sup>1</sup>  
Miscellaneous Awards: ACC Coach of the Year (David Cutcliffe), National Coach of the Year (David Cutcliffe), ACC Jim Tatum Award (Perry Simmons), NFF Scholar-Athlete (Perry Simmons)

A 31	N.C. Central	H	W	45-0	22,521	Boone 16-20, 176 yards; Connette 3 total TDs (2 pass); Crowder 76-yard PR for TD; NCCU 184 total yards; Duke first home shutout since 1978
S 7	Memphis	A	W	28-14	44,237	Blakeney GW 22-yard TD pass from Connette (9:50, 4th); Connette 14-21, 198 yards & 2 TDs; Boone injured (10:48, 2nd); Crowder 11-140 receiving
S 14	Georgia Tech	H	L	14-38	21,267	GT QB Lee 5 total TDs (4 pass); GT 28 straight points to erase 7-3 deficit; Kel. Brown 17 tackles; Cash 14 tackles; GT 38:32 TOP
S 21	Pittsburgh	H	L	55-58	22,714	PITT QB Savage 23-33, 424 yards & 6 TDs; Connette 1st Duke history & 4th ACC history with 300+ passing & 100+ rushing yards (323 & 101)
S 28	Troy	H	W	38-31	30,126	Connette 20-28, 324 yards & 5 total TDs (3 pass); Crowder 7-149 receiving; Cash INT ends TROY final drive (:00, 4th); Helton 15 tackles
O 12	Navy	H	W	35-7	23,749	Boone 31-38, 295 yards & 3 TDs; Blakeney 2 TDs; Duke 7 points allowed fewest vs. FBS foe since 10-7 win at Vanderbilt in 2008
O 19	Virginia	A	W	35-22	39,071	Deaver GW 47-yard TD pass from Connette (11:44, 4th); Duke 35 straight points to erase 22-0 deficit; Deaver 2 TDs; Crowder 9-113 receiving
O 26	Virginia Tech (-/16)	A	W	13-10	63,326	Martin 2 FGs (51 & 53); Kel. Brown 14 tackles & 1 INT; Helton 19 tackles; Boone 1 TD rush; Duke 1st road win over ranked foe since 1971
N 9	N.C. State	H	W	38-20	32,010	Connette GW 5-yard TD run (3:31, 4th); D. Edwards INT returns for TDs (25 & 45) on consecutive snaps in 4th qtr. + 100-yard KOR for TD
N 16	Miami (-/24)	H	W	48-30	30,044	Connette 5 total TDs (4 rush to equal school record); Duke 358 rushing yards; Duke 18-point margin largest in win over top-25 team since 1944
N 23	Wake Forest (25/-)	A	W	28-21	28,463	Boone 24-29, 256 yards & 3 TDs + 7-57 rushing; Crowder 10-121 receiving & 2 TDs; WF led 14-0 in 2nd quarter; WF 248 total yards
N 30	North Carolina (24/-)	A	W	27-25	62,000	Martin GW 27-yard FG (2:22, 4th); D. Edwards INT of QB Williams ends UNC final drive (:13, 4th); Boone 23-34, 274 yards & 2 TDs; Cash 13 tackles
D 7	*Florida State (20/1)	N <sup>1</sup>	L	7-45	67,694	FSU QB Winston 389 total yards & 4 TDs (3 pass); Borders ACCCG record 2 INTs; Boone 20-40, 138 yards; FSU eventual national champion
D 31	+Texas A&M (22/20)	N <sup>2</sup>	L	48-52	67,946	TAMU QB Manziel 455 total yards & 4 TDs (3 pass); Halftime: Duke, 38-17; Boone 29-45, 427 yards & 4 total TDs (3 pass); Snead 17-104 rush
N <sup>1</sup>	Charlotte, N.C.					
N <sup>2</sup>	Atlanta, Ga.					
^	Dr Pepper ACC Championship Game					
+	Chick-fil-A Bowl					

	1st	2nd	3rd	4th	OT	Total
Duke	84	141	107	127	—	459
Opponents	85	116	107	65	—	373

TEAM STATISTICS	Duke	Opponents
SCORING	459	373
Points Per Game	32.8	26.6
FIRST DOWNS	298	311
Rushing	138	141
Passing	151	150
Penalty	9	20
RUSHING YARDAGE	2,492	2,438
Yards gained rushing	2,690	2,740
Yards lost rushing	198	302
Rushing Attempts	544	573
Average Per Rush	4.6	4.3
Average Per Game	178.0	174.1
TDs Rushing	28	17
PASSING YARDAGE	3,474	3,414
Comp-Att-Int	298-472-19	264-460-18
Average Per Pass	7.4	7.4
Average Per Catch	11.7	12.9
Average Per Game	248.1	243.9
TDs Passing	26	25
TOTAL OFFENSE	5,966	5,852
Total Plays	1,016	1,033
Average Per Play	5.9	5.7
Average Per Game	426.1	418.0
KICK RETURNS: #-Yards	36-890	54-1,113
PUNT RETURNS: #-Yards	29-423	20-219
INT RETURNS: #-Yards	18-216	19-229
KICK RETURN AVERAGE	24.7	20.6
PUNT RETURN AVERAGE	14.6	10.9
INT RETURN AVERAGE	12.0	12.1
FUMBLES-LOST	16-6	15-8
PENALTIES-Yards	64-570	86-750
Average Per Game	40.7	53.6
PUNTS-Yards	69-2,945	75-3,020
Average Per Punt	42.7	40.3
Net punt average	37.8	34.1
KICKOFFS-Yards	81-5,017	74-4,617
Average Per Kick	61.9	62.4
Net kick average	41.1	38.5
TIME OF POSSESSION/Game	29:04	30:56
3RD-DOWN Conversions	79/200	79/212
3rd-Down Pct	40%	37%
4TH-DOWN Conversions	16/23	15/28
4th-Down Pct	70%	54%
SACKS BY-Yards	23-155	17-93
TOUCHDOWNS SCORED	60	48
FIELD GOALS-ATTEMPTS	13-19	12-23
ON-SIDE KICKS	1-4	0-0
RED-ZONE SCORES	(50-58) 86%	(37-45) 82%
RED-ZONE TOUCHDOWNS	(40-58) 69%	(29-45) 64%
PAT-ATTEMPTS	(58-58) 100%	(45-46) 98%
310		

RUSHING	G	Att	Gain	Loss	Net	Avg	TD	Lg	Avg/G
J. Snead	14	107	670	19	651	6.1	2	56	46.5
J. Duncan	13	113	573	11	562	5.0	3	20	43.2
J. Thompson	14	64	355	7	348	5.4	1	41	24.9
S. Powell	14	62	347	3	344	5.5	2	33	24.6
B. Connette	13	101	381	44	337	3.3	14	37	25.9
A. Boone	11	66	284	70	214	3.2	5	23	19.5
J. Crowder	14	8	71	0	71	8.9	1	22	5.1
E. Adams	2	3	9	2	7	2.3	0	6	3.5
TEAM	11	20	0	42	-42	-2.1	0	0	-3.8

PASSING	G	Effic	C-A-I	Pct	Yds	TD	Lg	Avg/G
A. Boone	11	128.18	206-322-13	.640	2,260	13	75	205.5
B. Connette	13	153.59	90-145-6	.621	1,212	13	75	93.2
TEAM	11	0.00	0-2-0	.000	0	0	0	0.0
W. Monday	14	108.40	2-2-0	1.00	2	0	6	0.1
J. Crowder	14	0.00	0-1-0	.000	0	0	0	0.0

RECEIVING	G	No.	Yds	Avg	TD	Lg	Avg/G
J. Crowder	14	108	1,360	12.6	8	75	97.1
B. Deaver	14	46	600	13.0	4	47	42.9
B. Braxton	14	39	361	9.3	2	75	25.8
M. McCaffrey	14	26	282	10.8	4	48	20.1
I. Blakeney	14	19	244	12.8	4	32	17.4
J. Barnes	12	15	217	14.5	0	50	18.1
J. Duncan	13	13	123	9.5	1	29	9.5
S. Powell	14	8	90	11.2	1	40	6.4
J. Thompson	14	7	46	6.6	0	21	3.3
J. Snead	14	6	29	4.8	1	11	2.1
D. Reeves	14	3	38	12.7	1	21	2.7
A. Nash	7	3	31	10.3	0	14	4.4
R. Smith	5	2	41	20.5	0	39	8.2
N. Sink	7	2	7	3.5	0	11	1.0
B. Connette	13	1	5	5.0	0	5	0.4

SCORING	TD	FG	Kick	Rush	Rcv	Pass	Dxp	Saf	Pts
R. Martin	0	13-19	58-58	0-0	0	0-0	0	0	97
B. Connette	14	0-0	0-0	0-1	0	0-0	0	0	84
J. Crowder	11	0-0	0-0	0-0	0	0-0	0	0	66
A. Boone	5	0-0	0-0	0-0	0	1-1	0	0	30
M. McCaffrey	4	0-0	0-0	0-0	0	0-0	0	0	24
D. Edwards	4	0-0	0-0	0-0	0	0-0	0	0	24
I. Blakeney	4	0-0	0-0	0-0	0	0-0	0	0	24
J. Duncan	4	0-0	0-0	0-0	0	0-0	0	0	24
B. Deaver	4	0-0	0-0	0-0	0	0-0	0	0	24
J. Snead	3	0-0	0-0	0-0	0	0-0	0	0	18
S. Powell	3	0-0	0-0	0-0	0	0-0	0	0	18
B. Braxton	2	0-0	0-0	0-0	0	0-0	0	0	12
D. Reeves	1	0-0	0-0	0-0	1	0-0	0	0	8
J. Thompson	1	0-0	0-0	0-0	0	0-0	0	0	6

PUNTING	No.	Yds	Avg	Lg	TB	FC	i20	50+	Blk
W. Monday	69	2,945	42.7	72	6	11	21	14	0

KICKOFF RETURNS	Player	No.	Yds	Avg	TD	Lg
D. Edwards	19	574	30.2	2	100	
J. Barnes	10	204	20.4	0	28	
S. Powell	6	116	19.3	0	27	
D. Beilinson	1	-4	-4.0	0	0	

PUNT RETURNS	Player	No.	Yds	Avg	TD	Lg
J. Crowder	25	401	16.0	2	82	
M. McCaffrey	3	7	2.3	0	7	
J. Snead	1	15	15.0	0	0	

INTERCEPTIONS	Player	No.	Yds	Avg	TD	Lg
J. Cash	4	18	4.5	0	14	
B. Borders	4	51	12.8	0	19	
R. Cockrell	3	19	6.3	0	19	
D. Edwards	3	78	26.0	2	45	
Kel. Brown	2	12	6.0	0	8	
D. Singleton	1	14	14.0	0	14	
G. Patterson	1	24	24.0	0	24	

FIELD GOALS	Player	FGM-A	Pct	1-19	20-29	30-39	40-49	50+	Lg	Blk
R. Martin	13-19	.684	1-1	4-4	5-7	1-4	2-3	53	0	0

TOTAL OFFENSE LEADERS	Player	G	Plays	Rush	Pass	Total	Avg/G
A. Boone	11	388	214	2,260	2,474	224.9	
B. Connette	13	246	337	1,212	1,549	119.2	
J. Snead	14	107	651	0	651	46.5	

ALL PURPOSE YARDAGE LEADERS	Player	G	Rush	Rec	PR	KOR	IR	Total	Avg/G
J. Crowder	14	71	1,360	401	0	0	0	1,832	130.9
J. Snead	14	651	29	15	0	0	0	695	49.6
J. Duncan	13	562	123	0	0	0	0	685	52.7

TACKLE LEADERS	Player	G	UA	A	Tot	TFL/Yds	Sacks/Yds	PBU
D. Helton	14	46	87	133	4-0-7	1-0-2	2	
J. Cash	14	64	57	121	9-5-25	0	4	
Kel. Brown	13	57	57	114	11-0-29	1-0-9	2	
K. Anunike	14	22	45	67	13-5-68	6-0-44	2	
D. Edwards	14	37	27	64	0-5-2	0	6	
D. Singleton	12	41	22	63	3-0-7	0	4	
J. Foxx	14	21	33	54	5-5-26	4-0-23	0	
R. Cockrell	13	35	11	46	2-0-4	1-0-3	13	
D. Norman	10	31	12	43	1-0-3	0	0	
B. Fields	14	27	15	42	1-0-9	1-0-9	6	
J. Bruce	14	14	19	33	2-0-4	1-0-2	0	
C. Wray	14	16	15	31	0-5-1	0	1	
A. Young-Wiseman	11	16	15	31	0	0	0	
G. Patterson	14	15	12	27	0	0	3	
B. Borders	14	14	12	26	0	0	8	
C. McCarthy	13	15	8	23	1-0-11	1-0-11	0	
D. Johnson	14	8	14	22	2-5-6	1-0-3	1	
Ky. Brown	11	10	12	22	2-0-9	1-0-8	1	
C.J. France	12	8	12	20	0	0	0	
S. Sarmiento	14	5	14	19	2-0-3	0	3	
J. Woodruff	12	9	8	17	4-0-19	3-0-18	1	
D. Williams	14	5	12	17	0-5-0	0	0	
J. Thompson	14	8	5	13	0	0	0	
S. Powell	14	4	7	11	0	0	0	

CAUSED FUMBLES	Kel. Brown 2, J. Cash 2, D. Johnson 2, G. Patterson 1, C. Wray 1		
----------------	--	--	--

FUMBLE RECOVERIES	Kel. Brown 2, J. Cash 2, D. Singleton 2, K. Anunike 1, Ky. Brown 1, R. Cockrell 1, D. Norman 1		
-------------------	--	--	--



2014

Overall Record: 9-4 ACC: 5-3 (2nd/Coastal)

Hyundai Sun Bowl

Head Coach: David Cutcliffe  
Assistant Coaches: Scottie Montgomery (Assoc. HC/OC/QB), John Latina (Asst. HC/OL), Jim Knowles (DC), Jim Collins (Asst. DC/BL), Zac Roper (ST/TE), Re'quan Boyette (RB), Derek Jones (CB), Rick Petri (DL), Jeff Faris (WR)  
Starting Lineup: OFFENSE: QB Anthony Boone, RB Shaquille Powell, TE David Reeves, WR Jamison Crowder, WR Issac Blakeney, WR Max McCaffrey, LT Takoby Cofield, LG Lucas Patrick, C Matt Skura, RG Laken Tomlinson, RT Casey Blaser; DEFENSE: DE Dezmond Johnson, NG Jamal Bruce, DT Carlos Wray, DE Jordan DeWalt-Ondijo, MLB David Helton, WLB C.J. France, CB Breon Borders, CB Bryon Fields, S Jeremy Cash, S Deondre Singleton, S DeVon Edwards; SPECIAL TEAMS: K Ross Martin, P Will Monday, LS Thomas Hennessy  
Captains: Anthony Boone, Kelby Brown, Jeremy Cash, Jamison Crowder & Laken Tomlinson | Team MVP: Anthony Boone  
All-ACC: Anthony Boone<sup>III</sup>, Jeremy Cash<sup>2</sup>, Takoby Cofield<sup>3</sup>, Jamison Crowder<sup>1 RS & WR</sup>, DeVon Edwards<sup>3 RS & H/M</sup>, David Helton<sup>1</sup>, Ross Martin<sup>3</sup>, Will Monday<sup>3</sup>, Matt Skura<sup>3</sup>, Laken Tomlinson<sup>1</sup>  
All-America: Jeremy Cash<sup>2</sup>, DeVon Edwards<sup>III</sup>, Ross Martin<sup>III</sup>, Will Monday<sup>III</sup>, Laken Tomlinson<sup>1</sup> | Academic All-America: David Helton<sup>1</sup>  
Miscellaneous Awards: William V. Campbell Trophy (David Helton), ACC Jim Tatum Award (David Helton), NFF Scholar-Athlete (David Helton), Orange Bowl-FWAA Courage Award (Laken Tomlinson)

A 30	Elon	H	W	52-13	31,213	Boone 22-33, 247 yards & 4 TDs; Sirk 2 rushing TDs; Blakeney 4-45 receiving & 2 TDs; Crowder 7-93 receiving & 2 TDs; D. Edwards 7 tackles
S 6	Troy	A	W	34-17	21,331	Boone 315 total yards & 3 TDs (2 rush); Duke 21 straight points to erase 14-3 deficit; Helton 15 tackles; DeWalt-Ondijo 2.0 QB sacks
S 13	Kansas	H	W	41-3	25,203	Wilson 12-245 rushing & 3 TDs (69, 68 & 45) (Duke single-game rushing yards record); Boone 19-32, 180 yards & 2 TDs; Cash 12 tackles
S 20	Tulane	H	W	47-13	20,197	Crowder 6-119 receiving; Sirk 5-94 rushing & 1 TD; Duke defense 3.0 QB sacks, 4 INTs (2 returned for TDs) & 1 FR: Total offense: Duke 497, TUL 391
S 27	Miami	A	L	10-22	44,559	MIA RB Johnson 25-155 rushing & 1 TD; Cash 10 tackles, 1.0 TFL, 2 CFs & 1 PBU; Powell 8-58 rushing & 1 TD; 3rd down: Duke 2-16, MIA 2-13
O 11	Georgia Tech (-/22)	A	W	31-25	44,281	Snead 14-102 rushing & 1 TD; Sirk 2 rushing TDs; Halftime: Duke, 14-12; Duke 17 straight points to open 2nd half after 77-minute weather delay
O 18	Virginia	H	W	20-13	28,131	Reeves GW 3-yard TD pass from Sirk (7:23; 4th); UVA QB Johns 22-45, 325 yards; Helton 14 tackles; Total offense: Duke 334, UVA 465
N 1	Pittsburgh (24/-)	A	W 2OT	51-48	39,293	2OT: Sirk GW 5-yard TD rush after PITT K Blewitt 43-yard FG; Blewitt 26-yard FGA wide left (:00; 4th); PITT RB Conner 38-263 rushing & 3 TDs
N 8	Syracuse (22/-)	A	W	27-10	39,331	Crowder GW 52-yard PR for TD (12:45; 4th); Blakeney 3-94 receiving & 2 TDs; Borders 2 INTs; Total offense: Duke 259, Syracuse 224
N 15	Virginia Tech (19/-)	H	L	16-17	30,107	VT K Snye GW PAT after TE Hodges 15-yard TD pass from QB Brewer (12:47; 4th); Martin 40-yard FGA wide left (2:26; 4th); TOs: Duke 3, VT 1
N 20	North Carolina (25/-)	H	L	20-45	33,941	UNC QB Williams 374 total yards; Halftime: UNC, 28-7; Total offense: Duke 378, UNC 592; Helton 17 tackles; D. Edwards 15 tackles
N 29	Wake Forest	H	W	41-21	22,247	Crowder 8-102 receiving & 1 TD; Blaser offensive FR in EZ for TD; Halftime: Duke, 27-14; D. Edwards 13 tackles; Duke 11-18 3rd down
D 27	+Arizona State (-/15)	N <sup>1</sup>	L	31-36	47,809	AZST RB Richard GW 4-yard pass from QB Kelly (4:45; 4th); AZST DB Brown INT of Boone in EZ ends Duke final drive (:45; 4th); Powell 29-117 rush
N <sup>1</sup> El Paso, Texas						
+ Hyundai Sun Bowl						

	1st	2nd	3rd	4th	OT	Total
Duke	115	106	84	103	13	421
Opponents	80	81	56	56	10	283

TEAM STATISTICS			Duke	Opponents
SCORING			421	283
Points Per Game			32.4	21.8
FIRST DOWNS			286	265
Rushing			133	152
Passing			130	118
Penalty			23	15
RUSHING YARDAGE			2,364	2,508
Yards gained rushing			2,547	2,884
Yards lost rushing			183	376
Rushing Attempts			492	564
Average Per Rush			4.8	4.4
Average Per Game			181.8	192.9
TDs Rushing			24	19
PASSING YARDAGE			2,814	2,688
Comp-Att-Int			268-471-8	235-421-11
Average Per Pass			6.0	6.4
Average Per Catch			10.5	11.4
Average Per Game			216.5	206.8
TDs Passing			23	14
TOTAL OFFENSE			5,178	5,196
Total Plays			963	985
Average Per Play			5.4	5.3
Average Per Game			398.3	399.7
KICK RETURNS: #-Yards			36-909	51-1186
PUNT RETURNS: #-Yards			24-325	16-33
INT RETURNS: #-Yards			11-159	8-89
KICK RETURN AVERAGE			25.2	23.3
PUNT RETURN AVERAGE			13.5	2.1
INT RETURN AVERAGE			14.5	11.1
FUMBLES-LOST			22-7	22-10
PENALTIES-Yards			64-503	89-785
Average Per Game			38.7	60.4
PUNTS-Yards			59-2,537	63-2,603
Average Per Punt			43.0	41.3
Net punt average			39.7	34.9
KICKOFFS-Yards			79-4,951	60-3,650
Average Per Kick			62.7	60.8
Net kick average			38.5	36.1
TIME OF POSSESSION/Game			29:07	30:49
3RD-DOWN Conversions			84/201	64/186
3rd-Down Pct			42%	34%
4TH-DOWN Conversions			16/29	9/31
4th-Down Pct			55%	29%
SACKS BY-Yards			29-227	13-91
TOUCHDOWNS SCORED			52	34
FIELD GOALS-ATTEMPTS			19-21	17-22
ON-SIDE KICKS			1-2	0-2
RED-ZONE SCORES			(49-56) 88%	(45-51) 88%
RED-ZONE TOUCHDOWNS			(35-56) 63%	(30-51) 59%
PAT-ATTEMPTS			(50-50) 100%	(28-30) 93%

RUSHING												
Player	G	Att	Gain	Loss	Net	Avg	TD	Lg	Avg/G			
S. Powell	12	134	622	4	618	4.6	2	17	51.5			
S. Wilson	13	78	604	6	598	7.7	5	69	46.0			
J. Snead	13	81	417	16	401	5.0	3	19	30.8			
A. Boone	13	94	484	109	375	4.0	5	30	28.8			
T. Sirk	12	47	241	3	238	5.1	8	50	19.8			
J. Ajeigbe	13	41	153	3	150	3.7	0	14	11.5			
P. Boehme	3	3	14	0	14	4.7	0	9	4.7			
J. Crowder	13	2	9	0	9	4.5	0	6	0.7			
E. Adams	3	2	3	0	3	1.5	0	3	1.0			
C. Blaser	13	0	0	0	0	0.0	1	0	0.0			
TEAM	7	10	0	42	-42	-4.2	0	0	-6.0			

PASSING												
Player	G	Effic	C-A-I	Pct	Yds	TD	Lg	Avg/G				
A. Boone	13	116.67	255-453-8	.563	2,700	19	54	207.7				
T. Sirk	12	182.34	10-14-0	.714	67	3	18	5.6				
P. Boehme	3	71.00	1-2-0	.500	5	0	5	1.7				
W. Monday	13	352.00	1-1-0	1.000	30	0	30	2.3				
J. Crowder	13	530.80	1-1-0	1.000	12	1	12	0.9				

RECEIVING												
Player	G	No.	Yds	Avg	TD	Lg	Avg/G					
J. Crowder	13	85	1,044	12.3	6	52	80.3					
I. Blakeney	13	47	559	11.9	7	54	43.0					
M. McCaffrey	13	37	385	10.4	3	36	29.6					
J. Barnes	13	23	237	10.3	1	45	18.2					
S. Wilson	13	18	179	9.9	1	29	13.8					
S. Powell	12	18	154	8.6	1	32	12.8					
D. Reeves	13	13	103	7.9	3	18	7.9					
J. Snead	13	12	92	7.7	0	19	7.1					
E. Schneider	13	6	19	3.2	1	6	1.5					
J. Ajeigbe	13	2	23	11.5	0	14	1.8					
A. Nash	9	2	16	8.0	0	14	1.8					
T. Alls	13	2	14	7.0	0	9	1.1					
D. Koppenhaver	3	1	5	5.0	0	5	1.7					
R. Smith	6	1	0	0.0	0	0	0.0					
A. Boone	13	1	-16	-16.0	0	0	-1.2					

SCORING												
Player	TD	FG	Kick	Rush	Rcv	Pass	Dxp	Saf	Pts			
R. Martin	0	19-21	50-50	0-0	0	0-0	0	0	107			
T. Sirk	8	0-0	0-0	0-0	0	0-0	0	0	48			
J. Crowder	8	0-0	0-0	0-0	0	0-0	0	0	48			
I. Blakeney	7	0-0	0-0	0-0	0	0-0	0	0	42			
S. Wilson	6	0-0	0-0	0-0	0	0-0	0	0	36			
A. Boone	5	0-0	0-0	0-0	0	0-1	0	0	30			
J. Snead	3	0-0	0-0	0-0	0	0-0	0	0	18			
M. McCaffrey	3	0-0	0-0	0-0	0	0-0	0	0	18			
D. Reeves	3	0-0	0-0	0-0	0	0-0	0	0	18			
S. Powell	3	0-0	0-0	0-0	0	0-0	0	0	18			
D. Edwards	1	0-0	0-0	0-0	0	0-0	0	0	6			
J. Barnes	1	0-0	0-0	0-0	0	0-0	0	0	6			
J. Ajeigbe	1	0-0	0-0	0-0	0	0-0	0	0	6			
B. Fields	1	0-0	0-0	0-0	0	0-0	0	0	6			
E. Schneider	1	0-0	0-0	0-0	0	0-0	0	0	6			
C. Blaser	1	0-0	0-0	0-0	0	0-0	0	0	6			
TEAM	0	0-0	0-0	0-0	0	0-0	0	1	2			

PUNTING												
Player	No.	Yds	Avg	Lg	TB	FC	i20	50+	Blk			
W. Monday	59	2,537	43.0	65	8	20	17	13	0			

KICKOFF RETURNS					
Player	No.	Yds	Avg	TD	Lg
D. Edwards	29	745	25.7	1	99
J. Barnes	3	100	33.3	0	60
J. Ajeigbe	1	20	20.0	0	20
S. Powell	1	15	15.0	0	15
E. Schneider	1	3	3.0	0	3
J. Crowder	1	26	26.0	0	26

2015

Overall Record: 8-5 ACC: 4-4 (13rd/Coastal)

New Era Pinstripe Bowl

Head Coach: David Cutcliffe

Assistant Coaches: Scottie Montgomery (Assoc. HC/OC/QB), John Latina (Asst. HC/OL), Jim Knowles (DC/LB), Jim Collins (Asst. DC/OLB/DE), Zac Roper (ST/TE), Re'quan Boyette (RB), Derek Jones (CB), Matt Guerrieri (S), Jeff Faris (WR)

Starting Lineup: OFFENSE: QB Thomas Sirk, RB Shaquille Powell, TE David Reeves, WR Max McCaffrey, WR Anthony Nash, WR T.J. Rahming, LT Gabe Brandner, LG Lucas Patrick, C Matt Skura, RG Tanner Stone, RT Casey Blaser; DEFENSE: DE Ky. Brown, DT A.J. Wolf, DT Carlos Wray, DE Deion Williams, MLB Tinashe Bere, WLB Dwayne Norman, CB Breon Borders, CB Saxton II, S Jeremy Cash, S Deondre Singleton, S DeVon Edwards; SPECIAL TEAMS: K Ross Martin, P Will Monday, LS Thomas Hennessy

Captains: Jeremy Cash & Matt Skura | Team MVP: Jeremy Cash

All-ACC: Casey Blaser<sup>HM</sup>, Jeremy Cash<sup>1</sup>, DeVon Edwards<sup>WRS & HMBs</sup>, Ross Martin<sup>2</sup>, Will Monday<sup>3</sup>, Dwayne Norman<sup>2</sup>, Lucas Patrick<sup>HM</sup>, Matt Skura<sup>1</sup>

All-America: Jeremy Cash<sup>1</sup>, DeVon Edwards<sup>HM</sup>, Ross Martin<sup>HM</sup>, Matt Skura<sup>2</sup> | Academic All-America: A.J. Wolf<sup>1</sup>, DeVon Edwards<sup>2</sup>, Ross Martin<sup>2</sup>

Miscellaneous Awards: ACC Defensive Player of the Year (Jeremy Cash), ACC Jim Tatum Award (Jeremy Cash), New Era Pinstripe Bowl co-MVPs (Thomas Sirk & Shaun Wilson)

S 3	Tulane	A	W	37-7	25,470
S 12	N.C. Central	H	W	55-0	33,941
S 19	Northwestern (-/23)	H	L	10-19	24,127
S 26	Georgia Tech (-/20)	H	W	34-20	20,101
O 3	Boston College	H	W	9-7	20,009
O 10	Army West Point	A	W	44-3	39,712
O 24	Virginia Tech (23-)	A	W	40T 45-43	63,257
O 31	Miami (22-)	H	L	27-30	30,143
N 7	North Carolina (-/21)	A	L	31-66	60,000
N 14	Pittsburgh	H	L	13-31	30,241
N 21	Virginia	A	L	34-42	35,178
N 28	Wake Forest	A	W	27-21	26,435
D 27	+Indiana	N <sup>1</sup>	W	OT 44-41	37,218

N<sup>1</sup> New York, N.Y.  
+ New Era Pinstripe Bowl

	1st	2nd	3rd	4th	OT	Total
Duke	97	86	87	116	24	410
Opponents	66	71	91	83	19	330

TEAM STATISTICS	Duke	Opponents
SCORING	410	330
Points Per Game	31.5	25.4
FIRST DOWNS	310	262
Rushing	120	118
Passing	156	125
Penalty	34	19
RUSHING YARDAGE	2,508	1,999
Yards gained rushing	2,687	2,407
Yards lost rushing	179	408
Rushing Attempts	524	553
Average Per Rush	4.8	3.6
Average Per Game	192.9	153.8
TDs Rushing	25	17
PASSING YARDAGE	3,204	3,132
Comp-Att-Int	294-509-10	223-403-11
Average Per Pass	6.3	7.8
Average Per Catch	10.9	14.0
Average Per Game	246.5	240.9
TDs Passing	18	23
TOTAL OFFENSE	5,712	5,131
Total Plays	1,033	956
Average Per Play	5.5	5.4
Average Per Game	439.4	394.7
KICK RETURNS: #-Yards	38-995	48-942
PUNT RETURNS: #-Yards	30-212	14-42
INT RETURNS: #-Yards	11-57	10-83
KICK RETURN AVERAGE	26.2	19.6
PUNT RETURN AVERAGE	7.1	3.0
INT RETURN AVERAGE	5.2	8.3
FUMBLES-LOST	15-11	23-9
PENALTIES-Yards	71-615	86-695
Average Per Game	47.3	53.5
PUNTS-Yards	65-2,826	81-3,365
Average Per Punt	43.5	41.5
Net punt average	38.8	37.7
KICKOFFS-Yards	77-4,535	62-3,729
Average Per Kick	58.9	60.1
Net kick average	39.2	34.8
TIME OF POSSESSION/Game	28:41	31:19
3RD-DOWN Conversions	93/215	77/203
3rd-Down Pct	43%	38%
4TH-DOWN Conversions	11/22	9/22
4th-Down Pct	50%	41%
SACKS BY-Yards	17-147	18-91
TOUCHDOWNS SCORED	47	42
FIELD GOALS-ATTEMPTS	26-30	13-18
ON-SIDE KICKS	0-2	0-2
RED-ZONE SCORES	(46-55) 84%	(34-40) 85%
RED-ZONE TOUCHDOWNS	(29-55) 53%	(26-40) 65%
PAT-ATTEMPTS	(42-42) 100%	(37-38) 97%

Sirk 27-40, 289 yards & 2 TDs; Barnes 11-109 receiving & 1 TD; Tulane 25 net rushing yards; Total offense: Duke 530, Tulane 271
Sirk 15-22, 315 yards & 3 TDs; Wilson 89-yard TD reception; Duke 7 scoring drives of 60+ yards; Total offense: Duke 655, NCCU 186
NW RB Jackson 35-120 rushing; Sirk 24-39, 150 yards; Halftime: Duke, 7-3; NW RB Vault 98-yard KOR for TD to open 3rd quarter
Cash 12 tackles, 3.0 TFL, 1.0 sack & 2 CFs; D. Edwards 100-yard KOR for TD; Duke led 19-3 after 1st quarter; GT 6-24 on 3rd & 4th downs
Martin 3 FGs (36, 38 & 53); Duke 1st win without TD since 1978; Rahming 5-75 receiving; Norman 11 tackles; Total offense: Duke 228, BC 305
Duncan 8-78 rushing & 2 TDs; Boehme 2 rushing TDs; Halftime: Duke, 27-0; Norman 11 tackles; Total offense: Duke 458, ARMY 168
4OT: Sirk GW PAT rush after own 25-yard TD pass to Schneider; First 4OT game in ACC history; Sirk 19-39, 270 yards & 3 TDs + 109 rushing yards
MIA CB GW Elder 91-yard KOR for TD (0:00; 4th) after Sirk 1-yard TD rush & PAT rush (:06; 4th); ACC officials suspended following review
UNC QB Williams 23-35, 494 yards & 4 TDs; Duncan 13-115 rushing & 1 TD; Sirk 2 rushing TDs; Duke 327 rushing yards; UNC 704 total yards
PITT RB Ollison 26-111 rushing; PITT QB Peterman 3 TD passes; Sirk DNP (injury); Boehme 328 total yards (248 pass); Halftime: 10-10
UVA QB Johns 24-33, 344 yards & 2 TDs; D. Edwards 94-yard KOR for TD; Rahming 12-190 receiving & 1 TD; UVA led 42-20 after 3 quarters
Sirk 26-39, 275 yards & 2 TDs; McCaffrey 5-93 receiving & 2 TDs; Deaver recovers WF onside kick attempt (1:46; 4th); Borders 7 tackles & 1 INT
OT: Martin GW 36-yard FG & IND 38-yard FGA wide right; Co-MVPs: Sirk (318 total yards & 3 TDs) & Wilson (103 rush yards & 98-yard KOR for TD)

RUSHING

Player	G	Att	Gain	Loss	Net	Avg	TD	Lg	Avg/G
T. Sirk	12	163	879	76	803	4.9	8	73	66.9
S. Powell	13	125	557	15	542	4.3	3	30	41.7
J. Duncan	10	67	469	9	460	6.9	4	52	46.0
S. Wilson	11	84	432	8	424	5.0	3	85	38.5
P. Boehme	10	45	225	44	181	4.0	5	77	18.1
N. Pierre	11	15	76	0	76	5.1	0	12	6.9
Z. Boden	12	9	34	0	34	3.8	2	10	2.8
J. Ajeigbe	8	4	11	3	8	2.0	0	5	1.0
W. Monday	13	1	3	0	3	3.0	0	3	0.2
T.J. Rahming	12	1	1	0	1	1.0	0	1	0.1
TEAM	8	10	0	24	-24	-2.4	0	0	-3.0

PASSING

Player	G	Effic	C-A-I	Pct	Yds	TD	Lg	Avg/G
T. Sirk	12	119.04	251-427-8	.588	2,625	16	89	218.8
P. Boehme	10	123.38	43-78-1	.551	579	2	52	57.9
A. Nash	11	0.00	0-1-0	.000	0	0	0	0.0
W. Monday	13	0.00	0-1-0	.000	0	0	0	0.0
S. Wilson	11	-200.00	0-1-1	.000	0	0	0	0.0
N. Pierre	11	0.00	0-1-0	.000	0	0	0	0.0

RECEIVING

Player	G	No.	Yds	Avg	TD	Lg	Avg/G
M. McCaffrey	13	52	643	12.4	5	43	49.5
T.J. Rahming	12	43	571	13.3	2	59	47.6
S. Powell	13	35	212	6.1	2	24	16.3
J. Barnes	10	34	411	12.1	2	44	41.1
A. Nash	11	32	475	14.8	1	52	43.2
B. Deaver	12	21	183	8.7	2	18	15.2
S. Wilson	11	19	207	10.9	1	89	18.8
E. Schneider	13	15	123	8.2	3	25	9.5
D. Reeves	13	13	104	8.0	0	17	8.0
J. Duncan	10	11	89	8.1	0	18	8.9
R. Smith	13	6	85	14.2	0	32	6.5
T. Alls	4	6	56	9.3	0	15	14.0
C. Taylor	9	5	36	7.2	0	27	4.0
J. Ajeigbe	8	1	11	11.0	0	11	1.4
N. Pierre	11	1	-2	-2.0	0	0	-0.2

SCORING

Player	TD	FG	Kick	Rush	Rcv	Pass	Dxp	Saf	Pts
R. Martin	0	26-30	42-42	0-0	0	0-0	0	0	120
T. Sirk	8	0-0	0-0	2-2	0	1-1	0	0	52
M. McCaffrey	5	0-0	0-0	0-0	1	0-0	0	0	32
S. Wilson	5	0-0	0-0	0-0	0	0-0	0	0	30
S. Powell	5	0-0	0-0	0-0	0	0-0	0	0	30
P. Boehme	5	0-0	0-0	0-0	0	0-0	0	0	30
J. Duncan	4	0-0	0-0	0-0	0	0-0	0	0	24
E. Schneider	3	0-0	0-0	0-0	0	0-0	0	0	18
D. Edwards	3	0-0	0-0	0-0	0	0-0	0	0	18
T.J. Rahming	2	0-0	0-0	0-0	0	0-0	0	0	12
Z. Boden	2	0-0	0-0	0-0	0	0-0	0	0	12
B. Deaver	2	0-0	0-0	0-0	0	0-0	0	0	12
J. Barnes	2	0-0	0-0	0-0	0	0-0	0	0	12
A. Nash	1	0-0	0-0	0-0	0	0-0	0	0	6
TEAM	0	0-0	0-0	0-0	0	0-0	0	1	2
W. Monday	0	0-0	0-0	0-2	0	0-0	0	0	0

PUNTING

Player	No.	Yds	Avg	Lg	TB	FC	i20	50+	Blk
W. Monday	65	2,826	43.5	71	13	20	31	20	0

KICKOFF RETURNS

Player	No.	Yds	Avg	TD	Lg
D. Edwards	24	700	29.2	3	100
S. Wilson	4	164	41.0	1	98
E. Schneider	3	22	7.3	0	10
J. Barnes	2	51	25.5	0	26
J. Ajeigbe	1	26	26.0	0	26
J. Lloyd	1	16	16.0	0	16
Z. Boden	1	9	9.0	0	9
R. Smith	1	7	7.0	0	7
B. Deaver	1	0	0.0	0	0

PUNT RETURNS

Player	No.	Yds	Avg	TD	Lg
R. Smith	29	207	7.1	0	69
J. Barnes	1	5	5.0	0	5

INTERCEPTIONS

Player	No.	Yds	Avg	TD	Lg
B. Borders	3	6	2.0	0	3
J. McDuffie	1	25	25.0	0	25
D. Edwards	1	24	24.0	0	24
D. Norman	1	2	2.0	0	2
Z. Carmichael	1	0	0.0	0	0
P. Carter	1	0	0.0	0	0
A. Jackson	1	0	0.0	0	0
C. McCarthy	1	0	0.0	0	0
A. Saxton II	1	0	0.0	0	0

FIELD GOALS

Player	FGM-A	Pct	1-19	20-29	30-39	40-49	50+	Lg	Blk
R. Martin	26-30	86.7	0-0	7-8	11-13	4-5	4-4	53	0

TOTAL OFFENSE LEADERS

Player	G	Plays	Rush	Pass	Total	Avg/G
T. Sirk	12	590	803	2,625	3,428	285.7
P. Boehme	10	123	181	579	760	76.0
S. Powell	13	125	542	0	542	41.7

ALL PURPOSE YARDAGE LEADERS

Player	G	Rush	Rec	PR	KOR	IR	Total	Avg/G
T. Sirk	12	803	0	0	0	0	803	66.9
S. Wilson	11	424	207	0	164	0	795	72.3
S. Powell	13	542	212	0	0	0	754	58.0

TACKLE LEADERS

Player	G	UA	A	Tot	TFL/Yds	Sacks/Yds	PBU
D. Norman	13	63	51	114	8.5-30	1.0-10	4
D. Edwards	13	50	51	101	2.0-4	1.0-2	6
J. Cash	12	57	44	101	18.0-80	2.5-26	4
D. Singleton	13	44	35	79	6.0-21	0	4
T. Bere	11	25	33	58	4.5-19	1.5-12	0
B. Borders	13	39	17	56	4.0-20	1.0-2	9
A.J. Wolf	13	21	33	54	4.0-11	0.5-4	0
C. Wray	13	19	28	47	4.5-30	2.0-18	2
Ky. Brown	11	13	25	38	2.0-7	0	1
D. Williams	13	16	22	38	3.5-26	1.0-13	0
A. Saxton II	13	24	14	38	2.0-9	0	2

CAUSED FUMBLES

J. Cash 3, D. Norman 2, D. Singleton 2, J. Barnes 1, T. Bere 1, B. Boyce 1, Z. Carmichael 1, B. Humphreys 1, S. Powell 1, A. Saxton II 1

FUMBLE RECOVERIES

D. Singleton 2, J. Barnes 1, J. Cash 1, B. Grier 1, B. Humphreys 1, Q. Mann 1, D. Reeves 1, D. Williams 1